



CONTRACT NO. DE/2005/03

**SUPPLY AND INSTALLATION OF ELECTRICAL AND MECHANICAL EQUIPMENT FOR
EXPANSION OF SHEK WU HUI SEWAGE TREATMENT WORKS**

ENVIRONMENTAL MONITORING AND AUDIT

MONTHLY EM&A REPORT NO. 15

AUGUST 2007

for

Biwater Man Lee Limited

Submitted by

Kingsford Environmental (H.K.) Ltd.

CONTROLLED DOCUMENT

Revision: A
Approved by: SL

Revision Date: 31/8/07
Distribution Date: 31/8/07


CUSTOMER: **Biwater Man Lee Limited**

PROJECT NAME: **Supply and Installation of Electrical and Mechanical Equipment for Expansion of Shek Wu Hui Sewage Treatment Works**

PROJECT NO.: 81869

Author:  Ms. A. Lau
(Signature) (Name)

Date: 31/8/2007

Review and Approved by:  Mr. S. Lau
(Signature) (Name)

Date: 31/8/2007

CONTROLLED DOCUMENT DISTRIBUTION

Document Title : Monthly EM&A Report No. 15 Controlled Copy No.: _____

Document No. : RPT:MRPTNo.15/RevA/81869

Distributed to : Biwater Man Lee Limited Date : 31/8/2007

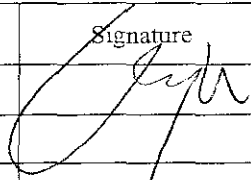
REVISION RECORD				
Rev. No.	Revision Notification	Date	Approved By	Signature
A	Report issued to Client	31/8/2007	S. Lau	

TABLE OF CONTENTS

Approval & Distribution Sheet
Executive Summary

- 1 Introduction
- 2 Work Activities during the Month
- 3 Status of Environmental Protection
- 4 Site Inspections
- 5 Summary of Deficiencies and Remedial Actions
- 6 Summary of Complaints and Remedial Actions
- 7 Summary of Summons and Prosecutions
- 8 Monthly Environmental Auditing for the Coming Months
- 9 Conclusions and Comments

Tables:

- Table 1 Work Activities for August 2007
Table 2 Status of Permits and Licenses
Table 3 Type and Quantity of Waste Disposed of in August 2007

Appendices :

- 1 Contact Information of Key Environmental Personnel
- 2 Sensitive Receivers, Locations of Monitoring and Control Stations, Action and Limited Levels and Event/Action Plan
- 3 Construction Programme
- 4 Environmental Requirements and Implementation Status
- 5 Site layout plan and Site Inspection Checklists
- 6 Deficiency Investigation Reports
- 7 Complaint Reports
- 8 Summons and Prosecutions Records
- 9 Permits


APPROVAL & DISTRIBUTION SHEET

DOCUMENT DATE: 31 August 2007

APPROVAL

Certified by : ET Leader

Signature:



Mr. Stanley Lau

Date: 31 August 2007

DISTRIBUTION LIST

Title	Name	No. of Copies
Engineer's Representative (Drainage Services Department)	Mr. P.W. Lam/ Mr. K.K. Cheung	8
E&M Contractor (The Biwater Man Lee Limited)	Mr. W. S. Lui	1
Independent Environmental Checker (CH2M HILL Hong Kong Limited)	Mr. Billy Yu	1

EXECUTIVE SUMMARY

This is the fifteenth monthly Environmental Monitoring and Audit (EM&A) Report for the Drainage Services Department Contract No. DE/2005/03 entitled "Supply and Installation of Electrical and Mechanical Equipment for Expansion of Shek Wu Hui Sewage Treatment Works". This report contains the results of the environmental monitoring for verification of mitigation implementation conducted by the Environmental Team (ET) of the E&M Contractor as required in the contract.

For the environmental monitoring activities, Action and Limit (A/L) Levels are defined levels of impact recorded which represent levels at which a prescribed response is required. Action Limit is an indication of a deteriorating ambient environment for which appropriate remedial actions are likely to be necessary to prevent environmental quality from falling outside the Limit Levels. If these are exceeded, construction works should not be preceded without appropriate remedial action, including critical review of the methods. Baseline monitoring was conducted by the Civil Contractor in December 2005 (Report No. 01284R0012).

The work activities this month consisted of installation, testing and commissioning of density current baffles and scrapper for density current baffles at Final Sedimentation Tank No. 1, construction for new concrete plinths and steel platform in SAS Consolidation House.

Site inspections by an Environmental Team were carried out on 3, 6, 14, 21 and 27 of August 2007 with the representatives of the Engineer.

No deficiency was found during the site inspections for August 2007. Work activities and mitigation measures were in compliance with the environmental protection regulations, contract requirement and environmental permit.

The monthly EM&A meeting was held on 8 August 2007 with all of the parties (DSD, Civil and E&M contractors, ETs, and the IEC) involved.

There was no complaint received or notification of summons or successful prosecution during August 2007.

There was no reporting change during the reporting month.

The planned activities for September – November 2007 as regards E&M equipment are mainly to carry out 1) outstanding works for pH Control System, 2) installation of density current baffles at Final Sedimentation Tank No. 3 and 3) construction of steel platform and installation of new E&M equipment in SAS Consolidation House.

1 Introduction

This is the fifteenth monthly Environmental Monitoring and Audit (EM&A) Report for the Drainage Services Department Contract No. DE/2005/03 entitled "Supply and Installation of Electrical and Mechanical Equipment for Expansion of Shek Wu Hui Sewage Treatment Works". The report was prepared by the Environmental Team, Kingsford Environmental (H.K.) Ltd., of the E&M Contractor, Biwater Man Lee Limited. This report is submitted to the Client, the Drainage Services Department, and her Independent Environmental Checker, CH2M HILL Hong Kong Limited, for the project. In addition, this report is to be submitted to EPD in accordance with the requirement of the environmental permit (EP218-2005) and EM&A manual of the project.

This report only presents the results of the environmental auditing of the project activities regarding the E&M equipment installation conducted in the month of August 2007. The auditing works include regular site inspections for verification of the mitigation measures implementation as recommended in the EM&A Manual and as detailed in the Project Profile for the project.

The contact information for the key personnel is shown in Appendix 1.

The job nature of the E&M contractor is mainly for installation of E&M equipment, all hand-held's breakers, bulldozer, concrete lorry mixer, dump truck and hand-held's poker, vibratory would not be used so that the impact from noise and dust would be low. Also, the distance to the nearest sensitive receivers is large. Therefore, the potential environmental impact imposed to the sensitive receivers would be low. Routine environmental monitoring would be considered when deficiency is found or complaint is received.

The sensitive receivers, locations of monitoring and control stations, action and limited levels and event/action plan are shown in Appendix 2.

2 Work Activities during the Month

The work activities this month consisted of installation, testing and commissioning of density current baffles and scrapper for density current baffles at Final Sedimentation Tank No. 1, construction for new concrete plinths and steel platform in SAS Consolidation House.

The activities and dates of occurrence of each activity are summarized below in Table 1. The Construction Programme is shown in Appendix 3.

Table 1: Work Activities for August 2007

<i>SAS Consolidation House</i>	
Construction of new concrete plinths	27 Jul '07 – 31 Aug '07*
<i>Final Sedimentation Tank No.1</i>	
Installation of E&M equipment	31 Jul '07 – 28 Aug '07
Testing and Commissioning	29 Aug '07 – 31 Aug '07*

* *Scheduled dates only for completion of the activities*

3 Status of Environmental Protection

Air Quality

Appropriate mitigation measures for the activities are in place. Plastic covers with stakes/weights are readily available and used for covering of exposed material for control of dust. Water spray is available for dust suppression, if necessary.

Water Quality

The plastic covers for exposed soil, etc. are available for minimization of silt in the run-off water during rainstorms, if necessary. Sandbags will be provided for preventing surface run-off discharging directly into public drain area. Note that wastewater generated from the off-site project office was collected in a storage tank and tanker-away regularly by a licensed collector.

Anti-mosquito preventive measures, e.g. regular removal of stagnant water (if possible) and/or spraying larvicide (if necessary) at any site area, are taken for mosquito control and prevention, particularly for control of Dengue Fever and Japanese Encephalitis diseases.

Noise

Plants with low noise emittance are preferred and are operated/maintained to reduce noise. In this reporting month, work was carried out during normal working hours (7am – 7pm Monday to Saturday) or otherwise specified in the contract. In the event of a schedule change such that construction work would be performed during the restricted hours (11pm – 7am and during general public holidays including Sundays), a Construction Noise Permit would be required.

Waste / Chemical Management

The construction waste materials are preferred to be removed promptly from the site. Recyclable hard inert C&D materials should be taken to a public filling area (Tuen Mun Area 38) whereas the non-inert C&D waste should be disposed of to NENT landfill at Ta Kwu Ling or other disposal site approved by the control authority. Note that the inert C&D materials should be reduced, reused and recycled if possible, before disposal. Any substance identified as chemical waste would be disposed of properly by a licensed collector. A trip ticket system for the disposal of C&D waste should be conducted as required by the Waste Management Plan. Rubbish bins are provided on-site for collecting general refuses as necessary. The general refuse would be removed regularly and disposed to landfills by a licensed collector. A proper record of each waste disposal, including the new bar-coded disposal delivery form, would be kept to verify proper handling and disposal.

The status of permits and licenses is summarized in Table 2 and shown in Appendix 9.

Table 2: Status of Permits and Licenses

Description	Permit No.	Valid Period		Ref.	Status
		From	To		
Environmental Permit	EP-218/2005	16/06/05	End of Project	PS1.39*	Granted
Register as Chemical Waste Producer	WPN 5517-624-B1 039-02	14/06/07	End of Project	Waste Disposal (Chemical Waste) (General Regulation (Cap. 354)	Granted

* Particular Specification of Contract No. DE/2005/03

The implementation status of mitigation measures from EM&A Manual is attached in Appendix 4.

4 Site Inspections

Site inspections by an Environmental Team were carried out on 3, 6, 14, 21 and 27 of August 2007 with the representatives of the Engineer.

The site locations inspected were marked on a site layout plan and the location code was recorded on the checklist. The site layout plan is shown in Appendix 5.

The work activities this month consisted of installation, testing and commissioning of density current baffles and scrapper for density current baffles at Final Sedimentation Tank No. 1, construction for new concrete plinths and steel platform in SAS Consolidation House.

No deficiency was found during this month. Inspection checklists are annexed in Appendix 5. Whereas all of the environmental aspects were inspected in the work areas, the most applicable descriptions are addressed below.

Air Quality

Construction area of new concrete plinth, inside the SAS Consolidation House, was fenced by impervious sheeting insufficiently. Fully enclosure by impervious sheeting was provided for new concrete plinth area accordingly. In addition, water spraying was provided before/during the work to suppress dust generation.

Water Quality

Due to the rain, accumulations of rainwater were observed in the hopper at Final Sedimentation Tank No. 1 and drip tray underneath the temporary generator placed near the SAS Consolidation House. The accumulated rainwater in drip tray underneath the temporary generator was removed accordingly. The accumulated rainwater in hopper at Final Sedimentation Tank No.1 should be drained away regularly, if possible, while mosquito larvicide is only applied when it is not feasible to drain away the rainwater immediately.

No surface run-off was observed during the site inspections this month. Note that the regular inspections and preventive measures for the mosquitoes are being conducted and recorded at least weekly by the Contractor.

Noise

During this month, the work activities and equipment used did not generate significant noise. In this reporting month, no work was carried out during general public holidays including Sundays.

Waste / Chemical Management

Little oil stain was observed next to the generator placed near the SAS Consolidation House in mid of August 2007. The oil stain was removed by the sand immediately. Note that chemical spillage drill was conducted on 14 August 2007.

Refuse bins and waste storage/sorting area were provided for the collection of general refuse and sorting the C&D materials.

No packaging waste or construction waste was disposed of to landfill by the licensed waste collector this month.

The type and quantity of waste for final disposal during August 2007 is shown in Table 3. Note that a record of each disposal is being kept.

Table 3: Type and Quantity of Waste Disposed of in August 2007

Types of Waste	Quantity
Inert C&D Material	Nil
Non-inert C&D Waste	Nil
Chemical Waste	Nil
General Refuse*	1.32m ³

* Included the site office

5 Summary of Deficiencies and Remedial Actions

There were no deficiencies noted from the site inspections of August 2007.

6 Summary of Complaints and Remedial Actions

No complaints were received in August 2007. In the event of complaints, the procedure for handling of the complaints is detailed in the EM&A Manual.

7 Summary of Summons and Prosecutions

No notification of summons and no prosecutions occurred in August 2007.

8 Monthly Environmental Auditing for the Coming Months

The planned activities for the coming three months (September – November 2007) as regards E&M equipment are to carry out outstanding works for the following system/area:-

- pH Control System
- Final Sedimentation Tank No. 3
- SAS Consolidation House

The anticipated environmental issues for September – November 2007 will be as follows:-

- pH control System
 - The anticipated environmental issues will be related to:-
 - the waste disposal from E&M equipment installation.
 - the stagnant water, as testing/ commissioning of equipment/system will be involved.
 - the chemical handling (if any) during the T&C period.
- Final Sedimentation Tank Nos. 3 and 4
 - The anticipated environmental issues will be related to the waste disposal from the E&M equipment installation.
 - The anticipated environmental issue will be related to stagnant water, as testing/commissioning of equipment/system will be involved.
- SAS Consolidation House
 - The anticipated environmental issues will be related to:-
 - the anticipated environmental issues will be related to the waste disposal from the E&M equipment installation.
 - the chemical waste disposal and chemical handling (if any) from the demolition of the existing E&M equipment
 - Stagnant water, as testing/commissioning of equipment/system will be involved.

9 Conclusions and Comments

The required weekly site inspections have been conducted. No deficiency was noted.

Appendix 1

Contact Information of Key Environmental Personnel

Contact Information for Key Personnel

Name	Title	Telephone	Fax
Mr. P. W. Lam (DSD)	Engineer's Representative	2594-7305	2827-8532
Mr. K. K. Cheung (DSD)	Engineer's Representative	2594-7338	2827-8532
Mr. W. S. Lui (BML)	Site Agent	2671-2350	2671-2351
Mr. K. H. Lau (BML)	Deputy Site Agent	2671-2350	2671-2351
Mr. S. M. Ho (BML)	Site Waste Manager/ Co-ordinator	2671-2350	2671-2351
Mr. Stanley Lau (KEL)	ET Leader	2612-2817	2614-7012
Ms. Angela Lau (KEL)	ET Site Inspector	2612-2817	2614-7012
Mr. Billy Yu (CH2M)	The Independent Environmental Checker	2507-2203	2507-2293

Appendix 2

**Sensitive Receivers,
Location of Monitoring and Control Station,
Action and Limited Levels
and
Event/Action Plan**

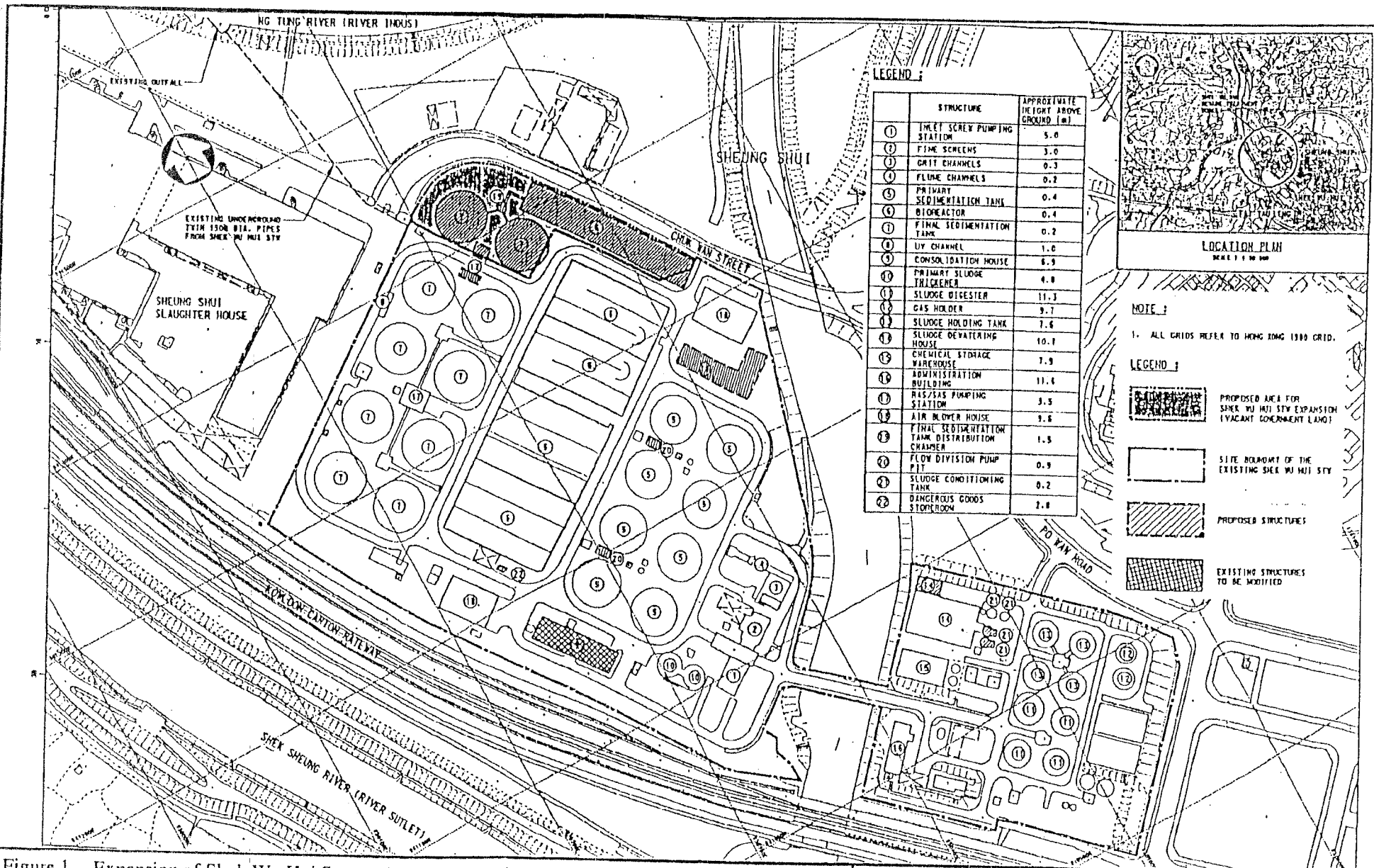


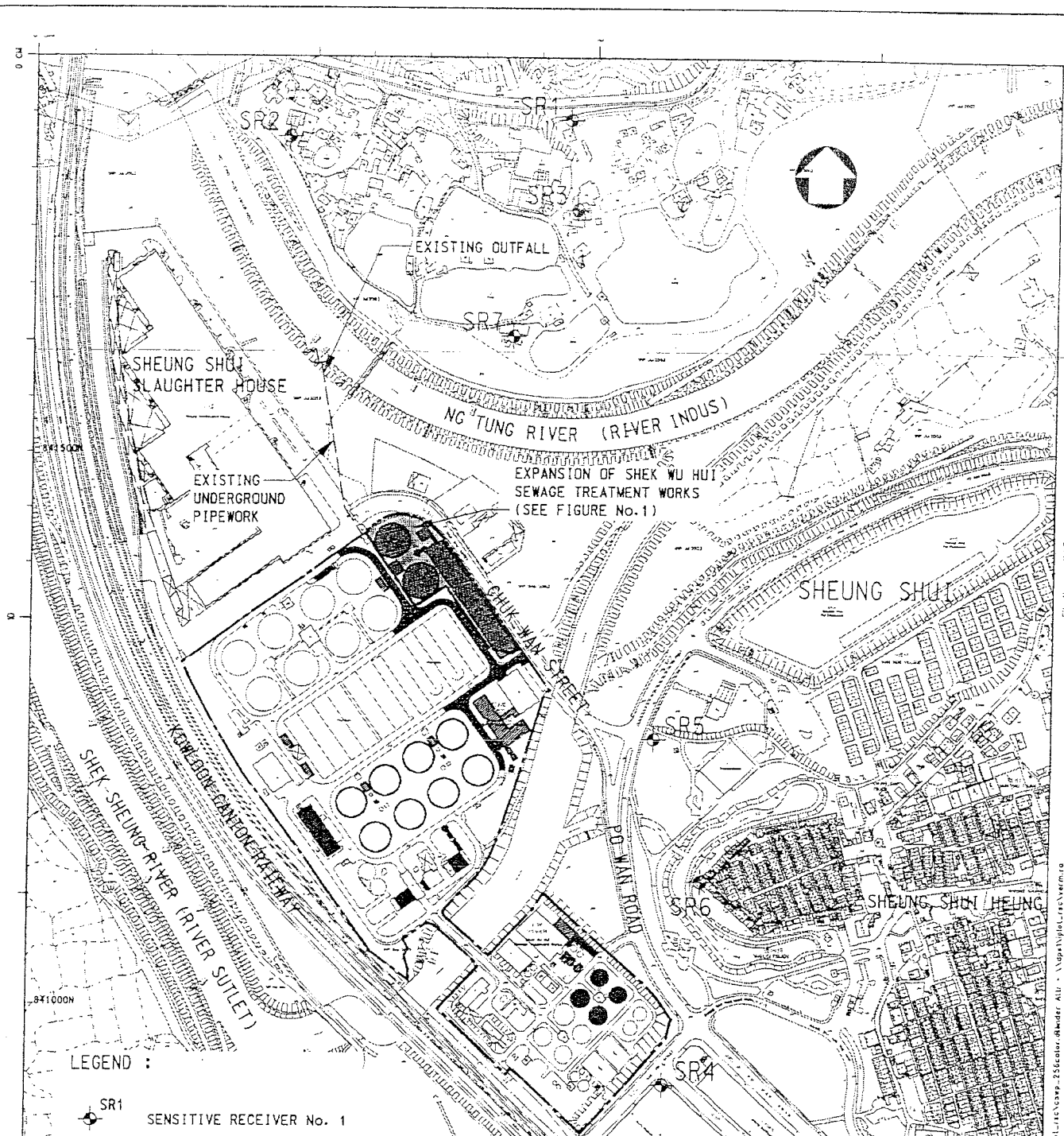
Figure 1- Expansion of Shek Wu Hui Sewage Treatment Works – General Layout of Shek Wu Hui Sewage Treatment Works Upon Project Completion

圖一 - 石湖墟污水處理廠擴建工程 - 石湖墟污水處理廠於工程完成後的平面圖

Environmental Permit No. : EP-218/2005

環境許可證編號 : EP-218/2005





LEGEND :

SR1 SENSITIVE RECEIVER No. 1

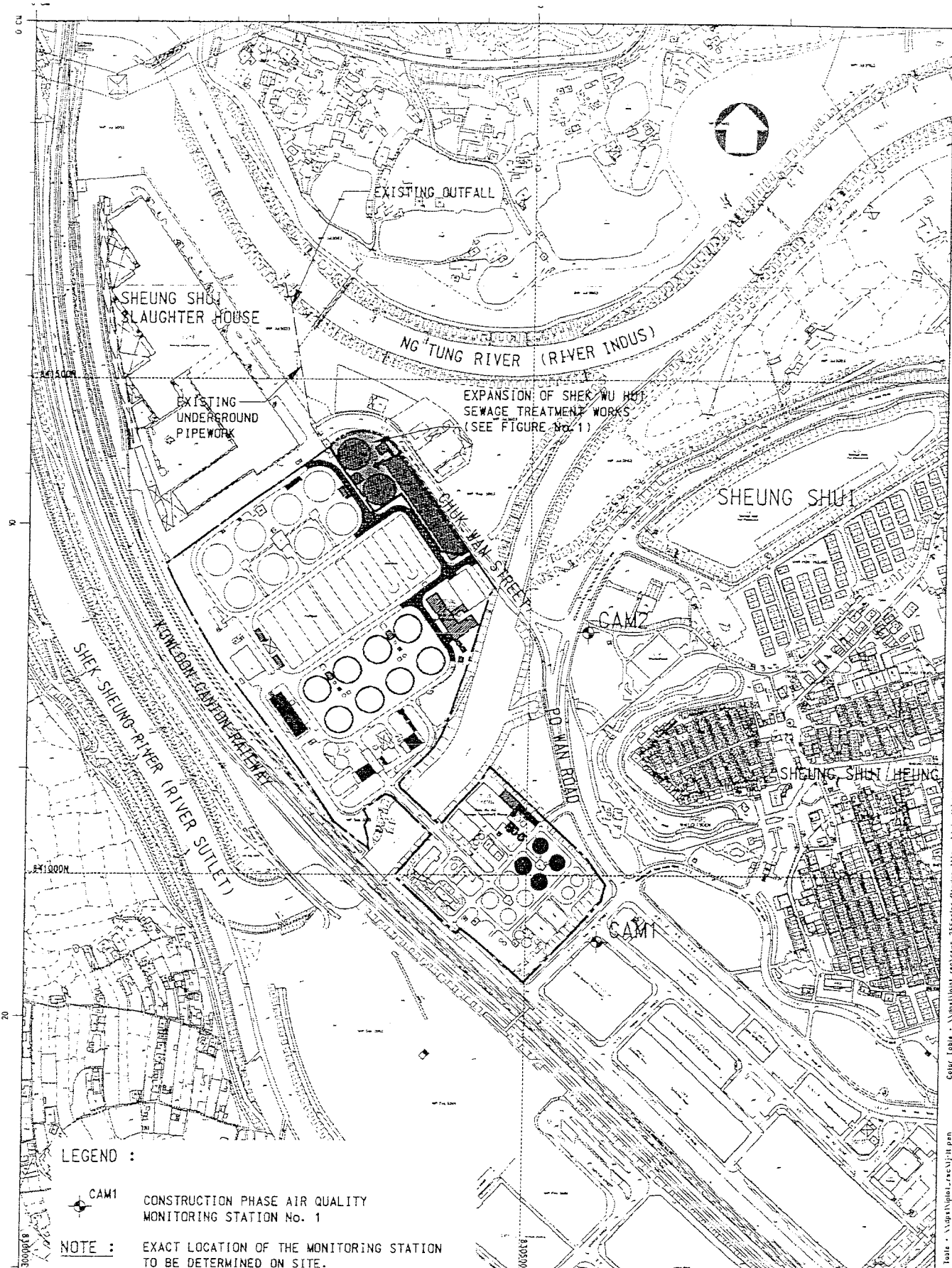
EXISTING SENSITIVE RECEIVERS	TYPE OF USE	TYPE OF SENSITIVE RECEIVERS (ASR / NSR)
SR1 ANCESTOR OF LIU TEMPLE (TAK YEUNG TONG)	WORSHIP	ASR & NSR
SR2 FU TEI AU TSUEN	RESIDENTIAL	ASR & NSR
SR3 FU TEI AU TSUEN	RESIDENTIAL	ASR & NSR
SR4 WAREHOUSE / TRADING AREA	INDUSTRIAL	ASR ONLY
SR5 SHEUNG SHUI HEUNG SITTING-OUT AREA AND BASKETBALL COURT	RECREATIONAL OPEN SPACE	ASR ONLY
SR6 WAI LOI TSUEN	RESIDENTIAL	ASR & NSR
SR7 TEMPORARY DOMESTIC STRUCTURE	RESIDENTIAL	ASR & NSR

NOTE : THERE ARE NO PLANNED SENSITIVE RECEIVERS IN THE VICINITY OF SHEK WU HUI SEWAGE TREATMENT WORKS.


Figure Title
 EXPANSION OF SHEK WU HUI SEWAGE TREATMENT WORKS
 LOCATION PLAN OF SENSITIVE RECEIVERS

Figure No. 2
 Scale 1:5 000
 COPYRIGHT RESERVED
 Office SEWERAGE PROJECTS DIVISION
 DRAINAGE SERVICES DEPARTMENT
 GOVERNMENT OF THE HONG KONG SPECIAL ADMINISTRATIVE REGION


44 1074210
 File Name : P:\Team_43229432_1\p\AT\DCR\172943_1\figr2_1p.dwg
 Color Table : \MapInfo\lic\caspr-25\color.dender.all
 Pen Table : \MapInfo\lic\caspr-25\pen.tbl
 3005000



LEGEND :

 **CAM1** CONSTRUCTION PHASE AIR QUALITY MONITORING STATION No. 1

NOTE : EXACT LOCATION OF THE MONITORING STATION TO BE DETERMINED ON SITE.

<p>Figure Title</p> <p>EXPANSION OF SHEK WU HUI SEWAGE TREATMENT WORKS</p> <p>LOCATION PLAN OF PROPOSED AIR QUALITY MONITORING STATION FOR CONSTRUCTION PHASE</p>	<p>Figure No.</p> <p style="text-align: center;">2.1</p> <p style="text-align: center;">COPYRIGHT RESERVED</p> <p>Office</p> <p style="text-align: center;">SEWERAGE PROJECTS DIVISION</p>	<p>Scale</p> <p style="text-align: center;">1:5 000</p>
<p style="text-align: center;"> DRAINAGE SERVICES DEPARTMENT GOVERNMENT OF THE HONG KONG SPECIAL ADMINISTRATIVE REGION</p>		

File Name : F:\Team - FIVEAM - 4\22843_figures\FIGURE\22843_1_fig2.1.dwg At 9:00 AM 28/7/10
 Color Table : \MapInfo\MapInfo\Color - 258color.dwg At 9:00 AM 28/7/10
 Plotter : \MapInfo\MapInfo\Plot - 258color.dwg At 9:00 AM 28/7/10
 Plotter : \MapInfo\MapInfo\Plot - 258color.dwg At 9:00 AM 28/7/10

olfactory senses to detect any odour.

2.6.9 The observer should bring along a log book to record the findings. The log book should be kept in the plant office where it can be inspected when necessary. The findings should include the following:

- the prevailing weather condition;
- the wind direction;
- location where odour is spotted;
- possible source of odour;
- perceived intensity of the odour; and
- duration of odour.

2.6.10 The perceived intensity is to be divided into 5 levels which are ranked in the descending order as follows:

- Extreme
- Strong
- Moderate
- Slight
- Not detectable

2.7 Compliance Assessment

→ 2.7.1 Action and Limit (A/L) levels that provide an appropriate framework for the interpretation of monitoring results have to be agreed between ET, IEC, EPD and the Engineer before commencement of the air quality monitoring. The air quality monitoring data shall be checked against the agreed A/L levels. Recommended A/L levels are listed in Table 2.5.

Table 2.5 Proposed Action and Limit Levels for Impact Monitoring

Parameter	Action Level ⁽¹⁾	Limit Level
TSP (24 hour average)	<ul style="list-style-type: none"> • $BL \leq 200 \text{ g m}^{-3}$, $AL = (BL * 1.3 + LL)/2$ • $BL > 200 \text{ g m}^{-3}$, $AL = LL$ 	260 g m^{-3}
TSP (1 hour average)	<ul style="list-style-type: none"> • $BL \leq 384 \text{ g m}^{-3}$, $AL = (BL * 1.3 + LL)/2$ • $BL > 384 \text{ g m}^{-3}$, $AL = LL$ 	500 g m^{-3}
H ₂ S (at ASRs only)	<ul style="list-style-type: none"> • $BL \leq 1.92 \text{ ppb}$, $AL = (BL * 1.3 + LL)/2$ • $BL > 1.92 \text{ ppb}$, $AL = LL$ 	2.5 ppb
Incidence of odour complaints	Any incidence of odour complaint received through the Odour Complaint Register	Two or more complaints through the Odour Complaint Register within three months

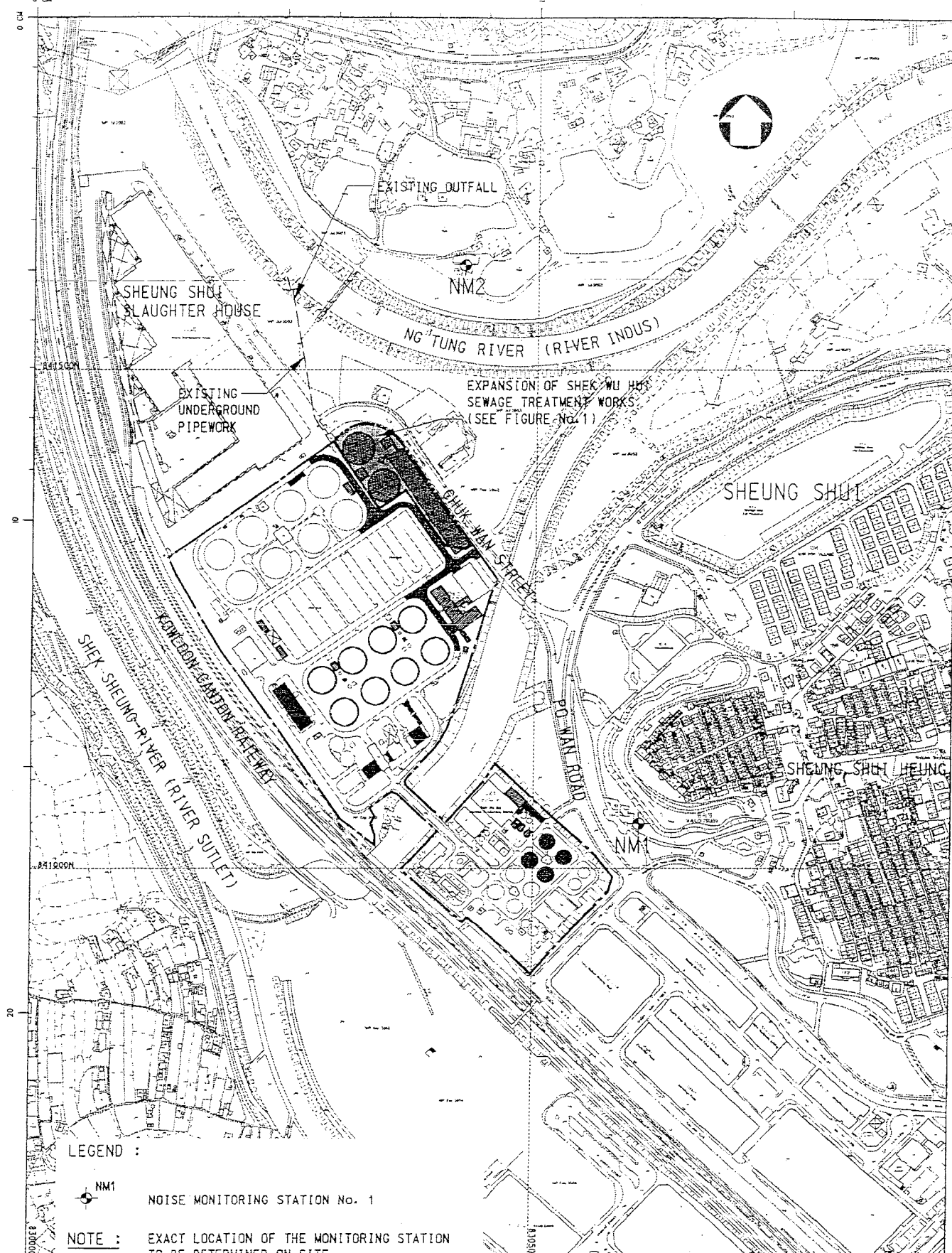
(1) BL = Baseline level, AL = Action level, LL = Limit level.

Event and Action Plan (EAP) for Air Quality


2.7.2 The EAP is based on the prescription of procedures and actions associated with the measurement of certain defined levels of air pollution recorded by the environmental monitoring process and the agreed A/L levels. In case TSP A/L level exceedances occur, the ET, the IEC, the Engineer and the Contractor shall observe the relevant actions of the respective EAP listed in Tables 2.6 whereas relevant sections in DSD shall be responsible for the implementation of the EAP as listed in Table 2.7 in the event of odour exceedance/complaint for construction and operational phase respectively.

Table 2.6 Event/Action Plan for Air Quality Monitoring (Construction Phase)


EVENT	ACTION			
	ET	IEC	ER	CONTRACTOR
ACTION LEVEL				
1. Exceedance for one sample	<ol style="list-style-type: none"> Identify source, investigate the causes of exceedance and propose remedial measures; Inform IEC and ER; Repeat measurement to confirm finding. 	<ol style="list-style-type: none"> Check monitoring data submitted by ET; Check Contractor's working method. 	<ol style="list-style-type: none"> Notify Contractor. 	<ol style="list-style-type: none"> Rectify any unacceptable practice; Amend working methods if appropriate.
2. Exceedance for two or more consecutive samples	<ol style="list-style-type: none"> Identify source, investigate the causes of exceedance and propose remedial measures; Inform IEC and ER; Advise the ER on the effectiveness of the proposed remedial measures; Repeat measurements to confirm findings; Increase monitoring frequency to daily; Discuss with IEC and Contractor on remedial actions required; If exceedance continues, arrange meeting with IEC and ER; If exceedance stops, cease additional monitoring. 	<ol style="list-style-type: none"> Check monitoring data submitted by ET; Check Contractor's working method; Discuss with ET and Contractor on possible remedial measures; Advise the ET on the effectiveness of the proposed remedial measures; Supervise implementation of remedial measures. 	<ol style="list-style-type: none"> Confirm receipt of notification of exceedance in writing; Notify Contractor; Ensure remedial measures properly implemented. 	<ol style="list-style-type: none"> Submit proposals for remedial actions to IEC within three working days of notification; Implement the agreed proposals; Amend proposal if appropriate.
LIMIT LEVEL				
1. Exceedance for one sample	<ol style="list-style-type: none"> Identify source, investigate the causes of exceedance and propose remedial measures; Inform Contractor, IEC, ER, and EPD; Repeat measurement to confirm finding; Increase monitoring frequency to daily; Assess effectiveness of Contractor's remedial actions and keep IEC, EPD and ER informed of the results; If exceedance stops, cease additional monitoring. 	<ol style="list-style-type: none"> Check monitoring data submitted by ET; Check Contractor's working method; Discuss with ET and Contractor on possible remedial measures; Advise the ER on the effectiveness of the proposed remedial measures; Supervise implementation of remedial measures. 	<ol style="list-style-type: none"> Confirm receipt of notification of exceedance in writing; Notify Contractor; Ensure remedial measures properly implemented. 	<ol style="list-style-type: none"> Take immediate action to avoid further exceedance; Submit proposals for remedial actions to IEC within three working days of notification; Implement the agreed proposals; Amend proposal if appropriate.
2. Exceedance for two or more consecutive samples	<ol style="list-style-type: none"> Notify IEC, ER, Contractor and EPD; Identify source, investigate the causes of exceedance and propose remedial measures; Repeat measurement to confirm findings; Increase monitoring frequency to daily; Carry out analysis of Contractor's working procedures to determine possible mitigation to be implemented; Arrange meeting with IEC and ER to discuss the remedial actions to be taken; Assess effectiveness of Contractor's remedial actions and keep IEC, EPD and ER informed of the results; If exceedance stops, cease additional monitoring. 	<ol style="list-style-type: none"> Discuss amongst ER, ET, and Contractor on the potential remedial actions; Review Contractor's remedial actions whenever necessary to assure their effectiveness and advise the ER accordingly; Supervise the implementation of remedial measures. 	<ol style="list-style-type: none"> Confirm receipt of notification of exceedance in writing; Notify Contractor; In consolidation with the IEC, agree with the Contractor on the remedial measures to be implemented; Ensure remedial measures properly implemented; If exceedance continues, consider what portion of the work is responsible and instruct the Contractor to stop that portion of work until the exceedance is abated. 	<ol style="list-style-type: none"> Take immediate action to avoid further exceedance; Submit proposals for remedial actions to IEC within three working days of notification; Implement the agreed proposals; Resubmit proposals if problem still not under control; Stop the relevant portion of works as determined by the ER until the exceedance is abated.



LEGEND :

NM1  NOISE MONITORING STATION No. 1

NOTE : EXACT LOCATION OF THE MONITORING STATION TO BE DETERMINED ON SITE.

Figure Title	Figure No.	Scale
EXPANSION OF SHEK WU HUI SEWAGE TREATMENT WORKS	5.1	1:5 000
COPYRIGHT RESERVED		
LOCATION PLAN OF PROPOSED NOISE MONITORING STATION (CONSTRUCTION PHASE ONLY)	Office SEWERAGE PROJECTS DIVISION	
 DRAINAGE SERVICES DEPARTMENT GOVERNMENT OF THE HONG KONG SPECIAL ADMINISTRATIVE REGION		

File Name : F:\Team - 1\1\Team - 4\223043-figures\Fig05_V223043-Fig05-Lwp-A4.dgn
 Color Table : \\\gdsp\plm1-rec\exp-25\color\dwg\attr - \gdsp\plm1-rec\verm.ca
 Pen Table : \\\gdsp\plm1-rec\exp-25\color\dwg\attr - \gdsp\plm1-rec\verm.ca
 Plotter : \\\gdsp\plm1-rec\exp-25\color\dwg\attr - \gdsp\plm1-rec\verm.ca
 AT 2374210

5.6 Impact Monitoring for Construction Noise

5.6.1 Noise monitoring shall be carried out at all designated monitoring stations. The monitoring frequency shall depend on the scale of the construction activities. The following is an initial guide on the regular monitoring frequency for each station on a weekly basis when noise generating activities are underway:

- one set of measurements between 0700 and 1900 hours on normal weekdays.

5.6.2 If construction works are extended to include works during the hours of 1900 - 0700. Applicable permits under NCO shall be obtained by the Contractor.

5.6.3 In case of non-compliance with the construction noise criteria, more frequent monitoring, as specified in the Action Plan in **Table 5.3**, shall be carried out. This additional monitoring shall be continued until the recorded noise levels are rectified or proved to be irrelevant to the construction activities.

5.6.4 Before commencement of impact monitoring, the ET Leader shall inform IEC of the impact monitoring programme such that the IEC can conduct an on-site audit to ensure the accuracy of the monitoring results.

→ 5.7 Event and Action Plan (EAP) for Construction Noise

5.7.1 The Action and Limit levels for construction noise are defined in **Table 5.2**. Shall non-compliance of the criteria occur, action in accordance with the Action Plan in **Table 5.3** shall be implemented.

Table 5.2 Action and Limit Levels for Construction Noise

Time Period	Action Level	Limit Level
0700 – 1900 hours on normal weekdays	When one documented complaint is received	75 dB(A)

Table 5.3 Event/Action Plan for Construction Noise

EVENT	ACTION			
	ET	IEC	ER	CONTRACTOR
Action Level	<ol style="list-style-type: none"> 1. Notify IEC and ER; 2. Carry out investigation; 3. Report the results of investigation to the IEC, ER and Contractor; 4. Discuss with the Contractor and formulate remedial measures; 5. Increase monitoring frequency to check mitigation effectiveness. 	<ol style="list-style-type: none"> 1. Review the analysed results submitted by the ET; 2. Review the proposed remedial measures by the Contractor and advise the ER accordingly; 3. Supervise the implementation of remedial measures. 	<ol style="list-style-type: none"> 1. Confirm receipt of notification of failure in writing; 2. Notify Contractor; 3. Require Contractor to propose remedial measures for the analysed noise problem; 4. Ensure remedial measures are properly implemented. 	<ol style="list-style-type: none"> 1. Submit noise mitigation proposals to IEC; 2. Implement noise mitigation proposals.
Limit Level	<ol style="list-style-type: none"> 1. Identify source; 2. Inform IEC, ER, EPD and Contractor; 3. Repeat measurements to confirm findings; 4. Increase monitoring frequency to check mitigation effectiveness; 5. Carry out analysis of Contractor's working procedures to determine possible mitigation to be implemented; 6. Inform IEC, ER and EPD the causes and actions taken for the exceedances; 7. Assess effectiveness of Contractor's remedial actions and keep IEC, EPD and ER informed of the results; 8. If exceedance stops, cease additional monitoring. 	<ol style="list-style-type: none"> 1. Discuss amongst ER, ET, and Contractor on the potential remedial actions; 2. Review Contractor's remedial actions whenever necessary to assure their effectiveness and advise the ER accordingly; 3. Supervise the implementation of remedial measures. 	<ol style="list-style-type: none"> 1. Confirm receipt of notification of failure in writing; 2. Notify Contractor; 3. Require Contractor to propose remedial measures for the analysed noise problem; 4. Ensure remedial measures properly implemented; 5. If exceedance continues, consider what portion of the work is responsible and instruct the Contractor to stop that portion of work until the exceedance is abated. 	<ol style="list-style-type: none"> 1. Take immediate action to avoid further exceedance; 2. Submit proposals for remedial actions to IEC within 3 working days of notification; 3. Implement the agreed proposals; 4. Resubmit proposals if problem still not under control; 5. Stop the relevant portion of works as determined by the ER until the exceedance is abated.

Appendix 3

Construction Programme

Appendix 4

**Environmental Requirements
and
Implementation Status**

APPENDIX B IMPLEMENTATION SCHEDULE OF MITIGATION MEASURES**Implementation Schedule for Air Quality Control**

PP Ref#	Environmental Protection Measures	Location / Timing	Implementation Agent	Implementation Stages *			Relevant Legislation & Guidelines
				D	C	O	
Annex 1 S1.7.1	Dust mitigation measures stipulated in the <i>Air Pollution Control (Construction Dust) Regulation</i> shall be incorporated to control dust emission from the Site. Notice shall be given to the authority prior to commencement of works.	Work sites / during construction period	Contractor		√		Air Pollution Control (Construction Dust) Regulation
Annex 1 S1.7.6 – S1.7.9	Exposed area of inlet screw pumping station excluding its inlet chamber; and sludge holding tanks should be covered, with the foul air drawn through deodourizers and discharged after treatment. Exposed area of grit channels, flume channels and effluent launder channels of primary sedimentation tanks should be covered.	SWHSTW / during design and operation stage	DSD	√		√	

The section number in the Project Profile for Expansion of Shek Wu Hui Sewage Treatment Works (Application No. DIR-121/2005)

* D = Design, C = Construction and O = Operation

Implementation Schedule for Water Quality Control

PP Ref#	Environmental Protection Measures	Location / Timing	Implementation Agent	Implementation Stages *			Relevant Legislation & Guidelines
				D	C	O	
Annex 2 S2.4.4	The practices outlined in Practice Note for Professional Persons on Construction Site Drainage, Professional Persons Environmental Protection Department, 1994 (ProPECC PN 1/94) including the use of sediment traps, wheel washing facilities for vehicles leaving the site, adequate maintenance of drainage systems to prevent flooding and overflow, sewage collection and treatment, and comprehensive waste management (collection, handling, transportation, disposal) procedures should be adopted to minimize the potential water quality impact from construction site runoff and various construction activities.	Work site / During the construction period	Contractor		√		ProPECC PN 1/94; WPCO, Waste Disposal Ordinance

PP Ref [#]	Environmental Protection Measures	Location / Timing	Implementation Agent	Implementation Stages *			Relevant Legislation & Guidelines
				D	C	O	
Annex 2 S2.4.4	<p><i>Construction Runoff and Drainage</i></p> <ul style="list-style-type: none"> At the start of site establishment, perimeter cut-off drains to direct off-site water around the site should be constructed and internal drainage works and erosion and sedimentation control facilities implemented. Channels, earth bunds or sand bag barriers should be provided on site to direct stormwater to silt removal facilities. The design of the temporary on-site drainage system will be undertaken by the contractor prior to the commencement of construction. The design of efficient silt removal facilities should be based on the guidelines in Appendix A1 of ProPECC PN 1/94, which states that the retention time for silt/sand traps should be 5 minutes under maximum flow conditions. Sizes may vary depending upon the flow rate, but for a flow rate of $0.1\text{m}^3\text{s}^{-1}$ a sedimentation basin of 30m^3 would be required and for a flow rate of $0.5\text{m}^3\text{s}^{-1}$ the basin would be 150m^3. The detailed design of the sand/silt traps will be undertaken by the contractor prior to the commencement of construction. Ideally, construction works should be programmed to minimize surface excavation works during the rainy season (April to September). All exposed earth areas should be compacted and vegetated as soon as possible after earthworks have been completed, or alternatively, within 14 days of cessation of earthworks where practicable. If excavation of soil cannot be avoided during the rainy season, or at any time of year when rainstorms are likely, exposed slope surfaces should be covered by tarpaulin or other means. The overall slope of the site should be kept to a minimum to reduce the erosive potential of surface water flows, and all trafficked areas and access roads protected by coarse stone ballast. An additional advantage accruing from the use of crushed stone is the positive traction gained during prolonged periods of inclement weather and the reduction of surface sheet flows. 	Work site / During the construction period	Contractor		√		ProPECC PN 1/94; WPCO, Waste Disposal Ordinance

PP Ref [#]	Environmental Protection Measures	Location / Timing	Implementation Agent	Implementation Stages *			Relevant Legislation & Guidelines
				D	C	O	
Annex 2 S2.4.4	<p><i>Construction Runoff and Drainage (Cont'd)</i></p> <ul style="list-style-type: none"> All drainage facilities and erosion and sediment control structures should be regularly inspected and maintained to ensure proper and efficient operation at all times and particularly following rainstorms. Deposited silt and grit should be removed regularly and disposed of by spreading evenly over stable, vegetated areas. Measures should be taken to minimize the ingress of site drainage into excavations. If the excavation of trenches in wet periods is necessary, they should be dug and backfilled in short sections wherever practicable. Water pumped out from trenches or foundation excavations should be discharged into storm drains via silt removal facilities. Open stockpiles of construction materials (for example, aggregates, sand and fill material) of more than 50m³ should be covered with tarpaulin or similar fabric during rainstorms. Measures should be taken to prevent the washing away of construction materials, soil, silt or debris into any drainage system. Manholes (including newly constructed ones) should always be adequately covered and temporarily sealed so as to prevent silt, construction materials or debris being washed into the drainage system and storm runoff being directed into foul sewers. Precautions to be taken at any time of year when rainstorms are likely, actions to be taken when a rainstorm is imminent or forecasted, and actions to be taken during or after rainstorms are summarized in Appendix A2 of ProPECC PN 1/94. Particular attention should be paid to the control of silty surface runoff during storms events, especially for areas located near steep slopes. 	Work site / During the construction period	Contractor		√		ProPECC PN 1/94; WPCO, Waste Disposal Ordinance

PP Ref [#]	Environmental Protection Measures	Location / Timing	Implementation Agent	Implementation Stages *			Relevant Legislation & Guidelines
				D	C	O	
Annex 2 S2.4.4	<p><i>Construction Runoff and Drainage (Cont'd)</i></p> <ul style="list-style-type: none"> All vehicles and plant should be cleaned before leaving a construction site to ensure no earth, mud, debris and the like is deposited by them on roads. An adequately designed and sited wheel washing bay should be provided at every site exits and wash-water should have sand and silt settled out and removed at least on a weekly basis to ensure the continued efficiency of the process. The section of access road leading to, and exiting from, the wheel-wash bay to the public road should be paved with sufficient backfill toward the wheel-wash bay to prevent vehicle tracking of soil and silty water to public roads and drains. On-site drainage system should be equipped with oil interceptors to separate oil/fuel from contaminated storm water. 	Work site / During the construction period	Contractor		√		ProPECC PN 1/94; WPCO, Waste Disposal Ordinance
Annex 2 S2.4.4	<p><i>General Construction Activities</i></p> <ul style="list-style-type: none"> Construction solid waste, debris and rubbish on site should be collected, handled and disposed of properly to avoid water quality impacts. All fuel tanks and storage areas should be provided with locks and sited on sealed areas, within bunds of a capacity equal to 110% of the storage capacity of the largest tank to prevent spilled fuel oils from reaching water sensitive receivers nearby. 	Work site / During the construction period	Contractor		√		ProPECC PN 1/94; WPCO, Waste Disposal Ordinance
Annex 2 S2.4.4	<p><i>Sewage from Construction Workforce</i></p> <ul style="list-style-type: none"> Sewage from construction workforce should be handled by portable chemical toilets or sewage holding tanks with the sewage regularly collected by a reputable sewage collector for disposal at, for example, SWHSTW. Sewage from on-site toilets should be diverted to and stored within sewage holding tanks for later disposal. 	Work site / During the construction period	Contractor		√		ProPECC PN 1/94; WPCO, Waste Disposal Ordinance
Annex 2 S2.5.3 – S2.5.11	The implementation programme of the village sewerage should be monitored to achieve the target sewerage connection to communal sewers.	SWHSTW/ During the operation period	DSD			√	ProPECC PN 1/94; WPCO, Waste Disposal Ordinance

PP Ref [#]	Environmental Protection Measures	Location / Timing	Implementation Agent	Implementation Stages *			Relevant Legislation & Guidelines
				D	C	O	
Annex 2 S2.5.12	Standby equipment will provide further safeguard on proper functioning of all key treatment facilities e.g. standby air blowers to ensure adequate air supply for the biological treatment process and standby pumps to prevent any overflow of sewage due to mechanical failure of pumps. In the remote case that untreated effluent is discharged, an emergency contingency plan has been formulated to minimize the impact of emergency discharges and facilitate subsequent management of emergency. If there is a power failure, the plant manager will start up the emergency generator to provide electricity supplies for the pumps and regularly monitor the quality of effluent discharge.	SWHSTW/ During the design and operation period	DSD	√		√	ProPECC PN 1/94; WPCO, Waste Disposal Ordinance
Annex 2 S2.7.2	Routine monitoring of the effluent quality from the SWHSTW should be conducted in order to satisfy the conditions of the <i>WPCO</i> discharge licence.	SWHSTW/ During the operation period	DSD			√	ProPECC PN 1/94; WPCO, Waste Disposal Ordinance

The section number in the Project Profile for Expansion of Shek Wu Hui Sewage Treatment Works (Application No. DIR-121/2005)

* D = Design, C = Construction and O = Operation

Implementation Schedule for Waste Management

PP Ref#	Environmental Protection Measures	Location / Timing	Implementation Agent	Implementation Stages *			Relevant Legislation & Guidelines
				D	C	O	
Annex 3 S3.5.1	<p><i>Waste Reduction Measures at Planning and Design Stage</i></p> <ul style="list-style-type: none"> The levels of structures should be designed such that excavation could be minimized as far as practicable. Excavated materials generated from construction works to be re-used on-site as far as practicable to reduce off-site disposal. Control measures recommended under the prevailing ETWB circulars should be strictly followed to ensure proper management of the C&D materials with an aim to minimize the generation of C&D material and maximize the use of inert C&D material. 	Work site / During the planning and design stage	DSD	√			ProPECC PN 1/94; WPCO, Waste Disposal Ordinance

PP Ref [#]	Environmental Protection Measures	Location / Timing	Implementation Agent	Implementation Stages *			Relevant Legislation & Guidelines
				D	C	O	
Annex 3 S3.5.1	<p><i>Waste Reduction Measures at Construction Stage</i></p> <ul style="list-style-type: none"> Measures recommended in the ETWB TCW No. 15/2003 should be followed to require the contractor to prepare and implement an enhanced Waste Management Plan (WMP) to encourage on-site sorting of C&D materials and to minimize their generation during the course of construction. For the demolition works, the contractor shall submit a method statement for the works as part of the WMP. The Contractor shall include in the method statement the sequence of demolition and the work programme to facilitate effective recovery of reusable and/or recyclable portions of the C&D materials at the earliest stage, so as to minimise the need for subsequent sorting. Segregation and storage of different types of waste in different containers, skips or stockpiles to enhance reuse or recycling of materials and their proper disposal. Separate labelled bins shall be provided to segregate aluminium cans from other general refuse generated by the work force, and to encourage collection of by individual collectors. Any unused chemicals or those with remaining functional capacity shall be recycled. Maximising the use of reusable steel formwork to reduce the amount of C&D material. Prior to disposal of C&D waste, it is recommended that wood, steel and other metals shall be separated for re-use and / or recycling to minimise the quantity of waste to be disposed of to landfill. Proper storage and site practices to minimise the potential for damage or contamination of construction materials. Plan and stock construction materials carefully to minimise amount of waste generated and avoid unnecessary generation of waste. Minimize over ordering of concrete, mortars and cement grout by doing careful check before ordering. 	Work site / During the construction period	Contractor		√		ProPECC PN 1/94; WPCO, Waste Disposal Ordinance

PP Ref [#]	Environmental Protection Measures	Location / Timing	Implementation Agent	Implementation Stages *			Relevant Legislation & Guidelines
				D	C	O	
Annex 3 S3.5.2 – S3.5.5	<p><i>Good Site Practices</i></p> <ul style="list-style-type: none"> • nomination of approved personnel, such as a site manager, to be responsible for good site practices, and making arrangements for collection of all wastes generated at the site and effective disposal to an appropriate facility. • training of site personnel in proper waste management and chemical waste handling procedures; • Provision of sufficient waste disposal points and regular collection for disposal; • appropriate measures to minimise windblown litter and dust during transportation of waste by either covering trucks or by transporting wastes in enclosed containers; • regular cleaning and maintenance programme for drainage systems, sumps and oil interceptors; • a Waste Management Plan should be prepared and should be submitted to the Engineer for approval; and • a recording system for the amount of wastes generated, recycled and disposed (including the disposal sites) should be proposed. • In order to monitor the disposal of C&D material at landfills and public filling facilities, as appropriate, and to control fly tipping, a trip-ticket system should be included as one of the contractual requirements to be implemented by an Environmental Team undertaking the Environmental Monitoring and Audit work. The measures recommended in ETWB TCW No. 31/2004 should be followed. 	Work site / During the construction period	Contractor		√		ProPECC PN 1/94; WPCO, Waste Disposal Ordinance

PP Ref [#]	Environmental Protection Measures	Location / Timing	Implementation Agent	Implementation Stages *			Relevant Legislation & Guidelines
				D	C	O	
Annex 3 S 3.5.6	<p><i>General Refuse</i></p> <ul style="list-style-type: none"> General refuse should be stored in enclosed bins or compaction units separate from C&D material. A reputable waste collector should be employed by the contractor to remove general refuse from the site, separately from C&D material. An enclosed and covered area is preferred to reduce the occurrence of 'wind blown' light material; 	Work sites / During the construction period	Contractor		√		EIAO-TM and Noise Control Ordinance
Annex 3 S 3.5.7	<p><i>Construction and Demolition Material</i></p> <ul style="list-style-type: none"> The C&D material generated from the site formation and demolition works should be sorted on-site into inert C&D material (that is, public fill) and C&D waste. In order to minimise the impact resulting from collection and transportation of C&D material for off-site disposal, the excavated material comprising fill material should be reused on-site as backfilling material as far as practicable. C&D waste, such as wood, plastic, steel and other metals should be reused or recycled and, as a last resort, disposed of to landfill. A suitable area should be designated within the site for temporary stockpiling of C&D material and to facilitate the sorting process. 	Work sites / During the construction period	Contractor		√		EIAO-TM and Noise Control Ordinance

PP Ref [#]	Environmental Protection Measures	Location / Timing	Implementation Agent	Implementation Stages *			Relevant Legislation & Guidelines
				D	C	O	
Annex 3 S 3.5.8	<p><i>Chemical Wastes</i></p> <ul style="list-style-type: none"> When chemical wastes are produced at the construction site, the Contractor would be required to register with the EPD as a Chemical Waste Producer and to follow the requirements stated in the Code of Practice on the Packaging, Labelling and Storage of Chemical Wastes. Good quality containers compatible with the chemical wastes should be used. Appropriate labels should be securely attached on each chemical waste container indicating the chemical characteristics of the chemical waste, such as explosives, flammable, oxidizing, irritant, toxic, harmful, corrosive, etc. The Contractor shall use a licensed waste collector to transport and dispose of the chemical wastes in accordance with the Waste Disposal (Chemical Waste) (General) Regulation. 	Work sites / During the construction period	Contractor		√		EIAO-TM and Noise Control Ordinance

The section number in the Project Profile for Expansion of Shek Wu Hui Sewage Treatment Works (Application No. DIR-121/2005)

* D = Design, C = Construction and O = Operation

Implementation Schedule for Noise Control

PP Ref [#]	Environmental Protection Measures	Location / Timing	Implementation Agent	Implementation Stages *			Relevant Legislation & Guidelines
				D	C	O	
Annex 4 S4.7.1	Use of quiet PME	Work sites / During the construction period	Contractor		√		EIAO-TM and Noise Control Ordinance
Annex 4 S4.7.3	<p><i>Good Site Practice</i></p> <ul style="list-style-type: none"> • Only well-maintained plant should be operated on-site and plant should be serviced regularly during the construction phase; • Silencers or mufflers on construction equipment should be utilised, if found necessary, to further reduce noise, and should be properly maintained during the construction phase; • Mobile plant should be sited as far away from NSRs as possible; • Machines and plant (such as trucks) that may be in intermittent use should be shut down between work periods or should be throttled down to a minimum; • Plant known to emit noise strongly in one direction, should, where possible, be orientated so that the noise is directed away from nearby NSRs; and • Material stockpiles and other structures should be effectively utilised, wherever practicable, in screening noise from on-site construction activities. 	Work sites / During the construction period	Contractor		√		EIAO-TM and Noise Control Ordinance

The section number in the Project Profile for Expansion of Shek Wu Hui Sewage Treatment Works (Application No. DIR-121/2005)

* D = Design, C = Construction and O = Operation

Appendix 5

Site layout plan

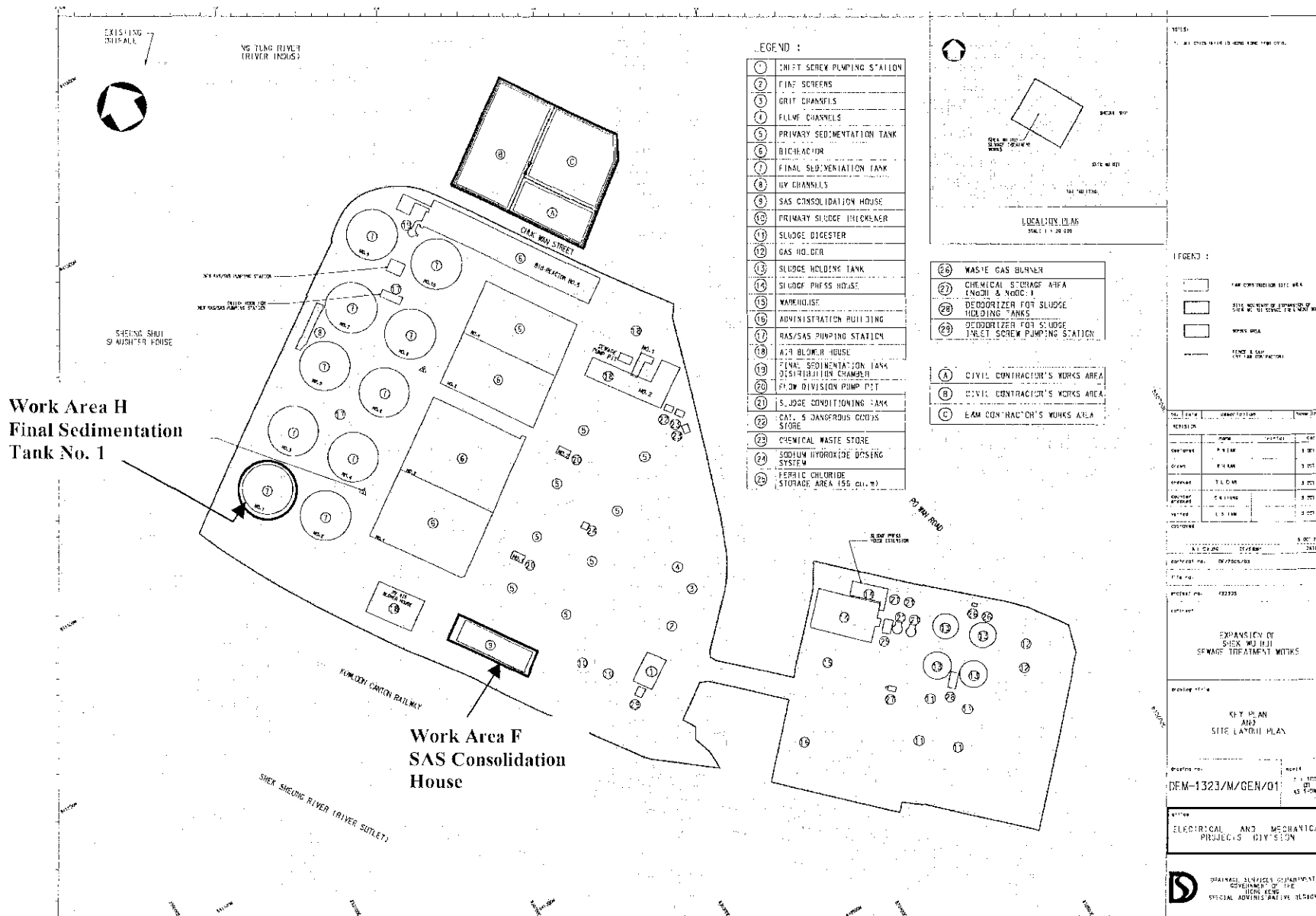
and

Site Inspection Checklists

Shek Wu Hui STW – Expansion E&M Works

EM&A Site Inspection – August 2007

Site Layout



**SHEK WU HUI SEWAGE TREATMENT WORKS – CONTRACT NO. DE/2005/03
ENVIRONMENTAL MONITORING AND AUDIT**

ENVIRONMENTAL SITE INSPECTION CHECKLIST

Inspection Date: August 3, 2007 Time: 10:30 - 11:00

Inspected By:

IEC: /

E&M Contractor Representative: S.M. Ho, Y.M. Hong

DSD Representative: M.H. Yuen

Environmental Team Inspector: Angela Lau

Weather

Condition Sunny Fine Overcast Drizzle Rain Storm Hazy

Temperature 34 °C Humidity 58 %

Wind Calm Light Breeze Strong Direction N/E

Ref. No. ⁽¹⁾	Brief Description of Mitigation	Site Location ⁽²⁾	Activity Compliance				Action Required/ Responsible Party ⁽³⁾
			Yes	No	N/A	Unk	
Air Quality - Dust							
1	Water spray	F, H			✓		
2	Cover debris				✓		
3	Wet & cover stockpile				✓		
4	Skip hoist				✓		
5	Vehicle washing				✓		
6	Clear of dusty material				✓		
7	Water spray on road				✓		
8	Cement bags				✓		
9	Dusty material				✓		
10	Cover belt conveyor	✓			✓		
Water Quality							
11	Storm drains	F, H			✓		
12	Sand/silt removal facilities				✓		
13	Exposed soil surface				✓		
14	Rainwater silt removal		✓				
15	Open stockpiles				✓		
16	Groundwater silt removal	↓			✓		

**SHEK WU HUI SEWAGE TREATMENT WORKS – CONTRACT NO. DE/2005/03
ENVIRONMENTAL MONITORING AND AUDIT**

Ref. No. ⁽¹⁾	Brief Description of Mitigation	Site Location ⁽²⁾	Activity Compliance				Action Required/ Responsible Party ⁽³⁾
			Yes	No	N/A	Unk	
17	Large object	F, H			✓		
18	Sewage discharged	↓	✓				
19	Fuel/chemical storage		✓				
20	Storage area condition		✓				
21	Clean-up actions	↓	✓				
Noise Control							
22	Comply with ordinance	F, H	✓				
23	Working equipment & sound-reducing measures	↓			✓		
24	Equipment condition		✓				
25	Well-maintained plant				✓		
26	Intermittent use of machines/plants				✓		
27	Noise in one direction				✓		
28	Silencers/mufflers				✓		
29	Away from NSRs				✓		
30	Trial for equipment/sound-reducing measures	↓			✓		
Waste Disposal							
31	Construction wastes	F, H	✓				
32	Licensed waste collector	↓			✓		
33	Removal of construction wastes		✓				
34	Waste storage areas		✓				
35	Windblown litter/dust				✓		
36	Waste disposal permits				✓		
37	Licensed waste disposal facilities		✓				
38	Careful design, planning & good site management				✓		
39	Bentonite slurries				✓		
40	Chemical wastes handling		✓				
41	Chemical waste storage		✓				
42	Condition of chemical waste storage area	↓	✓				

**SHEK WU HUI SEWAGE TREATMENT WORKS – CONTRACT NO. DE/2005/03
ENVIRONMENTAL MONITORING AND AUDIT**

Ref. No. ⁽¹⁾	Brief Description of Mitigation	Site Location ⁽²⁾	Activity Compliance				Action Required/ Responsible Party ⁽³⁾
			Yes	No	N/A	Unk	
43	Disposal of chemical wastes	F.H			✓		
44	General refuse	↓	✓				
45	Chemical waste separation	↓	✓				
46	Strictly prohibited of refuse burning	↓	✓				
47	Environmental Permit and other documents on-site	↓	✓				
48	Environmental Permit and license displayed	↓	✓				
49	Waste records	↓	✓				

Summary / Remarks⁽⁴⁾

- No major site activities were observed. Final effluent was being pumped out from Final Sedimentation Tank No. 1 for E&M equipment installation.

- No particular observation during the site inspection.

(Note: Refer to attached site layout)

Signatures

IEC

DSD Representative

Name: _____

Name: K. CHAN, SMI/B&MP

E&M Contractor Representative

Environmental Team Leader

Name: MU WAI SING

Name: Stanley Lam

- (1) Refer to Site Inspection Checklist Attachment for complete description (Summarized EM&A Manual) of referenced mitigation measure or requirement.
- (2) Indicate exact locations as indicated (by code) on the attached site layout.
- (3) Note actions/plans and responsible party regarding any non-compliance in this column.
- (4) To be filled out by the environmental team.

**SHEK WU HUI SEWAGE TREATMENT WORKS – CONTRACT NO. DE/2005/03
ENVIRONMENTAL MONITORING AND AUDIT**

ENVIRONMENTAL SITE INSPECTION CHECKLIST

Inspection Date: August 6, 2007 Time: 14:30 – 15:30

Inspected By:

IEC: [Signature]

E&M Contractor Representative: Kenny Chan, S.-M. Ho, Y. M. Hong, W. S. Liu

DSD Representative: K. K. Cheung, K. W. Yuen, S. W. Fung

Environmental Team Inspector: Angela Lau

Weather

Condition Sunny Fine Overcast Drizzle Rain Storm Hazy

Temperature °C Humidity %

Wind Calm Light Breeze Strong Direction

Ref. No. ⁽¹⁾	Brief Description of Mitigation	Site Location ⁽²⁾	Activity Compliance				Action Required/ Responsible Party ⁽³⁾
			Yes	No	N/A	Unk	
Air Quality - Dust							
1	Water spray	F, H	✓				
2	Cover debris	↓			✓		
3	Wet & cover stockpile				✓		
4	Skip hoist				✓		
5	Vehicle washing				✓		
6	Clear of dusty material				✓		
7	Water spray on road				✓		
8	Cement bags				✓		
9	Dusty material				✓		
10	Cover belt conveyor	↓			✓		
Water Quality							
11	Storm drains	F, H			✓		
12	Sand/silt removal facilities	↓			✓		
13	Exposed soil surface				✓		
14	Rainwater silt removal		✓				
15	Open stockpiles				✓		
16	Groundwater silt removal	↓			✓		

**SHEK WU HUI SEWAGE TREATMENT WORKS – CONTRACT NO. DE/2005/03
ENVIRONMENTAL MONITORING AND AUDIT**

Ref. No. ⁽¹⁾	Brief Description of Mitigation	Site Location ⁽²⁾	Activity Compliance				Action Required/ Responsible Party ⁽³⁾
			Yes	No	N/A	Unk	
17	Large object	F, H			✓		
18	Sewage discharged	↓	✓				
19	Fuel/chemical storage	↓	✓				
20	Storage area condition	↓	✓				
21	Clean-up actions	↓	✓				
Noise Control							
22	Comply with ordinance	F, H	✓				
23	Working equipment & sound-reducing measures	↓			✓		
24	Equipment condition	↓	✓				
25	Well-maintained plant	↓			✓		
26	Intermittent use of machines/plants	↓			✓		
27	Noise in one direction	↓			✓		
28	Silencers/mufflers	↓			✓		
29	Away from NSRs	↓			✓		
30	Trial for equipment/sound-reducing measures	↓			✓		
Waste Disposal							
31	Construction wastes	F, H	✓				
32	Licensed waste collector	↓			✓		
33	Removal of construction wastes	↓	✓				
34	Waste storage areas	↓	✓				
35	Windblown litter/dust	↓			✓		
36	Waste disposal permits	↓			✓		
37	Licensed waste disposal facilities	↓	✓				
38	Careful design, planning & good site management	↓			✓		
39	Bentonite slurries	↓			✓		
40	Chemical wastes handling	↓	✓				
41	Chemical waste storage	↓	✓				
42	Condition of chemical waste storage area	↓	✓				

**SHEK WU HUI SEWAGE TREATMENT WORKS – CONTRACT NO. DE/2005/03
ENVIRONMENTAL MONITORING AND AUDIT**

Ref. No. ⁽¹⁾	Brief Description of Mitigation	Site Location ⁽²⁾	Activity Compliance				Action Required/ Responsible Party ⁽³⁾
			Yes	No	N/A	Unk	
43	Disposal of chemical wastes	F, H			✓		
44	General refuse		✓				
45	Chemical waste separation		✓				
46	Strictly prohibited of refuse burning		✓				
47	Environmental Permit and other documents on-site		✓				
48	Environmental Permit and license displayed		✓				
49	Waste records	✓	✓				

Summary / Remarks⁽⁴⁾

- Construction of new concrete plinth was observed inside SAS Consolidation House.

Remark 1: Construction area of new concrete plinth, inside the SAS Consolidation House, was fenced by impervious sheeting insufficiently. BML was reminded to provide fully enclosure for new concrete plinth area.

Remark 2: Accumulation of rainwater was observed in hopper at Final Sedimentation Tank No.1. Accumulated of rainwater was sprayed with larvicidal oil on 4 August 07, as per BML record.

(Note: Refer to attached site layout)

Signatures

IEC

DSD Representative

Name: _____

Name: *K. CHAN, SHI / 29MP*

E&M Contractor Representative

Environmental Team Leader

Name: *WSP*
WSP with SING

Name: *Stanley Lau*

- (1) Refer to Site Inspection Checklist Attachment for complete description (Summarized EM&A Manual) of referenced mitigation measure or requirement.
- (2) Indicate exact locations as indicated (by code) on the attached site layout.
- (3) Note actions/plans and responsible party regarding any non-compliance in this column.
- (4) To be filled out by the environmental team.

**SHEK WU HUI SEWAGE TREATMENT WORKS – CONTRACT NO. DE/2005/03
ENVIRONMENTAL MONITORING AND AUDIT**

ENVIRONMENTAL SITE INSPECTION CHECKLIST

Inspection Date: August 14, 2007 Time: 10:00 – 10:45

Inspected By:

IEC: [Signature]

E&M Contractor Representative: S.M. Ho, Kenny Chan
Y. M. Hong, W.S. Lui

DSD Representative: M. H. Yuen

Environmental Team Inspector: Angela Lau

Weather

Condition Sunny Fine Overcast Drizzle Rain Storm Hazy

Temperature °C Humidity %

Wind Calm Light Breeze Strong Direction

Ref. No. ⁽¹⁾	Brief Description of Mitigation	Site Location ⁽²⁾	Activity Compliance				Action Required/ Responsible Party ⁽³⁾
			Yes	No	N/A	Unk	
Air Quality - Dust							
1	Water spray	F, H			✓		
2	Cover debris				✓		
3	Wet & cover stockpile				✓		
4	Skip hoist				✓		
5	Vehicle washing				✓		
6	Clear of dusty material				✓		
7	Water spray on road				✓		
8	Cement bags				✓		
9	Dusty material				✓		
10	Cover belt conveyor	↓			✓		
Water Quality							
11	Storm drains	F, H			✓		
12	Sand/silt removal facilities				✓		
13	Exposed soil surface				✓		
14	Rainwater silt removal		✓				
15	Open stockpiles				✓		
16	Groundwater silt removal	↓			✓		

**SHEK WU HUI SEWAGE TREATMENT WORKS – CONTRACT NO. DE/2005/03
ENVIRONMENTAL MONITORING AND AUDIT**

Ref. No. ⁽¹⁾	Brief Description of Mitigation	Site Location ⁽²⁾	Activity Compliance				Action Required/ Responsible Party ⁽³⁾
			Yes	No	N/A	Unk	
17	Large object	F, H			✓		
18	Sewage discharged	↓	✓				
19	Fuel/chemical storage		✓				
20	Storage area condition		✓				
21	Clean-up actions	↓	✓				
Noise Control							
22	Comply with ordinance	F, H	✓				
23	Working equipment & sound-reducing measures	↓			✓		
24	Equipment condition		✓				
25	Well-maintained plant				✓		
26	Intermittent use of machines/plants				✓		
27	Noise in one direction				✓		
28	Silencers/mufflers				✓		
29	Away from NSRs				✓		
30	Trial for equipment/sound-reducing measures	↓			✓		
Waste Disposal							
31	Construction wastes	F, H	✓				
32	Licensed waste collector	↓			✓		
33	Removal of construction wastes		✓				
34	Waste storage areas		✓				
35	Windblown litter/dust				✓		
36	Waste disposal permits				✓		
37	Licensed waste disposal facilities		✓				
38	Careful design, planning & good site management				✓		
39	Bentonite slurries				✓		
40	Chemical wastes handling		✓				
41	Chemical waste storage		✓				
42	Condition of chemical waste storage area	↓	✓				

**SHEK WU HUI SEWAGE TREATMENT WORKS – CONTRACT NO. DE/2005/03
ENVIRONMENTAL MONITORING AND AUDIT**

Ref. No. ⁽¹⁾	Brief Description of Mitigation	Site Location ⁽²⁾	Activity Compliance				Action Required/ Responsible Party ⁽³⁾
			Yes	No	N/A	Unk	
43	Disposal of chemical wastes	F, H			✓		
44	General refuse	↓	✓				
45	Chemical waste separation		✓				
46	Strictly prohibited of refuse burning		✓				
47	Environmental Permit and other documents on-site		✓				
48	Environmental Permit and license displayed		✓				
49	Waste records		✓				

Summary / Remarks⁽⁴⁾

- No major site activities were observed during the site inspection. Note that chemical spillage drill was conducted before the site inspection.
- Remark 1: Construction area of new concrete plinth, inside SAS Consolidation House, was fenced by impervious sheeting insufficiently. BML was reminded to provide fully enclosure for new concrete plinth area.
- Remark 2: Little oil stain was observed next to drip tray underneath the generator placed near SAS Consolidation House. BML was removed the oil stain by sand immediately.
- Remark 3: Accumulation of rainwater was observed in hopper at Final Sedimentation Tank No. 1. Accumulated of rainwater was sprayed with larvicidal oil on 7, 11 and 13 August 07, as per BML record. (Note: Refer to attached site layout)

Signatures

IEC

DSD Representative

Name: _____

Name: *K. CHAN . SMI/EHP*

E&M Contractor Representative

Environmental Team Leader

Name: *Wai Wai SING*

Name: *Stanley Lam*

- (1) Refer to Site Inspection Checklist Attachment for complete description (Summarized EM&A Manual) of referenced mitigation measure or requirement.
- (2) Indicate exact locations as indicated (by code) on the attached site layout.
- (3) Note actions/plans and responsible party regarding any non-compliance in this column.
- (4) To be filled out by the environmental team.

**SHEK WU HUI SEWAGE TREATMENT WORKS – CONTRACT NO. DE/2005/03
ENVIRONMENTAL MONITORING AND AUDIT**

ENVIRONMENTAL SITE INSPECTION CHECKLIST

Inspection Date: August 21, 2007 Time: 15:15 - 16:00

Inspected By:

IEC:

[Signature]

E&M Contractor
Representative:

S.M. Ho, Y. M. Hong

DSD

Representative:

M. H. Yuen

Environmental
Team Inspector:

Angela Lau

Weather

Condition Sunny Fine Overcast Drizzle Rain Storm Hazy

Temperature °C Humidity %

Wind Calm Light Breeze Strong Direction

Ref. No. ⁽¹⁾	Brief Description of Mitigation	Site Location ⁽²⁾	Activity Compliance				Action Required/ Responsible Party ⁽³⁾
			Yes	No	N/A	Unk	
Air Quality - Dust							
1	Water spray	F, H			✓		
2	Cover debris				✓		
3	Wet & cover stockpile				✓		
4	Skip hoist				✓		
5	Vehicle washing				✓		
6	Clear of dusty material				✓		
7	Water spray on road				✓		
8	Cement bags				✓		
9	Dusty material				✓		
10	Cover belt conveyor	✓			✓		
Water Quality							
11	Storm drains	F, H			✓		
12	Sand/silt removal facilities				✓		
13	Exposed soil surface				✓		
14	Rainwater silt removal		✓				
15	Open stockpiles				✓		
16	Groundwater silt removal	✓			✓		

**SHEK WU HUI SEWAGE TREATMENT WORKS – CONTRACT NO. DE/2005/03
ENVIRONMENTAL MONITORING AND AUDIT**

Ref. No. ⁽¹⁾	Brief Description of Mitigation	Site Location ⁽²⁾	Activity Compliance				Action Required/ Responsible Party ⁽³⁾
			Yes	No	N/A	Unk	
17	Large object	F, H			✓		
18	Sewage discharged		✓				
19	Fuel/chemical storage		✓				
20	Storage area condition		✓				
21	Clean-up actions	↓	✓				
Noise Control							
22	Comply with ordinance	F, H	✓				
23	Working equipment & sound-reducing measures				✓		
24	Equipment condition		✓				
25	Well-maintained plant				✓		
26	Intermittent use of machines/plants				✓		
27	Noise in one direction				✓		
28	Silencers/mufflers				✓		
29	Away from NSRs				✓		
30	Trial for equipment/sound-reducing measures	↓			✓		
Waste Disposal							
31	Construction wastes	F, H	✓				
32	Licensed waste collector				✓		
33	Removal of construction wastes		✓				
34	Waste storage areas		✓				
35	Windblown litter/dust				✓		
36	Waste disposal permits				✓		
37	Licensed waste disposal facilities		✓				
38	Careful design, planning & good site management				✓		
39	Bentonite slurries				✓		
40	Chemical wastes handling		✓				
41	Chemical waste storage		✓				
42	Condition of chemical waste storage area	↓	✓				

SHEK WU HUI SEWAGE TREATMENT WORKS – CONTRACT NO. DE/2005/03
ENVIRONMENTAL MONITORING AND AUDIT

Ref. No. ⁽¹⁾	Brief Description of Mitigation	Site Location ⁽²⁾	Activity Compliance				Action Required/ Responsible Party ⁽³⁾
			Yes	No	N/A	Unk	
43	Disposal of chemical wastes	F, H			✓		
44	General refuse		✓				
45	Chemical waste separation		✓				
46	Strictly prohibited of refuse burning		✓				
47	Environmental Permit and other documents on-site		✓				
48	Environmental Permit and license displayed		✓				
49	Waste records	✓	✓				

Summary / Remarks⁽⁴⁾

- No major site activities were observed during the site inspection.

Remark 1: Fully enclosure by impervious sheeting was observed for new concrete plinth area inside the SAS Consolidation House.

Remark 2: Accumulation of rainwater were observed in hopper at Final Sedimentation Tank No. 1 and drip tray underneath the temporary generator placed near SAS Consolidation House. Accumulated of rainwater were sprayed with biocidal oil on 16 and 20 August 07, as per BML record. BML was reminded to remove the rainwater if possible.

(Note: Refer to attached site layout)

Signatures

IEC

DSD Representative

Name:

Name: *K. CHAN, SIMI/294P*

E&M Contractor Representative

Environmental Team Leader

Name: *MIL WAI SING*

Name: *Stanley Lam*

- (1) Refer to Site Inspection Checklist Attachment for complete description (Summarized EM&A Manual) of referenced mitigation measure or requirement.
- (2) Indicate exact locations as indicated (by code) on the attached site layout.
- (3) Note actions/plans and responsible party regarding any non-compliance in this column.
- (4) To be filled out by the environmental team.

**SHEK WU HUI SEWAGE TREATMENT WORKS – CONTRACT NO. DE/2005/03
ENVIRONMENTAL MONITORING AND AUDIT**

Ref. No. ⁽¹⁾	Brief Description of Mitigation	Site Location ⁽²⁾	Activity Compliance				Action Required/ Responsible Party ⁽³⁾
			Yes	No	N/A	Unk	
17	Large object	F, H			✓		
18	Sewage discharged		✓				
19	Fuel/chemical storage		✓				
20	Storage area condition		✓				
21	Clean-up actions	↓	✓				
Noise Control							
22	Comply with ordinance	F, H	✓				
23	Working equipment & sound-reducing measures				✓		
24	Equipment condition		✓				
25	Well-maintained plant				✓		
26	Intermittent use of machines/plants				✓		
27	Noise in one direction				✓		
28	Silencers/mufflers				✓		
29	Away from NSRs				✓		
30	Trial for equipment/sound-reducing measures	↓			✓		
Waste Disposal							
31	Construction wastes	F, H	✓				
32	Licensed waste collector				✓		
33	Removal of construction wastes		✓				
34	Waste storage areas		✓				
35	Windblown litter/dust				✓		
36	Waste disposal permits				✓		
37	Licensed waste disposal facilities		✓				
38	Careful design, planning & good site management				✓		
39	Bentonite slurries				✓		
40	Chemical wastes handling		✓				
41	Chemical waste storage		✓				
42	Condition of chemical waste storage area	↓	✓				

**SHEK WU HUI SEWAGE TREATMENT WORKS – CONTRACT NO. DE/2005/03
ENVIRONMENTAL MONITORING AND AUDIT**

Ref. No. ⁽¹⁾	Brief Description of Mitigation	Site Location ⁽²⁾	Activity Compliance				Action Required/ Responsible Party ⁽³⁾
			Yes	No	N/A	Unk	
43	Disposal of chemical wastes	F, H			✓		
44	General refuse		✓				
45	Chemical waste separation		✓				
46	Strictly prohibited of refuse burning		✓				
47	Environmental Permit and other documents on-site		✓				
48	Environmental Permit and license displayed		✓				
49	Waste records	✓	✓				

Summary / Remarks⁽⁴⁾

- Construction work for new concrete plinth was observed inside the SAS Consolidation House.

Remark 1: Removal accumulated rainwater in drip tray underneath the temporary generator placed near the SAS Consolidation House was observed.

Remark 2: Accumulation of rainwater was observed in hopper at Final Sedimentation Tank No.1. Accumulated of rainwater were sprayed with larvicidal oil on 24 and 27 August 2007, as per BML record. BML was reminded to remove the rainwater if possible.

(Note: Refer to attached site layout)

Signatures

IEC

DSD Representative

Name: _____

Name: *K. CHAN, SMI / ZEMP*

E&M Contractor Representative

Environmental Team Leader

Name: *Wah Wah 41167*

Name: *Stanley Lau*

- (1) Refer to Site Inspection Checklist Attachment for complete description (Summarized EM&A Manual) of referenced mitigation measure or requirement.
- (2) Indicate exact locations as indicated (by code) on the attached site layout.
- (3) Note actions/plans and responsible party regarding any non-compliance in this column.
- (4) To be filled out by the environmental team.

Appendix 6

Deficiency Investigations Reports

(Not Applicable)

Appendix 7

Complaint Reports

(Not Applicable)

Appendix 8

Summons and Prosecutions Records

(Not Applicable)

Appendix 9

Permits

- **Environmental Permit (Same as in June 2006 Report)**
- **Notification from EPD regarding The Completion of Registration as a Chemical Waste Producer (Same as in June 2007 Report)**