


China Harbour Engineering Company Limited

Contract No. DC/2009/09
Construction of Tai Po Sewage Treatment
Works – Stage V Phase II B

Quarterly Environmental Monitoring and Audit Summary Report (January to March 2014)

(Version 1.0)

Certified By 
(Environmental Team Leader)

REMARKS:

The information supplied and contained within this report is, to the best of our knowledge, correct at the time of printing.

CINOTECH accepts no responsibility for changes made to this report by third parties.

CINOTECH CONSULTANTS LTD
Room 1710, Technology Park,
18 On Lai Street,
Shatin, NT, Hong Kong
Tel: (852) 2151 2083 Fax: (852) 3107 1388
Email: info@cinotech.com.hk

TABLE OF CONTENTS

	Page
EXECUTIVE SUMMARY	3
INTRODUCTION	3
ENVIRONMENTAL MONITORING AND AUDIT WORKS	3
ENVIRONMENTAL COMPLAINT AND PROSECUTION	4
ENVIRONMENTAL LICENSING AND PERMITTING	4
FUTURE KEY ISSUES	4
1. INTRODUCTION	5
BACKGROUND	5
PROJECT ORGANIZATIONS	5
TABLE 1.1 KEY PROJECT CONTACTS	6
CONSTRUCTION PROGRAMME AND SYNOPSIS OF WORK	7
SUMMARY OF EM&A REQUIREMENTS	7
2. ENVIRONMENTAL MONITORING AND AUDIT REQUIREMENTS	8
MONITORING PARAMETERS AND MONITORING LOCATIONS	8
MONITORING METHODOLOGY AND CALIBRATION DETAILS	8
ENVIRONMENTAL QUALITY PERFORMANCE LIMITS (ACTION AND LIMIT LEVELS)	8
ENVIRONMENTAL MITIGATION MEASURES	8
3. MONITORING RESULTS	9
WEATHER CONDITIONS	9
AIR QUALITY	9
CONSTRUCTION NOISE	9
LANDFILL GAS	9
4. AUDIT RESULTS	10
IMPLEMENTATION STATUS OF ENVIRONMENTAL MITIGATION MEASURES	10
SITE AUDIT SUMMARY	10
TABLE 4.1 OBSERVATIONS AND RECOMMENDATIONS OF SITE AUDIT	10
STATUS OF ENVIRONMENTAL LICENSING AND PERMITTING	12
ADVICE ON WASTE MANAGEMENT STATUS	12
5. NON-COMPLIANCE (EXCEEDANCES) OF THE ENVIRONMENTAL QUALITY PERFORMANCE LIMITS (ACTION AND LIMIT LEVELS)	13
SUMMARY OF EXCEEDANCES	13
REVIEW OF THE REASONS FOR AND THE IMPLICATIONS OF NON-COMPLIANCE	13
6. ENVIRONMENTAL COMPLAINTS AND PROSECUTIONS	14
7. COMMENTS, CONCLUSIONS AND RECOMMENDATIONS	15
EFFECTIVENESS OF MITIGATION MEASURES	15
CONCLUSION	15
RECOMMENDATIONS	16

LIST OF TABLE

Table I	Summary Table for Events Recorded in the Reporting Quarter
Table 1.1	Key Project Contacts
Table 4.1	Observations and Recommendations of Site Audit

LIST OF FIGURES

Figure 1.1	Site Layout Plan
Figure 1.2	Locations of Air Quality and Noise Monitoring Stations

LIST OF APPENDICES

Appendix A	Construction Programme
Appendix B	Monitoring Requirements
Appendix C	Action and Limit Levels
Appendix D	Graphical Presentation of 1-hour TSP Monitoring Results
Appendix E	Graphical Presentation of 24-hour TSP Monitoring Results
Appendix F	Graphical Presentation of Noise Monitoring Results
Appendix G	Updated Environmental Mitigation Implementation Schedule
Appendix H	Summary of Environmental Licensing and Permit Status
Appendix I	Waste Generation in the Reporting Quarter
Appendix J	Summary of Exceedance
Appendix K	Complaint Log

EXECUTIVE SUMMARY

Introduction

1. This is the 15th Quarterly Environmental Monitoring and Audit (EM&A) Summary Report prepared by Cinotech Consultants Limited (the Environmental Team, ET) for DSD Contract no. DC/2009/09 “Construction of Tai Po Sewage Treatment Works – Stage V Phase IIB”. This summary report presents EM&A works performed in the period between January and March 2014.
2. The construction activities undertaken in the reporting quarter include:
 - Cable ducting works ;
 - Water tightness test and air test for Sludge Digestion Tank No.3;
 - Drainage works along Aeration Tank No.6 to Effluent Launder;
 - Finishing works for Mixed Liquor Channel;
 - Landscaping works;
 - Modification works at switch room of RAS Pumping Station, Central Building;
 - Complex and Inlet Works;
 - Drainage works for Final Clarifiers;
 - Air test and backfilling for Sludge Digestion Tank No.3;
 - Roadworks along Aeration Tank No.7 and Mixed Liquor Channel;
 - Modification works at CBC;
 - Modification works of Effluent Launder and Flow Splitter Box; and
 - Construction of Steel Bridge and backfilling for Sludge Digestion Tank No. 3 and Aeration Tank No.1.

Environmental Monitoring and Audit Works

3. Environmental monitoring and audit works for the Project was performed regularly as stipulated in the EM&A Manual and the results were checked and reviewed. The implementation of the environmental mitigation measures, Event Action Plans and environmental complaint handling procedures were also checked.
4. Summary of the events and action taken in the reporting quarter is tabulated in **Table I**.

Table I Summary Table for Events Recorded in the Reporting Quarter

Parameter	No. of Exceedance		No. of Events due to this Project	Action Taken
	Action Level	Limit Level		
1-hour TSP	0	0	0	N/A
24-hour TSP	0	0	0	N/A
Noise	0	0	0	N/A

Construction Noise

5. All construction noise monitoring was conducted as scheduled in the reporting quarter.
6. No Action Level (public complaint) / Limit Level exceedance was recorded in the reporting quarter.

Air Quality

7. The air quality monitoring was conducted as scheduled in this reporting period. No Action/Limit Level exceedance was recorded in the reporting period.

Landfill Gas

8. In the reporting period, all the excavation works that at 1m depth or more have been finished or backfilled. No landfill gas monitoring was necessary in the period.

Environmental Complaint and Prosecution

9. No environmental complaint, prosecution or notification of summons was received in this reporting quarter.

Environmental Licensing and Permitting

10. Environmental related licenses/permits granted to the Project include the Environmental Permit (EP) for the Project, the Discharge License, Construction Noise Permit and the Waste Disposal (Chemical Waste) License.

Future Key Issues

11. The anticipated environmental impacts will be mainly on ponding water and surface runoff as well as the noise nuisance and dust emission from the major construction activities will be undertaken in the coming quarter, including:
 - Cable ducting works;
 - Drainage and Road works;
 - Landscaping works;
 - Modification works at CBC;
 - Modification works of Effluent Launder and Flow Splitter Box;
 - Modification works at Inlet Works; and
 - Construction of Steel Bridge and backfilling for Sludge Digestion Tank No. 3 and Aeration Tank No.1.

1. INTRODUCTION

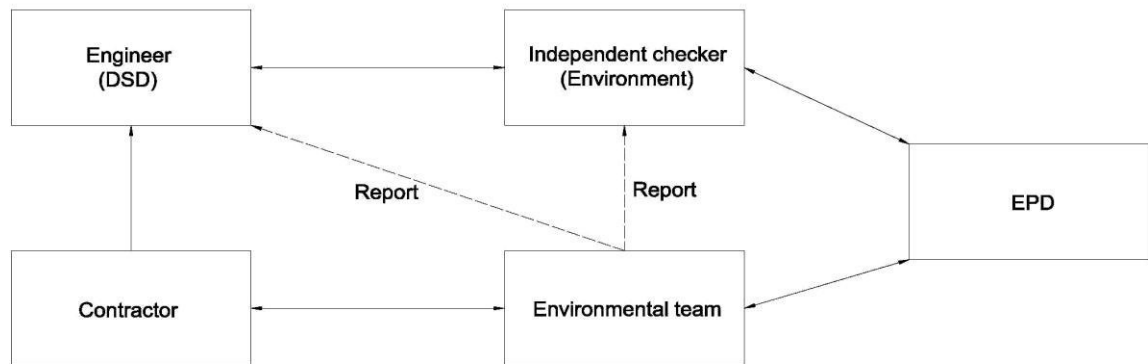
Background

- 1.1 Tai Po Sewage Treatment Works (TPSTW) is located within the Tai Po Industrial Estate. It currently comprises four Stages: I, II, IVA and IVB works. The TPSTW - Stage V aims to upgrade the existing STW to provide additional sewage treatment capacity from the present design flow of 88,000 m³/day to 130,000 m³/day to meet the demands of both the existing and future developments, and to meet the revised discharge license requirements.
- 1.2 The TPSTW Stage V, Phase I and Phase II are Designated Projects under the Environmental Impact Assessment Ordinance (Cap. 449) with the same EIAO Register No. AEIAR – 081/2004. A study of environmental impact assessment (EIA) was undertaken to evaluate various environmental impacts associated with the works within these two Designated Projects. An EIA Report as well as an Environmental Monitoring and Audit (EM&A) Manual were approved by the Environmental Protection Department (EPD) on 28 October 2004.
- 1.3 The Stage V works will be implemented in 2 phases. The design capacities of Phase I and Phase II works are 100,000 m³/d and 130,000 m³/d respectively. An Environmental Permit (EP) No. EP-265/2007 was issued on 22 March 2007 for the TPSTW Stage V Phase II to the Drainage Services Department (DSD) as the Permit Holder. The project “Tai Po Sewage Treatment Works – Stage V Phase IIB” formed part of the Phase II works, includes additional secondary treatment process units (1 primary clarifier; 3 bioreactors and 2 final clarifiers) in TPSTW for its future extended plant design capacity of 120,000 m³/day. A master construction programme of the Project is provided in **Appendix A**. A site layout plan is provided in **Figure 1.1**. The construction activities of the Project commenced on 3 July 2010.
- 1.4 Cinotech Consultants Ltd. was commissioned by the Contractor as the Environmental Team (ET) to undertake the EM&A works for the Project. Dr. Priscilla CHOY of Cinotech Consultants Ltd. was appointed as the ET Leader as per the Condition 2.1 of the EP. Ove Arup and Partners Hong Kong Ltd. was appointed as the IEC under Condition 2.2 of the EP. This is the 15th quarterly EM&A summary report summarizing the EM&A works for the Project between January and March 2013.

Project Organizations

- 1.5 Different parties with different levels of involvement in the project organization include:
- Project Proponent / Engineer’s Representative (ER) – Drainage Services Department
 - Environmental Team (ET) – Cinotech Consultants Ltd.
 - Independent Environmental Checker (IEC) – Ove Arup and Partners Hong Kong Limited
 - E&M Contractor –China Harbour Engineering Company Ltd.
- 1.6 The responsibilities of respective parties are detailed in Section 1.10 of the Final EM&A Manual of the Project.

1.7 The Project Organization during Construction Phase

1.8 The key contacts of the Project are shown in **Table 1.1**.**Table 1.1 Key Project Contacts**

Party	Role	Name	Position	Phone No.	Fax No.
DSD	SP Division	Mr. LAI cheuk-ho	Chief Engineer	2594 7500	2827 8700
		Mr. IP Shu-kuen	Senior Engineer	2594 7502	
		Mr. TSANG Lap-kei	Engineer	2594 7459	
Cinotech	Environmental Team	Dr. Priscilla CHOY	ET Leader	2151 2089	3107 1388
		Mr. Edmond PUT	Project Coordinator and Audit Team Leader	2151 2035	
		Mr. Henry LEUNG	Monitoring Team Leader	2151 2087	
Arup	Independent Environmental Checker	Mr. Coleman NG	Independent Environmental Checker	2268 3097	2528 3031
		Mr. Ken LEE	Assistant to Independent Environmental Checker	2268 3573	
CHEC	Civil Contractor	Mr. TK CHEUNG	Project Manager	9863 2954	2603 6899
		Mr. Aaron AU	Site Agent	6345 0754	
		Mr. Jason TSE	Environmental Officer	6628 5739	

Construction Programme and Synopsis of Work

1.9 The construction programme is presented in **Appendix A**. The site activities undertaken during the reporting quarter included:

- Cable ducting works ;
- Water tightness test and air test for Sludge Digestion Tank No.3;
- Drainage works along Aeration Tank No.6 to Effluent Launder;
- Finishing works for Mixed Liquor Channel;
- Landscaping works;
- Modification works at switch room of RAS Pumping Station, Central Building;
- Complex and Inlet Works;
- Drainage works for Final Clarifiers;
- Air test and backfilling for Sludge Digestion Tank No.3;
- Roadworks along Aeration Tank No.7 and Mixed Liquor Channel;
- Modification works at CBC;
- Modification works of Effluent Launder and Flow Splitter Box; and
- Construction of Steel Bridge and backfilling for Sludge Digestion Tank No. 3 and Aeration Tank No.1.

Summary of EM&A Requirements

1.10 The EM&A programme requires construction phase air quality, noise monitoring and landfill gas monitoring as well as environmental site audits. The EM&A requirements are described in the following sections, including:

- All monitoring parameters;
- Action and Limit levels for all environmental parameters;
- Event / Action Plans;
- Environmental mitigation measures, as recommended in the project EIA study final report; and
- Environmental requirements in contract documents.

1.11 The advice on the implementation status of environmental protection and pollution control/mitigation measures is summarized in Section 4 of this report.

1.12 This report presents the monitoring results, observations, locations, equipment, period, methodology and QA/QC procedures of the required monitoring parameters, namely air quality and noise as well as audit works for the Project in the reporting period.

2. ENVIRONMENTAL MONITORING AND AUDIT REQUIREMENTS

Monitoring Parameters and Monitoring Locations

- 2.1 The EM&A Manual designate locations for the ET to monitor environmental impacts in terms of noise and air quality due to the Project. The Project area and monitoring locations are depicted in **Figure 1.2**. **Appendix B** gives details of monitoring requirements.
- 2.2 In accordance with clause 8.8 of the EM&A Manual, the number and location of the monitoring stations and parameters can be referred to Monthly EM&A reports in order to cater for any changes in the surrounding environmental and the nature of works in progress. In the reporting months, there is no alteration made on changing the location of the monitoring stations.

Monitoring Methodology and Calibration Details

- 2.3 Monitoring works/equipment were conducted/calibrated regularly in compliance with the EM&A Manual's requirements. Monitoring methodologies and calibration details can be referred to Monthly EM&A reports. Valid calibration certificates were attached in the appendices of the relevant Monthly EM&A reports.

Environmental Quality Performance Limits (Action and Limit Levels)

- 2.4 The environmental quality performance limits, i.e. Action and Limit Levels were derived from the baseline monitoring results. Should the measured environmental quality parameters exceed the Action/Limit Levels, the respective action plans would be implemented. The Action/Limit Levels for each environmental parameter are given in **Appendix C**.

Environmental Mitigation Measures

- 2.5 Relevant mitigation measures as recommended in the project EIA report have been stipulated in the EM&A Manual for the Contractor to implement. A summary of the Updated Environmental Mitigation Implementation Schedule (EMIS) is given in **Appendix G**.

3. MONITORING RESULTS

Weather Conditions

- 3.1 The weather during monitoring sessions was mainly sunny and cloudy. The weather conditions for each individual monitoring session were presented in corresponding of Monthly EM&A Reports.

Air Quality

- 3.2 Air quality monitoring was conducted as scheduled in the reporting period.
- 3.3 Graphical presentations of 1-hour TSP and 24-hour TSP monitoring results are shown in **Appendices D and E**, respectively.
- 3.4 All measured 1-hour and 24-hour TSP levels were below the Action/Limit Levels. No exceedance was recorded in the reporting quarter.

Construction Noise

- 3.5 All construction noise monitoring was conducted as scheduled in the reporting period.
- 3.6 Graphical representations of the monitoring results are shown in **Appendix F**. No Action Level (public complaint) / Limit Level exceedance was recorded in the reporting period.

Landfill Gas

- 3.7 No landfill gas monitoring was necessary in the reporting period.

4. AUDIT RESULTS

Implementation Status of Environmental Mitigation Measures

- 4.1 The implementation status of environmental mitigation measures (EMIS) is given in **Appendix G**.

Site Audit Summary

- 4.2 During site inspections in the reporting period, no non-conformance was identified. The observations and recommendations made in each site audit session in the reporting period are summarized in **Table 4.1**.

Table 4.1 Observations and Recommendations of Site Audit

Parameters	Date	Observations and Recommendations	Follow-up
<i>Water Quality</i>	14 February 2014	<u>Reminder:</u> Pond water near SDT should be cleared	The observation was observed to be improved/rectified by the Contractor during the audit session on 28 February 2014.
<i>Air Quality</i>	17 January 2014	<u>Reminder:</u> Dusty stockpile should be removed.	The observation was observed to be improved/rectified by the Contractor during the audit session on 24 January 2014.
	28 March 2014	<u>Reminder:</u> Dusty stockpile should be removed or covered.	Follow up action will be reported in next reporting period.
<i>Noise</i>	N/A	N/A	N/A
<i>Waste / Chemical Management</i>	3 January 2014	<u>Reminder:</u> Construction waste near Methane Gas Holder no.2 should be cleared.	The observation was observed to be improved/rectified by the Contractor during the audit session on 7 January 2014.
	17 January 2014	<u>Reminder:</u> Construction waste should be sorted and cleared.	The observation was observed to be improved/rectified by the Contractor during the audit session on 24 January 2014.
	29 January 2014	<u>Reminder:</u> Drip tray should be provided to the chemical containers.	The observation was observed to be improved/rectified by the Contractor during the audit session on 14 February 2014.
	29 January 2014	<u>Reminder:</u> Chemical container not in use should be properly stored or removed.	The observation was observed to be improved/rectified by the Contractor during the audit session on 7 February 2014.
	29 January 2014	<u>Reminder:</u> Construction waste should be sorted and cleared.	The observation was observed to be improved/rectified by the Contractor during the audit session on 7 February 2014.
	7 February 2014	<u>Reminder:</u> Construction waste should be sorted and cleared.	The observation was observed to be improved/rectified by the Contractor during the audit session on 14 February 2014.
	7 February 2014	<u>Reminder:</u> Oil stain should be cleared as chemical waste.	The observation was observed to be improved/rectified by the Contractor during the audit session on 14 February 2014.

Parameters	Date	Observations and Recommendations	Follow-up
	14 February 2014	<u>Reminder:</u> Construction waste near SDT should be sorted and removed.	The observation was observed to be improved/rectified by the Contractor during the audit session on 21 February 2014.
	14 February 2014	<u>Reminder:</u> Chemical container near Dewatering House should be disposed as chemical waste.	The observation was observed to be improved/rectified by the Contractor during the audit session on 28 February 2014.
	21 February 2014	<u>Reminder:</u> Accumulated general refuse should be removed.	The observation was observed to be improved/rectified by the Contractor during the audit session on 7 March 2014.
	7 March 2014	<u>Reminder:</u> Excavator should be well maintained to avoid oil leakage.	The observation was observed to be improved/rectified by the Contractor during the audit session on 14 March 2014.
	14 March 2014	<u>Reminder:</u> Drip tray should be provided to oil containers. (Near SDT)	The observation was observed to be improved/rectified by the Contractor during the audit session on 21 March 2014.
<i>Permit/Licenses</i>	N/A	N/A	N/A

Status of Environmental Licensing and Permitting

- 4.3 Environmental licenses and permits including the Environmental Permit (EP), the Construction Noise Permit and Waste Disposal (Chemical Waste) License were in place and valid during the reporting quarter. A summary of environmental licensing and permit status is given in **Appendix H**.

Advice on Waste Management Status

- 4.4 1420 m³ of inert C&D waste, 600 kg of non-inert C&D waste and 80 m³ of general refuse were disposed in the reporting quarter. 600 kg of metals were disposed in the reporting quarter. No chemical waste was generated in the reporting period. The amount of wastes generated by the activities of the Project in the reporting period fulfills the requirement of estimated volume of excavated material in EIA Report. The amount of wastes generated by the activities of the Project in the reporting period was attached in the appendices of the Monthly Reports for January to March 2014. Waste flow table please refer to **Appendix I**.

5. NON-COMPLIANCE (EXCEEDANCES) OF THE ENVIRONMENTAL QUALITY PERFORMANCE LIMITS (ACTION AND LIMIT LEVELS)

Summary of Exceedances

- 5.1 Environmental monitoring works were performed in the reporting period and all monitoring results were checked and reviewed. A summary of exceedance is attached in **Appendix J**.
- 5.2 All measured 1-hour and 24-hour TSP levels were below the Action/Limit Levels. No exceedance was recorded in the reporting period.
- 5.3 No Action/Limit Level exceedance for the construction noise was recorded in the reporting period.
- 5.4 No Action/Limit Level exceedance for landfill gas monitoring was recorded in the reporting period.

Review of the Reasons for and the Implications of Non-compliance

- 5.5 There was no non-compliance from the site audits in the reporting quarter. The observations and recommendations made in each audit session were attached in the Monthly Reports.

6. ENVIRONMENTAL COMPLAINTS AND PROSECUTIONS

- 6.1 No environmental related complaint, prosecution or notification of summons was received in the reporting quarter.

7. COMMENTS, CONCLUSIONS AND RECOMMENDATIONS

7.1 Environmental monitoring and audit works were performed in the reporting quarter. The EM&A program was strictly following the requirement of methodology in EM&A manual. The monitoring work was considered as effective. In addition, site inspections were conducted on a weekly basis. The results were reviewed and checked.

Effectiveness of Mitigation Measures

7.2 The mitigation measures recommended in the EIA report and required by the EP are considered effective in minimizing environmental impacts. The Contractor has implemented the recommended mitigation measures except those mitigation measures not applicable at this stage.

Conclusion

7.3 All measured 1-hour and 24-hour TSP levels were below the Action/Limit Levels. No exceedance was recorded in the reporting quarter.

7.4 All measured noise levels were below the Action/Limit Levels. No exceedance was recorded in the reporting quarter.

7.5 All landfill gas monitoring levels were below the Action/Limit Levels. No exceedance was recorded in the reporting quarter.

7.6 There was no environmental complaint, prosecution or notification of summons received.

7.7 The anticipated environmental impacts will be mainly on ponding water and surface runoff after rain as well as the noise nuisance and dust emission from the major construction activities will be undertaken in the coming quarter, including:

- Cable ducting works;
- Drainage and Road works;
- Landscaping works;
- Modification works at CBC;
- Modification works of Effluent Launder and Flow Splitter Box;
- Modification works at Inlet Works; and
- Construction of Steel Bridge and backfilling for Sludge Digestion Tank No. 3 and Aeration Tank No.1.

Recommendations

- 7.8 According to the environmental audit sessions performed in the reporting period, the following recommendations were made:

Water Impact

- Pump out stagnant water and avoid ponding water accumulation.
- Avoid blockage of gully inlets and ensure proper protection of the gully from ingress of sandy water.
- Ensure proper use and maintenance of the de-silting facilities.
- Maintain sand bags placed along the u-channel at good condition and replace the broken bags.
- Provide sediment tank for settling runoff prior to disposal.
- Remove and settle out sand and silt at wheel washing facilities regularly.

Dust Impact

- Cover the excavated dusty materials or stockpile of dusty materials by impervious sheeting, or spray water on the dusty materials so as to maintain entire surface wet.
- Remove fugitive dusty material on the haul road periodically.
- Spray with water on the surface of concrete breaking and dry dust haul road.

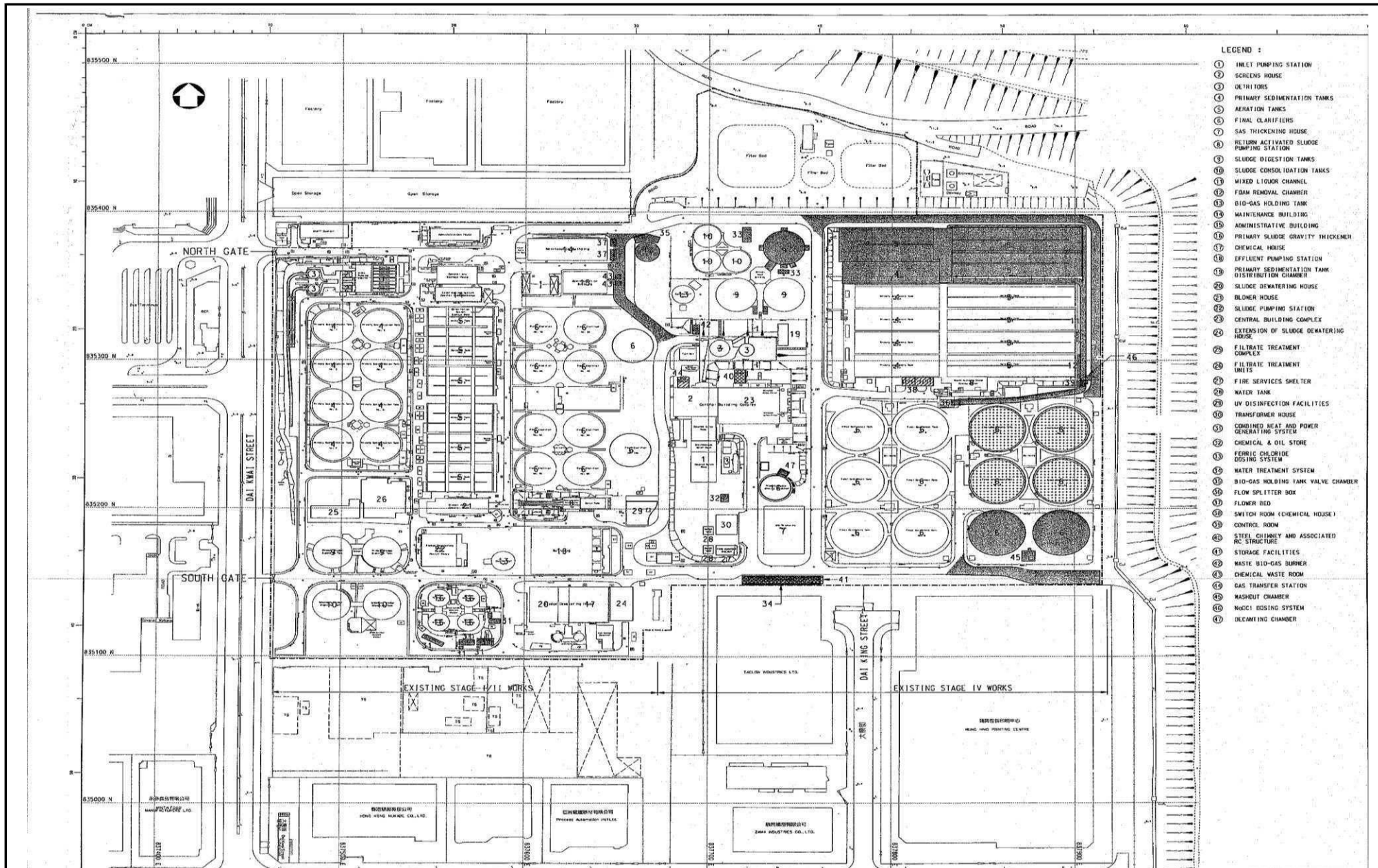
Noise

- Keep the monitoring equipment function properly.

Waste / Chemical Management

- Avoid and check for any accumulation of waste materials or rubbish on site.
- Avoid any discharge or accidental spillage of chemical waste or oil directly from the equipment.
- Provide drip tray with adequate capacity and maintain well for equipment and chemical waste.
- Provide proper rubbish bins / skips for waste collection.
- Sort and disposal of C&D waste and general refuse properly.
- Proper label the chemicals on site and store properly with drip tray.

FIGURES



- LEGEND :**
- ① TRLET PUMPING STATION
 - ② SCREENS HOUSE
 - ③ ULTRAFIORS
 - ④ PRIMARY SEDIMENTATION TANKS
 - ⑤ AERATION TANKS
 - ⑥ FINAL CLARIFIERS
 - ⑦ SAS THICKENING HOUSE
 - ⑧ RETURN ACTIVATED SLUDGE PUMPING STATION
 - ⑨ SLUDGE DIGESTION TANKS
 - ⑩ SLUDGE CONSOLIDATION TANKS
 - ⑪ MIXED LIQUOR CHANNEL
 - ⑫ FOAM REMOVAL CHAMBER
 - ⑬ BIO-GAS HOLDING TANK
 - ⑭ MAINTENANCE BUILDING
 - ⑮ ADMINISTRATIVE BUILDING
 - ⑯ PRIMARY SLUDGE GRAVITY THICKENER
 - ⑰ CHEMICAL HOUSE
 - ⑱ EFFLUENT PUMPING STATION
 - ⑲ PRIMARY SEDIMENTATION TANK DISTRIBUTION CHAMBER
 - ⑳ SLUDGE DEWATERING HOUSE
 - ㉑ BLOWER HOUSE
 - ㉒ SLUDGE PUMPING STATION
 - ㉓ CENTRAL BUILDING COMPLEX
 - ㉔ EXTENSION OF SLUDGE DEWATERING HOUSE
 - ㉕ FILTRATE TREATMENT COMPLEX
 - ㉖ FILTRATE TREATMENT UNITS
 - ㉗ FIRE SERVICES SHELTER
 - ㉘ WATER TANK
 - ㉙ UV DISINFECTION FACILITIES
 - ㉚ TRANSFORMER HOUSE
 - ㉛ COMBINED HEAT AND POWER GENERATING SYSTEM
 - ㉜ CHEMICAL & OIL STORE
 - ㉝ FERRIC CHLORIDE DOSING SYSTEM
 - ㉞ WATER TREATMENT SYSTEM
 - ㉟ BIO-GAS HOLDING TANK VALVE CHAMBER
 - ⓫ FLOW SPLITTER BOX
 - ⓬ FLOWER BED
 - ⓭ SWITCH ROOM (CHEMICAL HOUSE)
 - ⓮ CONTROL ROOM
 - ⓯ STEEL CHIMNEY AND ASSOCIATED RC STRUCTURE
 - ⓰ STORAGE FACILITIES
 - ⓱ WASTE BIO-GAS BURNER
 - ⓲ CHEMICAL WASTE ROOM
 - ⓳ GAS TRANSFER STATION
 - ⓴ WASHOUT CHAMBER
 - ⓵ NAOCl DOSING SYSTEM
 - ⓶ DECAIRING CHAMBER

TAI PO SEWAGE TREATMENT WORKS, STAGE V, PHASE IIB

PROJECT SITE LAYOUT PLAN (TPSTW)

Scale

N.T.S

Project

No.

MA0010

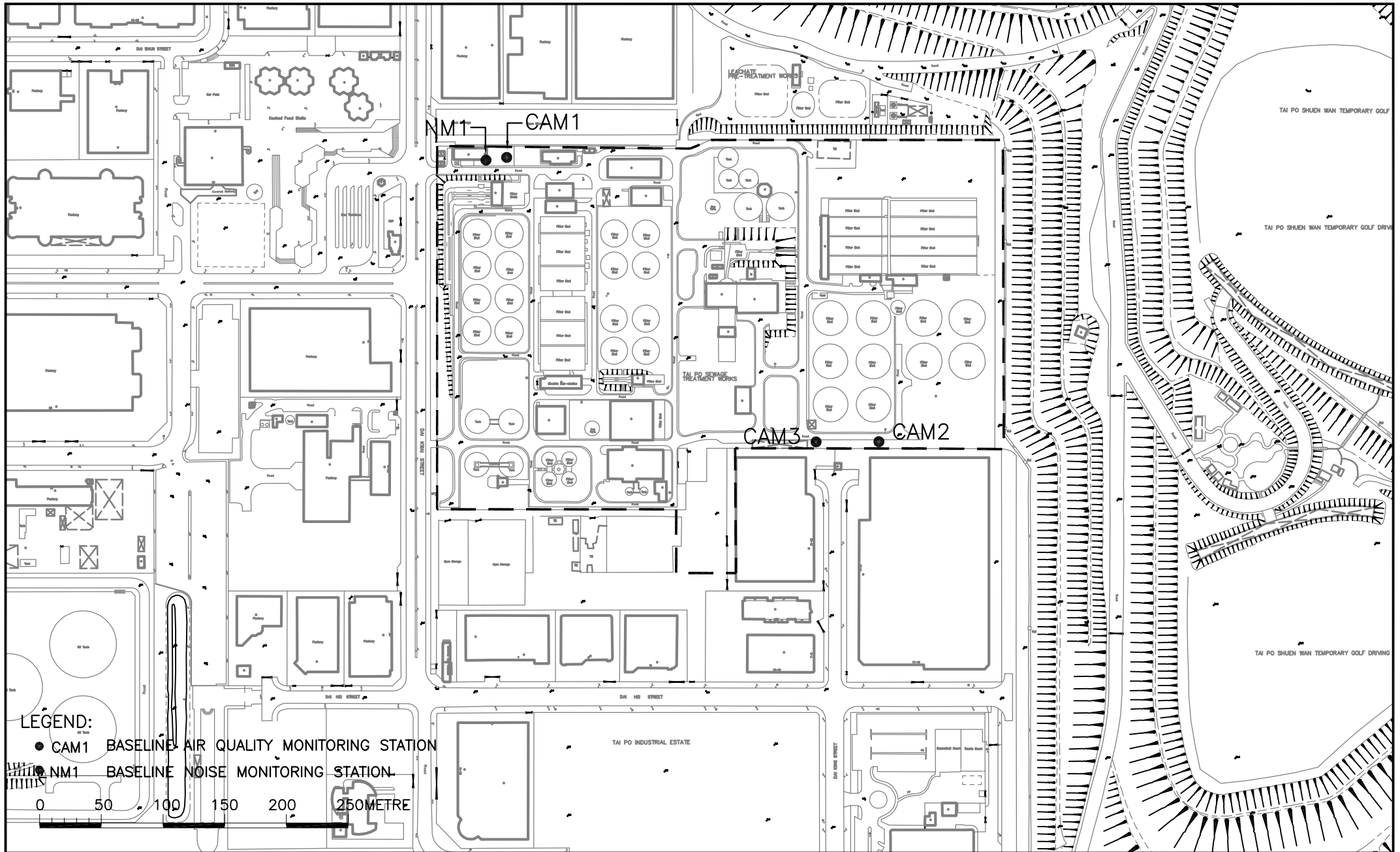
Date

Jul-10

Figure

1.1

CINOTECH



LEGEND:

- CAM1 BASELINE AIR QUALITY MONITORING STATION
- NM1 BASELINE NOISE MONITORING STATION

0 50 100 150 200 250METRE



Tai Po Sewage Treatment Work, Stage V, Phase IIB
LOCATIONS OF AIR QUALITY AND NOISE MONITORING STATIONS

SCALE	A4 1:4000	DATE	2010	
CHECK	IT	DRAWN	SL	
JOB No.	MA0010	DRAWING No.	1.2	REV —

**APPENDIX A
CONSTRUCTION PROGRAMME**

**APPENDIX B
MONITORING REQUIREMENTS**

APPENDIX B – MONITORING REQUIREMENTS

Type of Monitoring	Parameter	Frequency	Duration	Location of Measurement
Noise ⁽¹⁾	L _{eq} (30 min.) (0700-1900 hrs. on normal weekdays)	Once per week	30 mins	<ul style="list-style-type: none"> NM1 (Outside the corridor of 1/F of Government Staff Quarter)
Air	1-hour TSP	3 times every six days	1 hour	<ul style="list-style-type: none"> CAM1 (on flat roof of Government Staff Quarters)
	24-hour TSP	Once every six days	24 hours	<ul style="list-style-type: none"> CAM2 (on ground within TPSTW and just next to the Printing Centre of Hung Hing Printing Centre) CAM3 (on ground within TPSTW and just next to Talcon Industrial Ltd.)
Landfill Gas	Methane (v/v) Carbon Dioxide (v/v) Oxygen (v/v)	2 times per day	N/A	<p><u>The Locations where the excavation is 1m depth or more and within the 250m Consultation Zone of Shuen Wan Landfill</u></p> <ul style="list-style-type: none"> FC7B

(1) If construction works are extended to include works during the hours of 1900 – 0700, additional weekly impact monitoring shall be carried out during evening and night-time works.

**APPENDIX C
ACTION AND LIMIT LEVELS**

APPENDIX C – Action and Limit Levels**1-Hour TSP**

Location	Action Level, $\mu\text{g}/\text{m}^3$	Limit Level, $\mu\text{g}/\text{m}^3$
CAM1	315	500
CAM2	336	
CAM3	344	

24-Hour TSP

Location	Action Level, $\mu\text{g}/\text{m}^3$	Limit Level, $\mu\text{g}/\text{m}^3$
CAM1	171	260
CAM2	177	
CAM3	192	

Construction Noise

Time Period	Action Level	Limit Level
0700-1900 hrs on normal weekdays	When one documented complaint is received	75 dB(A)
0700-2300 hrs on holidays; and 1900-2300 hrs on all other days		70* dB(A)
2300-0700 hrs of next day		55* dB(A)

Notes:

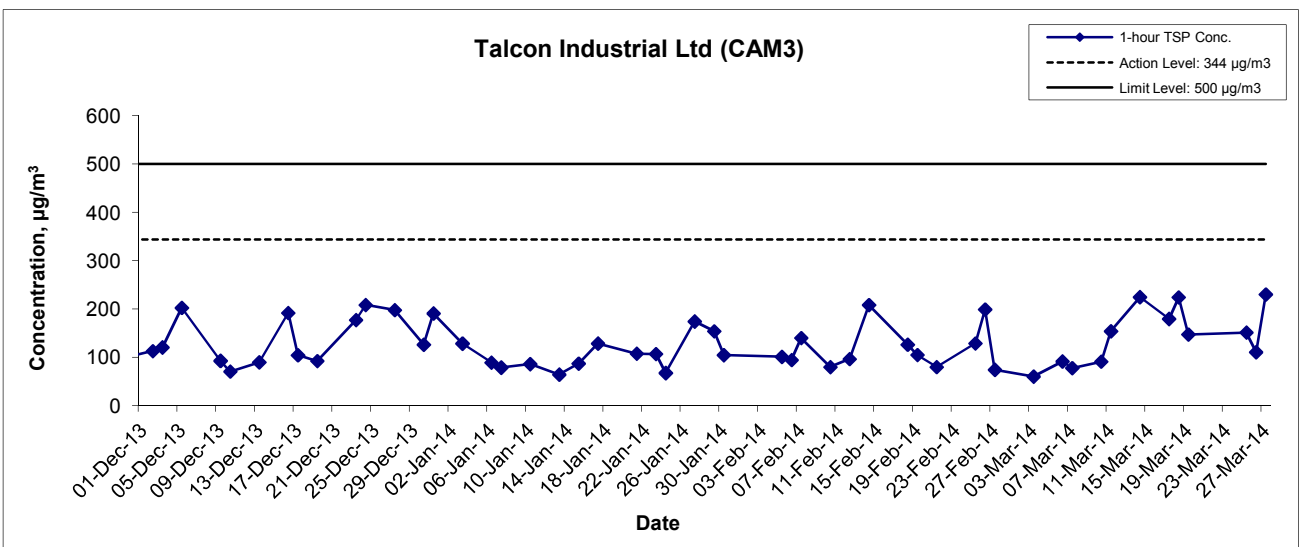
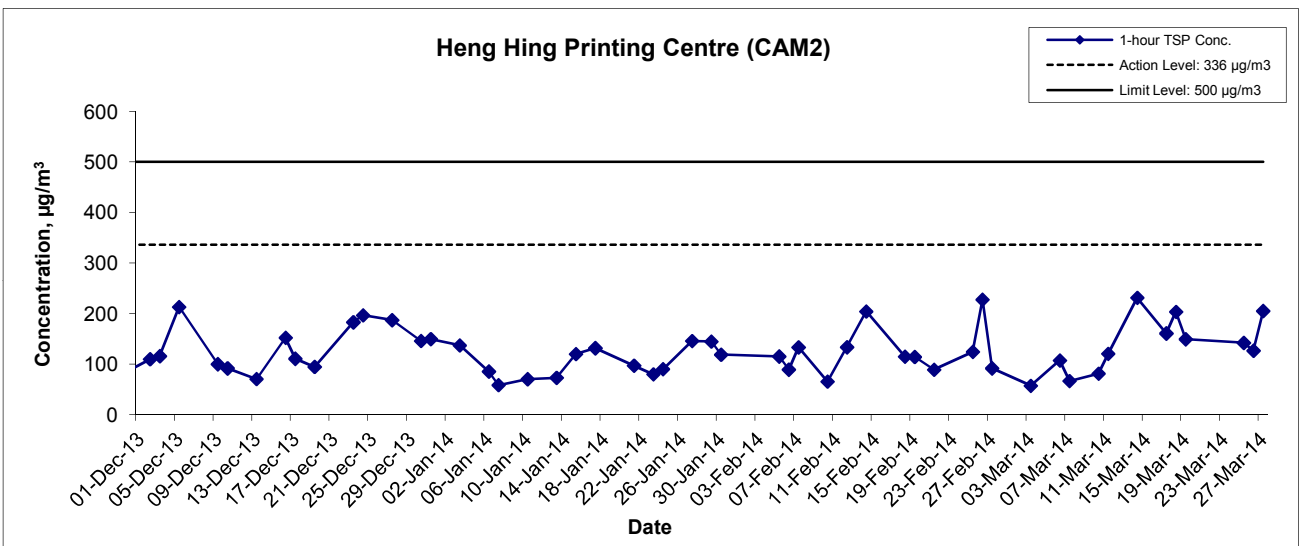
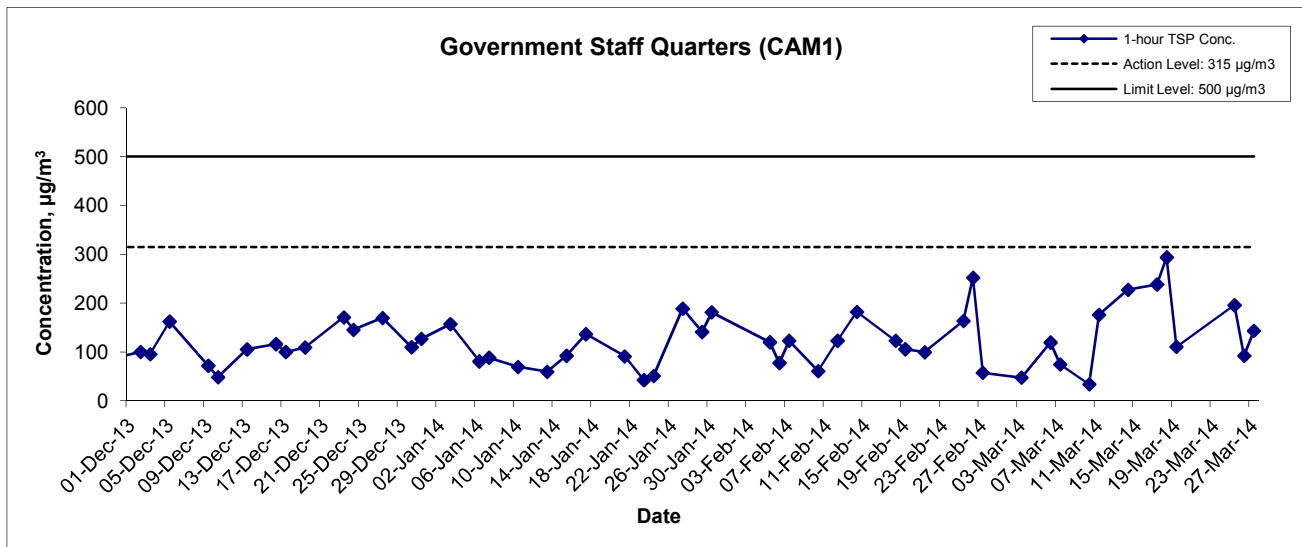
* The Area Sensitivity Rating for Station NM1 is taken as C, due to the nearby industrial area, according to Table 1 of EPD's Technical Memorandum on Noise from Construction Work other than Percussive Piling.

Landfill Gas

Parameter	Limit Level	Action
Oxygen	<19%	Ventilate to restore oxygen to >19%
	<18%	Stop works Evacuate personnel / prohibit entry Increase ventilation to restore oxygen to >19%
Methane	>10% LEL (i.e. >0.5% by volume)	Post “No Smoking” signs Prohibit hot works Ventilate to restore methane to <10% LEL
	>20% LEL (i.e. >1% by volume)	Stop works Evacuate personnel / prohibit entry Increase ventilation to restore methane to <10%
Carbon Dioxide	>0.5%	Ventilate to restore carbon dioxide to <0.5%
	>1.5%	Stop works Evacuate personnel / prohibit entry Increase ventilation to restore carbon dioxide to <0.5%

**APPENDIX D
GRAPHICAL PRESENTATION OF 1-
HOUR TSP MONITORING RESULTS**

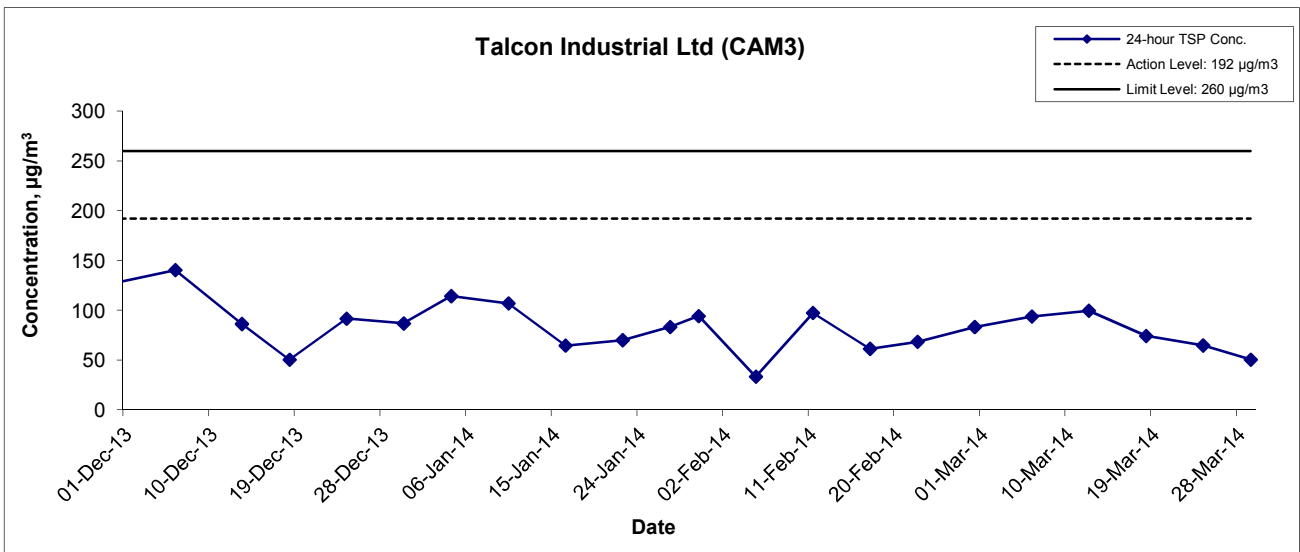
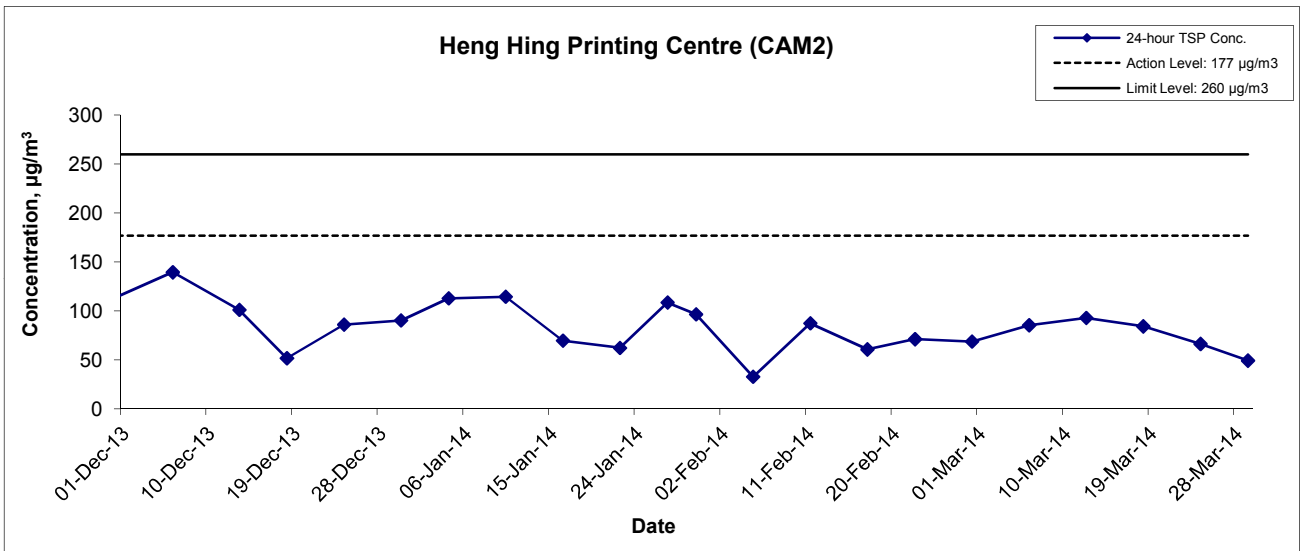
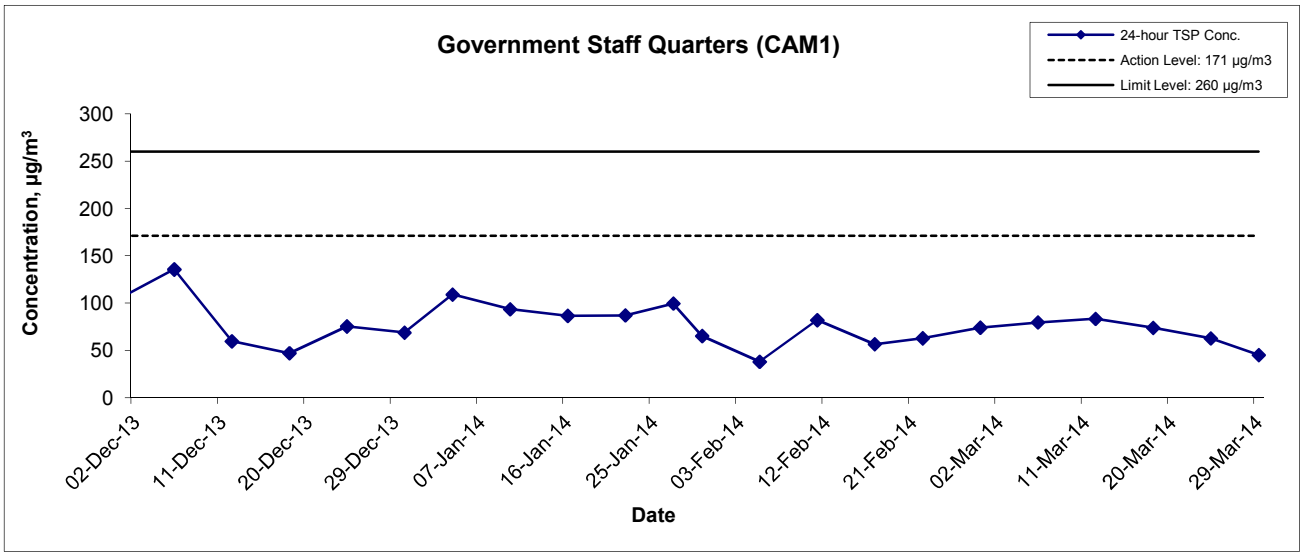
1-hr TSP Concentration Levels



Title	Contract No. DC/2009/09	Scale	Project No. MA0010	CINOTECH
	Construction of Tai Po Sewage Treatment Works - Stage V Phase II B	N.T.S		
Graphical Presentation of 1-hour TSP Impact Monitoring Results		Date	Appendix D	
		Mar 14		

**APPENDIX E
GRAPHICAL PRESENTATION OF 24-
HOUR TSP MONITORING RESULTS**

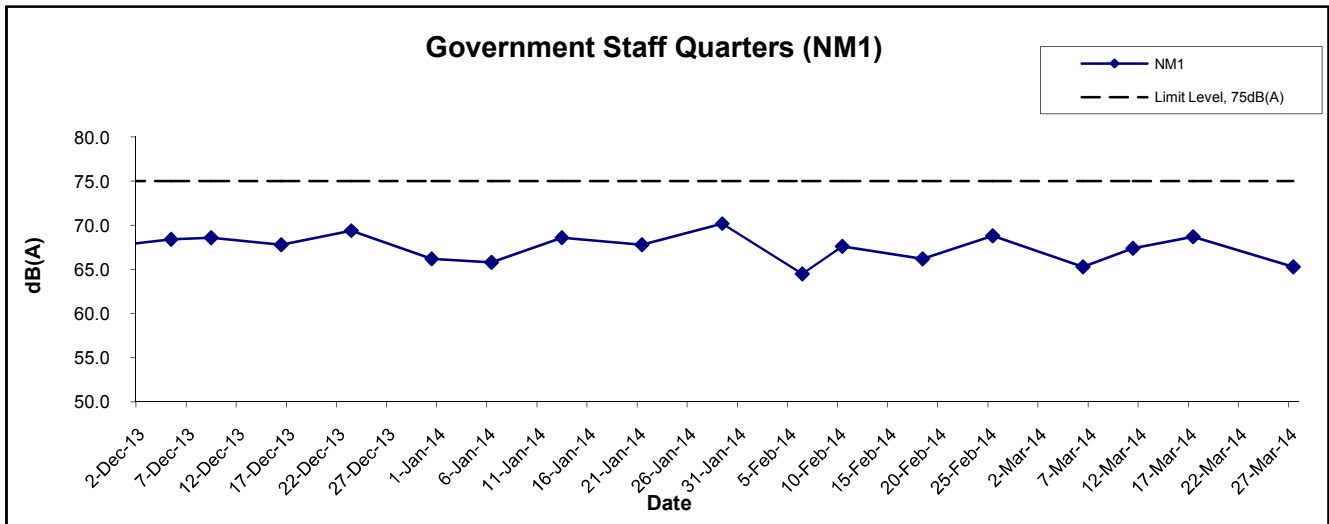
24-hr TSP Concentration Levels



Title Contract No. DC/2009/09 Construction of Tai Po Sewage Treatment Works - Stage V Phase II B Graphical Presentation of 24-hour TSP Impact Monitoring Results	Scale	Project No.		
		N.T.S		MA0010
	Date	Mar 14		Appendix E

**APPENDIX F
GRAPHICAL PRESENTATION OF
NOISE MONITORING RESULTS**

Noise Levels



Title
 Contract No. DC/2009/09
 Construction of Tai Po Sewage Treatment Works - Stage V Phase II B
 Graphical Presentation of Construction Noise Monitoring Results

Scale	N.T.S	Project No.	MA0010
Date	Mar 14	Appendix	F



**APPENDIX G
UPDATED ENVIRONMENTAL
MITIGATION IMPLEMENTATION
SCHEDULE**

**APPENDIX G – Updated Environmental Mitigation Implementation Schedule
(During Construction Phase)**

Type of Impact	Recommended Mitigation Measures	Status
<i>Air Quality</i>	Dust mitigation measures stipulated in <i>the Air Pollution Control (Construction Dust) Regulation</i> shall be incorporated to control dust emission. Notice shall be given to authority prior to commencing of work	√
<i>Noise</i>	Use of quiet PME	N/A
	Good Site Practice <ul style="list-style-type: none"> • Only well-maintained plant should be operated on-site and plant should be serviced regularly during the construction program; • Silencers or mufflers on construction equipment should be utilized and should be properly maintained during the construction program; • Mobile plant, if any, should be sited as far from NSRs as possible; • Machines and plant (such as trucks) that may be in intermittent use should be shut down between work periods or should be throttled down to a minimum; • Plant known to emit noise strongly in one direction should, wherever possible, be orientated so that the noise is directed away from the nearby NSRs; and • Material stockpiles and other structures should be effectively utilised, wherever practicable, in screening noise from on-site construction activities. 	√
<i>Water Quality</i>	The practices outlined in ProPECC PN 1/94 Construction Site Drainage should be adopted to minimize the potential water quality impacts from construction site runoff and various construction activities. The recommendation to install perimeter drains to collect site runoff and to properly treat the runoff by settlement tank/treatment system shall apply to all sites including those for mainlaying works. Minimum distances of 100 m should be maintained between the discharge points of construction site runoff and the existing WSD saltwater intake at Tai Po.	√
	A discharge licence needs to be applied from EPD for discharging effluent from the construction site. The discharge quality is required to meet the requirements specified in the discharge licence. All the runoff and wastewater generated from the works areas should be treated so that it satisfies with all the standards listed in the TM. Reuse and recycling of the treated effluent can minimize water consumption and reduce the effluent discharge volume. The beneficial uses of the treated effluent may include dust suppression, wheel washing and general cleaning. Monitoring of the discharge quality of treated effluent should be part of the Environmental Monitoring and Audit (EM&A) programme. Detailed effluent sampling programme for water quality control during construction phase should be submitted to EPD, AFCD and WSD for approval prior to commencement of the construction works.	√
	The construction programme should be properly planned to minimize soil excavation, if any, in rainy seasons. This prevents soil erosion from exposed soil surfaces. Any exposed soil surfaces should also be properly protected to minimize dust emission. In areas where a large amount of exposed soils exist, earth bunds or sand bags should be provided. Exposed stockpiles should be covered with tarpaulin or impervious sheets at all time. The stockpiles of materials should be placed in the locations away from any stream courses so as to avoid releasing materials into the water bodies. Final surfaces of earthworks should be compacted and protected by permanent work. It is suggested that haul roads should be paved with concrete and the temporary access roads are protected using crushed stone or gravel, wherever practicable. Wheel washing facilities should be provided at all site exits to ensure that earth, mud and debris would not be carried out of the works areas by vehicles.	√
	Good site practices should be adopted to clean the rubbish and litter on the construction sites so as to prevent the rubbish and litter from dropping into the nearby environment. It is recommended to clean the construction sites on a regular basis.	√

Type of Impact	Recommended Mitigation Measures	Status
	It is recommended to provide sufficient chemical toilets in the works areas. The toilet facilities should not be less than 30 m from any watercourse. A licensed waste collector should be deployed to clean the chemical toilets on a regular basis. The construction workers can also make use of the existing toilet facilities within the TPSTW as necessary.	√
	Notices should be posted at conspicuous locations to remind the workers not to discharge any sewage or wastewater into the nearby environment during the construction phase of the project. Implementation of environmental audit on the construction site can provide an effective control of any malpractices and can achieve continual improvement of environmental performance on site.	√
	It is required to register as a chemical waste producer if chemical wastes would be produced from the construction activities. The Waste Disposal Ordinance (Cap 354) and its subsidiary regulations in particular the Waste Disposal (Chemical Waste) (General) Regulation should be observed and complied with for control of chemical wastes.	√
	Any service shop and minor maintenance facilities should be located on hard standings within a bunded area, and sumps and oil interceptors should be provided. Maintenance of vehicles and equipment involving activities with potential for leakage and spillage should only be undertaken with the areas appropriately equipped to control these discharges.	√
	<p>Disposal of chemical wastes should be carried out in compliance with the Waste Disposal Ordinance. The Code of Practice on the Packaging, Labelling and Storage of Chemical Wastes published under the Waste Disposal Ordinance details the requirements to deal with chemical wastes. General requirements are given as follows:</p> <ul style="list-style-type: none"> • Suitable containers should be used to hold the chemical wastes to avoid leakage or spillage during storage, handling and transport • Chemical waste containers should be suitably labelled to notify and warn the personnel who are handling the wastes to avoid accidents. • Storage area should be selected at a safe location on site and adequate space should be allocated to the storage area. 	√
	Marine water quality monitoring should be carried out under emergency condition or during maintenance of the THEES tunnel to verify the findings of the water quality modelling. It is recommended that the maintenance of the THEES tunnel, if unavoidable, should be conducted during winter season or low flow periods and to avoid the “blooming” season of algae (normally from April to June) if practicable. Details of the monitoring requirements are specified in the EM&A Manual.	N/A

Type of Impact	Recommended Mitigation Measures	Status
Waste Management	<p>Good site practices during the construction activities include:</p> <ul style="list-style-type: none"> • Nomination of approved personnel, such as a site manager, to be responsible for good site practices, arrangements for collection and effective disposal to an appropriate facility, of all wastes generated at the site. • Training of site personnel in proper waste management and chemical waste handling procedures. • Provision of sufficient waste disposal points and regular collection for disposal. • Appropriate measures to minimise windblown litter and dust during transportation of waste by either covering trucks or by transporting wastes in enclosed containers. • Separation of chemical wastes for special handling and appropriate treatment at the Chemical Waste Treatment Facility. • Regular cleaning and maintenance programme for drainage systems, sumps and oil interceptors. • A Waste Management Plan shall be prepared and this WMP shall be submitted to the Engineer for approval. One may make reference to ETWB TCW No. 15/2003 for details. • In order to monitor the disposal of C&D materials at landfills and public filling areas, and to control fly tipping, a trip-ticket system shall be included as one of the contractual requirements and implemented by an Environmental Team undertaking the Environmental Monitoring and Audit work. One may make reference to WBTC No. 21/2002 for details. • A recording system for the amount of wastes generated, recycled and disposed (including the disposal sites) shall be proposed. 	√
	<p>Waste reduction is best achieved at the planning and design stage, as well as by ensuring the implementation of good site practices. Recommendations to achieve waste reduction include:</p> <ul style="list-style-type: none"> • Segregation and storage of different types of waste in different containers, skips or stockpiles to enhance reuse or recycling of materials and their proper disposal. • To encourage collection of aluminum cans by individual collectors, separate labelled bins shall be provided to segregate this waste from other general refuse generated by the work force. • Any unused chemicals or those with remaining functional capacity shall be recycled. • Maximize the use of reusable steel formwork to reduce the amount of C&D material. • Prior to disposal of C&D waste, it is recommended that wood, steel and other metals shall be separated for re-use and / or recycling to minimize the quantity of waste to be disposed of to landfill. • Proper storage and site practices to minimize the potential for damage or contamination of construction materials. • Plan and stock construction materials carefully to minimize amount of waste generated and avoid unnecessary generation of waste. • Minimize over ordering of concrete, mortars and cement grout by doing careful check before ordering 	√
	<p><i>General Refuse</i></p> <p>General refuse shall be stored in enclosed bins or compaction units separate from C&D material. A reputable waste collector shall be employed by the contractor to remove general refuse from the site, separately from C&D material. An enclosed and covered area is preferred to reduce the occurrence of 'wind blown' light material.</p>	√
	<p><i>Construction & Demolition (C&D) Material</i></p> <p>C&D material generated from the site formation and demolition works shall be sorted on-site into inert C&D material (i.e. public fill) and C&D waste. In order to minimise the impact resulting from collection and transportation of C&D material for off-site disposal, the excavated material comprising fill material shall be reused on-site as backfilling material as far as practicable. C&D waste, such as wood, plastic, steel and other metals shall be reused or recycled and, as a last resort, disposed of to landfill. A suitable area shall be designated within the site for temporary stockpiling of C&D material and to facilitate the sorting process.</p>	√

Type of Impact	Recommended Mitigation Measures	Status
	<p><i>Bentonite Slurry</i></p> <p>Bentonite slurries used in construction works should be reconditioned and reused wherever practicable. Residual used bentonite slurry should be disposed of from the site as soon as possible. The Contractor should explore alternative disposal outlets for the residual used bentonite slurry and disposal at landfill should be the last resort.</p>	N/A
Landfill Gas Hazard	<p>All personnel who work on the site and all visitors to the site should be aware of the possibility of ignition of gas in the vicinity of excavations. Safety notices should be displayed at prominent position around the site. Adequate fire extinguisher equipment and fire resistant clothing should be made available on site.</p>	√
	<p>Service runs within the consultation zone should be designated as “special routes” and utilities companies should be informed of this and should implement precautionary measures.</p>	√
	<p>Precautionary measures to minimize landfill gas hazard during excavation:</p> <ul style="list-style-type: none"> • No smoking or burning shall be allowed • No worker shall work alone at any time in the confined space or any excavation trenches • Construction equipment shall be equipped with a vertical exhaust at least 0.6 m above ground level and /or with a park arrestors • Electrical motors and electrical extension cords shall be explosive-proof or intrinsically safe • Permit to Work procedures to be adopted for welding, flame cutting or other hot works in trenches or confined spaces • Forced ventilation if working in a trench deeper than 1 m • Close all valves immediately after piping assembly or conduiting construction. For the large diameter pipes, pipe end shall be capped on one side. Forced ventilation shall also be provided before commissioning of the pipeline and staff entering and working in it • Routine monitoring shall be conducted in all excavations to ensure the works area to be free of landfill gas before any man enters the area. • Landfill gas precautionary measures involved with excavation and piping works shall be included in the Safety Plan • Monitoring shall be conducted at the cracks on the ground floor during ground-works construction 	√
	<p>Where there are any temporary site offices, or any other buildings which have enclosed spaces with the capacity to accumulate landfill gas, then they should either:</p> <ul style="list-style-type: none"> • be located on an area which has been proven to be free of landfill gas (by survey with portable gas detectors) and monitored manually by the Safety Officer or an approved wand appropriately qualified person to ensure that hazardous concentration of landfill gas does not occur; or • be raised clear of the ground. If buildings are raised clear of the ground, a minimum, clear separation (as measured from the highest point on the ground surface to the underside of lowest floor joist) should be 500mm 	√

Note:

√ – Compliance of mitigation measures

X – Non-compliance of mitigation measures

N/A – Not applicable

**APPENDIX H
SUMMARY OF ENVIRONMENTAL
LICENSING AND PERMIT STATUS**

APPENDIX H – Summary of Environmental Licensing and Permit Status

Permit / License No.	Valid Period		Details	Status
	From	To		
Environmental Permit (EP)				
EP-265/2007	22/3/2007	N/A	<u>Expansion and upgrading of existing Tai Po Sewage Treatment Works from 100,000 m³/day to 130,000 m³/day:</u> (a) additional secondary treatment process units(1 primary clarified; 3 bioreactors and 2 final clarifiers); (b) reconstruction of 4 existing final clarified; (c) provision of ultraviolet disinfection facilities; (d) additional sludge treatment facilities; and (e) ancillary works to existing treatment facilities.	Valid
Construction Noise Permit (CNP)				
GW-RN0614-12	01/01/13	30/06/13	Use of powered mechanical equipment for carrying out construction work at 7 Dai Kwai Street, Tai Po Industrial Estate, Tai Po, N.T. during 0000 – 2400 hours on general holidays (including Sundays), 0000 – 0700 hours and 1900 – 2400 hours on any day not being a general holiday.	Expired
GW-RN0376-13	01/07/13	31/12/13	Use of powered mechanical equipment for carrying out construction work at 7 Dai Kwai Street, Tai Po Industrial Estate, Tai Po, N.T. during 0000 – 2400 hours on general holidays (including Sundays), 0000 – 0700 hours and 1900 – 2400 hours on any day not being a general holiday.	Expired
GW-RN0790-13	01/01/14	30/06/14	Use of powered mechanical equipment for carrying out construction work at 7 Dai Kwai Street, Tai Po Industrial Estate, Tai Po, N.T. during 0000 – 2400 hours on general holidays (including Sundays), 0000 – 0700 hours and 1900 – 2400 hours on any day not being a general holiday.	Valid
Discharge Licence				
WT00007782-2010	25/10/10	31/10/15	Discharge of industrial trade effluent: <i>Water Control Zone:</i> Tolo Harbour and Channel <i>Discharge Points:</i> Communal drain for the carriage of surface drainage water	Valid
Waste Disposal (Chemical Waste)				
WPN : 5213-727-C2397-16	09/7/10	End of Project	Disposal of Chemical Waste including spent oil, lubricating oil, diesel oil and methanol, surplus paint, thinner	Valid

**APPENDIX I
WASTE GENERATION IN THE
REPORTING QUARTER**

Name of Department: DSD

Contract No.: DC/2009/09

(Notes: The following Waste Flow Table should be used for contracts either not included under the Pay for Safety and Environment Scheme or exempted from the full requirement for environmental management)

Waste Flow Table

Month	Actual Quantities of Inert C&D Materials Generated Monthly						Actual Quantities of C&D Wastes Generated Monthly				
	Total Quantity Generated	Broken Concrete (see Note 3)	Reused in the Contract	Reused in other Projects	Disposed as Public Fill	Imported Fill	Metals	Paper/ cardboard packaging	Plastic (see Note 2)	Chemical Waste	Others, e.g. general refuse
	(in '000m ³)	(in '000m ³)	(in '000m ³)	(in '000m ³)	(in '000m ³)	(in '000m ³)	(in '000kg)	(in '000kg)	(in '000kg)	(in '000kg)	(in '000m ³)
Jan	0.57	0	0	0	0.57	0	0.6	0	0	0	0.01
Feb	0.14	0	0	0	0.14	0	0	0	0	0	0.04
Mar	0.71	0	0	0	0.71	0	0	0	0	0	0.03
Apr											
May											
June											
Sub-total	1.42	0	0	0	1.42	0	0.6	0	0	0	0.08
July											
Aug											
Sept											
Oct											
Nov											
Dec											
Total											

- Notes:
- (1) The waste flow table shall also include C&D materials that are specified in the Contract to be imported for use at the Site.
 - (2) Plastics refer to plastic bottles/containers, plastic sheets/foam from packaging material.
 - (3) Broken concrete for recycling into aggregates.

APPENDIX J
SUMMARY OF EXCEEDANCE

APPENDIX J – SUMMARY OF EXCEEDANCE

Reporting Period: January to March 2014

a) Exceedance Report for 1-hr TSP (NIL)

b) Exceedance Report for 24-hr TSP (NIL)

c) Exceedance Report for Construction Noise (NIL)

d) Exceedance Report for Landfill Gas (NIL)

**APPENDIX K
COMPLAINT LOG**

APPENDIX K – COMPLAINT LOG**Reporting Period:** January to March 2014

Log Ref.	Location	Received Date	Details of Complaint	Investigation/Mitigation Action	Status
N/A	N/A	N/A	N/A	N/A	N/A

Remarks: No environmental complaint was received in the reporting period.