



JOB No.: TCS00975/18

**CEDD CONTRACT AGREEMENT NO. EDO/04/2018 -
ENVIRONMENTAL TEAM FOR CROSS BAY LINK, TSEUNG
KWAN O**

**MONTHLY ENVIRONMENTAL MONITORING & AUDITING
REPORT OF THE PROJECT – MAY 2020**

**PREPARED FOR
CIVIL ENGINEERING AND DEVELOPMENT DEPARTMENT
(CEDD)**

Date	Reference No.	Prepared By	Certified By
12 June 2020	TCS00975/18/600/R0399v3	 Martin Li (Environmental Consultant)	 Tam Tak Wing (Environmental Team Leader)

Version	Date	Remarks
1	5 June 2020	First Submission
2	8 June 2020	Amended against IEC's comments
3	12 June 2020	Amended against IEC's comments



Acuity Sustainability Consulting Limited –
Nature & Technologies (HK) Limited Joint Venture



Our ref: ASCL-2018009

AECOM Asia Company Limited
8/F., Grand Central Plaza, Tower 2
138 Shatin Rural Committee Road
Shatin, New Territories, Hong Kong

Attention: Mr. Conrad NG

12 June 2020

Dear Sir,

Contract No. NE/2017/07 & NE/2017/08
Cross Bay Link, Tseung Kwan O
Monthly EM&A Report for May 2020

I refer to the email of the ET concerning the Monthly EM&A Report for May 2020 (Version 3) with Ref. No. TCS00975/18/600/R0399v3. We have no adverse comment on it and verify the captioned according to section 1.9 of Environmental Permit with No. EP-459-2013.

Yours faithfully,

A handwritten signature in black ink, appearing to be 'Li Wai Ming Kevin'.

Li Wai Ming Kevin
Independent Environmental Checker

cc. Mr. T.W. TAM (ETL)
Ms. Sheri S.Y. LEUNG (CEDD)

EXECUTIVE SUMMARY

- ES01 Civil Engineering and Development Department (hereafter referred as “CEDD”) is the Project Proponent and the Permit Holder of the Project Cross Bay Link, Tseung Kwan O (hereinafter referred as “the Project”) which is a Designated Project to be implemented under Environmental Permit number EP-459/2013 (hereinafter referred as “the EP-459/2013” or “the EP”).
- ES02 AUES was awarded the CEDD Contract Agreement No. EDO/04/2018 - Environmental Team for Cross Bay Link, Tseung Kwan O (hereinafter called “the Service Contract”). The Services under the Service Contract is to provide environmental monitoring and audit (EM&A) services for the Works Contracts pursuant to the requirement of Environmental Team (ET) under the Approved EM&A Manual to ensure that the environmental performance of the Works Contracts comply with the requirement specified in the EM&A Manual and EIA Report of Agreement No. CE 43/2008 (HY) Cross Bay Link, Tseung Kwan O - Investigation and other relevant statutory requirements.
- ES03 To facilitate management, the proposed Works of the project was divided into two Civil Engineering and Development Department (CEDD) Works contracts included *Contract 1 (Contract No. NE/2017/07)* and *Contract 2 (Contract No. NE/2017/08)*. The date for commencement of Contract 1 was **3rd December 2018** while the date for commencement of Contract 2 was **17th January 2019**.
- ES04 According to the Approved Environmental Monitoring & Audit (EM&A) Manual, air quality, noise and water quality monitoring are required to be conducted during the construction phase of the Project. As part of the EM&A programme, baseline monitoring shall undertake before the Project construction work commencement to determine the ambient environment condition. The baseline air quality, background noise and water quality monitoring has been carried out between **21st September 2018** and **13th November 2018** at the designated and interim locations. The baseline monitoring report under the EP-459/2013 has been compiled by the ET and verified by Independent Environmental Checker (hereinafter the “IEC”) prior submitted to EPD on **19th November 2018** for endorsement.
- ES05 This is the **18th** Monthly EM&A report presenting the monitoring results and inspection findings for the reporting period from **1st to 31st May 2020** (hereinafter ‘the Reporting Period’).

CONSTRUCTION WORKS CONDUCTED AT THE REPORTING MONTH

- ES06 The major construction activities of Contract 1 (Contract No. NE/2017/07) undertaken in this Reporting Period are:-
- Precast shell Installation at Portion II
 - 1st and 2nd Stage of Pile caps concreting work at Portion II
 - Fabrication of bottom deck panels, top deck panels and diaphragm panels at Portion II
 - Fabrication of arch panel at Portion II
 - ABWF work at Portion V
 - E&M installation at Portion V
- ES07 The major construction activities of Contract 2 (Contract No. NE/2017/08) undertaken in this Reporting Period are:-
- Pre-bored Socket H-Pile (Portion VI)
 - Excavation (Portion VI)
 - Sheet Piling (Portion VI)
 - Drainage Installation (Portion VI)
 - Footing construction(Portion VI)
 - Excavation & RC works (Superstructure) (Portion III)
 - Desilting works at 1800 drain pipe(Portion III)
 - Trimming Bored pile head (Portion VI)

ENVIRONMENTAL MONITORING AND AUDIT ACTIVITIES

ES08 Environmental monitoring activities under the EM&A program in this Reporting Period are summarized in the following table.

Table ES-4 Summary Environmental Monitoring Activities Undertaken in the Reporting Period

Issues	Environmental Monitoring Parameters / Inspection		Sessions
Air Quality	1-Hour TSP		18
	24-Hr TSP		5
Construction Noise	Leq (30min) Daytime		8
	Leq (5min) Evening ^(Note 1)		4
Water Quality	Marine Water Sampling ^{(Note 2) (Note 3)}		0
Inspection / Audit	Contract 1	ET Regular Environmental Site Inspection	4
		Joint site audit with Project Consultant and IEC	1
	Contract 2	ET Regular Environmental Site Inspection	4
		Joint site audit with Project Consultant and IEC	1

Note 1 Total sessions are counted by every 3 consecutive Leq5min

Note 2 Total sessions are counted by monitoring days

Note 3 Since the marine construction works that requires marine water quality monitoring as stated in the EM&A Manual were completed, the impact water quality monitoring was ceased with effect from 1 May 2020.

BREACH OF ACTION AND LIMIT (A/L) LEVELS

ES09 No air quality monitoring exceedance was recorded in this Reporting Period. One (1) of evening construction noise action level and three (3) sessions of evening construction noise monitoring limit level exceedances were recorded in this Reporting Period. NOEs were issued to notify EPD, IEC, the Contractor and the Project Consultant. The statistics of environmental exceedance and investigation of exceedance are summarized in the following table.

Table ES-5 Summary Environmental Monitoring Parameter Exceedance in the Reporting Period

Environmental Issues	Monitoring Parameters	Action Level	Limit Level	Event & Action	
				Investigation Results	Corrective Actions
Air Quality	1-Hour TSP	0	0	--	--
	24-Hr TSP	0	0	--	--
Construction Noise	Leq _{30min} Daytime	0	0	--	--
	Leq _{5min} Evening	1	3	Not project related	NA
Water Quality (Marine Water)	DO	0	0	--	--
	Turbidity	0	0	--	--
	SS	0	0	--	--

ES10 For the evening construction noise monitoring, three (3) exceedances were recorded in the reporting period. Investigations were carried out and it was considered that the exceedances recorded are unlikely caused by the Project.

ENVIRONMENTAL COMPLAINT

ES11 One (1) environmental complaint was recorded in this Reporting Period for the Project. The statistics of environmental complaint are summarized in the following table.

Table ES-6 Summary Environmental Complaint Records in the Reporting Period

Reporting Period	Contract	Environmental Complaint Statistics			Related with the Works Contract(s)
		Frequency	Cumulative	Complaint Nature	
1 – 31 May 2020	1	1	5	NA	NA
	2	0	3	NA	NA

NOTIFICATION OF SUMMONS AND SUCCESSFUL PROSECUTIONS

ES12 No environmental summons or prosecutions was received in this Reporting Period for the Project. The statistics of environmental summons or prosecutions are summarized in the following tables.

Table ES-7 Summary Environmental Summons Records in the Reporting Period

Reporting Period	Contract	Environmental Summons Statistics			Related with the Works Contract(s)
		Frequency	Cumulative	Complaint Nature	
1 – 31 May 2020	1	0	0	NA	NA
	2	0	0	NA	NA

Table ES-8 Summary Environmental Prosecutions Records in the Reporting Period

Reporting Period	Contract	Environmental Prosecution Statistics			Related with the Works Contract(s)
		Frequency	Cumulative	Complaint Nature	
1 – 31 May 2020	1	0	0	NA	NA
	2	0	0	NA	NA

REPORTING CHANGE

ES13 There is no reporting change made for this monthly report.

SITE INSPECTION BY EXTERNAL PARTIES

ES14 No site inspection was undertaken by AFCD within the Reporting Period. EPD inspection was undertaken on 11, 13 and 28 May 2020.

FUTURE KEY ISSUES

ES15 Due to wet season has begun in Hong Kong, the Contractor was reminded that all the works being undertaken must fulfill environmental statutory requirements and to paid attention to water quality mitigation measures to prevent surface runoff into nearby water bodies or public areas.

ES16 Construction noise would be the key environmental issue as Lohas Park Phase 4 was already available for resident occupation. The noise mitigation measures such as use of quiet plants and installation of temporary noise barrier at the construction noise predominate area should be fully implemented in accordance with the EM&A requirement.

Table of Contents

1. INTRODUCTION	3
1.1 PROJECT BACKGROUND	3
1.2 REPORT STRUCTURE	3
2. PROJECT ORGANIZATION AND CONSTRUCTION PROGRESS AND SUBMISSION	5
2.1 PROJECT ORGANIZATION	5
2.2 CONSTRUCTION PROGRESS	6
2.3 SUMMARY OF ENVIRONMENTAL SUBMISSIONS	7
3. SUMMARY OF ENVIRONMENTAL MONITORING PROGRAMMES AND REQUIREMENTS	9
3.1 GENERAL	9
3.2 MONITORING PARAMETERS	9
3.3 MONITORING LOCATIONS	9
3.4 MONITORING FREQUENCY AND PERIOD	10
3.5 MONITORING EQUIPMENT	11
3.6 MONITORING PROCEDURES	12
3.7 DETERMINATION OF ACTION/LIMIT (A/L) LEVELS	15
3.8 DATA MANAGEMENT AND DATA QA/QC CONTROL	17
4. AIR QUALITY MONITORING	18
4.1 GENERAL	18
4.2 RESULTS OF AIR QUALITY MONITORING IN THE REPORTING MONTH	18
5. CONSTRUCTION NOISE MONITORING	19
5.1 GENERAL	19
5.2 RESULTS OF NOISE MONITORING	19
6. WATER QUALITY MONITORING	21
6.1 GENERAL	21
7. WASTE MANAGEMENT	22
7.1 GENERAL WASTE MANAGEMENT	22
7.2 RECORDS OF WASTE QUANTITIES	22
8. SITE INSPECTION	23
8.1 REQUIREMENTS	23
8.2 FINDINGS / DEFICIENCIES DURING THE REPORTING MONTH	23
8.3 IMPLEMENTATION STATUS OF SURFACE RUNOFF MITIGATION MEASURES DURING THE REPORTING MONTH	24
9. LANDFILL GAS MONITORING	25
9.1 GENERAL REQUIREMENT	25
9.2 LIMIT LEVELS AND EVENT AND ACTION PLAN	25
9.3 LANDFILL GAS MONITORING	25
10. ENVIRONMENTAL COMPLAINT AND NON-COMPLIANCE	27
10.1 ENVIRONMENTAL COMPLAINT, SUMMONS AND PROSECUTION	27
11. IMPLEMENTATION STATUS OF MITIGATION MEASURES	28
11.1 GENERAL REQUIREMENTS	28
11.2 TENTATIVE CONSTRUCTION ACTIVITIES IN THE COMING MONTH	28
11.3 IMPACT FORECAST	29
12. CONCLUSIONS AND RECOMMENDATIONS	30
12.1 CONCLUSIONS	30
12.2 RECOMMENDATIONS	30

LIST OF TABLES

TABLE 2-1	DOCUMENTS SUBMISSION UNDER ENVIRONMENTAL PERMIT REQUIREMENT
TABLE 2-2	STATUS OF ENVIRONMENTAL LICENSES AND PERMITS OF THE PROJECT WORKS (CONTRACT 1)
TABLE 2-3	STATUS OF ENVIRONMENTAL LICENSES AND PERMITS OF THE PROJECT WORKS (CONTRACT 2)
TABLE 3-1	SUMMARY OF EM&A REQUIREMENTS
TABLE 3-2	DESIGNATED AIR QUALITY MONITORING LOCATION RECOMMENDED IN EM&A MANUAL
TABLE 3-3	DESIGNATED CONSTRUCTION NOISE MONITORING LOCATION RECOMMENDED IN EM&A MANUAL
TABLE 3-4	DESIGNATED AND INTERIM ALTERNATIVE LOCATION FOR AIR QUALITY AND NOISE MONITORING IN THE REPORTING PERIOD
TABLE 3-5	LOCATION OF WATER QUALITY MONITORING STATION
TABLE 3-6	AIR QUALITY MONITORING EQUIPMENT
TABLE 3-7	CONSTRUCTION NOISE MONITORING EQUIPMENT
TABLE 3-8	WATER MONITORING EQUIPMENT
TABLE 3-9	TESTING METHOD AND REPORTING LIMIT OF THE CHEMICAL ANALYSIS
TABLE 3-10	ACTION AND LIMIT LEVELS FOR AIR QUALITY
TABLE 3-11	ACTION AND LIMIT LEVELS FOR CONSTRUCTION NOISE
TABLE 3-12	ACTION AND LIMIT LEVELS FOR WATER QUALITY
TABLE 4-1	1-HOUR AND 24-HOUR TSP AIR QUALITY IMPACT MONITORING RESULTS
TABLE 5-1	DAYTIME CONSTRUCTION NOISE IMPACT MONITORING RESULTS AT CNMS-1
TABLE 5-2	DAYTIME CONSTRUCTION NOISE IMPACT MONITORING RESULTS AT CNMS-5
TABLE 5-3	EVENING CONSTRUCTION NOISE IMPACT MONITORING RESULTS AT CNMS-1
TABLE 5-4	EVENING CONSTRUCTION NOISE IMPACT MONITORING RESULTS AT CNMS-5
TABLE 7-1	SUMMARY OF QUANTITIES OF INERT C&D MATERIALS
TABLE 7-2	SUMMARY OF QUANTITIES OF C&D WASTES
TABLE 8-1	SITE OBSERVATIONS OF CONTRACT 1
TABLE 8-2	SITE OBSERVATIONS OF CONTRACT 1
TABLE 9-1	ACTIONS IN THE EVENT OF LANDFILL GAS BEING DETECTED IN EXCAVATIONS
TABLE 9-2	SUMMARY OF LANDFILL GAS MEASUREMENT RESULTS
TABLE 10-1	STATISTICAL SUMMARY OF ENVIRONMENTAL COMPLAINTS
TABLE 10-2	STATISTICAL SUMMARY OF ENVIRONMENTAL SUMMONS
TABLE 10-3	STATISTICAL SUMMARY OF ENVIRONMENTAL PROSECUTION
TABLE 11-1	ENVIRONMENTAL MITIGATION MEASURES IN THE REPORTING MONTH

LIST OF APPENDICES

APPENDIX A	PROJECT LAYOUT PLAN
APPENDIX B	PROJECT ORGANIZATION CHART & CONTACT DETAILS OF KEY PERSONNEL
APPENDIX C	3-MONTH ROLLING CONSTRUCTION PROGRAM
APPENDIX D	MONITORING LOCATION (AIR QUALITY, NOISE AND WATER QUALITY)
APPENDIX E	EVENT AND ACTION PLAN
APPENDIX F	IMPACT MONITORING SCHEDULE OF THE REPORTING MONTH AND COMING MONTH
APPENDIX G	CALIBRATION CERTIFICATES OF EQUIPMENT AND THE ACCREDITATION LABORATORY CERTIFICATE
APPENDIX H	DATABASE OF MONITORING RESULTS
APPENDIX I	GRAPHICAL PLOTS OF MONITORING RESULTS
APPENDIX J	METEOROLOGICAL DATA
APPENDIX K	WASTE FLOW TABLE
APPENDIX L	IMPLEMENTATION RECORD OF WATER MITIGATION MEASURES IN THE REPORTING MONTH
APPENDIX M	IMPLEMENTATION SCHEDULE FOR ENVIRONMENTAL MITIGATION MEASURES (ISEMM)

1. INTRODUCTION

1.1 PROJECT BACKGROUND

1.1.1 Civil Engineering and Development Department (hereafter referred as “CEDD”) is the Project Proponent and the Permit Holder of the Project Cross Bay Link, Tseung Kwan O (hereinafter referred as “the Project”) which is a Designated Project to be implemented under Environmental Permit number EP-459/2013 (hereinafter referred as “the EP-459/2013” or “the EP”).

1.1.2 AUES was awarded the CEDD Contract Agreement No. EDO/04/2018 - Environmental Team for Cross Bay Link, Tseung Kwan O (hereinafter called “the Service Contract”). The Services under the Service Contract is to provide environmental monitoring and audit (EM&A) services for the Works Contracts pursuant to the requirement of Environmental Team (ET) under the Approved EM&A Manual to ensure that the environmental performance of the Works Contracts comply with the requirement specified in the EM&A Manual and EIA Report of Agreement No. CE 43/2008 (HY) Cross Bay Link, Tseung Kwan O - Investigation and other relevant statutory requirements.

1.1.3 To facilitate management, the proposed Works of *Cross Bay Link, Tseung Kwan O* (hereinafter called “the Project”) was divided into two Civil Engineering and Development Department (CEDD) Works contracts included *Contract 1 (Contract No. NE/2017/07)* and *Contract 2 (Contract No. NE/2017/08)*. The details of each contract Works are summarized below and the delineation of each contract is shown in [Appendix A](#).

Contract 1 (Contract No. NE/2017/07)

- (i) 400m section of marine viaducts of steel deck sections including the Eternal Arch Bridge;
- (ii) 600m section of marine viaducts of concrete deck sections;
- (iii) An E&M Plantroom and associated building services; and
- (iv) E&M provisions.

Contract 2 (Contract No. NE/2017/08)

- (i) Elevated deck structures along Road D9;
- (ii) A 210m section of cycle track and footpath ramp bridge;
- (iii) A 630m section of noise semi-enclosure covering the entire length of Road D9, and;
- (iv) Lift, staircase, modification of existing seawall along Road D9, landscaping and miscellaneous works.

1.1.4 The date for commencement of Contract 1 is **3rd December 2018** while the date for commencement of Contract 2 is **17th January 2019**.

1.1.5 As part of the EM&A programme, baseline monitoring shall be undertaken before the Project construction work commencement to determine the ambient environmental condition. The baseline air quality, background noise and water quality monitoring has been carried out between **21st September 2018** and **13th November 2018** at the designated and interim locations. The baseline monitoring report under the EP-459/2013 has been compiled by the ET and verified by Independent Environmental Checker (hereinafter the “IEC”) prior submitted to EPD on **19th November 2018** for endorsement.

1.1.6 This is the **18th** Monthly EM&A report presenting the monitoring results and inspection findings for the reporting period from **1st** to **31st May 2020** (hereinafter ‘the Reporting Period’).

1.2 REPORT STRUCTURE

1.2.1 The Environmental Monitoring and Audit (EM&A) Monthly Report is structured into the following sections:-

- Section 1** Introduction
- Section 2** Project Organization and Construction Progress
- Section 3** Summary of Impact Monitoring Requirements
- Section 4** Air Quality Monitoring
- Section 5** Construction Noise Monitoring

<i>Section 6</i>	<i>Water Quality Monitoring</i>
<i>Section 7</i>	<i>Waste Management</i>
<i>Section 8</i>	<i>Site Inspections</i>
<i>Section 9</i>	<i>Landfill Gas Monitoring</i>
<i>Section 10</i>	<i>Environmental Complaints and Non-Compliance</i>
<i>Section 11</i>	<i>Implementation Status of Mitigation Measures</i>
<i>Section 12</i>	<i>Conclusions and Recommendations</i>

2. PROJECT ORGANIZATION AND CONSTRUCTION PROGRESS AND SUBMISSION

2.1 PROJECT ORGANIZATION

2.1.1 The project organization is shown in [Appendix B](#). The responsibilities of respective parties are:

The Project Consultant

2.1.2 The Project Consultant (hereinafter “the Consultant”) is responsible for overseeing the construction works and for ensuring that the works are undertaken by the Contractor in accordance with the specification and contract requirements. The duties and responsibilities of the Consultant with respect to EM&A are:

- Monitor the Contractors’ compliance with contract specifications, including the implementation and operation of the environmental mitigation measures and their effectiveness
- Monitor Contractors’, ET’s and IEC’s compliance with the requirements in the Environmental Permit (EP) and EM&A Manual
- Facilitate ET’s implementation of the EM&A programme
- Participate in joint site inspection by the ET and IEC
- Oversee the implementation of the agreed Event / Action Plan in the event of any exceedance
- Adhere to the procedures for carrying out complaint investigation

The Contractor(s) of Works Contract(s)

2.1.3 There will be one contractor for each individual works contract. The Contractor(s) should report to the Consultant. The duties and responsibilities of the Contractor are:

- Comply with the relevant contract conditions and specifications on environmental protection
- Participate in the site inspections by the ET and IEC, and undertake any corrective actions
- Provide information / advice to the ET regarding works programme and activities which may contribute to the generation of adverse environmental impacts
- Submit proposals on mitigation measures in case of exceedances of Action and Limit levels in accordance with the Event / Action Plans
- Implement measures to reduce impact where Action and Limit levels are exceeded
- Adhere to the procedures for carrying out complaint investigation

Environmental Team (ET)

2.1.4 ET shall not be in any way an associated body of the Contractor(s) and employed by the Permit Holder (i.e., CEDD) to conduct the EM&A programme. The ET should be managed by the ET Leader. The ET Leader shall be a person who has at least 7 years’ experience in EM&A and has relevant professional qualifications. Suitable qualified staff should be included in the ET, and resources for the implementation of the EM&A programme should be allocated in time under the Contract(s), to enable fulfillment of the Project’s EM&A requirements as specified in the EM&A Manual during construction of the Project. ET shall report to the Project Proponent and the duties shall include:

- Conduct baseline monitoring, impact monitoring and post-construction monitoring and the associated in-situ and laboratory tests to monitor various environmental parameters as required in the EM&A Manual and the EP
- Analyze the environmental monitoring and audit data, review the success of EM&A programme and the adequacy of mitigation measures implemented, confirm the validity of the EIA predictions and identify any adverse environmental impacts arising
- Carry out regular site inspection to investigate and audit the Contractors’ site practice, equipment/plant and work methodologies with respect to pollution control and environmental mitigation, and effect proactive action to pre-empt problems
- Monitor compliance with conditions in the EP, environmental protection, pollution prevention and control regulations and contract specifications

- Audit environmental conditions on site
- Report on the environmental monitoring and audit results to EPD, the Consultant, the IEC and Contractor(s) or their delegated representatives
- Recommend suitable mitigation measures to the Contractor in the case of exceedance of Action and Limit levels in accordance with the Event and Action Plans
- Liaise with the IEC on all environmental performance matters and timely submit all relevant EM&A proforma for approval by IEC
- Advise the Contractor(s) on environmental improvement, awareness, enhancement measures etc., on site
- Adhere to the procedures for carrying out complaint investigation
- Set up a dedicated web site where the project information, all environmental monitoring and audit data and reports described in Condition 5.2 of the EP, and all finalized submissions and plans required under the EP are to be placed for public inspection
- Upload the environmental monitoring results to the dedicated web site in accordance with requirements of the EP and EM&A Manual
- To carry out the Operational Phase Landfill Gas monitoring during effluent drainage system maintenance for one year

Independent Environmental Checker (IEC)

2.1.5 IEC will be employed for this Project. The Independent Environmental Checker (IEC) should not be in any way an associated body of the Contractor(s) or the ET for the Project. The IEC should be employed by the Permit Holder (i.e., CEDD) prior to the commencement of the construction of the Project. The IEC should have at least 7 years' experience in EM&A and have relevant professional qualifications. The duty of IEC should be:

- Provide proactive advice to the Project Consultant and the Project Proponent on EM&A matters related to the project, independent from the management of construction works, but empowered to audit the environmental performance of construction
- Review and audit all aspects of the EM&A programme implemented by the ET
- Review and verify the monitoring data and all submissions in connection with the EP and EM&A Manual submitted by the ET
- Arrange and conduct regular, at least monthly site inspections of the works during construction phase, and ad hoc inspections if significant environmental problems are identified
- Check compliance with the agreed Event / Action Plan in the event of any exceedance
- Check compliance with the procedures for carrying out complaint investigation
- Check the effectiveness of corrective measures
- Feedback audit results to ET by signing off relevant EM&A proforma
- Check that the mitigation measures are effectively implemented
- Report the works conducted, the findings, recommendation and improvement of the site inspections, after reviewing ET's and Contractor's works, and advices to the Project Consultant and Project Proponent on a monthly basis

2.2 CONSTRUCTION PROGRESS

2.2.1 3-month rolling construction program of the each Works Contract is enclosed in [Appendix C](#); and the major construction activities undertaken in the Reporting Period is presented in below sub-sections.

Contract 1 (Contract No. NE/2017/07)

2.2.2 The major construction activities of Contract 1 undertaken in this Reporting Period are:-

- Precast shell Installation at Portion II
- 1st and 2nd Stage of Pile caps concreting work at Portion II
- Fabrication of bottom deck panels, top deck panels and diaphragm panels at Portion II
- Fabrication of arch panel at Portion II
- ABWF work at Portion V
- E&M installation at Portion V

Contract 2 (Contract No. NE/2017/08)

2.2.3 The major construction activities of Contract 2 undertaken in this Reporting Period are:-

- Pre-bored Socket H-Pile (Portion VI)
- Excavation (Portion VI)
- Sheet Piling (Portion VI)
- Drainage Installation (Portion VI)
- Footing construction (Portion VI)
- Excavation & RC works (Superstructure) (Portion III)
- Desilting works at 1800 drain pipe (Portion III)
- Trimming Bored pile head (Portion VI)

2.3 SUMMARY OF ENVIRONMENTAL SUBMISSIONS

2.3.1 The required documents list below shall be to submit to EPD for retention:

Table 2-1 Documents Submission under Environmental Permit Requirement

EP condition	Submission to EPD	Requirement	Situation
1.11	Commencement date of construction of the Project	no later than 1 month prior to the commencement of construction of the Project	<ul style="list-style-type: none"> • Contract 1 notified EPD on 19 Oct 2018 • Contract 2 notified EPD on 12 Dec 2018
2.3	The date of setting up the Community Liaison Group (CLG), the membership, the terms of reference and the contact details	At least 1 month before the commencement of construction of the Project	<ul style="list-style-type: none"> • CLG setting has submitted to EPD on 9 Oct 2018
2.4	Management Organization of Main Construction Companies	No later than 2 weeks before the commencement of construction of the Project	<ul style="list-style-type: none"> • Management Organization of Contract 1 was submitted to EPD on 2 October 2018 • Management Organization of Contract 2 was submitted to EPD on 12 December 2018
2.5	Waste Management Plan (WMP)	No later than 1 month before commencement of construction of the Project	<ul style="list-style-type: none"> • WMP of Contract 1 was submitted to EPD in 11 October 2018 • WMP of Contract 2 was submitted to EPD in 14 December 2018
2.6	Landscape Mitigation Plan (LSMP)	No later than 1 month before commencement of construction of the Project	<ul style="list-style-type: none"> • LSMP was submitted on 1 Nov 2018
2.7	Detailed Qualitative Landfill Gas Hazards Assessment (QLGHA)	No later than 1 month before commencement of construction of the Project	<ul style="list-style-type: none"> • QLGHA of the Project was submitted to EPD on 1 November 2018

2.3.2 Upon completed baseline monitoring, a Baseline Monitoring Report was verified by IEC on 19 November 2018 and submitted to EPD on that day for endorsement.

2.3.3 The notification of Project dedicated web site to EPD was made on 9 January 2019 (<http://www.envcbltko.hk/>).

2.3.4 Summary of the relevant permits, licenses, and/or notifications on environmental protection for the Project are presented in **Table 2-2**.

Table 2-2 Status of Environmental Licenses and Permits of the Project Works (Contract 1)

Item	Description	License/Permit Status			
		Permit no./ Account no./ Ref. no.	Valid Period		Status
			From	To	
1	Notification pursuant to Air pollution Control (Construction Dust) Regulation	--	--	--	Notified on 11 July 2018
2	Chemical Waste Producer Registration	5213-839-C1232-19	28 Aug 2018	N/A	--
3	Water Pollution Control Ordinance - Discharge License	WT00032842-2018	1 Mar 2019	31 Mar 2024	Valid until 31 March 2024
		WT00034178-2019	15 Jul 2019	31 Jul 2024	Valid until 31 July 2024
4	Billing Account for Disposal of Construction Waste	7031412	24 Jul 2018	N/A	--
5	Construction Noise Permit	GW-RE0308-20	7 May 2020	27 Oct 2020	Valid until 27 Oct 2020

Remark: Evening work was scheduled on 7- 9 and 25 - 30 May 2020 for Contract 1

Table 2-3 Status of Environmental Licenses and Permits of the Project Works (Contract 2)

Item	Description	License/Permit Status			
		Permit no./ Account no./ Ref. no.	Valid Period		Status
			From	To	
1	Notification pursuant to Air pollution Control (Construction Dust) Regulation	--	--	--	Notified on 31 October 2018
2	Chemical Waste Producer Registration	5213-839-B2500-04	22 Nov 2018	N/A	--
3	Water Pollution Control Ordinance - Discharge License	WT00034244-2019	8 Jul 2019	31 Jul 2024	Valid until 31 July 2024
4	Billing Account for Disposal of Construction Waste	7032702	8 Nov 2018	N/A	--
5	Construction Noise Permit	GW-RE1021-19	23 Dec 2019	1 Jun 2020	Valid until 1 Jun 2020

Remark: No evening work and night work was carried out for Contract 2

3. SUMMARY OF ENVIRONMENTAL MONITORING PROGRAMMES AND REQUIREMENTS

3.1 GENERAL

3.1.1 The Environmental Monitoring and Audit Programmes and requirements are set out in the Approved EM&A manual. Environmental issues such as air quality, construction noise and water quality were identified as the key issues during the construction phase of the Project. A summary of EM&A programmes and requirements are presented in the sub-sections below.

3.2 MONITORING PARAMETERS

3.2.1 Monitoring parameters of air quality, noise and water quality are summarized in *Table 3-1*.

Table 3-1 Summary of EM&A Requirements

Environmental Issue	Parameters
Air Quality	<ul style="list-style-type: none"> 1-hour TSP by Real-Time Portable Dust Meter; and 24-hour TSP by High Volume Air Sampler
Noise	<ul style="list-style-type: none"> Leq (30min) in six consecutive Leq(5 min) between 07:00-19:00 on normal weekdays Supplementary information for data auditing, statistical results such as L₁₀ and L₉₀ shall also be obtained for reference.
Water Quality	<ul style="list-style-type: none"> In-situ measurement – Dissolved Oxygen (DO) concentration (mg/L) & saturation (%), pH, Salinity (mg/L), Temperature (°C) and Turbidity (NTU); and Laboratory analysis – SS (mg/L)

3.3 MONITORING LOCATIONS

Air Quality and Construction Noise

3.3.1 According to the Approved EM&A Manual Section 5.4 and Section 6.3, three (3) representative air sensitive receivers (ASR) and four (4) representative noise sensitive receivers were designated as monitoring stations. The designated air quality and noise monitoring locations are listed in *Table 3-2* and *Table 3-3*, and illustrated in *Appendix D*.

Table 3-2 Designated Air Quality Monitoring Location recommended in EM&A Manual

ID	Location in the EM&A Manual	Currently Situation
AM1	Tung Wah Group of Hospitals Aided Primary School & Secondary School	Not yet construct
AM2	Lohas Park Stage 2 (Planned Development in Area 86)	Under Construction
AM3	Lohas Park Stage 3 (Planned Development in Area 86)	Under Construction

Table 3-3 Designated Construction Noise Monitoring Location recommended by EM&A Manual

ID	Location	Currently Situation
CNMS-1	Lohas Park Stage 1(Planned Development in Area 86, Package 4) (Southeast facade)	Available for resident occupation in November 2019
CNMS-2	Lohas Park Stage 1 (Planned Development in Area 86, Package 6) (Southeast facade)	Under Construction
CNMS-3	Lohas Park Stage 3 (Planned Development in Area 86,Package 11) (West facade)	Under Construction
CNMS-4	Tung Wah Group of Hospitals Aided Primary School & Secondary School (Southwest facade)	Not yet construct

3.3.2 As observed and confirmed by ET and IEC during the joint site visit on 29th August 2018, the designated air quality and noise monitoring locations are under construction or yet to construct. It is considered that these designated locations are not appropriate to perform air quality and noise monitoring. In this regard, alternative locations were proposed as interim arrangement to carry out air quality and noise monitoring before occupation of the designated monitoring location. A letter enclosed with the alternative location proposal and IEC verification (Our Ref: TCS00975/18/300/L0038) was sent to EPD on 19th October 2018 and the proposal was agreed by

EPD. Therefore, air quality and construction noise impact monitoring would be performed at the agreed alternative locations until the designated sensitive receivers occupied and granted the premises.

3.3.3 The designated and interim alternative monitoring location for impact air quality and noise monitoring in the Reporting Period are summarized in Table 3-4 and illustrated in *Appendix D*.

Table 3-4 Designated and interim alternative location for air quality and noise monitoring in the Reporting Period

Location ID	Monitoring Parameter	Location
AM4	1-Hour TSP Air Quality	Podium of Lohas Park Phase 2A (Le Prestige)
AM5	24-Hour TSP Air Quality	Boundary of Site Office near Junction of Wan Po Road and Wan O Road
CNMS-1	Noise (L_{eq} , L_{10} & L_{90})	Podium of Lohas Park Package 4
CNMS-5	Noise (L_{eq} , L_{10} & L_{90})	Podium of Lohas Park Phase 2A (Le Prestige)

Remark: Since 24-Hour TSP Air Quality monitoring is not granted at AM4 Lohas Park Phase 2A, the 24-Hour TSP monitoring was therefore proposed at AM5 which is located at the boundary of the project site office.

Water Quality

3.3.4 According to Table 7.1 of the approved EM&A Manual Section 7.4, two Control Stations (C3 & C4), six (6) sensitive receivers (CC1, CC2, CC3, CC4, CC13 & SW11) and one (1) Gradient station (I1) are recommended to perform water quality monitoring. Details and coordinate of these water quality monitoring stations are described in *Table 3-5* and the locations is shown in *Appendix D*.

Table 3-5 Location of Water Quality Monitoring Station

Station	Coordinates		Description
	Easting	Northing	
CC1	843201	816416	Sensitive Receiver – Coral Sites at Chiu Keng Wan
CC2	844076	817091	Sensitive Receiver – Coral Sites at Junk Bay
CC3	844606	817941	Sensitive Receiver – Coral Sites at Junk Island
CC4	845444	815595	Sensitive Receiver – Coral Sites at Fat Tong Chau West
CC13	844200	817495	Sensitive Receiver – Coral Sites at Junk Bay near Chiu Keng Wan
SW11	845512	817442	Sensitive Receiver – Tseung Kwan O Salt Water Intake
C3	843821	816211	Control Station (Ebb Tide) – within Junk Bay
C4	844621	815770	Control Station (Flood Tide) – within Junk Bay
I1	844602	817675	Gradient Station – in between Lam Tin Tunnel (LTT) and CBL

3.4 MONITORING FREQUENCY AND PERIOD

3.4.1 To according with the approved *EM&A Manual*, impact monitoring requirements are presented as follows.

Air Quality Monitoring

3.4.2 Air quality impact monitoring frequency is as follows:

- Once every 6 days of 24-hour TSP and 3 times of 1-hour TSP monitoring; during course of works throughout the construction period

Construction Noise Monitoring

3.4.3 Construction noise monitoring frequency is as follows:

- One set of $Leq(30min)$ measurements in a weekly basis between 07:00 and 19:00 hours on normal weekdays during course of works as throughout the construction period
- If construction works are extended to include works during the hours of 1900-0700, additional weekly impact monitoring shall be carried out during evening and night-time works. Applicable permits under the NCO shall be obtained by the Contractor.

Water Quality (Marine Water) Monitoring

3.4.4 Marine water impact monitoring frequency is as follows:

- Three days a week, at mid ebb and mid flood tides during course of pile excavation works for the bridge pier foundations underway. Moreover, the intervals between 2 consecutive sets of monitoring day shall not be less than 36 hours.

3.5 MONITORING EQUIPMENT

Air Quality Monitoring

3.5.1 The 24-hour and 1-hour TSP levels shall be measured by following the standard high volume sampling method as set out in the *Title 40 of the Code of Federal Regulations, Chapter 1 (Part 50), Appendix B*. If the ET proposes to use a direct reading dust meter to measure 1-hour TSP levels, it shall submit sufficient information to the IEC to prove that the instrument is capable of achieving a comparable results to the HVS. The instrument should be calibrated regularly, and the 1-hour sampling shall be determined on yearly basis by the HVS to check the validity and accuracy of the results measured by direct reading method. The filter paper of 24-hour TSP measurement shall be determined by HOKLAS accredited laboratory. The equipment used for air quality monitoring is listed in **Table 3-6**.

Table 3-6 Air Quality Monitoring Equipment

Equipment		Model
24-hour TSP	High Volume Air Sampler	TISCH High Volume Air Sampler, HVS Model TE-5170
	Calibration Kit	TISCH Model TE-5025A (S/N: 1612)
1- hour TSP	Portable Dust Meter	Laser Dust Monitor Sibata LD-3B Laser Dust Monitor (S/N: 2X6145)

Noise Monitoring

3.5.2 Sound level meter in compliance with the International Electrotechnical Commission Publications 651: 1979 (Type 1) and 804: 1985 (Type 1) specifications shall be used for carrying out the noise monitoring. The sound level meter shall be checked using an acoustic calibrator. The wind speed shall be checked with a portable wind speed meter capable of measuring the wind speed in ms⁻¹. Noise equipment will be used for impact monitoring is listed in **Table 3-7**.

Table 3-7 Construction Noise Monitoring Equipment

Equipment	Model
Integrating Sound Level Meter	B&K 2238 (S/N: 2285762), Rion NL-52 (S/N:00464681)
Calibrator	Rion NC-74 (S/N:34657231)
Portable Wind Speed Indicator	Anemometer AZ Instrument 8908

Water Quality Monitoring

3.5.3 For water quality monitoring, the equipment should fulfill the requirement under the Approved *EM&A Manual Section 7.2*. The requirement is summarized below:

- **Dissolved Oxygen and Temperature Measuring Equipment** – The instrument should be a portable, weatherproof dissolved oxygen measuring instrument completed with cable, sensor, comprehensive operation manuals, and should be operable from a DC power source. It should be capable of measuring: dissolved oxygen levels in the range of 0-20 mg/L and 0-200% saturation; and a temperature of 0-45 degrees Celsius. It should have a membrane electrode with automatic temperature compensation complete with a cable of not less than 35 m in length. Sufficient stocks of spare electrodes and cable should be available for replacement where necessary.
- **Turbidity Measurement Equipment** – The instrument shall be a portable, weatherproof turbidity-measuring instrument complete with comprehensive operation manual. The equipment shall use a DC power source. It shall have a photoelectric sensor capable of measuring turbidity between 0-1000 NTU.
- **Salinity Measurement Instrument** – A portable salinometer capable of measuring salinity in the range of 0-40 ppt should be provided for measuring salinity of the water at each monitoring location.

- **Water Depth Detector** – A portable, battery-operated echo sounder should be used for the determination of water depth at each designated monitoring station. A detector affixed to the bottom of the works boat, if the same vessel is to be used throughout the monitoring programme, is preferred.
- **Positioning Device** – hand-held or boat-fixed type digital Global Positioning System (GPS) with way point bearing indication or other equipment instrument of similar accuracy, should be provided and used during water quality monitoring to ensure the monitoring vessel is at the correct location before taking measurements.
- **Water Sampling Equipment** – A water sampler, consisting of a transparent PVC or glass cylinder of not less than two liters, which can be effectively sealed with cups at both ends, should be used. The water sampler should have a positive latching system to keep it open and prevent premature closure until released by a messenger when the sampler is at the selected water depth.

3.5.4 Equipment used for water quality impact monitoring is listed in **Table 3-8**.

Table 3-8 Water Monitoring Equipment

Equipment	Model
A Digital Global Positioning System	GPS12 Garmin
Water Depth Detector	Eagle Sonar CUDA 300
Water Sampler	A 2-litre transparent PVC cylinder with latex cups at both ends
Thermometer & DO meter	YSI ProDSS Digital Sampling System Water Quality Meter
pH meter	
Turbidimeter	
Salinometer	
Sample Container	High density polythene bottles (provided by laboratory)
Storage Container	'Willow' 33-litter plastic cool box with Ice pad

3.6 MONITORING PROCEDURES

Air Quality

1-hour TSP

3.6.1 The 1-hour TSP monitor was a brand named “*Sibata LD-3 Laser Dust monitor Particle Mass Profiler & Counter*” which is a portable, battery-operated laser photometer. The 1-hour TSP meter provides a real time 1-hour TSP measurement based on 90° light scattering. The 1-hour TSP monitor consists of the following:

- A pump to draw sample aerosol through the optic chamber where TSP is measured;
- A sheath air system to isolate the aerosol in the chamber to keep the optics clean for maximum reliability; and
- A built-in data logger compatible with Windows based program to facilitate data collection, analysis and reporting.

24-hour TSP

3.6.2 The equipment used for 24-hour TSP measurement is TISCH, Model TE-5170 TSP High Volume Air Sampler, which complied with *EPA Code of Federal Regulation, Appendix B to Part 50*. The High Volume Air Sampler (HVS) consists of the following:

- An anodized aluminum shelter;
- A 8”x10” stainless steel filter holder;
- A blower motor assembly;
- A continuous flow/pressure recorder;
- A motor speed-voltage control/elapsed time indicator;
- A 7-day mechanical timer, and
- A power supply of 220v/50 Hz

3.6.3 For HVS for 24-hour TSP monitoring, the HVS is mounted in a metallic cage with a top for protection and also it is sat on the existing ground or the roof of building. The flow rate of the HVS between 0.6m³/min and 1.7m³/min will be properly set in accordance with the

manufacturer's instruction to within the range recommended in *EPA Code of Federal Regulation, Appendix B to Part 50*. Glass Fiber Filter 8" x 10" of TE-653 will be used for 24-Hour TSP monitoring and would be supplied by laboratory. The general procedures of sampling are described as below:-

- A horizontal platform with appropriate support to secure the samples against gusty wind should be provided;
- No two samplers should be placed less than 2 meters apart;
- The distance between the sampler and an obstacle, such as building, must be at least twice the height that the obstacle protrudes above the sample;
- A minimum of 2 meters of separation from any supporting structure, measured horizontally is required;
- Before placing any filter media at the HVS, the power supply will be checked to ensure the sampler work properly;
- The filter paper will be set to align on the screen of HVS to ensure that the gasket formed an air tight seal on the outer edges of the filter. Then filter holder frame will be tightened to the filter hold with swing bolts. The holding pressure should be sufficient to avoid air leakage at the edge.
- The mechanical timer will be set for a sampling period of 24 hours (00:00 mid-night to 00:00 mid-night next day). Information will be recorded on the field data sheet, which would be included the sampling data, starting time, the weather condition at current and the filter paper ID with the initial weight;
- After sampling, the filter paper will be collected and transfer from the filter holder of the HVS to a sealed envelope and sent to a local HOKLAS accredited laboratory for quantifying.

- 3.6.4 All the sampled 24-hour TSP filters will be kept in normal air conditioned room conditions, i.e. 70% HR (Relative Humidity) and 25°C, for six months prior to disposal.
- 3.6.5 The HVS used for 24-hour TSP monitoring will be calibrated in two months interval for in accordance with the manufacturer's instruction using the NIST-certified standard calibrator (Tisch Calibration Kit Model TE-5025A) to establish a relationship between the follow recorder meter reading in cfm (cubic feet per minute) and the standard flow rate, Qstd, in m³/min. Motor brushes of HVS will be regularly replaced. The calibration certificates of the air quality monitoring equipment used for the impact monitoring and the HOKLAS accredited certificate of laboratory was provided in Appendix G.

Noise Monitoring

- 3.6.6 As referred to in the Technical Memorandum (TM) issued under the NCO, sound level meters in compliance with the International Electrotechnical Commission Publications 651:1979 (Type 1) and 804:1985 (Type 1) specifications shall be used for carrying out the noise monitoring. Immediately prior to and following each noise measurement the accuracy of the sound level meter shall be checked using an acoustic calibrator generating a known sound pressure level at a known frequency. Measurements may be accepted as valid only if the calibration levels from before and after the noise measurement agree to within 1.0 dB.
- 3.6.7 All noise measurements will be performed with the meter set to FAST response and on the A-weighted equivalent continuous sound pressure level (Leq). Leq_(30 min) in six consecutive Leq_(5 min) measurements will be used as the monitoring parameter for the time period between 07:00-19:00 hours on weekdays throughout the construction period.
- 3.6.8 The sound level meter will be mounted on a tripod at a height of 1.2 m and placed at the assessment point and oriented such that the microphone is pointed to the site with the microphone facing perpendicular to the line of sight. The windshield will be fitted for all measurements. Where a measurement is to be carried out at a building, the assessment point would normally be at a position 1 m from the exterior of the building façade. Where a measurement is to be made for noise being received at a place other than a building, the assessment point would be at a position 1.2 m above the ground in a free-field situation, i.e. at least 3.5 m away from reflective surfaces

such as adjacent buildings or walls.

- 3.6.9 Immediately prior to and following each noise measurement the accuracy of the sound level meter will be checked using an acoustic calibrator generating a known sound pressure level at a known frequency. Measurements will be accepted as valid only if the calibration level from before and after the noise measurement agrees to within 1.0 dB.
- 3.6.10 Noise measurements will not be made in fog, rain, wind with a steady speed exceeding 5m/s or wind with gusts exceeding 10m/s. The wind speed will be checked with a portable wind speed meter capable of measuring the wind speed in m/s.
- 3.6.11 The sound level meter and calibrator are calibrated and certified by a laboratory accredited under HOKLAS or any other international accreditation scheme at yearly basis. The calibration certificates of noise monitoring equipment used for the impact monitoring was provided in Appendix G.

Marine Water Quality

- 3.6.12 Marine water quality monitoring would be conducted at all designated locations in accordance with Table 7.1 of the approved EM&A Manual. The procedures of water sampling, in-situ measurement and chemical analysis are described as below:
- A Global Positioning System (GPS) will be used to ensure that the correct location was selected prior to sample collection. A portable, battery-operated echo sounder was used for the determination of water depth at each designated monitoring station.
 - The marine water sampler will be lowered into the water body at a predetermined depth. The trigger system of the sampler is activated with a messenger and opening ends of the sampler are closed accordingly then the sample of water is collected.
 - During the sampling, the sampling container will be rinsed to use a portion of the marine water sample before the water sample is transferred to the container. Upon sampling completion, the container will be sealed with a screw cap.
 - Before the sampling process, general information such as the date and time of sampling, weather condition and tidal condition as well as the personnel responsible for the monitoring will be recorded on the monitoring field data sheet.
 - In-situ measurement including water temperature, turbidity, dissolved oxygen, salinity, pH and water depth will be recorded at the identified monitoring station and depth. At each station, marine water samples will be collected at three depths: 1m below water surface, 1m above sea bottom and at mid-depth when the water depth exceeds 6m. Samples at 1m below water surface and 1m above sea bottom will be collected when the water depth is between 3m and 6m. And sample at mid-depth will be taken when the water depth is below 3m.
 - For the in-situ measurement, two consecutive measurements of sampling depth, temperature, dissolved oxygen, salinity, turbidity and pH concentration will be measured at the sea. The YSI ProDSS Multifunctional Meter will be retrieved out of the water after the first measurement and then re-deployed for the second measurement. Where the difference in the value between the first and second readings of each set is more than 25% of the value of the first reading, the reading is discarded and further readings is taken.
 - Marine water sample will be collected by using a water sampler. The high-density polythene bottles will be filled after the water sample collected from the sea. Before the water sample being fills into the sampling bottles, the sampling bottles will be pre-rinsed with the same water sample. The sampling bottles will then be packed in cool-boxes (cooled at 4°C without being frozen), and delivered to HOKLAS accredited laboratory for the chemical analysis as followed APHA *Standard Methods for the Examination of Water and Wastewater* 19ed 2540D, unless otherwise specified.
- 3.6.13 Before each round of monitoring, the dissolved oxygen probe will be calibrated by wet bulb method; a zero check in distilled water will be performed with the turbidity and salinity probes. The turbidity probe also will be checked with a standard solution of known NTU and known

value of the pH standard solution were used to check the accuracy of pH value before each monitoring day. Moreover, all in-situ measurement equipment used marine water monitoring will be calibrated at three months interval.

Laboratory Analysis

- 3.6.14 All water samples included the duplicate samples, was tested with chemical analysis as specified in the EM&A Manual by a HOKALS accredited laboratory - ALS Technichem (HK) Pty Ltd. The chemicals analysis method and reporting limit show **Table 3-9**.

Table 3-9 Testing Method and Reporting Limit of the Chemical Analysis

Parameter	ALS Method Code	In-house Method Reference ⁽¹⁾	Reporting Limit
Total Suspended Solids	EA025	APHA 2540D	1 mg/L

Note:

1. The exact method shall depend on the laboratory accredited method. APHA = Standard Methods for the Examination of Water and Wastewater by the American Public Health Association.

- 3.6.15 The determination works will start within 24 hours after collection of the water samples or within the holding time as advised by the laboratory.

Meteorological Information

- 3.6.16 The meteorological information including wind direction, wind speed, humidity and temperature etc. of impact monitoring is extracted from the closest Tseung Kwan O Hong Kong Observatory Station. Moreover, the data of rainfall and air pressure would be extracted from King’s Park Station.
- 3.6.17 For marine water quality monitoring, tidal information would be referred to tide gauge at Tai Miu Wan.

3.7 DETERMINATION OF ACTION/LIMIT (A/L) LEVELS

- 3.7.1 The baseline results form the basis for determining the environmental acceptance criteria for the impact monitoring. A summary of the Action/Limit (A/L) Levels for air quality, construction noise and water quality are shown in **Tables 3-10, 3-11** and **3-12** respectively.

Table 3-10 Action & Limit Levels of Air Quality (1-Hour & 24-Hr TSP)

Monitoring Station	Action Level (µg /m ³)		Limit Level (µg/m ³)	
	1-Hour TSP	24-Hr TSP	1-Hour TSP	24-Hr TSP
AM4	278	NA	500	NA
AM5	NA	190	NA	260

Note: 1-Hour & 24-Hr TSP of Action Level = (Average Baseline Results × 1.3 + Limit level)/2

Table 3-11 Action and Limit Levels for Construction Noise, dB(A)

Monitoring Location	Action Level	Limit Level
CNMS-1 CNMS-5	Time Period: 0700-1900 hours on normal weekdays (Leq30min)	
	When one or more documented complaints are received	75 dB(A)
	Time Period: 1900-2300 hours on all days (Leq15min)	
	When one or more documented complaints are received	55 dB(A)
<i>Remarks:</i>		
1. Construction noise monitoring will be resumed at the designated locations CNMS-2, CNMS-3 and CNMS4 once they are available and permission are granted;		
2. The designated locations CNMS-2 and CNMS-3 are located at residential building which are still under construction, Limit Level of 75dB(A) will be adopted until they are occupied;		
3. The designated location CNMS-4 is located at planned school and still not yet to construction. When the school occupied and operated, Limit Level of 70dB(A) should be adopted and should be reduced to 65dB(A) during examination period; and		
4. If construction works are required during restricted hours, the conditions stipulated in the construction noise permit issued by the Noise Control Authority shall be followed.		

Table 3-12 Action and Limit Levels for Water Quality

Monitoring Station	Depth Average of SS (mg/L)			
	Action Level		Limit Level	
CC1	7.8	OR 120% of upstream control station at the same tide of the same day (Control Station C3 at Ebb tide and Control Station C4 at Flood tide), whichever is higher	9.3	OR 130% of upstream control station at the same tide of the same day (Control Station C3 at Ebb tide and Control Station C4 at Flood tide), whichever is higher
CC2	9.0		9.2	
CC3	8.2		9.0	
CC4	13.8		15.4	
CC13	8.9		10.3	
SWI1	8 mg/L		10 mg/L	
Monitoring Location	Dissolved Oxygen (mg/L)			
	Depth Average of Surface and Mid-depth		Bottom	
	Action Level	Limit Level	Action Level	Limit Level
CC1	5.8	5.7	5.3	5.2
CC2	5.8	5.7	5.3	5.1
CC3	5.5	5.4	4.9	4.7
CC4	5.7	5.7	5.5	5.4
CC13	5.6	5.5	5.3	5.2
SWI1	5.4	4.8	5.1	5.0
Monitoring Location	Depth Average of Turbidity (NTU)			
	Action Level		Limit Level	
CC1	5.8	OR 120% of upstream control station at the same tide of the same day (Control Station C3 at Ebb tide and Control Station C4 at Flood tide), whichever is higher	6.0	OR 130% of upstream control station at the same tide of the same day (Control Station C3 at Ebb tide and Control Station C4 at Flood tide), whichever is higher
CC2	4.6		5.5	
CC3	4.8		5.4	
CC4	6.1		7.1	
CC13	6.0		6.3	
SWI1	6.1		7.1	

3.7.2 Should non-compliance of the environmental quality criteria occurs, remedial actions will be triggered according to the Event and Action Plan which presented in [Appendix E](#).

3.8 DATA MANAGEMENT AND DATA QA/QC CONTROL

3.8.1 All monitoring data will be handled by the ET's in-house data recording and management system. The monitoring data recorded in the equipment will be downloaded directly from the equipment at the end of each monitoring day. The downloaded monitoring data will input into a computerized database properly maintained by the ET. The laboratory results will be input directly into the computerized database and checked by personnel other than those who input the data.

3.8.2 For monitoring parameters that require laboratory analysis, the local laboratory shall follow the QA/QC requirements as set out under the HOKLAS scheme for the relevant laboratory tests.

4. AIR QUALITY MONITORING

4.1 GENERAL

4.1.1 In the Reporting Period, 1-Hour TSP and 24-Hr TSP of air quality monitoring were respectively performed at interim alternative monitoring locations AM4 and AM5. The air quality monitoring schedule is presented in [Appendix F](#).

4.1.2 Valid calibration certificates of monitoring equipment are shown in [Appendix G](#) and the monitoring results are summarized in the following sub-sections

4.2 RESULTS OF AIR QUALITY MONITORING IN THE REPORTING MONTH

4.2.1 During the Reporting Period, **18** sessions of 1-hour TSP and **5** sessions of 24-hours TSP monitoring were carried out and the monitoring results are summarized in **Table 4-1**. The detailed 24-hour TSP monitoring data are presented in [Appendix H](#) and the relevant graphical plots are shown in [Appendix I](#).

Table 4-1 1-Hour and 24-Hour TSP Air Quality Impact Monitoring Results

AM5		AM4				
24-Hr TSP ($\mu\text{g}/\text{m}^3$)		1-Hour TSP ($\mu\text{g}/\text{m}^3$)				
Date	Meas. Result	Date	Start Time	1 st Meas.	2 nd Meas.	3 rd Meas.
5-May-20	94	2-May-20	10:38	88	86	84
11-May-20	95	6-May-20	10:30	85	77	74
16-May-20	115	12-May-20	14:23	103	110	120
22-May-20	100	18-May-20	9:17	84	67	62
28-May-20	60	23-May-20	9:45	67	71	65
--	--	29-May-20	10:10	75	69	67
Average (Range)	93 (60 – 115)	Average (Range)		81 (62 – 120)		

4.2.2 As shown in **Table 4-1**, all the 1-hour TSP and 24-hour TSP monitoring results were below the Action / Limit Levels. No Notification of Exceedance (NOE) was issued in this Reporting Period.

4.2.3 The meteorological data during impact monitoring period is summarized in [Appendix J](#).

5. CONSTRUCTION NOISE MONITORING

5.1 GENERAL

5.1.1 In the Reporting Period, construction noise quality monitoring was performed at designated monitoring location **CNMS-1** and interim alternative monitoring location **CNMS-5**. The construction noise monitoring schedule is presented in [Appendix F](#).

5.1.2 Valid calibration certificates of monitoring equipment is shown in [Appendix G](#) and the construction noise monitoring results are summarized in the following sub-sections

5.2 RESULTS OF NOISE MONITORING

5.2.1 **8** sessions of daytime construction noise monitoring were performed at both the designated monitoring location **CNMS-1** and the interim alternative location **CNMS-5** in the reporting period. The daytime noise monitoring results are summarized in [Table 5-1](#) and [Table 5-2](#). The detailed noise monitoring data are presented in [Appendix H](#) and the relevant graphical plots are shown in [Appendix I](#).

Table 5-1 Daytime Construction Noise Impact Monitoring Results at CNMS-1

Date	Time	Measurement Result (dB(A))	
		Leq30min	Façade Correction
6-May-20	11:21	69.4	NA
12-May-20	15:11	68.4	NA
18-May-20	10:10	70.0	NA
29-May-20	11:20	66.4	NA

Table 5-2 Daytime Construction Noise Impact Monitoring Results at CNMS-5

Date	Time	Measurement Result (dB(A))	
		Leq30min	Façade Correction
6-May-20	10:30	65.8	NA
12-May-20	14:25	66.8	NA
18-May-20	9:17	68.9	NA
29-May-20	10:15	69.0	NA

5.2.2 As shown in [Table 5-1](#) and [Table 5-2](#), all the measured results were below 75dB(A) of the acceptance criteria. No adverse weather condition which may affect the monitoring result was encountered during the course of noise monitoring in the reporting period.

5.2.3 One (1) complaint related to construction noise was received in the reporting period, therefore one (1) Action Level exceedances was registered. The details of the complaint was presented in [Section 10](#).

5.2.4 In the reporting period, evening marine work was scheduled by Contractor of Contract 1 at Portion II from 4 - 9 and 25 - 30 May 2020. **4** session of weekly evening construction noise monitoring were performed at both the designated monitoring location **CNMS-1** and the interim alternative location **CNMS-5** in the reporting period. The evening noise monitoring results at interim alternative location is summarized in [Table 5-3](#) and [Table 5-4](#). The detailed noise monitoring data are presented in [Appendix H](#).

Table 5-3 Evening Construction Noise Impact Monitoring Results at CNMS-1

Date	Start Time	1st Leq (5min)	2nd Leq (5min)	3rd Leq (5min)
		Leq, dB(A)	Leq, dB(A)	Leq, dB(A)
7-May-20	19:41	51.4	50.9	51.0
28-May-20	19:37	57.8	58.0	57.4

Table 5-4 Evening Construction Noise Impact Monitoring Results at CNMS-5

Date	Start Time	1st Leq (5min)	2nd Leq (5min)	3rd Leq (5min)
		Leq, dB(A)	Leq, dB(A)	Leq, dB(A)
7-May-20	19:10	61.2	60.3	60.5
28-May-20	19:05	62.5	60.1	60.6

- 5.2.5 According to Table 5-3 and Table 5-4, three (3) sessions of evening noise monitoring results triggered the Limit Level (55 dB(A)) in the reporting period and investigations were undertaken by ET accordingly.
- 5.2.6 For the evening noise monitoring exceedances recorded at CNMS-1 on 28 May 2020 and at CNMS-5 on 7 & 28 May 2020, since the marine work at Junk Bay were ceased before the evening noise monitoring event, it was considered the exceedances recorded were unlikely due to the Project.

6. WATER QUALITY MONITORING

6.1 GENERAL

- 6.1.1 According to the approved EM&A Manual Section 7.6.1, the impact marine water quality monitoring work shall be carried out during the CBL piling and pile excavation works (marine construction activity) of the Project. Impact marine water quality monitoring was commenced in December 2018 when CBL piling and pile excavation works started.
- 6.1.2 As confirmed, all the marine piling and piling excavation work were completed in January 2020 and all pile cap installation work was completed in mid-March 2020. Due to the marine construction works that requires marine water quality monitoring as stated in the EM&A Manual were completed, the impact water quality monitoring was ceased with effect from 1 May 2020 and IEC has no particular comment on this arrangement.
- 6.1.3 No impact water quality monitoring was therefore carried out in the reporting period.

7. WASTE MANAGEMENT

7.1 GENERAL WASTE MANAGEMENT

7.1.1 Waste management would be carried out by an on-site Environmental Officer or an Environmental Consultant from time to time.

7.2 RECORDS OF WASTE QUANTITIES

7.2.1 All types of waste arising from the construction work are classified into the following:

- Construction & Demolition (C&D) Material;
- Chemical Waste; and
- General Refuse

7.2.2 According to the information provided by Contractor of Contract 1 and Contract 2, waste disposal was made in the Reporting period are summarized in *Tables 7-1* and *7-2*.

Table 7-1 Summary of Quantities of Inert C&D Materials

Type of Waste	Contract 1		Contract 2	
	Quantity	Disposal Location	Quantity	Disposal Location
Total C&D Materials (Inert) ('000m ³)	0.132	-	2.256	-
Reused in this Contract (Inert) ('000m ³)	0	-	0	-
Reused in other Projects (Inert) ('000m ³)	0	-	0	-
Disposal as Public Fill (Inert) ('000m ³)	0.0132	TKO 137	2.256	TKO 137
Imported Fill ('000m ³)	0	-	0	-

Table 7-2 Summary of Quantities of C&D Wastes

Type of Waste	Contract 1		Contract 2	
	Quantity	Disposal Location	Quantity	Disposal Location
Recycled Metal ('000kg)	0	-	0	-
Recycled Paper / Cardboard Packing ('000kg)	0.092	Collected by paper recycling company	0	-
Recycled Plastic ('000kg)	0	-	0	-
Chemical Wastes ('000kg)	0	-	0	-
General Refuses ('000m ³)	0.117	NENT	0.052	NENT

7.2.3 The Monthly Summary Waste Flow Table of the Contracts 1 and Contract 2 are shown in [Appendix K](#).

8. SITE INSPECTION

8.1 REQUIREMENTS

8.1.1 According to the approved EM&A Manual, the environmental site inspection shall be formulation by ET Leader. Weekly environmental site inspections should carry out to confirm the environmental performance.

8.2 FINDINGS / DEFICIENCIES DURING THE REPORTING MONTH

Contract 1

8.2.1 In this Reporting Month, weekly joint site inspection to evaluate site environmental performance for the *Contract 1* was carried out by the Project Consultant, ET and the Contractor on **6, 13, 21 & 27 May 2020**. Moreover, the Independent Environmental Checker (IEC) monthly site inspection was conducted on **13 May 2020**.

8.2.2 The findings / deficiencies of *Contract 1* that observed during the weekly site inspection are listed in **Table 8-1** and the site layout plan was provided in **Appendix A**.

Table 8-1 Site Observations of the Contract 1 (Contract No. NE/2017/07)

Date	Findings / Deficiencies	Follow-Up Status
6 May 2020	<ul style="list-style-type: none"> No adverse environmental issue was observed. 	<ul style="list-style-type: none"> NA
13 May 2020	<p><u>Observation:</u></p> <ul style="list-style-type: none"> Small amount of oil spillage from the plant was observed. Oil and water mixture cumulated inside the drip tray and the top soil nearby contaminated by oily water should be cleaned and disposed as chemical waste. (Works Area A) 	<ul style="list-style-type: none"> The top soil nearby contaminated by oily water was cleaned and disposed as chemical waste.
21 May 2020	<ul style="list-style-type: none"> No adverse environmental issue was observed. 	<ul style="list-style-type: none"> NA
27 May 2020	<ul style="list-style-type: none"> No adverse environmental issue was observed. 	<ul style="list-style-type: none"> NA

Contract 2

8.2.3 In this Reporting Month, weekly joint site inspection to evaluate site environmental performance for the *Contract 2* were carried out by the Project Consultant, ET and the Contractor on **6, 13, 21 & 27 May 2020**. Moreover, the Independent Environmental Checker (IEC) monthly site inspection was conducted on **13 May 2020**.

8.2.4 The findings / deficiencies of *Contract 2* that observed during the weekly site inspection are listed in **Table 8-2** and the site layout plan was provided in **Appendix A**.

Table 8-2 Site Observations of the Contract 2 (Contract No. NE/2017/08)

Date	Findings / Deficiencies	Follow-Up Status
6 May 2020	<p><u>Observation:</u></p> <ul style="list-style-type: none"> The Contractor should check the specification of the excavator and display the NRMM label for the excavator if required. (Portion IV) 	<ul style="list-style-type: none"> The NRMM label has been provided for excavator.
13 May 2020	<ul style="list-style-type: none"> No adverse environmental issue was observed. 	<ul style="list-style-type: none"> NA
21 May 2020	<p><u>Observation:</u></p> <ul style="list-style-type: none"> Small amount of oil stain on the ground should be cleaned. (Portion VI- Wan O Road) 	<ul style="list-style-type: none"> The oil absorption mat has been provided on ground to prevent the oil leakage.

Date	Findings / Deficiencies	Follow-Up Status
27 May 2020	<u>Observation:</u> <ul style="list-style-type: none"> Proper NEL should be displayed for hand-held breaker using on-site. (Portion VI) 	<ul style="list-style-type: none"> The hand held breaker has been removed from site.

8.3 IMPLEMENTATION STATUS OF SURFACE RUNOFF MITIGATION MEASURES DURING THE REPORTING MONTH

8.3.1 During the inspection of the reporting month, implementation of surface runoff mitigation measures were observed in both Contracts. The surface runoff mitigation measures observed during the weekly site inspection of Contract 1 and Contract 2 are summarized below and the photo recorded was provided in [Appendix L](#).

Contract 1 (Contract No. NE/2017/07)

8.3.2 The surface runoff mitigation measures of Contract 1 implemented in this Reporting Period are:-

- Temporary trench had been installed at the sea front to prevent muddy run-off overflow into the water body.
- Treatment facilities was installed at site to treat the site generated water prior discharge.

Contract 2 (Contract No. NE/2017/08)

8.3.3 The surface runoff mitigation measures of Contract 2 implemented in this Reporting Period are:-

- Treatment facilities was installed at site to treat the site generated water prior discharge.
- Gap between the concrete block and the sea front was sealed up.
- Trench had been installed beside the sea front to prevent muddy surface run-off overflow during rainstorm.

8.3.4 Overall, the surface runoff mitigation measures of Contract 1 and Contract 2 observed during the inspection of the reporting period are efficient.

9. LANDFILL GAS MONITORING

9.1 GENERAL REQUIREMENT

- 9.1.1 Pursuant to Section 13 of the Project’s EM&A Manual, landfill gas monitoring shall perform during excavation work within the 250m Consultation Zone of Tseung Kwan O Stage II & III Landfill. For landfill gas monitoring requirements, pre entry and routine measurement shall be undertaken in accordance with the *Factories and Industrial Undertaking (Confined Spaces) Regulation*.
- 9.1.2 According to Environmental Mitigation Implementation Schedule (EMIS) S14.7.6, portable monitoring equipment can be used to conduct landfill gas monitoring. Moreover, the frequency and areas to be monitored should be set down prior to commencement of the works either by the Safety Officer or by an appropriately qualified person.

9.2 LIMIT LEVELS AND EVENT AND ACTION PLAN

- 9.2.1 In event of the trigger levels specified in Table 14.6 of the EIA report being exceeded, a person, such as the Safety Officer, shall be nominated, with deputies, to be responsible for dealing with any emergency which may occur due to LFG. In an emergency situation the nominated person, or his deputies, shall have the necessary authority and shall ensure that the confined space is evacuated and the necessary works implemented for reducing the concentrations of gas. The Limit levels and relevant Action Plans for landfill gas detected in utilities and any on-site areas following construction is listed in *Table 9-1*.

Table 9-1 Actions in the Event of Landfill Gas Being Detected in Excavations

Parameter	Limit Level	Actions
Methane	>10% LEL (i.e. >0.5% by volume)	<ul style="list-style-type: none"> Post “No Smoking” signs Prohibit hot works Ventilate to restore methane to <10% LEL
	>20% LEL (i.e. >1% by volume)	<ul style="list-style-type: none"> Stop excavation works Evacuate personnel/prohibit entry Increase ventilation to restore methane to <10% LEL
Carbon dioxide	>0.5%	<ul style="list-style-type: none"> Ventilate to restore carbon dioxide to <0.5%
	>1.5%	<ul style="list-style-type: none"> Stop excavation works Evacuate personnel/prohibit entry Increase ventilation to restore carbon dioxide to <0.5%
Oxygen	<19%	Ventilation to restore oxygen >19%
	<18%	<ul style="list-style-type: none"> Stop excavation works Evacuate personnel/prohibit entry Increase ventilation to restore oxygen to >19%

- 9.2.2 In the event of the trigger levels specified in Table 9-1 being exceeded, the Safety Officer shall be responsible for dealing with any emergency which may occur due to landfill gas.

9.3 LANDFILL GAS MONITORING

- 9.3.1 In the Reporting Period, landfill gas monitoring was conducted at the zone Wan O Road which excavation work of Contract 2 was carried out. A Crowcon gas detector was used for the landfill gas monitoring and the valid calibration certificate is presented in [Appendix G](#).
- 9.3.2 There were a total of **25** days monitoring were carried by the Safety Officer or an approved and qualified persons. The results of landfill gas measurement are summarized in *Table 9-2*. Moreover, database of monitoring result is attached in [Appendix H](#).

Table 9-2 Summary of Landfill Gas Measurement Results

Landfill Gas Parameter	Action Level	Limit Level	Detectable at LMR	
			Min	Max
Methane	>10% LEL (>0.5% v/v)	>20% LEL (>1% v/v)	0.1%	0.1%
Oxygen	<19%	<18%	20.8%	21.0%
Carbon Dioxide	>0.5%	>1.5%	0.1%	0.2%

9.3.3 The measurement results shown that slightly methane concentration was detected, oxygen concentration measured was over 19.0 % and Carbon Dioxide was between 0.1% and 0.2 %. No exceedance was triggered and therefore no corrective action was required accordingly.

10. ENVIRONMENTAL COMPLAINT AND NON-COMPLIANCE

10.1 ENVIRONMENTAL COMPLAINT, SUMMONS AND PROSECUTION

10.1.1 In the Reporting Period, one (1) environmental complaint was received with respect to construction dust, evening construction noise and wastewater arising from the Project. Besides, no summons and prosecution under the EM&A Programme was lodged for the project. Investigation for the complaints was undertaken by the ET and presented below.

Complaint received on 5 May 2020

10.1.2 A complaint was received by CEDD on 5 May 2020 afternoon regarding several environmental issue including construction dust, noise nuisance from evening construction work and wastewater generated from site. The complainant did not specify the complaint location.

10.1.3 During the regular joint site inspection among the Supervisor, the Contractor and ET carried out in the past few weeks, it was observed that construction dust and wastewater mitigation measures were implemented properly in both Contracts of the Project and no environmental non-compliance was found.

10.1.4 In addition, according to the evening noise monitoring conducted in the past month, the evening noise measurement results were found within the range of the baseline noise monitoring results which implies that the construction noise from evening works was insignificant. The complaint was considered not related to the Project.

10.1.5 The statistical summary table of environmental complaint is presented in *Tables 10-1, 10-2* and *10-3*.

Table 10-1 Statistical Summary of Environmental Complaints

Reporting Period	Contract	Environmental Complaint Statistics		
		Frequency	Cumulative	Complaint Nature
1 – 31 May 2020	1	1	5	Construction Dust, Noise and Wastewater
1 – 31 May 2020	2	0	3	NA

Table 10-2 Statistical Summary of Environmental Summons

Reporting Period	Contract	Environmental Summons Statistics		
		Frequency	Cumulative	Summons Nature
1 – 31 May 2020	1	0	0	NA
1 – 31 May 2020	2	0	0	NA

Table 10-3 Statistical Summary of Environmental Prosecution

Reporting Period	Contract	Environmental Prosecution Statistics		
		Frequency	Cumulative	Prosecution Nature
1 – 31 May 2020	1	0	0	NA
1 – 31 May 2020	2	0	0	NA

11. IMPLEMENTATION STATUS OF MITIGATION MEASURES

11.1 GENERAL REQUIREMENTS

11.1.1 The environmental mitigation measures that recommended in the Implementation Schedule for Environmental Mitigation Measures (ISEMM) in the approved EM&A Manual covered the issues of dust, noise, water and waste and they are summarized presented in [Appendix M](#).

11.1.2 The Contractors had been implementing the required environmental mitigation measures according to the Environmental Monitoring and Audit Manual subject to the site condition. Environmental mitigation measures generally implemented by the Contractors in this Reporting Month are summarized in [Table 11-1](#) and photo record of water mitigation measure was provided in [Appendix L](#).

Table 11-1 Environmental Mitigation Measures in the Reporting Month

Issues	Environmental Mitigation Measures
Construction Noise	<ul style="list-style-type: none"> Regularly to maintain all plants, so only the good condition plants were used on-site ; If possible, all mobile plants onsite operation has located far from NSRs; When machines and plants (such as trucks) were not in using, it was switched off; Wherever possible, plant was prevented oriented directly the nearby NSRs; Provided quiet powered mechanical equipment to use onsite; Weekly noise monitoring was conducted to ensure construction noise meet the criteria.
Air Quality	<ul style="list-style-type: none"> Stockpile of dusty material was covered entirely with impervious sheeting or sprayed with water so as to maintain the entire surface wet; The construction plants regularly maintained to avoid the emissions of black smoke; The construction plants switched off when it not in use; Water spraying on haul road and dry site area was provided regularly; Where a vehicle leaving the works site is carrying a load of dusty materials, the load has covered entirely with clean impervious sheeting; and Before any vehicle leaving the works site, wheel watering has been performed.
Water Quality	<ul style="list-style-type: none"> Debris and refuse generated on-site collected daily; Oils and fuels were stored in designated areas; The chemical waste storage as sealed area provided; Site hoarding with sealed foot were provided surrounding the boundary of working site to prevent wastewater or site surface water runoff get into public areas; and Portable chemical toilets were provided on-site. A licensed contractor was regularly disposal and maintenance of these facilities. Silt curtain was installed and maintained in accordance with EP condition
Waste and Chemical Management	<ul style="list-style-type: none"> Excavated material reused on site as far as possible to minimize off-site disposal. Scrap metals or abandoned equipment should be recycled if possible; Waste arising kept to a minimum and be handled, transported and disposed of in a suitable manner; Disposal of C&D wastes to any designated public filling facility and/or landfill followed a trip ticket system; and Chemical waste handled in accordance with the Code of Practice on the Packaging, Handling and Storage of Chemical Wastes.
General	<ul style="list-style-type: none"> The site is generally kept tidy and clean. Mosquito control is performed to prevent mosquito breeding on site.

11.2 TENTATIVE CONSTRUCTION ACTIVITIES IN THE COMING MONTH

11.2.1 Tentative construction activities to be undertaken in **June 2020** should be included:-

Contract 1

- Installation of pre-cast shell at Portion II
- Pile Cap Construction at Portion II
- Construction of Cast-in situ pier E1 at Portion II
- Installation of Precast V-pier at Portion II
- 2nd Stage Pile Cap Casting (Connecting between pile cap and V-Pier) at Portion II

- Installation of Bearing and Precast Deck at Portion II

Contract 2

- Pre-bored Socket H-Pile (Portion VI)
- Excavation (Portion III,VI)
- Sheet Piling (Portion VI)
- Drainage Installation (Portion VI)
- Footing construction(Portion VI)
- Excavation & RC works (Superstructure) (Portion III)
- RC construction for U-trough(Portion III)
- Trimming Bored pile head (Portion VI)
-

11.3 IMPACT FORECAST

11.3.1 Potential environmental impacts arising from the works of the Contracts 1 and Contract 2 include:

- Construction waste
- Air quality
- Construction noise
- Water quality

11.3.2 Environmental mitigation measures will be properly implemented and maintained as per the Mitigation Implementation Schedule in [Appendix L](#) to ensure site environmental performance is acceptable.

12. CONCLUSIONS AND RECOMMENDATIONS

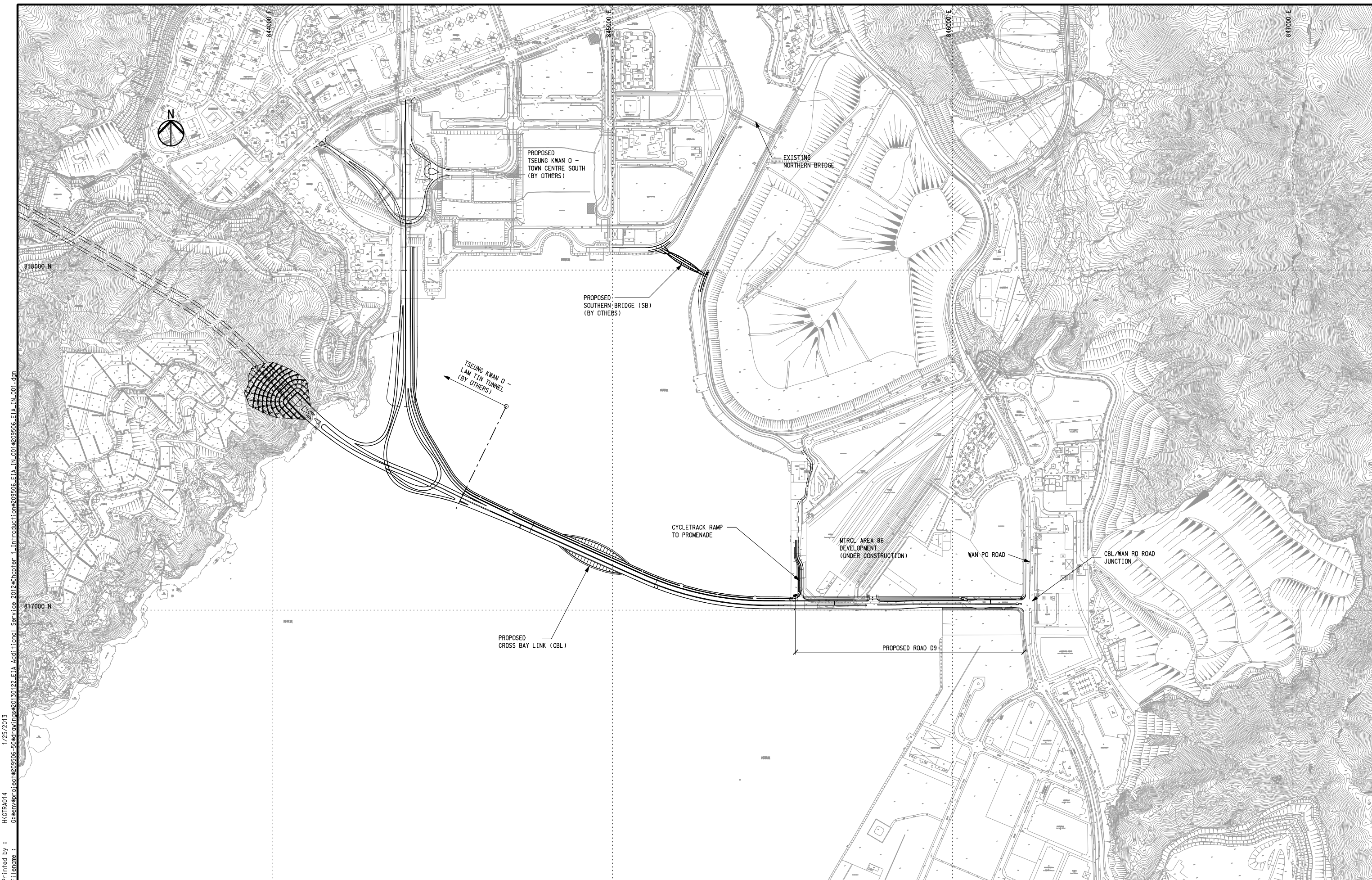
12.1 CONCLUSIONS

- 12.1.1 This is the monthly EM&A report as presented the monitoring results and inspection findings for the reporting period from *1st* to *31st May 2020*.
- 12.1.2 In the Reporting Period, one (1) evening construction noise action level exceedance was recorded and three (3) session of evening construction noise monitoring results triggered the Limit Level. Investigation was undertaken by ET and it was considered that the evening construction noise limit level exceedances recorded are unlikely caused by the Project.
- 12.1.3 In this Reporting Period, no 1-Hour TSP or 24-Hr TSP air quality monitoring exceedance was recorded. No NOE or the associated corrective actions were therefore issued.
- 12.1.4 In the Reporting Period, one (1) environmental complaint were received with respect to the construction dust, evening construction noise and wastewater arising from the Project. Investigations for the complaint by site investigation were undertaken by ET and it is considered the complaint is not related to the Project.
- 12.1.5 No notification of summons or prosecution were received and recorded for the Project.



12.2 RECOMMENDATIONS

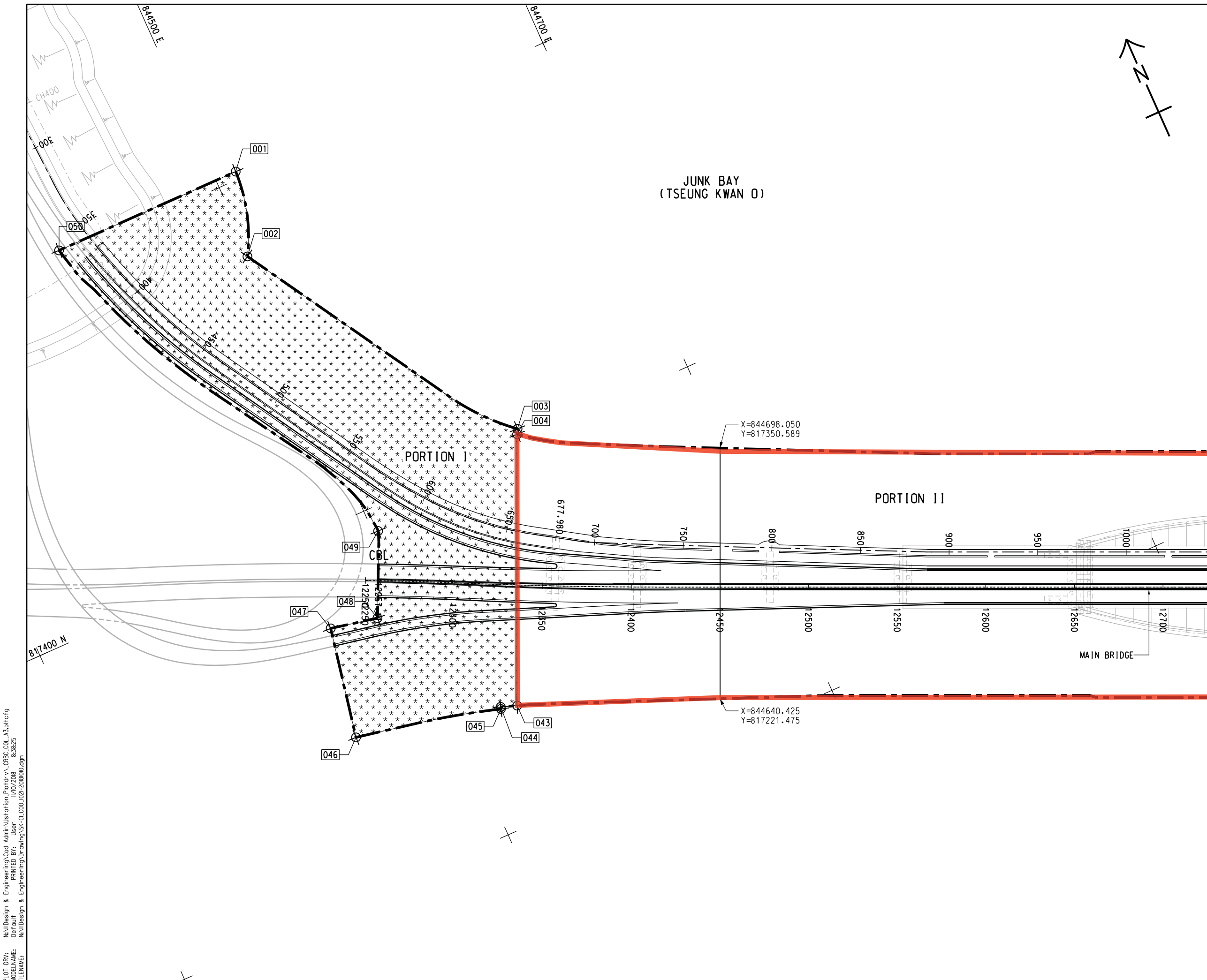
- 12.2.1 Due to wet season has begun in Hong Kong, the Contractor was reminded that all the works being undertaken must fulfill environmental statutory requirements and to paid attention to water quality mitigation measures to prevent surface runoff into nearby water bodies or public areas.
- 12.2.2 Construction noise would be the key environmental issue as Lohas Park Phase 4 was already available for resident occupation. The noise mitigation measures such as use of quiet plants and installation of temporary noise barrier at the construction noise predominate area should be fully implemented in accordance with the EM&A requirement.

Appendix A
Project Layout Plan



Printed by : HKGTAA014
 File name : G:\env\proj\lect\209506-50\draw\Inis\20130122_EIA_Additional_Serv\ce_2012\chapter_1_Introduction\209506_EIA_IN_001.dgn
 1/25/2013

 土木工程拓展署 Civil Engineering and Development Department	 ARUP Ove Arup & Partners Hong Kong Limited	Job Title Agreement No. CE 43/2008(HY) Cross Bay Link, Tseung Kwan O - Investigation	Drawing Title GENERAL LAYOUT PLAN	Drawn	GL	Date	01/13	Drawing No. 209506/EIA/IN/001
				Checked	JP	Approved	ST	
Rev. Description				Scale	1:5000 on A1 & 1:10000 on A3		Status	FINAL
				Date			Rev.	B



NOTES:

1. ALL SETTING OUT POINTS SHOWN ON THIS SET OF DRAWINGS ARE FOR REFERENCE ONLY. THE EXACT LIMIT OF SITE BOUNDARY SHALL BE VERIFIED AND DETERMINED BY THE CONTRACTOR ON SITE.
2. THIS DRAWING SHALL BE READ IN CONJUNCTION WITH DRAWING NOS. 60329339/C1/COO/1022 AND 1023.

- LEGEND:**
- SITE BOUNDARY
 - PORTION I
 - PORTION II
 - PORTION III
 - PORTION IV
 - PORTION V
 - PORTION VI
 - PORTION VII
 - WORKS AREA A
 - WORKS AREA B

Works area under Contract 1

A	FIRST ISSUE	HK	KN	AC	19/09/18
Rev	Amendment	By	Chk.	App.	Date

PROJECT MANAGER: PROJECT MANAGER:
 土木工程拓展署
 Civil Engineering and Development Department

SUPERVISOR:

CONTRACTOR:
 中國路橋工程有限責任公司
 China Road and Bridge Corp.

CONTRACT NO. AND TITLE:
 Contract No. NE/2017/07
 CROSS BAY LINK, TSEUNG KWAN O - MAIN BRIDGE AND ASSOCIATED WORKS

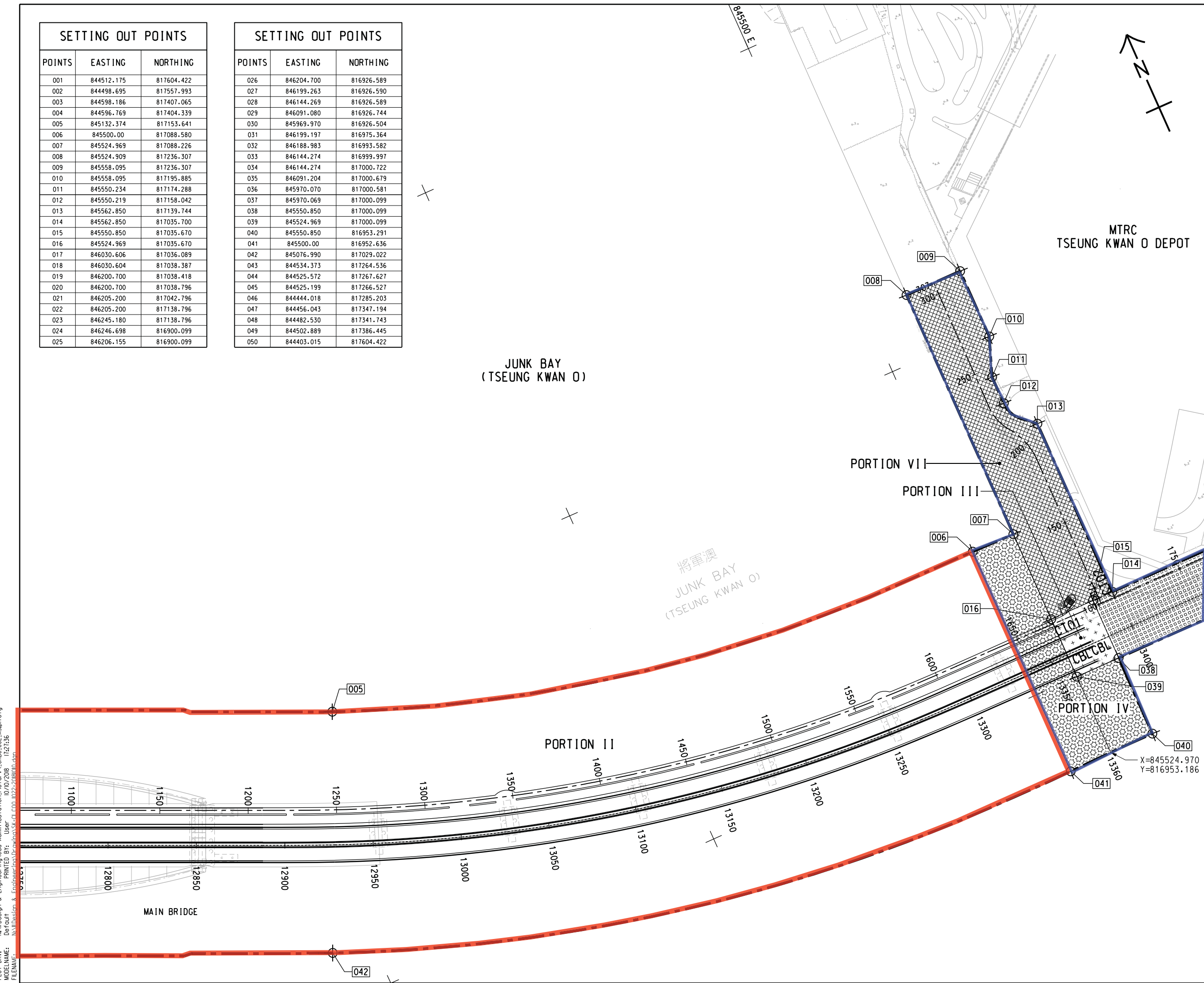
DRAWING TITLE:

SCALE @ A1: 1:1000
 DRAWING NO:
 Copyright Reserved
 版權所有 不得翻印

PLOT DRW: N:\I\Design & Engineering\Cad Administration\Pictor-v\CRBC.COL_A3.pltcf9
 MODELNAME: Default PRINTED BY: User 11/10/2018 8:38:25
 FILENAME: N:\I\Design & Engineering\Drawing\SK-C1.C00.021-20181010.dgn

SETTING OUT POINTS		
POINTS	EASTING	NORTHING
001	844512.175	817604.422
002	844498.695	817557.993
003	844598.186	817407.065
004	844596.769	817404.339
005	845132.374	817153.641
006	845500.00	817088.580
007	845524.969	817088.226
008	845524.909	817236.307
009	845558.095	817236.307
010	845558.095	817195.885
011	845550.234	817174.288
012	845550.219	817158.042
013	845562.850	817139.744
014	845562.850	817035.700
015	845550.850	817035.670
016	845524.969	817035.670
017	846030.606	817036.089
018	846030.604	817038.387
019	846200.700	817038.418
020	846200.700	817038.796
021	846205.200	817042.796
022	846205.200	817138.796
023	846245.180	817138.796
024	846246.698	816900.099
025	846206.155	816900.099

SETTING OUT POINTS		
POINTS	EASTING	NORTHING
026	846204.700	816926.589
027	846199.263	816926.590
028	846144.269	816926.589
029	846091.080	816926.744
030	845969.970	816926.504
031	846199.197	816975.364
032	846188.983	816993.582
033	846144.274	816999.997
034	846144.274	817000.722
035	846091.204	817000.679
036	845970.070	817000.581
037	845970.069	817000.099
038	845550.850	817000.099
039	845524.969	817000.099
040	845550.850	816953.291
041	845500.00	816952.636
042	845076.990	817029.022
043	844534.373	817264.536
044	844525.572	817267.627
045	844525.199	817266.527
046	844444.018	817285.203
047	844456.043	817347.194
048	844482.530	817341.743
049	844502.889	817386.445
050	844403.015	817604.422



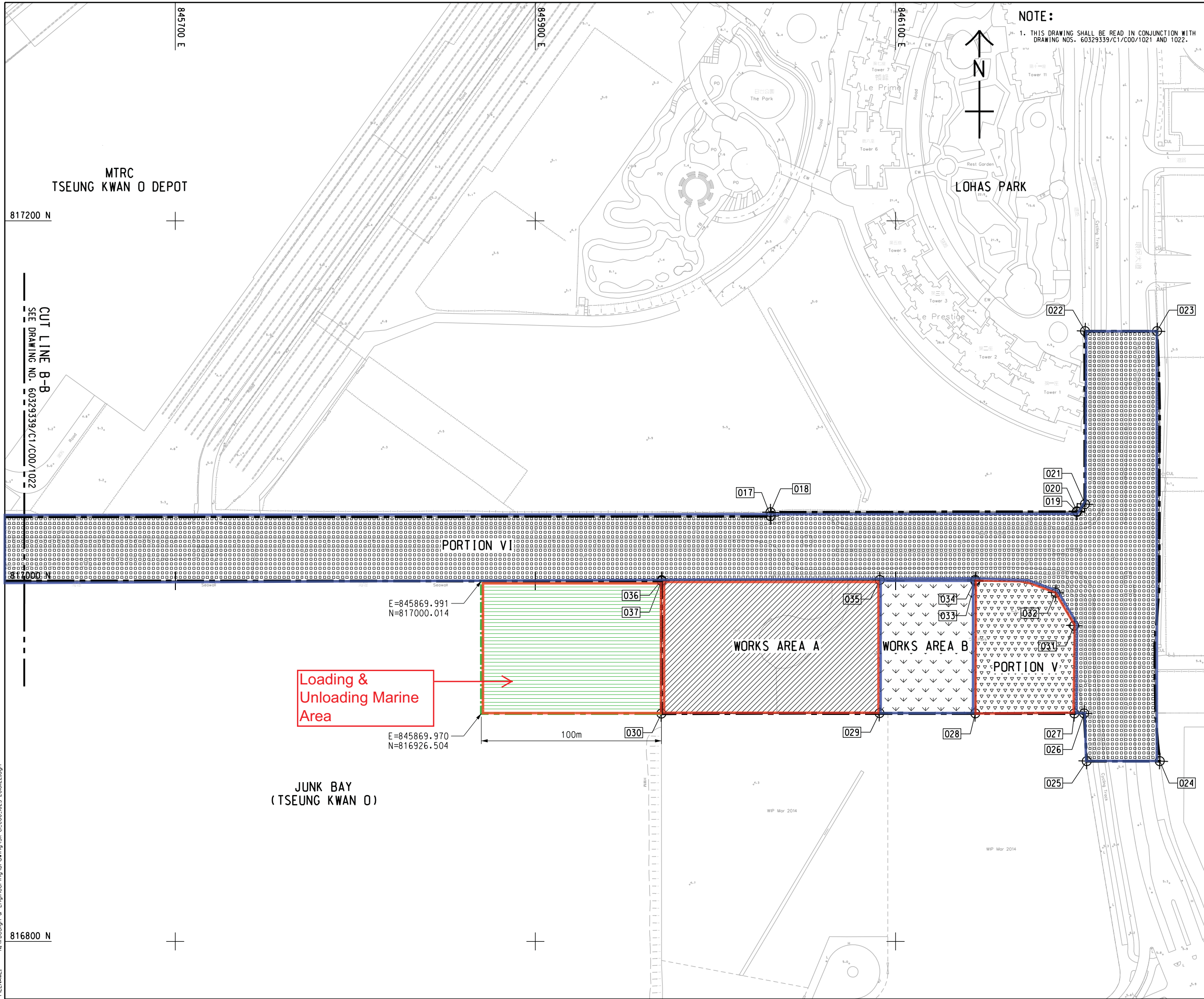
NOTE:
 1. THIS DRAWING SHALL BE READ IN CONJUNCTION WITH DRAWING NOS. 60329339/C1/COO/1021 AND 1023.

LEGEND:

- Works area under Contract 1
- Works area under Contract 2

PLOT DRW: N:\I\Design & Engineering\Cad Administration\Pictor-vv_CRBC_COL_A3.plt:cfcg
 MODELNAME: 10/10/2018 User
 FILENAME: N:\I\Design & Engineering\Cad Administration\SR-C1-CO0_02252018.dwg

Rev	Amendment	By	Chk.	App.	Date
PROJECT MANAGER:		PROJECT MANAGER:			
 土木工程拓展署 Civil Engineering and Development Department					
SUPERVISOR:					
CONTRACTOR:		 中國路橋工程有限責任公司 China Road and Bridge Corp.			
CONTRACT NO. AND TITLE: Contract No. NE/2017/07 CROSS BAY LINK, TSEUNG KWAN O - MAIN BRIDGE AND ASSOCIATED WORKS					
DRAWING TITLE:					
SCALE @ A1			DRAWING NO:		
Copyright Reserved 版權所有 不得翻印					



NOTE:
1. THIS DRAWING SHALL BE READ IN CONJUNCTION WITH
DRAWING NOS. 60329339/C1/COO/1021 AND 1022.

- LEGEND:
- Works area under Contract 1
 - Works area under Contract 2

Loading & Unloading Marine Area

E=845869.991
N=817000.014

E=845869.970
N=816926.504

100m

Rev	Amendment	By	Chk.	App.	Date

PROJECT MANAGER: PROJECT MANAGER:

CEDD 土木工程拓展署
Civil Engineering and Development Department

SUPERVISOR:

AECOM

CONTRACTOR:

RB 中國路橋工程有限責任公司
China Road and Bridge Corp.

CONTRACT NO. AND TITLE:
Contract No. NE/2017/07
CROSS BAY LINK, TSEUNG KWAN O -
MAIN BRIDGE AND ASSOCIATED WORKS

DRAWING TITLE:

SCALE @ A1 DRAWING NO:

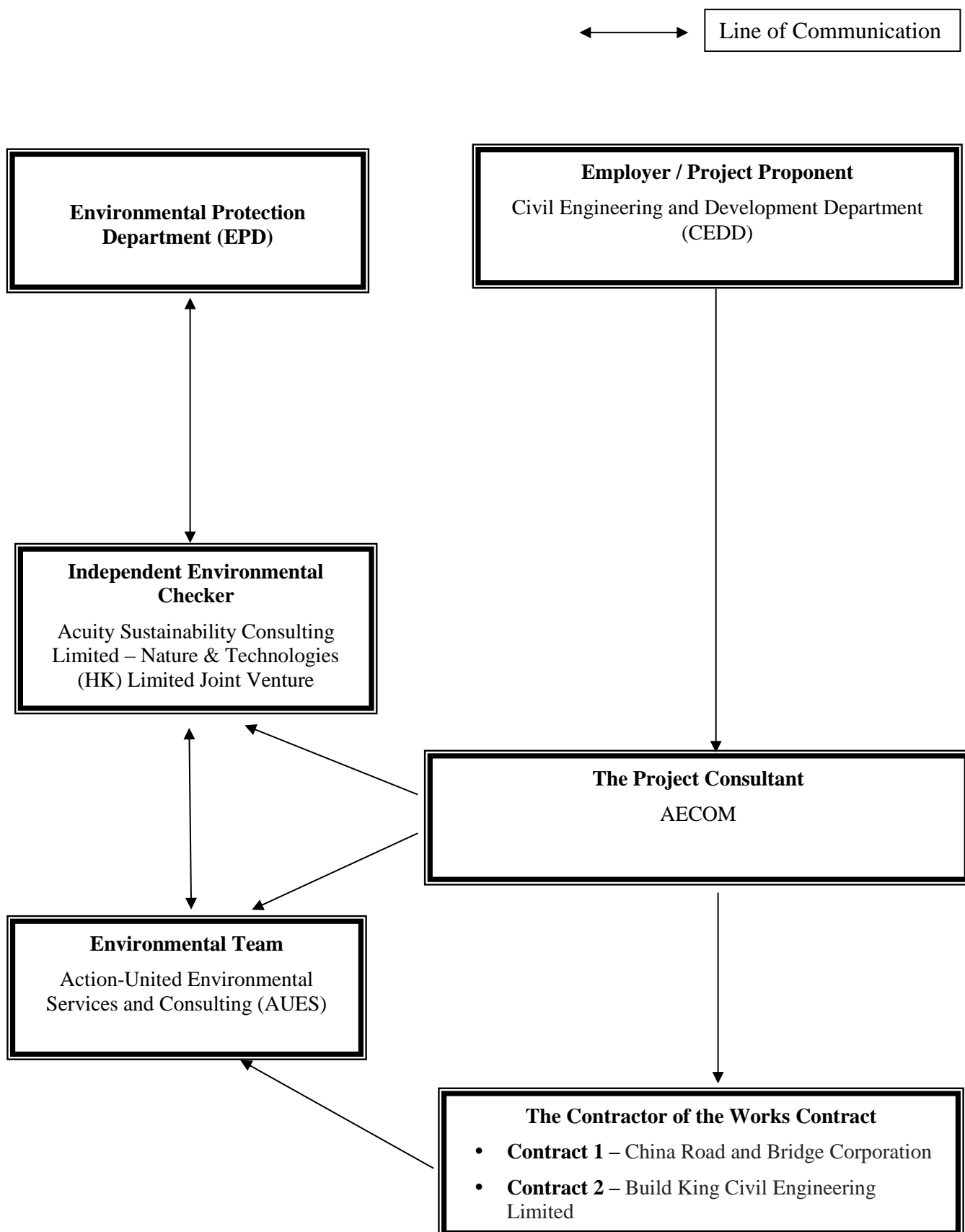
Copyright Reserved
版權所有 不得翻印

PLOT DRW: N:\I\Design & Engineering\Cad Administration\Pictor-vv_CRBC_COL_A3.pltcf9
 MODELNAME: Default PRINTED BY: User 22/11/2018 10:00:59
 FILENAME: N:\I\Design & Engineering\Drawing\SK-CI-COO_025_2018022.dgn

Appendix B

**Project Organization Chart &
Contact Details of Key Personnel for the Project**

Project Organization Structure



Contact Details of Key Personnel for the Project

Organization	Project Role	Name of Key Staff	Tel No.	Fax No.
CEDD	Project Proponent	CK Lam	2301 1398	2714 5174
CEDD	Project Proponent	Sheri Leung	2301 1398	2714 5174
AECOM	Senior Resident Engineer	Jackie Chan	3595 8045	3596 6118
AECOM	Resident Engineer	Kingman Chan	3595 8045	3596 6118
ASC – N&T JV	Independent Environmental Checker	Kevin Li	2698 6833	2698 9383
ASC – N&T JV	Senior Environmental Consultant	Tandy Tse	2698 6833	2698 9383
AUES	Environmental Team Leader	T. W. Tam	2959 6059	2959 6079
AUES	Environmental Consultant	Ben Tam	2959 6059	2959 6079
AUES	Environmental Consultant	Martin Li	2959 6059	2959 6079
CRBC	Site Agent	Raymond Suen	9779 8871	2283 1689
CRBC	Environmental Officer	Calvin So	9724 6254	2283 1689
CRBC	Environmental Supervisor	Lila Lui	9790 5433	2283 1689
Build King	Site Agent	Stephen Leung	9071 7657	TBA
Build King	Environmental Officer	Michael Lam	6476 4299	TBA
Build King	Environmental Supervisor	Kenneth Hung	6170 9304	TBA

Legend:

CEDD (Employer) – Civil Engineering and Development Department

AECOM (Project Consultant) – AECOM Asia Co. Ltd.

ASC – N&T JV (IEC) – Acuity Sustainability Consulting Limited – Nature & Technologies (HK) Limited Joint Venture

AUES (ET) – Action-United Environmental Services & Consulting

CRBC (the Main Contractor of the Works Contract 1) – China Road and Bridge Corporation

Build King (the Main Contractor of the Works Contract 2) - Build King Civil Engineering Limited

Appendix C

3-Month Rolling Construction Programme

Contract 1

Contract No. NE/2017/07 Cross Bay Link, Tseng Kwan O - Main Bridge and Associated Works

Activity ID	Activity Name	Original Duration	Remaining Duration	Start	Planned Start	Finish	Planned Finish	Total Float	Activity % Complete	TRA	Variance - Finish Date	March 2020					April 2020					May 2020				June 2020					
												23	01	08	15	22	29	05	12	19	26	03	10	17	24	31	07	14	21	28	
Cross Bay Link, Tseng Kwan O Main Bridge and Associated Works - 01 - Update with E1 and W																															
Executive Summary Programme																															
ESP Section 2 of Works-All Works within Portion II,III,IV and VI																															
ESP10920	CBL Main Bridge and Marine Viaduct	1240	886	17-Sep-18 A	28-Feb-19	11-Aug-22	21-Jul-22	-180	28.55%	0	-21																				
ESP10980	Pile Cap	321	241	23-Jul-19 A	08-Aug-19	04-Nov-20	23-Jun-20	41	24.92%	0	-134																				
ESP11000	Pier	210	210	20-Mar-20	08-Apr-20	15-Oct-20	26-Sep-20	91	0%	0	-19																				
ESP11080	Concrete Bridge Decks	457	457	06-May-20	06-May-20	05-Aug-21	27-May-21	-24	0%	0	-70																				
ESP11160	E&M Works for CBL Main Bridge and Marine Viaduct	886	886	09-Mar-20	10-Feb-20	11-Aug-22	03-Jun-22	-180	0%	0	-69																				
ESP Section 5 of the Works-All Works within Portion V (CBL E&M Plantroom)																															
ESP11280	Architectural & External Works	153	149	13-Feb-20 A	13-Feb-20	04-Aug-20	14-Jul-20	3	2.61%	0	-21																				
Preliminaries, Contractor's Design & Method Statement Submission & Approval																															
ESP10400	Temporary Works Design	695	300	13-Aug-18 A	13-Aug-18	02-Jan-21	07-Jul-20	-3	56.83%	0	-179																				
ESP10420	Method Statement Submission for Major Construction Works	736	207	27-Aug-18 A	27-Aug-18	01-Oct-20	31-Aug-20	125	71.88%	0	-31																				
ESP10440	Contractor's Design Submission and Approval	869	328	06-Aug-18 A	06-Aug-18	30-Jan-21	21-Dec-20	177	62.26%	0	-40																				
ESP10480	General Submission	843	224	29-Jun-18 A	29-Jun-18	18-Oct-20	18-Oct-20	58	73.43%	0	0																				
ESP10500	Project Manager's Acceptance of Subcontractors	556	0	14-Aug-18 A	21-Feb-19	09-Mar-20	29-Aug-20	340	100%	0	174	Project Manager's Acceptance of Subcontractors																			
ESP10560	Procurement, Factory Acceptance Test, Delivery and Temporary Storage of Major E&M Equipment	423	423	24-Feb-20 A	10-Feb-20	05-May-21	03-Apr-21	46	0%	0	-32																				
ESP10600	Precasting of Precast Shell	745	420	08-Nov-18 A	28-Apr-19	02-May-21	11-May-21	45	43.62%	0	9																				
ESP10620	Fabrication of Precast Box Girder	713	376	10-Nov-18 A	13-May-19	19-Mar-21	24-Apr-21	-46	47.27%	0	36																				
ESP10640	Fabrication of Steel Arch Bridge and Side Spans	623	404	28-Mar-19 A	08-Apr-19	16-Apr-21	20-Dec-20	-169	35.15%	0	-117																				
Procurement, Factory Acceptance Test, Delivery and Temporary Storage of Major E&M Equipment																															
Procurement																															
P-PC10120	Procurement and Manufacture of LV Switch Board	90	90	09-Mar-20	10-Feb-20	29-Jun-20	30-May-20	80	0%	0	-24																				
P-PC10140	Procurement and Manufacture of AHU for Dehumidification System	75	55	24-Feb-20 A	10-Feb-20	18-May-20	13-May-20	0	26.67%	0	-4	Procurement and Manufacture of AHU for Dehumidification System																			
P-PC10160	Procurement and Manufacture of Generator	90	90	09-Mar-20	10-Feb-20	29-Jun-20	30-May-20	37	0%	0	-24																				
Factory Acceptance Test																															
P-PC10060	Factory Acceptance Test for LV Switch Board	60	60	30-Jun-20	01-Jun-20	08-Sep-20	11-Aug-20	80	0%	0	-24																				
P-PC10080	Factory Acceptance Test for AHU for Dehumidification System	30	30	08-Apr-20	02-Apr-20	18-May-20	13-May-20	0	0%	0	-4	Factory Acceptance Test for AHU for Dehumidification System																			
P-PC10100	Factory Acceptance Test for Generator	60	60	30-Jun-20	01-Jun-20	08-Sep-20	11-Aug-20	37	0%	0	-24																				
Delivery																															
P-PC10020	Delivery of AHU for Dehumidification System	7	7	19-May-20	14-May-20	26-May-20	21-May-20	0	0%	0	-4	Delivery of AHU for Dehumidification System																			
Preliminaries, Contractor's Design & Method Statement Submission & Approval																															
Temporary Works Design																															
TDS2080	Design of lifting frame for full-span lifting of precast box girder (incl. 35 days TRA)	63	45	14-Oct-19 A	09-Nov-19	29-Apr-20	21-Jan-20	102	28.57%	35	-85	Design of lifting frame for full-span lifting of precast box girder (incl. 35 days TRA)																			
TDS2140	Design of temporary works for superstructure of steel bridge (incl. 35 days TRA)	141	85	13-Jan-20 A	10-Feb-20	15-Jun-20	22-Jul-20	0	39.72%	35	32																				
TDS2160	Steel mould design for precast segments of TKOI viaducts (incl. 21 days TRA)	63	63	09-Mar-20	21-Feb-20	20-May-20	04-May-20	-4	0%	21	-14	Steel mould design for precast segments of TKOI viaducts																			
TDS2180	Design of Pier bracket for erection of pier-head segments (incl. 21 days TRA)	56	56	21-Mar-20	16-Mar-20	25-May-20	19-May-20	-4	0%	21	-5	Design of Pier bracket for erection of pier-head segments																			
TDS2200	Design of temporary supporting towers and working platform for steel bridge (incl. 35 days TRA)	120	120	02-Jun-20	02-Jun-20	19-Oct-20	19-Oct-20	62	0%	35	0																				
TDS2220	Design for temporary works for full span erection for TKOI viaducts (incl. 21 days TRA)	90	90	09-Mar-20	03-Mar-20	20-Jun-20	15-Jun-20	38	0%	21	-5	Design for temporary works for full span erection for TKOI viaducts																			
Method Statement Submission for Major Construction Works																															
MDS1135	Method statement submission for geometry control (incl. 21 days TRA)	67	7	28-Mar-19 A	26-Apr-19	16-Mar-20	12-Jul-19	-117	89.55%	21	-212	Method statement submission for geometry control (incl. 21 days TRA)																			
MDS1140	Method statement submission for assembly of steel arch bridge (incl. 35 days TRA)	96	50	15-Jul-19 A	09-Nov-19	05-May-20	28-Feb-20	35	47.92%	35	-57	Method statement submission for assembly of steel arch bridge (incl. 35 days TRA)																			
MDS1170	Method statement submission for delivery of precast box girder (incl. 35 days TRA)	61	35	19-Oct-19 A	09-Mar-20	17-Apr-20	18-May-20	112	42.62%	35	26	Method statement submission for delivery of precast box girder																			
MDS1210	Method statement submission for installation of precast box girder (incl. 35 days TRA)	81	55	04-Nov-19 A	09-Mar-20	11-May-20	10-Jun-20	92	32.1%	35	26	Method statement submission for installation of precast box girder																			
MDS1220	Method statement submission for delivery of steel bridge deck of side span (incl. 35 days TRA)	81	47	15-Jul-19 A	13-Nov-20	14-Sep-20	15-Feb-21	122	41.98%	35	132																				
MDS1225	Method statement submission for delivery of steel arch bridge (incl. 21 days TRA)	82	60	15-Aug-19 A	24-Sep-20	29-Sep-20	28-Dec-20	87	26.83%	21	77																				
MDS1230	Method statement submission for installation of the steel bridge deck of side span (incl. 21 days TRA)	67	40	15-Jul-19 A	13-Nov-20	05-Sep-20	29-Jan-21	129	40.3%	21	125																				
MDS1270	Method statement submission for installation of steel arch bridge (incl. 21 days TRA)	82	62	15-Jul-19 A	29-Sep-20	01-Oct-20	01-Jan-21	97	24.39%	21	79																				
Contractor's Design Submission and Approval																															
CDS1040	Design of arch rib inspection cradle + Under bridge gantry	86	25	16-Sep-19 A	09-Oct-19	06-Apr-20	16-Jan-20	-81	70.93%	0	-69	Design of arch rib inspection cradle + Under bridge gantry																			
CDS1060	Design of access facilities (incl. 14 days TRA)	125	14	05-May-19 A	28-May-19	24-Mar-20	19-Oct-19	-63	88.8%	14	-134	Design of access facilities (incl. 14 days TRA)																			
CDS1080	Design of Tuned Mass Damper(TMD) (incl. 7 days TRA)	150	21	15-Apr-19 A	08-Jul-19	01-Apr-20	28-Dec-19	-36	86%	14	-81	Design of Tuned Mass Damper(TMD) (incl. 7 days TRA)																			

▬ Remaining Level of Effort
▬ Remaining Work
▬ Critical Remaining Work
▬ Primary Baseline
◆ Milestone
◆ Baseline Milestone
▬ Summary


CRBC

Three Month Rolling Programme

Date	Revision	Checked	Approved
08-Mar-20	Monthly updated on 08 Mar 2020		

Contract No. NE/2017/07 Cross Bay Link, Tseng Kwan O - Main Bridge and Associated Works

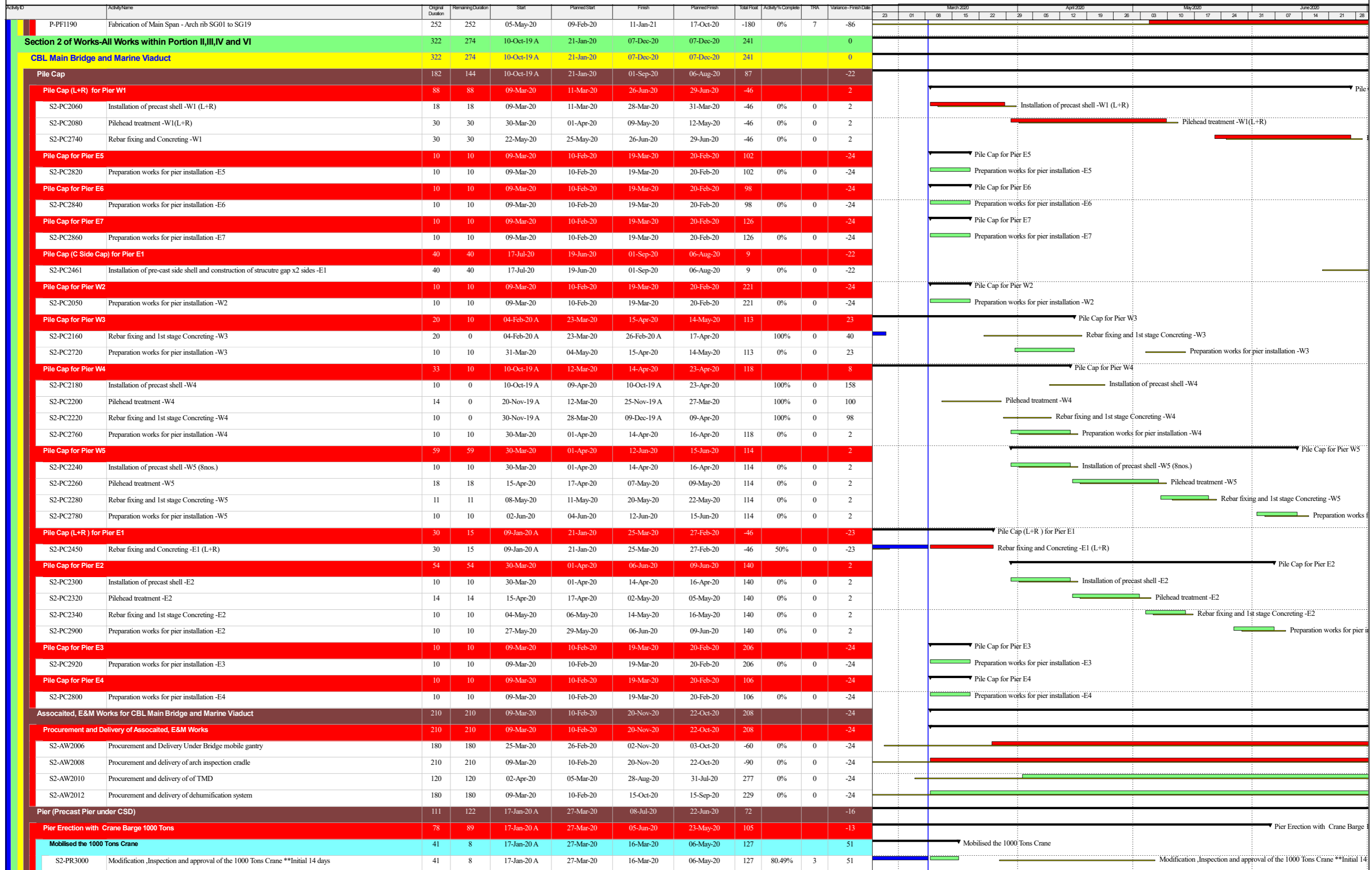
Activity ID	Activity Name	Original Duration	Remaining Duration	Start	Planned Start	Finish	Planned Finish	Total Hours	Activity % Complete	TRA	Variance - Finish Date	March 2020					April 2020					May 2020					June 2020												
												23	01	08	15	22	29	05	12	19	26	02	09	16	23	30	06	13	20	27	03	10	17	24	31	07	14	21	28
CDS1120	Design of Isolation panel and its structural frame (incl. 7 days TRA)	97	60	19-Nov-20 A	27-Mar-20	16-May-20	17-Jul-20	39	38.14%	7	53																												
CDS1140	Design of Functional lighting system,road lighting system,etc (incl. 7 days TRA)	97	97	18-May-20	20-Apr-20	07-Sep-20	10-Aug-20	39	0%	7	-24																												
CDS1160	Design of Electrical system for the E&M plant room	100	50	09-Oct-19 A	09-Dec-19	27-Apr-20	17-Mar-20	1	50%	0	-41	Design of Electrical system for the E&M plant room																											
CDS1180	Design of Building Services system for the E&M plant room	100	40	02-Sep-19 A	02-Sep-19	17-Apr-20	10-Dec-19	0	60%	0	-129	Design of Building Services system for the E&M plant room																											
CDS1200	Design of Structural health monitoring system (incl. 14 days TRA)	172	40	12-Jun-19 A	08-Jul-19	23-Apr-20	23-Jan-20	-75	76.74%	14	-78	Design of Structural health monitoring system (incl. 14 days TRA)																											
CDS1220	Design of SCADA system(SCADAS) (incl. 14 days TRA)	171	171	09-Mar-20	18-Feb-20	23-Sep-20	03-Sep-20	151	0%	14	-17																												
Preliminaries, Submission, Subcontracting and Procurement												Preliminaries, Submission, Subcontracting and Procurement																											
General Submission												General Submission																											
P-GS1680	Submit the details of proposed precast yard for precast segment (incl. 21 days TRA)	49	49	09-Mar-20	03-Mar-20	26-Apr-20	20-Apr-20	100	0%	21	-6	Submit the details of proposed precast yard for precast segment (incl. 21 days TRA)																											
Project Manager's Acceptance of Subcontractors												Project Manager's Acceptance of Subcontractors																											
P-SP1460	Fabrication and transportation of precast segment	0	0			08-Mar-20	02-Mar-20	44	0%	0	-6	Fabrication and transportation of precast segment																											
P-SP1470	Fabrication of Precast Pile Cap Shell for TKOI Viaduct	0	0			08-Mar-20	02-Mar-20	45	0%	0	-6	Fabrication of Precast Pile Cap Shell for TKOI Viaduct																											
P-SP1480	Erection of precast segment	0	0			08-Mar-20	02-Mar-20	340	0%	0	-6	Erection of precast segment																											
P-SP1540	Waterproofing Works	0	0			08-Mar-20	08-Feb-20	171	0%	0	-29	Waterproofing Works																											
P-SP1580	Supply and installation of steel parapet and sign gantry	0	0			08-Mar-20	08-Feb-20	174	0%	0	-29	Supply and installation of steel parapet and sign gantry																											
P-SP1770	Flexible pavement works	0	0			08-Mar-20	08-Feb-20	0	0%	0	-29	Flexible pavement works																											
Precasting & Fabrication Works												-69																											
Fabrication of Precast Shell and Precast Segments												-3																											
Precast Shell												-3																											
CBL - E1 and W1 Side Shells (2nos.)												-3																											
P-PS9010	Casting Bed Preparation for Side Shells (small) - Additional Casting Beds	60	55	29-Jan-20 A	09-Feb-20	02-May-20	29-Apr-20	-28	8.33%	0	-3	Casting Bed Preparation for Side Shells (small) - Additional Casting Beds																											
P-PS9020	Fabrication of Side Shells (C Shape) E1	40	40	03-May-20	30-Apr-20	11-Jun-20	08-Jun-20	-28	0%	0	-3	Fabrication of Side Shells (C Shape) E1																											
P-PS9040	Fabrication of Side Shells (C Shape) W1	40	40	12-Jun-20	09-Jun-20	21-Jul-20	18-Jul-20	-28	0%	0	-3	Fabrication of Side Shells (C Shape) W1																											
Fabrication of Precast Box Girder												-74																											
Box Girder Fabrication - 1st Batch (10 Pieces)												-32																											
P-BG1400	Transfer and delivery the 1st Batch Box Girder to HONG KONG (except NW5-4) ** planned to Commenced from early Apr 2020	60	60	13-Jun-20	31-Mar-20	11-Aug-20	29-May-20	-74	0%	0	-74	Transfer and delivery the 1st Batch Box Girder to HONG KONG (except NW5-4) ** planned to Commenced from early Apr 2020																											
P-BG1408	Fabrication of Precast box girder, Including Cast-in Items -Span E6-E7(North)	132	97	08-Dec-19 A	29-Mar-20	13-Jun-20	02-Jul-20	-67	26.52%	0	19	Fabrication of Precast box girder, Including Cast-in Items -Span E6-E7(North)																											
P-BG1409	Fabrication of Precast box girder, Including Cast-in Items -Span W3-W4(North)	139	139	16-Mar-20*	24-Feb-20	01-Aug-20	08-May-20	-74	0%	0	-85	Fabrication of Precast box girder, Including Cast-in Items -Span W3-W4(North)																											
P-BG1425	Fabrication of Precast box girder, Including Cast-in Items -Span E7-Abut(North)	132	122	09-Jan-20 A	06-Apr-20	08-Jul-20	10-Jul-20	-67	7.58%	0	2	Fabrication of Precast box girder, Including Cast-in Items -Span E7-Abut(North)																											
Box Girder Fabrication - 2nd Batch (8 Pieces)												-74																											
P-BG1407	Fabrication of Precast box girder, Including Cast-in Items -Span W2-W3(North)	75	75	07-Aug-20	25-May-20	20-Oct-20	07-Aug-20	-74	0%	0	-74	Fabrication of Precast box girder, Including Cast-in Items -Span W2-W3(North)																											
P-BG1445	Fabrication of Precast box girder, Including Cast-in Items -Span E3-E4(North)	75	75	13-Jul-20	30-Apr-20	25-Sep-20	13-Jul-20	-74	0%	0	-74	Fabrication of Precast box girder, Including Cast-in Items -Span E3-E4(North)																											
P-BG1446	Fabrication of Precast box girder, Including Cast-in Items -Span E3-E4(South)	75	75	01-Sep-20	19-Jun-20	14-Nov-20	01-Sep-20	-74	0%	0	-74	Fabrication of Precast box girder, Including Cast-in Items -Span E3-E4(South)																											
Fabrication of Precast Pier												-29																											
P-PF1420	Fabrication of Precast pier (2nd batch 4 nos) - E7 W3, W4, W5(include 10 days TRA)	165	160	25-Feb-20 A	09-Feb-20	15-Aug-20	07-Jul-20	58	3.03%	10	-39	Fabrication of Precast pier (2nd batch 4 nos) - E7 W3, W4, W5(include 10 days TRA)																											
P-PF1430	Fabrication of Precast pier (3rd batch 3 nos) (incl. 10 days TRA) - W2,E2, E3	60	60	04-Jun-20	19-May-20	02-Aug-20	17-Jul-20	77	0%	10	-16	Fabrication of Precast pier (3rd batch 3 nos) (incl. 10 days TRA) - W2,E2, E3																											
Fabrication of Steel Arch Bridge and Side Spans												-69																											
Fabrication of Side Spans												-34																											
P-PF1080	Fabrication of steel deck of Side Spans - C01 to C07	161	124	14-Nov-19 A	27-Dec-19	20-Jul-20	04-Jun-20	-137	22.98%	7	-46	Fabrication of steel deck of Side Spans - C01 to C07																											
P-PF1081	Sub-assembly of Side Span - C01 to C07	80	80	06-Jun-20	11-May-20	24-Aug-20	29-Jul-20	-117	0%	0	-26	Sub-assembly of Side Span - C01 to C07																											
P-PF1082	Fabrication of steel deck of Side Spans - C22 to C28	173	160	23-Dec-19 A	04-Jun-20	27-Dec-20	23-Nov-20	-137	7.51%	7	-34	Fabrication of steel deck of Side Spans - C22 to C28																											
Fabrication of Steel Arch Bridge												-69																											
Design, Drawing, Procurement												-84																											
P-PF1045	Remaining shop drawing submission & approval (NCE 014)	65	40	29-Jun-19 A	21-Nov-19	17-Apr-20	24-Jan-20	-29	38.46%	0	-84	Remaining shop drawing submission & approval (NCE 014)																											
P-PF1050	Procurement and delivery of steel material (incl. 35 days TRA)	125	10	19-Apr-19 A	12-Jun-19	18-Mar-20	14-Oct-19	-160	92%	35	-156	Procurement and delivery of steel material (incl. 35 days TRA)																											
Fabrication and sub-assembly Work												-69																											
P-PF1065	Welding Procedure trials	90	7	29-Jun-19 A	06-Aug-19	15-Mar-20	03-Nov-19	-147	92.22%	0	-133	Welding Procedure trials																											
P-PF1101	Fabrication of Main Span - Decking C08-C14	235	61	30-Aug-19 A	30-Aug-19	08-May-20	14-Mar-20	-180	74.04%	7	-55	Fabrication of Main Span - Decking C08-C14																											
P-PF1110	Sub-assembly of Main Span - Decking C08 to C14	178	163	23-Dec-19 A	17-Jan-20	26-Aug-20	05-Jun-20	-137	8.43%	0	-82	Sub-assembly of Main Span - Decking C08 to C14																											
P-PF1120	Fabrication of Main Span - Decking C15- C21	233	163	10-Oct-19 A	02-Mar-20	18-Oct-20	13-Sep-20	-50	30.04%	7	-35	Fabrication of Main Span - Decking C15- C21																											
P-PF1155	Main Span Coating	190	190	20-Aug-20	12-Jun-20	25-Feb-21	18-Dec-20	-180	0%	0	-69	Main Span Coating																											
P-PF1170	Fabrication of Main Span - Arch rib NG01 to NG19	347	282	25-Nov-19 A	09-Dec-19	15-Dec-20	11-Sep-20	-180	18.73%	7	-95	Fabrication of Main Span - Arch rib NG01 to NG19																											



CRBC
Three Month Rolling Programme

Date	Revision	Checked	Approved
08-Mar-20	Monthly updated on 08 Mar 2020		

Contract No. NE/2017/07 Cross Bay Link, Tseng Kwan O - Main Bridge and Associated Works



■ Remaining Level of Effort
 ■ Remaining Work
 ◆ Milestone
 Primary Baseline
■ Critical Remaining Work
▶ Summary
■ Actual Work
◆ Baseline Milestone

CRBC
Three Month Rolling Programme

Date	Revision	Checked	Approved
08-Mar-20	Monthly updated on 08 Mar 2020		

Activity ID	Activity Name	Original Duration	Remaining Duration	Start	Planned Start	Finish	Planned Finish	Total Float	Activity % Complete	TRA	Variance - Finish Date	March 2020							April 2020							May 2020							June 2020																
												23	01	08	15	22	29	05	12	19	26	03	10	17	24	31	07	14	21	28	04	11	18	25	01	08	15	22	29	05	12	19	26	02	09	16	23	30	06
Pier E5																																																	
S2-PR3600	Installation of Pier -E5	4	4	25-Mar-20	16-Apr-20	24-Apr-20	14-May-20	102	0%	0	15																																						
S2-PR3620	Rebar fixing and 2nd stage Concreting for connection between pier and pile cap -E5	14	14	30-Mar-20	21-Apr-20	18-Apr-20	08-May-20	102	0%	0	15																																						
S2-PR3640	Installation of temp. bearing/jacking system -E5	5	5	20-Apr-20	09-May-20	24-Apr-20	14-May-20	102	0%	0	15																																						
Pier E6																																																	
S2-PR3660	Installation of Pier -E6	4	4	20-Mar-20	08-Apr-20	24-Mar-20	15-Apr-20	98	0%	0	15																																						
S2-PR3680	Rebar fixing and 2nd stage Concreting for connection between pier and pile cap -E6	14	14	25-Mar-20	16-Apr-20	14-Apr-20	04-May-20	111	0%	0	15																																						
S2-PR3700	Installation of temp. bearing/jacking system -E6	5	5	15-Apr-20	05-May-20	20-Apr-20	09-May-20	111	0%	0	15																																						
Pier E7																																																	
S2-PR3720	Installation of Pier -E7	4	4	11-May-20	25-Apr-20	14-May-20	29-Apr-20	88	0%	0	-11																																						
S2-PR3740	Rebar fixing and 2nd stage Concreting for connection between pier and pile cap -E7	14	14	15-May-20	02-May-20	30-May-20	18-May-20	88	0%	0	-11																																						
S2-PR3760	Installation of temp. bearing/jacking system -E7	5	5	01-Jun-20	19-May-20	05-Jun-20	23-May-20	88	0%	0	-11																																						
Pier E4																																																	
S2-PR3540	Installation of Pier -E4	4	4	30-Mar-20	21-Apr-20	02-Apr-20	24-Apr-20	98	0%	0	15																																						
S2-PR3560	Rebar fixing and 2nd stage Concreting for connection between pier and pile cap -E4	14	14	03-Apr-20	25-Apr-20	23-Apr-20	13-May-20	98	0%	0	15																																						
S2-PR3580	Installation of temp. bearing/jacking system -E4	5	5	24-Apr-20	14-May-20	29-Apr-20	19-May-20	98	0%	0	15																																						
Pier Erection with crane barge 4000 Tons																																																	
Pier W3																																																	
S2-PR3100	Installation of Pier -W3	4	4	04-Jul-20	18-Jun-20	08-Jul-20	22-Jun-20	49	0%	0	-12																																						
Concrete Bridge Decks																																																	
Erection of Precast Girder for Marine Viaduct																																																	
S2-CB2000	Mobilization of crane barge (~4000T) (incl.3days TRA)	10	10	03-Jun-20	21-Mar-20	12-Jun-20	30-Mar-20	75	0%	3	-74																																						
East Side of Precast Girder																																																	
S2-CB2500	Erection of precast girder for span E4 - E5 (North Deck)	5	5	13-Jun-20	20-May-20	18-Jun-20	25-May-20	62	0%	0	-21																																						
S2-CB2520	Erection of precast girder for span E4 - E5 (South Deck)	5	5	03-Jul-20	06-Jun-20	08-Jul-20	11-Jun-20	62	0%	0	-21																																						
S2-CB2540	Erection of precast girder for span E5 - E6 (North Deck)	5	5	19-Jun-20	26-May-20	24-Jun-20	30-May-20	62	0%	0	-21																																						
S2-CB2560	Erection of precast girder for span E5 - E6 (South Deck)	5	5	26-Jun-20	01-Jun-20	02-Jul-20	05-Jun-20	62	0%	0	-21																																						
S2-CB2580	Erection of precast girder for span E6 - E7 (North Deck)	5	5	20-Jul-20	12-Jun-20	24-Jul-20	17-Jun-20	53	0%	0	-30																																						
S2-CB2600	Erection of precast girder for span E6 - E7 (South Deck)	5	5	25-Jul-20	18-Jun-20	30-Jul-20	23-Jun-20	53	0%	0	-30																																						
Procurement and Delivery																																																	
S2-CB2485	Procurement and delivery of bearing system	180	180	06-May-20	06-May-20	07-Dec-20	07-Dec-20	138	0%	0	0																																						
Pier (In-situ Pier under Conforming Design)																																																	
Pier E1																																																	
S2-PR3485	Pier Mould Modification Work (due to Pier drawing amendment)	80	59	13-Feb-20 A	11-Mar-20	08-Aug-20	01-Jun-20	-90	26.25%	0	-57																																						
S2-PR3490	Construction of In-situ Pier Legs - E1	65	65	23-May-20	11-Mar-20	08-Aug-20	01-Jun-20	-90	0%	0	-57																																						
Section 5 of the Works-All Works within Portion V (CBL E&M Plantroom)																																																	
ABWF Work																																																	
S5-PR2080	ABWF Work	131	120	13-Feb-20 A	10-Feb-20	04-Aug-20	20-Jul-20	3	8.4%	0	-13																																						
Major Services System																																																	
Electrical System																																																	
UPS Room																																																	
S5-PR2580	E&M Installation for UPS Room	55	55	27-Jun-20	02-Jun-20	31-Aug-20	06-Aug-20	81	0%	0	-21																																						
Transformer Room 1 and Room 2																																																	
S5-PR2360	E&M installation for Transformer Room	26	26	23-May-20	02-May-20	22-Jun-20	01-Jun-20	81	0%	0	-18																																						
Generator Room & Fuel Tank Room																																																	
S5-PR2520	E&M Installation for Fuel Tank Room	40	40	04-Jul-20	11-Jun-20	19-Aug-20	29-Jul-20	101	0%	0	-18																																						
Fire Services System																																																	
Statutory Submission																																																	
S5-PR2660	Submission of WWO46 to WSD	30	30	08-Jun-20	15-May-20	07-Jul-20	13-Jun-20	148	0%	0	-24																																						
S5-PR2680	Submission of FSI/314 to FSD	30	30	08-Jun-20	15-May-20	07-Jul-20	13-Jun-20	169	0%	0	-24																																						
Installation of Fire Services																																																	
S5-PR2720	Fire services installation on Transformer Room	26	26	26-May-20	02-May-20	24-Jun-20	01-Jun-20	16	0%	0	-20																																						

█ Remaining Level of Effort
 █ Remaining Work
 █ Critical Remaining Work
 █ Actual Work
 ◆ Milestone
 ◆ Baseline Milestone
 ── Summary

CRBC
Three Month Rolling Programme

Date	Revision	Checked	Approved
08-Mar-20	Monthly updated on 08 Mar 2020		

Activity ID	Activity Name	Original Duration	Remaining Duration	Start	Planned Start	Finish	Planned Finish	Total Hours	Activity % Complete	IRA	Variance - Finish Date	March 2020					April 2020					May 2020					June 2020							
												23	01	08	15	22	29	05	12	19	26	02	09	16	23	30	06	13	20	27	03	10	17	24
S5-PR2740	Fire services installation on others' Area (except Transformer Room)	72	72	26-Jun-20	02-Jun-20	18-Sep-20	26-Aug-20	16	0%	0	-20																							
MVAC System		44	44	27-May-20	22-May-20	09-Jul-20	04-Jul-20	167			-5																							
Statutory Submission		30	30	10-Jun-20	05-Jun-20	09-Jul-20	04-Jul-20	167			-5																							
S5-PR2940	Submission of FSI/314 to FSD	30	30	10-Jun-20	05-Jun-20	09-Jul-20	04-Jul-20	167	0%	0	-5																							
Installation of MVAC System		26	26	27-May-20	22-May-20	26-Jun-20	20-Jun-20	0			-4																							
S5-PR2840	MVAC Installation for Transformer Room	26	26	27-May-20	22-May-20	26-Jun-20	20-Jun-20	0	0%	0	-4																							

Remaining Level of Effort	Remaining Work	Milestone
Primary Baseline	Critical Remaining Work	Summary
Actual Work	Baseline Milestone	



CRBC
Three Month Rolling Programme

Date	Revision	Checked	Approved
08-Mar-20	Monthly updated on 08 Mar 2020		

Contract 2

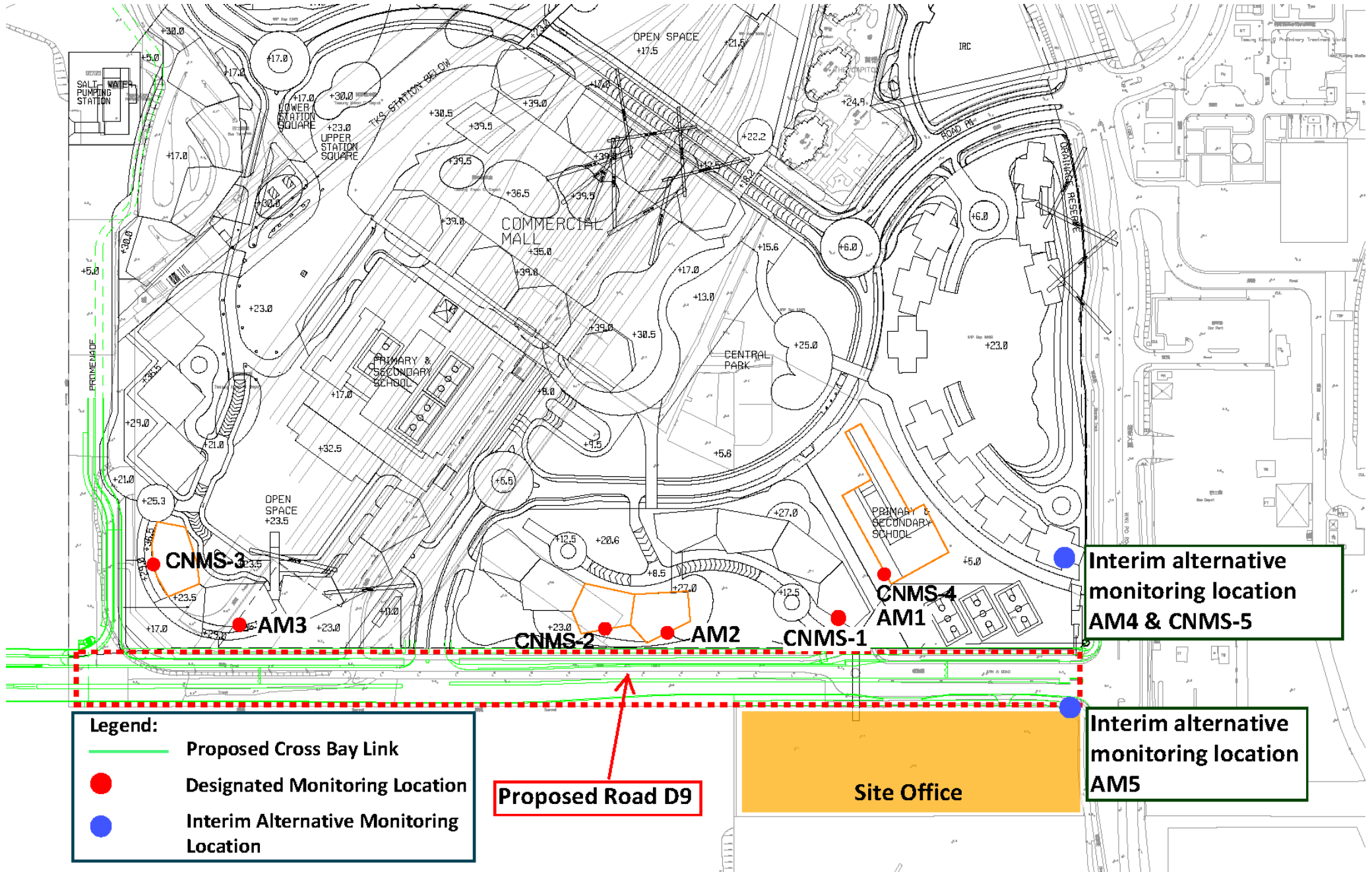
Contract No.: NE/2017/08 - Cross Bay Link, Tseung Kwan O - Road D9 and Associated Works																	2019					2020				2021				2022				2023	
Activity ID	Activity Name	Original Duration	Actual Duration	Remaining Duration	Calendar	Start	Finish	Late Start	Late Finish	Total Float	TRA	Activity % Complete	Predecessor Details	Successor Details	Q4	Q1	Q2	Q3	Q4	Q1	Q2	Q3	Q4	Q1	Q2	Q3	Q4	Q1	Q2						
MPU20200208.7.8.2.3.1.3	Excavation and Construction of RC Structure	22.0	0.0	22.0	(6days)	29-Apr-20 08:00	26-May-20 18:00	12-May-20 13:00	06-Jun-20 13:00	9.5																									
WO.CA.TTA2NP.1052	Temporary Diversion of Underground Utilities at Wan O Road Roundabout	10.0	0.0	10.0	(6days)	04-May-20 08:00	14-May-20 18:00	26-May-20 13:00	06-Jun-20 13:00	19.5	0	0%	PORIII.AG.1070: FS	WO.CA.TTA2NP.1050: FS																					
WO.CA.TTA2NP.1054	Shifting of MOE to along Sheet Pile at Northern Portion	10.0	0.0	10.0	(6days)	15-May-20 08:00	26-May-20 18:00	26-May-20 13:00	06-Jun-20 13:00	9.5	0	0%	WO.CA.TTA2NP.1060: FS	WO.CA.TTA2NP.1050: FS																					
WO.CA.TTA2NP.1060	Installation of Sheet pile at Roundabout Northern Portion	12.0	0.0	12.0	(6days)	29-Apr-20 08:00	15-May-20 08:00	12-May-20 13:00	26-May-20 13:00	9.5	0	0%	TW1160: FS, WO.CA.TTA2NP.1041: FS, WO.CA.TTA2NP.1043: FF -8.0	WO.CA.TTA2NP.1065: FS, WO.CA.TTA2NP.1054: FS																					
MPU20200208.7.8.2.3.2	Southern Portion and Central Barrier	222.0	6.0	216.0	(6days)	03-Feb-20 08:00 A	30-Oct-20 18:00	18-Feb-20 13:00	21-Nov-20 13:00	18.5																									
MPU20200208.7.8.2.3.2.1	Predrilling Works (16nos, 10D/hole + 5D TRA, 1-3 rigs)	112.0	6.0	106.0	(6days)	03-Feb-20 08:00 A	18-Jun-20 18:00	18-Feb-20 13:00	13-Jul-20 13:00	18.5																									
MPU20200208.7.8.2.3.2.1.2	Rig 3	40.0	1.0	39.0	(6days)	08-Feb-20 08:00 A	25-Mar-20 18:00	20-Feb-20 13:00	07-Apr-20 13:00	9.5																									
WO.CA.TTA2SP.1210	Predrilling at Central Barrier of Wan O Road (PD119)	15.0	1.0	9.0	(6days)	08-Feb-20 08:00	19-Feb-20 13:00	20-Feb-20 13:00	02-Mar-20 13:00	9.5	5	40%	WO.CA.TTA2SP.1200: FS	WO.CA.TTA2SP.1220: FS, WO.CA.TTA2SP.1040: FS																					
WO.CA.TTA2SP.1220	Predrilling at Central Barrier of Wan O Road (PD120)	15.0	0.0	15.0	(6days)	20-Feb-20 08:00	07-Mar-20 18:00	02-Mar-20 13:00	19-Mar-20 13:00	9.5	5	0%	WO.CA.TTA2SP.1210: FS	WO.CA.TTA2SP.1230: FS																					
WO.CA.TTA2SP.1230	Predrilling at Central Barrier of Wan O Road (PD121)	15.0	0.0	15.0	(6days)	09-Mar-20 08:00	25-Mar-20 18:00	19-Mar-20 13:00	07-Apr-20 13:00	9.5	5	0%	WO.CA.TTA2SP.1220: FS	WO.CA.TTA2NP.1041: FS, WO.CA.TTA2SP.1040: FS -40.0																					
MPU20200208.7.8.2.3.2.1.3	Rig 5	112.0	6.0	106.0	(6days)	03-Feb-20 08:00 A	18-Jun-20 18:00	18-Feb-20 13:00	13-Jul-20 13:00	18.5																									
WO.CA.TTA2SP.1240	Predrilling at Central Barrier of Wan O Road (PD122)	15.0	0.0	15.0	(6days)	02-Jun-20 08:00	18-Jun-20 18:00	23-Jun-20 13:00	13-Jul-20 13:00	18.5	5	0%	WO.CA.TTA2SP.1290: FS	WO.CA.TTA2SP.1040: FS -95.0																					
WO.CA.TTA2SP.1260	Predrilling at Central Barrier of Wan O Road (PD82)	15.0	6.0	1.0	(6days)	03-Feb-20 08:00 A	10-Feb-20 18:00	18-Feb-20 13:00	19-Feb-20 13:00	7.5	5	93.33%	WO.CA.TTA2SP.1250: FS	WO.CA.TTA.PD1090: FS, WO.CA.TTA2SP.1040: FS																					
WO.CA.TTA2SP.1270	Predrilling at Central Barrier of Wan O Road (PD83)	15.0	0.0	15.0	(6days)	03-Apr-20 08:00	24-Apr-20 18:00	29-Apr-20 13:00	19-May-20 13:00	18.5	5	0%	WO.CA.TTA.PD1130: FS	WO.CA.TTA2SP.1280: FS																					
WO.CA.TTA2SP.1280	Predrilling at Central Barrier of Wan O Road (PD79)	15.0	0.0	15.0	(6days)	25-Apr-20 08:00	14-May-20 18:00	19-May-20 13:00	05-Jun-20 13:00	18.5	5	0%	WO.CA.TTA2SP.1270: FS	WO.CA.TTA2SP.1290: FS																					
WO.CA.TTA2SP.1290	Predrilling at Central Barrier of Wan O Road (PD78)	15.0	0.0	15.0	(6days)	15-May-20 08:00	01-Jun-20 18:00	05-Jun-20 13:00	23-Jun-20 13:00	18.5	5	0%	WO.CA.TTA2SP.1280: FS	WO.CA.TTA2SP.1240: FS																					
MPU20200208.7.8.2.3.2.2	PBSH Works	205.0	0.0	205.0	(6days)	22-Feb-20 08:00	30-Oct-20 18:00	14-Mar-20 13:00	21-Nov-20 13:00	18.5																									
WO.CA.TTA2SP.1040	Construction of PBSH (44nos at Southern Portion, 7D/pile, 1-2rigs)	205.0	0.0	205.0	(6days)	22-Feb-20 08:00	30-Oct-20 18:00	14-Mar-20 13:00	21-Nov-20 13:00	18.5	0	0%	AD1420: FS, WO.CA.TTA2SP.1210: FS, WO.CA.TTA2SP.1260: FS, WO.CA.TTA2SP.1230: FS -40.0, WO.CA.TTA2SP.1240: FS -95.0	WO.CA.TTA2SP.1050: FS, WO.CA.TTA2SP.1070: FS																					
MPU20200208.8	Miscellaneous Works (Portion I, II and III)	939.0	326.0	630.0	(6days)	02-Jan-19 08:00 A	25-Apr-22 18:00	11-Feb-20 13:00	25-Mar-22 13:00	-22.5																									
MISC4030	Tree Preservation and Protection Works	939.0	326.0	630.0	(6days)	02-Jan-19 08:00 A	25-Apr-22 18:00	11-Feb-20 13:00	25-Mar-22 13:00	-22.5	0	32.91%	POR.I.LS.1080: FF, POR.I.U.T.1040: FF, P.REL.1240: FF, P.REL.1230: FF	PC1080: FS, PCP1080: FS																					

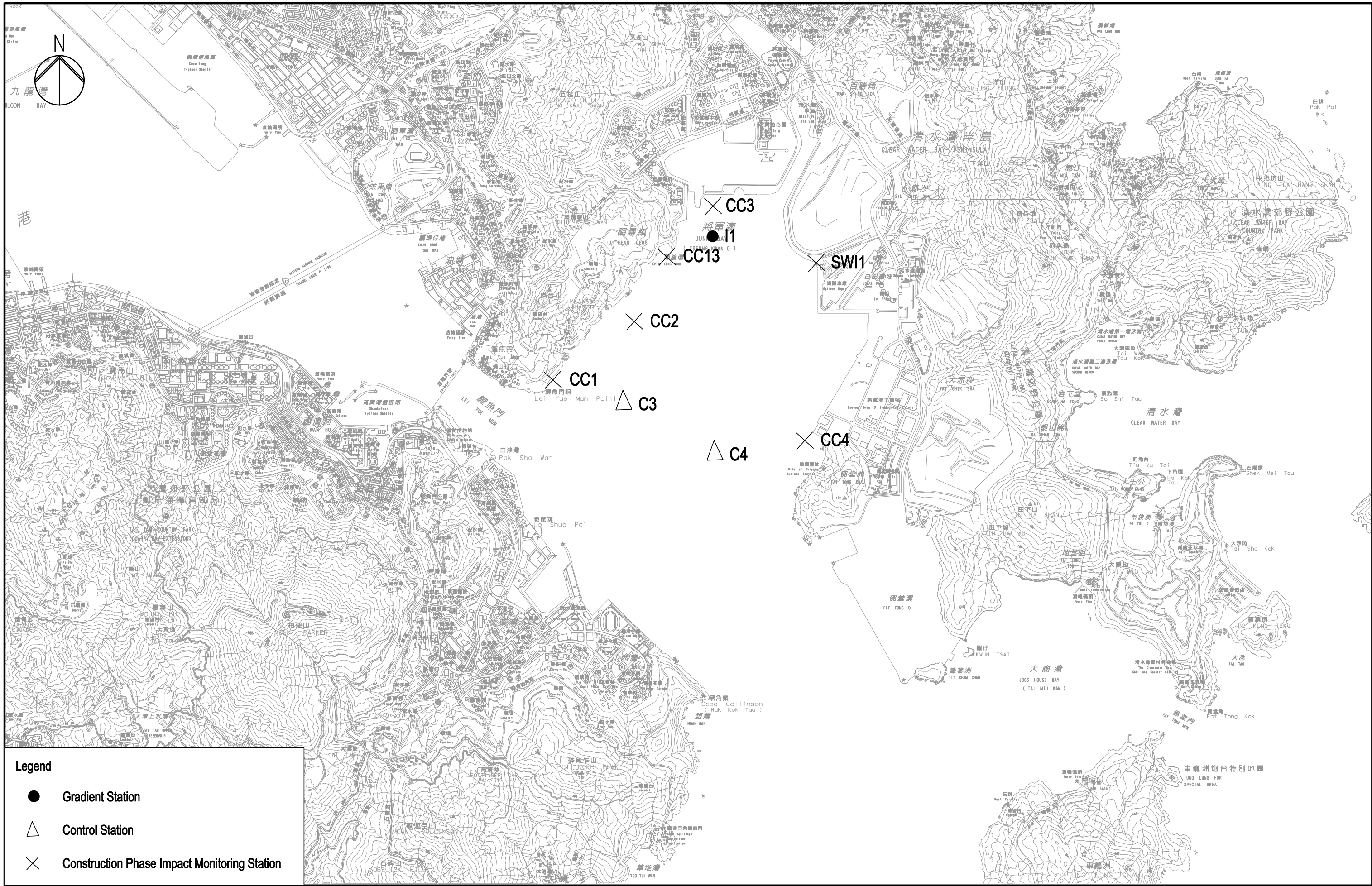


<ul style="list-style-type: none"> Actual Level of Effort Actual Work Remaining Work Critical Remaining Work 	<ul style="list-style-type: none"> Milestone summary 	 土木工程拓展署 Civil Engineering and Development Department	Contract No.: NE/2017/08 Cross Bay Link, Tseung Kwan O Road D9 and Associated Works Page 6 of 6		<table border="1" style="width: 100%; border-collapse: collapse;"> <tr> <th>Date</th> <th>Revision</th> <th>Checked</th> <th>Approved</th> </tr> <tr> <td>08-Feb-20</td> <td>3 Months Rolling Programme (Mar to May ...)</td> <td>TT</td> <td>StL</td> </tr> </table>	Date	Revision	Checked	Approved	08-Feb-20	3 Months Rolling Programme (Mar to May ...)	TT	StL
Date	Revision	Checked	Approved										
08-Feb-20	3 Months Rolling Programme (Mar to May ...)	TT	StL										

Appendix D

Monitoring Location
(Air Quality, Noise and Water Quality)





Legend

- Gradient Station
- △ Control Station
- × Construction Phase Impact Monitoring Station

3/1/2013
 H:\CDMA\4
 C:\temp\p020506-04\map\20130303_BAU\WQ_001.dwg
 Drawn by: GL
 Plotted:



土木工程拓展署
 Civil Engineering and
 Development Department



Ove Arup & Partners
 Hong Kong Limited

Job Title
Agreement No. CE 43/2008(HY)
Cross Bay Link, Tseung Kwan O - Investigation

Drawing Title
**Locations of Water Quality
 Monitoring Stations**

Drawn	GL	Date	03/13	Drawing No.	209506/EMA/WQ/001	
C	THIRD ISSUE	03/13	Checked	JP	Approved	ST
B	SECOND ISSUE	01/13	Scale	1:30000 (A3)		
A	FIRST ISSUE	03/11	Status	FINAL		
Rev.	Description	Date	Rev.	C		

Appendix E

Event and Action Plan

**CEDD Contract Agreement No. EDO/04/2018 -
Environmental Team for Cross Bay Link, Tseung Kwan O
Event and Action Plan for Air Quality Monitoring**



EVENT	ACTION			
	Environmental Team (ET)	Independent Environmental Checker (IEC)	Project Consultant	Contractor
ACTION LEVEL				
Exceedance for one sample	<ol style="list-style-type: none"> 1. Identify source, investigate the causes of exceedance and propose remedial measures; 2. Inform IEC and Project Consultant; 3. Repeat measurement to confirm finding; 4. Increase monitoring frequency to daily. 	<ol style="list-style-type: none"> 1. Check monitoring data submitted by ET; 2. Check Contractor's working method. 	<ol style="list-style-type: none"> 1. Notify Contractor. 	<ol style="list-style-type: none"> 1. Rectify any unacceptable practice; 2. Amend working methods if appropriate.
Exceedance for two or more consecutive samples	<ol style="list-style-type: none"> 1. Identify source; 2. Inform IEC and Project Consultant; 3. Advise the Project Consultant on the effectiveness of the proposed remedial measures; 4. Repeat measurements to confirm findings; 5. Increase monitoring frequency to daily; 6. Discuss with IEC and Contractor on remedial actions required; 7. If exceedance continues, arrange meeting with IEC and Project Consultant; 8. If exceedance stops, cease additional monitoring. 	<ol style="list-style-type: none"> 1. Check monitoring data submitted by ET; 2. Check Contractor's working method; 3. Discuss with ET and Contractor on possible remedial measures; 4. Advise the ET on the effectiveness of the proposed remedial measures; 5. Supervise Implementation of remedial measures. 	<ol style="list-style-type: none"> 1. Confirm receipt of notification of exceedance in writing; 2. Notify Contractor; 3. Ensure remedial measures properly implemented. 	<ol style="list-style-type: none"> 1. Submit proposals for remedial actions to IEC within 3 working days of notification; 2. Implement the agreed proposals; 3. Amend proposal if appropriate.

**CEDD Contract Agreement No. EDO/04/2018 -
 Environmental Team for Cross Bay Link, Tseung Kwan O
 Event and Action Plan for Air Quality Monitoring**



EVENT	ACTION			
	Environmental Team (ET)	Independent Environmental Checker (IEC)	Project Consultant	Contractor
LIMIT LEVEL				
Exceedance for one sample	1. Identify source, investigate the causes of exceedance and propose remedial measures; 2. Inform Project Consultant, Contractor, IEC and EPD; 3. Repeat measurement to confirm finding; 4. Increase monitoring frequency to daily; 5. Assess effectiveness of Contractor's remedial actions and keep IEC, EPD and Project Consultant informed of the results.	1. Check monitoring data submitted by ET; 2. Check Contractor's working method; 3. Discuss with ET and Contractor on possible remedial measures; 4. Advise the Project Consultant on the effectiveness of the proposed remedial measures; 5. Supervise implementation of remedial measures.	1. Confirm receipt of notification of failure in writing; 2. Notify Contractor; 3. Ensure remedial measures properly implemented.	1. Take immediate action to avoid further exceedance; 2. Submit proposals for remedial actions to IEC within 3 working days of notification; Implement the agreed proposals; 4. Amend proposal if appropriate.

**CEDD Contract Agreement No. EDO/04/2018 -
Environmental Team for Cross Bay Link, Tseung Kwan O
Event and Action Plan for Air Quality Monitoring**



EVENT	ACTION			
	Environmental Team (ET)	Independent Environmental Checker (IEC)	Project Consultant	Contractor
LIMIT LEVEL				
Exceedance for two or more consecutive samples	<ol style="list-style-type: none"> 1. Notify IEC, Project Consultant, Contractor and EPD; 2. Identify source; 3. Repeat measurement to confirm findings; 4. Increase monitoring frequency to daily; 5. Carry out analysis of Contractor's working procedures to determine possible mitigation to be implemented; 6. Arrange meeting with IEC and Project Consultant to discuss the remedial actions to be taken; 7. Assess effectiveness of Contractor's remedial actions and keep IEC, EPD and Project Consultant informed of the results; 8. If exceedance stops, cease additional monitoring. 	<ol style="list-style-type: none"> 1. Discuss amongst Project Consultant, ET, and Contractor on the potential remedial actions; 2. Review Contractor's remedial actions whenever necessary to assure their effectiveness and advise the Project Consultant accordingly; 3. Supervise the implementation of remedial measures. 	<ol style="list-style-type: none"> 1. Confirm receipt of notification of exceedance in writing; 2. Notify Contractor; 3. In consultation with the IEC, agree with the Contractor on the remedial measures to be implemented; 4. Ensure remedial measures properly implemented; 5. If exceedance continues, consider what portion of the work is responsible and instruct the Contractor to stop that portion of work until the exceedance is abated. 	<ol style="list-style-type: none"> 1. Take immediate action to avoid further exceedance; 2. Submit proposals for remedial actions to IEC within 3 working days of notification; 3. Implement the agreed proposals; 4. Resubmit proposals if problem still not under control; 5. Stop the relevant portion of works as determined by the Project Consultant until the exceedance is abated.

**CEDD Contract Agreement No. EDO/04/2018 -
Environmental Team for Cross Bay Link, Tseung Kwan O
Event and Action Plan for Construction Noise Monitoring**



EVENT	ACTION			
	Environmental Team (ET)	Independent Environmental Checker (IEC)	Project Consultant	Contractor
Action Level	<ol style="list-style-type: none"> 1. Notify IEC and contractor; 2. Carry out investigation; 3. Report the results of investigation to the IEC, Project Consultant and Contractor; 4. Discuss with the Contractor and formulate remedial measures; 5. Increase monitoring frequency to check mitigation effectiveness. 	<ol style="list-style-type: none"> 1. Review the analysed results submitted by the ET; 2. Review the proposed remedial measures by the Contractor and advise the Project Consultant accordingly; 3. Supervise the implementation of remedial measures. 	<ol style="list-style-type: none"> 1. Confirm receipt of notification of exceedance in writing; 2. Notify Contractor; 3. Require Contractor to propose remedial measures for the analysed noise problem; 4. Ensure remedial measures are properly implemented 	<ol style="list-style-type: none"> 1. Submit noise mitigation proposals to IEC; 2. Implement noise mitigation proposals.
Limit Level	<ol style="list-style-type: none"> 1. Identify source; 2. Inform IEC, Project Consultant, EPD and Contractor; 3. Repeat measurements to confirm findings; 4. Increase monitoring frequency; 5. Carry out analysis of Contractor's working procedures to determine possible mitigation to be implemented; 6. Inform IEC, Project Consultant and EPD the causes and actions taken for the exceedances; 7. Assess effectiveness of Contractor's remedial actions and keep IEC, EPD and Project Consultant informed of the results; 8. If exceedance stops, cease additional monitoring. 	<ol style="list-style-type: none"> 1. Discuss amongst Project Consultant, ET, and Contractor on the potential remedial actions; 2. Review Contractors remedial actions whenever necessary to assure their effectiveness and advise the Project Consultant accordingly; 3. Supervise the implementation of remedial measures. 	<ol style="list-style-type: none"> 1. Confirm receipt of notification of exceedance in writing; 2. Notify Contractor; 3. Require Contractor to propose remedial measures for the analysed noise problem; 4. Ensure remedial measures properly implemented; 5. If exceedance continues, consider what portion of the work is responsible and instruct the Contractor to stop that portion of work until the exceedance is abated. 	<ol style="list-style-type: none"> 1. Take immediate action to avoid further exceedance; 2. Submit proposals for remedial actions to IEC within 3 working days of notification; 3. Implement the agreed proposals; 4. Resubmit proposals if problem still not under control; 5. Stop the relevant portion of works as determined by the Project Consultant until the exceedance is abated.

**CEDD Contract Agreement No. EDO/04/2018 -
Environmental Team for Cross Bay Link, Tseung Kwan O
Event and Action Plan for Marine Water Quality Monitoring**



EVENT	ACTION			
	Environmental Team (ET)	Independent Environmental Checker (IEC)	Project Consultant	Contractor
Action level being exceeded by one sampling day at water sensitive receiver(s)	<ol style="list-style-type: none"> 1. Identify the source(s) of impact by comparing the results with those collected at the gradient stations and the control stations as appropriate; 2. If exceedance is found to be caused by the marine works, repeat <i>in-situ</i> measurement to confirm findings; 3. Inform IEC and contractor; 4. Check monitoring data, all plant, equipment and Contractor's working methods; 5. If exceedance occurs at WSD salt water intake, inform WSD; 6. Discuss mitigation measures with IEC and Contractor; 7. Repeat measurement on next day of exceedance. 	<ol style="list-style-type: none"> 1. Discuss mitigation measures with ET and Contractor; 2. Review proposal on mitigation measures submitted by Contractor and advise the Project Consultant accordingly; 3. Assess the effectiveness of the implemented mitigation measures. 	<ol style="list-style-type: none"> 1. Discuss proposed mitigation measures with IEC; 2. Make agreement on the mitigation proposal. 	<ol style="list-style-type: none"> 1. Inform the Project Consultant and confirm notification of the non-compliance in writing; 2. Rectify unacceptable practice; 3. Check all plant and equipment; 4. Amend working methods if appropriate; 5. Discuss with ET and IEC and propose mitigation measures to IEC and Project Consultant; 6. Implement the agree mitigation measures.
Action level being exceeded by two or more consecutive sampling days at water sensitive receiver(s)	<ol style="list-style-type: none"> 1. Identify the source(s) of impact by comparing the results with those collected at the gradient stations and the control stations as appropriate; 2. If exceedance is found to be caused by the marine works, repeat <i>in-situ</i> measurement to confirm findings; 3. Inform IEC and contractor; 4. Check monitoring data, all plant, equipment and Contractor's working methods; 5. Discuss mitigation measures with IEC, and Contractor; 6. Ensure mitigation measures are 	<ol style="list-style-type: none"> 1. Discuss mitigation measures with ET and Contractor; 2. Review proposal on mitigation measures submitted by Contractor and advise the Project Consultant accordingly; 3. Assess the effectiveness of the implemented mitigation measures. 	<ol style="list-style-type: none"> 1. Discuss proposed mitigation measures with IEC; 2. Make agreement on the mitigation proposal; 3. Assess the effectiveness of the implemented mitigation measures. 	<ol style="list-style-type: none"> 1. Inform the Project Consultant and confirm notification of the noncompliance in writing; 2. Rectify unacceptable practice; 3. Check all plant and equipment and consider changes of working methods; 4. Discuss with ET, IEC and Project Consultant and propose mitigation measures to IEC and Project Consultant within 3 working

**CEDD Contract Agreement No. EDO/04/2018 -
Environmental Team for Cross Bay Link, Tseung Kwan O
Event and Action Plan for Marine Water Quality Monitoring**



EVENT	ACTION			
	Environmental Team (ET)	Independent Environmental Checker (IEC)	Project Consultant	Contractor
	<p>implemented;</p> <p>7. Prepare to increase the monitoring frequency to daily;</p> <p>8. If exceedance occurs at WSD salt water intake, inform WSD;</p> <p>9. Repeat measurement on next day of exceedance.</p>			<p>days;</p> <p>5. Implement the agreed mitigation measures.</p>
<p>Limit level being exceeded by one sampling day at water sensitive receiver(s)</p>	<p>1. Identify the source(s) of impact by comparing the results with those collected at the gradient stations and the control stations as appropriate;</p> <p>2. If exceedance is found to be caused by the marine works, repeat <i>in-situ</i> measurement to confirm findings;</p> <p>3. Inform IEC, contractor and EPD</p> <p>4. Check monitoring data, all plant, equipment and Contractor's working methods;</p> <p>5. Discuss mitigation measures with IEC, ER and Contractor;</p> <p>6. Ensure mitigation measures are implemented;</p> <p>7. If exceedance occurs at WSD salt water intake, inform WSD.</p> <p>8. ET should contact AFCD if the limit level is exceeded by one sampling day or two or more consecutive sampling days at water sensitive receiver(s).</p>	<p>1. Discuss mitigation measures with ET and Contractor;</p> <p>2. Review proposal on mitigation measures submitted by Contractor and advise the Project Consultant accordingly;</p> <p>3. Assess the effectiveness of the implemented mitigation measures.</p>	<p>1. Discuss proposed mitigation measures with IEC, ET and Contractor;</p> <p>2. Request Contractor to critically review the working methods;</p> <p>3. Make agreement on the mitigation measures to be implemented;</p> <p>4. Assess the effectiveness of the implemented mitigation measures.</p>	<p>1. Inform the Project Consultant and confirm notification of the noncompliance in writing;</p> <p>2. Rectify unacceptable practice;</p> <p>3. Check all plant and equipment and consider changes of working methods;</p> <p>4. Discuss with ET, IEC and Project Consultant and submit proposal of mitigation measures to IEC and Project Consultant within 3 working days of notification;</p> <p>5. Implement the agreed mitigation measures.</p>
<p>Limit level being exceeded by two or more</p>	<p>1. Identify the source(s) of impact by comparing the results with those collected at the gradient stations and the</p>	<p>1. Discuss mitigation measures with ET and Contractor;</p>	<p>1. Discuss proposed mitigation measures with IEC, ET and Contractor;</p>	<p>1. Inform the Project Consultant and confirm notification of the</p>

**CEDD Contract Agreement No. EDO/04/2018 -
 Environmental Team for Cross Bay Link, Tseung Kwan O
 Event and Action Plan for Marine Water Quality Monitoring**



EVENT	ACTION			
	Environmental Team (ET)	Independent Environmental Checker (IEC)	Project Consultant	Contractor
consecutive sampling days at water sensitive receiver(s)	control stations as appropriate; 2. If exceedance is found to be caused by the marine works, repeat <i>in-situ</i> measurement to confirm findings; 3. Inform IEC, contractor and EPD; 4. Check monitoring data, all plant, equipment and Contractor's working methods; 5. Discuss mitigation measures with IEC, and Contractor; 6. Ensure mitigation measures are implemented; 7. Prepare to increase the monitoring frequency to daily; 8. If exceedance occurs at WSD salt water intake, inform WSD; 9. Repeat measurement on next day of exceedance.	2. Review proposal on mitigation measures submitted by Contractor and advise the Project Consultant accordingly; 3. Assess the effectiveness of the implemented mitigation measures.	2. Request Contractor to critically review the working methods; 3. Make agreement on the mitigation measures to be implemented; 4. Assess the effectiveness of the implemented mitigation measures; 5. Consider and instruct, if necessary, the Contractor to slow down or to stop all or part of the marine work until no exceedance of Limit level.	noncompliance in writing; 2. Rectify unacceptable practice; 3. Check all plant and equipment and consider changes of working methods; 4. Discuss with ET, IEC and Project Consultant and submit proposal of mitigation measures to IEC and Project Consultant within 3 working days of notification; 5. Implement the agreed mitigation measures; 6. As directed by the Engineer, to slow down or to stop all or part of the construction activities.

Appendix F

Impact Monitoring Schedule of the Reporting Month and Coming Month

Impact Monitoring Schedule for the reporting month – May 2020

Date		Noise Monitoring (Leq30min)	Air Quality Monitoring	
			1-Hour TSP	24-Hour TSP
Fri	1-May-20			
Sat	2-May-20		✓	
Sun	3-May-20			
Mon	4-May-20			
Tue	5-May-20			✓
Wed	6-May-20	✓	✓	
Thu	7-May-20			
Fri	8-May-20			
Sat	9-May-20			
Sun	10-May-20			
Mon	11-May-20			✓
Tue	12-May-20	✓	✓	
Wed	13-May-20			
Thu	14-May-20			
Fri	15-May-20			
Sat	16-May-20			✓
Sun	17-May-20			
Mon	18-May-20	✓	✓	
Tue	19-May-20			
Wed	20-May-20			
Thu	21-May-20			
Fri	22-May-20			✓
Sat	23-May-20		✓	
Sun	24-May-20			
Mon	25-May-20			
Tue	26-May-20			
Wed	27-May-20			
Thu	28-May-20			✓
Fri	29-May-20	✓	✓	
Sat	30-May-20			
Sun	31-May-20			
✓		Monitoring Day		
		Sunday or Public Holiday		

Remark:

Impact marine water quality monitoring was ceased in May 2020 since CBL piling and pile excavation works (marine construction activity) of the Project were completed. (Construction works that requires impact marine water quality monitoring stated in the approved EM&A Manual).

Impact Monitoring Schedule for coming month – June 2020

Date		Noise Monitoring ($L_{eq}30min$)	Air Quality Monitoring	
			1-Hour TSP	24-Hour TSP
Mon	1-Jun-20			
Tue	2-Jun-20			
Wed	3-Jun-20			✓
Thu	4-Jun-20	✓	✓	
Fri	5-Jun-20			
Sat	6-Jun-20			
Sun	7-Jun-20			
Mon	8-Jun-20			
Tue	9-Jun-20			✓
Wed	10-Jun-20	✓	✓	
Thu	11-Jun-20			
Fri	12-Jun-20			
Sat	13-Jun-20			
Sun	14-Jun-20			
Mon	15-Jun-20			✓
Tue	16-Jun-20	✓	✓	
Wed	17-Jun-20			
Thu	18-Jun-20			
Fri	19-Jun-20			
Sat	20-Jun-20			✓
Sun	21-Jun-20			
Mon	22-Jun-20	✓	✓	
Tue	23-Jun-20			
Wed	24-Jun-20			
Thu	25-Jun-20			
Fri	26-Jun-20			✓
Sat	27-Jun-20		✓	
Sun	28-Jun-20			
Mon	29-Jun-20			
Tue	30-Jun-20			
✓		Monitoring Day		
		Sunday or Public Holiday		

Appendix G

Calibration Certificates of Equipment and Accreditation Laboratory Certificate



Hong Kong Accreditation Service
香港認可處

Certificate of Accreditation
認可證書

This is to certify that
特此證明

ALS TECHNICHEM (HK) PTY LIMITED

11/F., Chung Shun Knitting Centre, 1-3 Wing Yip Street, Kwai Chung, New Territories, Hong Kong
香港新界葵涌永業街1-3號忠信針織中心11樓

has been accepted by the HKAS Executive, on the recommendation of the Accreditation Advisory Board, as a
為香港認可處執行機關根據認可諮詢委員會建議而接受的

HOKLAS Accredited Laboratory
「香港實驗所認可計劃」認可實驗所

This laboratory meets the requirements of ISO / IEC 17025 : 2005 – General requirements for the competence
此實驗所符合ISO / IEC 17025 : 2005 - 《測試及校正實驗所能力的通用規定》所訂的要求，
of testing and calibration laboratories and it has been accredited for performing specific tests or calibrations as
獲認可進行載於香港實驗所認可計劃《認可實驗所名冊》內下述測試類別中的指定
listed in the HOKLAS Directory of Accredited Laboratories within the test category of
測試或校正工作

Environmental Testing
環境測試

This laboratory is accredited in accordance with the recognised International Standard ISO / IEC 17025 : 2005.
本實驗所乃根據公認的國際標準 ISO / IEC 17025 : 2005 獲得認可。

This accreditation demonstrates technical competence for a defined scope and the operation of a laboratory
這項認可資格演示在指定範疇所需的技術能力及實驗所質量管理體系的運作
quality management system (see joint IAF-ILAC-ISO Communiqué).
(見國際認可論壇、國際實驗所認可合作組織及國際標準化組織的聯合公報)。

The common seal of the Hong Kong Accreditation Service is affixed hereto by the authority of the HKAS Executive
香港認可處根據認可處執行機關的權限在此蓋上通用印章

CHAN Sing Sing, Terence, Executive Administrator
執行幹事 陳成城
Issue Date : 5 May 2009
簽發日期：二零零九年五月五日

Registration Number : **HOKLAS 066**
註冊號碼：

Date of First Registration : 15 September 1995
首次註冊日期：一九九五年九月十五日



TSP SAMPLER CALIBRATION CALCULATION SPREADSHEET

Location : Junction of Wan Po Road and Wan O Road Date of Calibration: 2-May-20
 Location ID : AM5 Next Calibration Date: 2-Jul-20
 Name and Model: TISCH HVS Model TE-5170 Technician: Ho

CONDITIONS

Sea Level Pressure (hPa)	1010	Corrected Pressure (mm Hg)	757.5
Temperature (°C)	26.3	Temperature (K)	299

CALIBRATION ORIFICE

Make->	TISCH	Qstd Slope ->	2.03014
Model->	5025A	Qstd Intercept ->	-0.04616
Serial # ->	1612		

CALIBRATION

Plate No.	H2O (L) (in)	H2O (R) (in)	H2O (in)	Qstd (m3/min)	I (chart)	IC corrected	LINEAR REGRESSION
18	5.40	5.40	10.8	1.635	57	56.66	Slope = 24.0011 Intercept = 17.9175 Corr. coeff. = 0.9960
13	3.70	3.70	7.4	1.358	51	50.69	
10	2.30	2.30	4.6	1.075	45	44.73	
7	1.60	1.60	3.2	0.901	40	39.76	
5	1.20	1.20	2.4	0.783	36	35.78	

Calculations :

$$Qstd = 1/m[\text{Sqrt}(H2O(Pa/Pstd)(Tstd/Ta))]-b$$

$$IC = I[\text{Sqrt}(Pa/Pstd)(Tstd/Ta)]$$

Qstd = standard flow rate

IC = corrected chart responses

I = actual chart response

m = calibrator Qstd slope

b = calibrator Qstd intercept

Ta = actual temperature during calibration (deg K)

Pstd = actual pressure during calibration (mm Hg)

For subsequent calculation of sampler flow:

$$1/m((I)[\text{Sqrt}(298/Tav)(Pav/760)]-b)$$

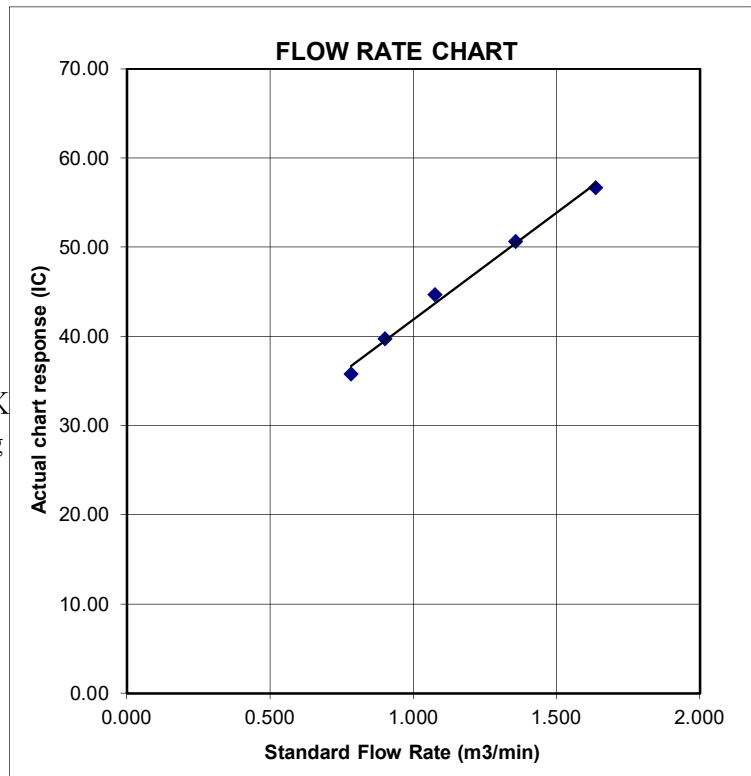
m = sampler slope

b = sampler intercept

I = chart response

Tav = daily average temperature

Pav = daily average pressure





Certificate of Calibration

Calibration Certification Information			
Cal. Date: February 7, 2020	Rootsmeter S/N: 438320	Ta: 295	°K
Operator: Jim Tisch		Pa: 745.5	mm Hg
Calibration Model #: TE-5025A	Calibrator S/N: 1612		

Run	Vol. Init (m3)	Vol. Final (m3)	ΔVol. (m3)	ΔTime (min)	ΔP (mm Hg)	ΔH (in H2O)
1	1	2	1	1.3730	3.2	2.00
2	3	4	1	0.9820	6.4	4.00
3	5	6	1	0.8780	8.0	5.00
4	7	8	1	0.8340	8.8	5.50
5	9	10	1	0.6900	12.8	8.00

Data Tabulation					
Vstd (m3)	Qstd (x-axis)	$\sqrt{\Delta H \left(\frac{Pa}{Pstd} \right) \left(\frac{Tstd}{Ta} \right)}$ (y-axis)	Va	Qa (x-axis)	$\sqrt{\Delta H \left(\frac{Ta}{Pa} \right)}$ (y-axis)
0.9866	0.7186	1.4078	0.9957	0.7252	0.8896
0.9824	1.0004	1.9909	0.9914	1.0096	1.2581
0.9802	1.1165	2.2259	0.9893	1.1267	1.4066
0.9792	1.1741	2.3345	0.9882	1.1849	1.4753
0.9739	1.4114	2.8155	0.9828	1.4244	1.7792
QSTD	m=	2.03014	QA	m=	1.27124
	b=	-0.04616		b=	-0.02917
	r=	0.99995		r=	0.99995

Calculations	
Vstd= $\Delta Vol \left(\frac{Pa - \Delta P}{Pstd} \right) \left(\frac{Tstd}{Ta} \right)$	Va= $\Delta Vol \left(\frac{Pa - \Delta P}{Pa} \right)$
Qstd= Vstd/ΔTime	Qa= Va/ΔTime
For subsequent flow rate calculations:	
Qstd= $\frac{1}{m} \left(\left(\sqrt{\Delta H \left(\frac{Pa}{Pstd} \right) \left(\frac{Tstd}{Ta} \right)} \right) - b \right)$	Qa= $\frac{1}{m} \left(\left(\sqrt{\Delta H \left(\frac{Ta}{Pa} \right)} \right) - b \right)$

Standard Conditions	
Tstd:	298.15 °K
Pstd:	760 mm Hg
Key	
ΔH: calibrator manometer reading (in H2O)	
ΔP: rootsmeter manometer reading (mm Hg)	
Ta: actual absolute temperature (°K)	
Pa: actual barometric pressure (mm Hg)	
b: intercept	
m: slope	

RECALIBRATION
US EPA recommends annual recalibration per 1998 40 Code of Federal Regulations Part 50 to 51, Appendix B to Part 50, Reference Method for the Determination of Suspended Particulate Matter in the Atmosphere, 9.2.17, page 30



SUB-CONTRACTING REPORT

CONTACT	: MR BEN TAM	WORK ORDER	: HK2001298
CLIENT	: ACTION UNITED ENVIRONMENT SERVICES AND CONSULTING		
ADDRESS	: RM A 20/F., GOLD KING IND BLDG, NO. 35-41 TAI LIN PAI ROAD, KWAI CHUNG, N.T. HONG KONG	SUB-BATCH	: 1
		DATE RECEIVED	: 6-JAN-2020
		DATE OF ISSUE	: 10-JAN-2020
PROJECT	: ----	NO. OF SAMPLES	: 1
		CLIENT ORDER	: ----

General Comments

- Sample(s) was/ were submitted by client. Sample(s) arrived laboratory in ambient condition. The result(s) related only to the item(s) tested.
- Sample information (Project name, Sample ID, Sampling date/time, etc., if any) is provided by client.
- Calibration was subcontracted to and analysed by Action United Enviro Services.

Signatories

This document has been signed by those names that appear on this report and are the authorised signatories

Signatories

Position

Richard Fung

Managing Director

This is the Final Report and supersedes any preliminary report with this batch number.

Results apply to sample(s) as submitted. All pages of this report have been checked and approved for release.

ALS Technichem (HK) Pty Ltd
Part of the **ALS Laboratory Group**

11/F. Chung Shun Knitting Centre 1 - 3 Wing Yip Street Kwai Chung N.T. Hong Kong
Tel. +852 2610 1044 Fax. +852 2610 2021 www.alsglobal.com

WORK ORDER : HK2001298
SUB-BATCH : 1
CLIENT : ACTION UNITED ENVIRONMENT SERVICES AND CONSULTING
PROJECT : ----



ALS Lab ID	Client's Sample ID	Sample Type	Sample Date	External Lab Report No.
HK2001298-001	S/N: 2X6145	AIR	06-Jan-2020	S/N: 2X6145

Equipment Verification Report (TSP)

Equipment Calibrated:

Type: Laser Dust monitor
 Manufacturer: Sibata LD-3B
 Serial No. 2X6145
 Equipment Ref: EQ105
 Job Order HK2001298

Standard Equipment:

Standard Equipment: Higher Volume Sampler
 Location & Location ID: AUES office (calibration room)
 Equipment Ref: HVS 018
 Last Calibration Date: 3 December 2019

Equipment Verification Results:

Testing Date: 27&31 December 2019

Hour	Time	Mean Temp °C	Mean Pressure (hPa)	Concentration in mg/m ³ (Standard Equipment)	Total Count (Calibrated Equipment)	Count/Minute (Total Count/60min)
2hr	09:08 ~ 11:10	18.0	1020.3	0.040	2254	18.8
2hr	11:15 ~ 13:16	19.2	1024.9	0.048	2561	21.3
2hr15min	13:22 ~ 15:23	19.2	1024.9	0.034	1841	13.6

Sensitivity Adjustment Scale Setting (Before Calibration) 586 (CPM)

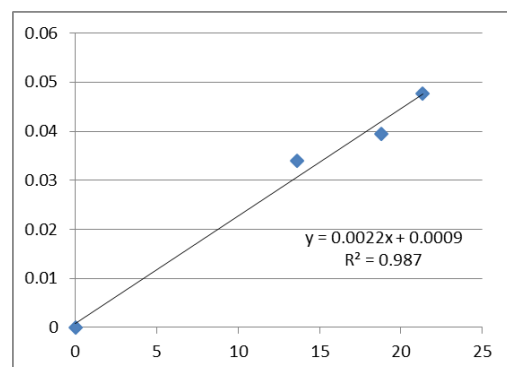
Sensitivity Adjustment Scale Setting (After Calibration) 586 (CPM)

Linear Regression of Y or X

Slope (K-factor): 0.0022

Correlation Coefficient 0.9935

Date of Issue 6 January 2020



Remarks:

1. **Strong Correlation (R>0.8)**
 2. Factor 0.0022 should be apply for TSP monitoring
- *If R<0.5, repair or re-verification is required for the equipment

Operator : Fai So Signature :  Date : 6 January 2020

QC Reviewer : Ben Tam Signature :  Date : 6 January 2020

TSP SAMPLER CALIBRATION CALCULATION SPREADSHEET

Location :	Gold King Industrial Building, Kwai Chung	Date of Calibration: 3-Dec-19
Location ID :	Calibration Room	Next Calibration Date: 3-Mar-20

CONDITIONS

Sea Level Pressure (hPa)	1023.1	Corrected Pressure (mm Hg)	767.325
Temperature (°C)	16.4	Temperature (K)	289

CALIBRATION ORIFICE

Make->	TISCH	Qstd Slope ->	2.0968
Model->	5025A	Qstd Intercept ->	-0.00065
Calibration Date->	5-Feb-19	Expiry Date->	5-Feb-20

CALIBRATION

Plate No.	H2O (L) (in)	H2O (R) (in)	H2O (in)	Qstd (m3/min)	I (chart)	IC corrected	LINEAR REGRESSION
18	6.5	6.5	13.0	1.754	53	54.04	Slope = 36.7338 Intercept = -9.6198 Corr. coeff. = 0.9986
13	5.2	5.2	10.4	1.569	48	48.94	
10	4.1	4.1	8.2	1.393	41	41.80	
8	2.6	2.6	5.2	1.109	30	30.59	
5	1.6	1.6	3.2	0.870	22	22.43	

Calculations :

$$Qstd = 1/m[\text{Sqrt}(H2O(Pa/Pstd)(Tstd/Ta))-b]$$

$$IC = I[\text{Sqrt}(Pa/Pstd)(Tstd/Ta)]$$

Qstd = standard flow rate

IC = corrected chart responses

I = actual chart response

m = calibrator Qstd slope

b = calibrator Qstd intercept

Ta = actual temperature during calibration (deg K)

Pstd = actual pressure during calibration (mm Hg)

For subsequent calculation of sampler flow:

$$1/m((I)[\text{Sqrt}(298/Tav)(Pav/760)]-b)$$

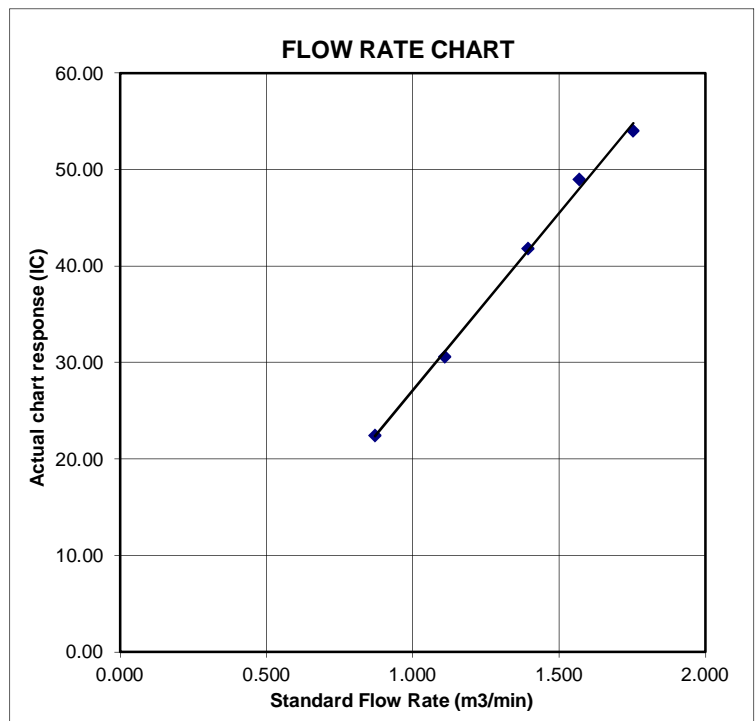
m = sampler slope

b = sampler intercept

I = chart response

Tav = daily average temperature

Pav = daily average pressure





輝創工程有限公司

Sun Creation Engineering Limited

Calibration & Testing Laboratory

Certificate of Calibration

校正證書

Certificate No. : C193753

證書編號

ITEM TESTED / 送檢項目 (Job No. / 序引編號 : IC19-1098)

Date of Receipt / 收件日期 : 5 July 2019

Description / 儀器名稱 : Integrating Sound Level Meter (EQ006)

Manufacturer / 製造商 : Brüel & Kjær

Model No. / 型號 : 2238

Serial No. / 編號 : 2285762

Supplied By / 委託者 : Action-United Environmental Services and Consulting
Unit A, 20/F., Gold King Industrial Building,
35-41 Tai Lin Pai Road, Kwai Chung, N.T.

TEST CONDITIONS / 測試條件

Temperature / 溫度 : (23 ± 2)°C

Relative Humidity / 相對濕度 : (50 ± 25)%

Line Voltage / 電壓 : ---

TEST SPECIFICATIONS / 測試規範

Calibration check

DATE OF TEST / 測試日期 : 16 July 2019

TEST RESULTS / 測試結果

The results apply to the particular unit-under-test only.
The results do not exceed manufacturer's specification.
The results are detailed in the subsequent page(s).

The test equipment used for calibration are traceable to National Standards via :

- The Government of The Hong Kong Special Administrative Region Standard & Calibration Laboratory
- The Bruel & Kjaer Calibration Laboratory, Denmark
- Agilent Technologies / Keysight Technologies
- Fluke Everett Service Center, USA

Tested By

測試

:

K P Cheuk
Assistant Engineer

Certified By

核證

:

K C Lee
Engineer

Date of Issue

簽發日期

:

22 July 2019

The test equipment used for calibration are traceable to the Nation Standards as specified in this certificate. This certificate shall not be reproduced except in full, without the prior written approval of this laboratory.

本證書所載校正用之測試器材均可溯源至國際標準。局部複印本證書需先獲本實驗所書面批准。

Sun Creation Engineering Limited - Calibration & Testing Laboratory

c/o 4/F, 1 Hing On Lane, Tuen Mun, New Territories, Hong Kong

輝創工程有限公司 - 校正及檢測實驗室

c/o 香港新界屯門興安里一號四樓

Tel/電話: (852) 2927 2606

Fax/傳真: (852) 2744 8986

E-mail/電郵: callab@suncreation.com

Website/網址: www.suncreation.com

Certificate of Calibration

校正證書

Certificate No. : C193753
證書編號

- The unit-under-test (UUT) was allowed to stabilize in the laboratory for over 12 hours, and switched on to warm up for over 10 minutes before the commencement of the test.
- Self-calibration using laboratory acoustic calibrator was performed before the test from 6.1.1.2 to 6.4.
- The results presented are the mean of 3 measurements at each calibration point.
- Test equipment :

Equipment ID	Description	Certificate No.
CL280	40 MHz Arbitrary Waveform Generator	C190176
CL281	Multifunction Acoustic Calibrator	CDK1806821

- Test procedure : MA101N.

- Results :

- 6.1 Sound Pressure Level

- 6.1.1 Reference Sound Pressure Level

- 6.1.1.1 Before Self-calibration

UUT Setting				Applied Value		UUT Reading (dB)
Range (dB)	Parameter	Frequency Weighting	Time Weighting	Level (dB)	Freq. (kHz)	
50 - 130	L _{AFF}	A	F	94.00	1	94.4

- 6.1.1.2 After Self-calibration

UUT Setting				Applied Value		UUT Reading (dB)	IEC 60651 Type 1 Spec. (dB)
Range (dB)	Parameter	Frequency Weighting	Time Weighting	Level (dB)	Freq. (kHz)		
50 - 130	L _{AFF}	A	F	94.00	1	94.1	± 0.7

- 6.1.2 Linearity

UUT Setting				Applied Value		UUT Reading (dB)
Range (dB)	Parameter	Frequency Weighting	Time Weighting	Level (dB)	Freq. (kHz)	
50 - 130	L _{AFF}	A	F	94.00	1	94.1 (Ref.)
				104.00		104.1
				114.00		114.0

IEC 60651 Type 1 Spec. : ± 0.4 dB per 10 dB step and ± 0.7 dB for overall different.

The test equipment used for calibration are traceable to the Nation Standards as specified in this certificate. This certificate shall not be reproduced except in full, without the prior written approval of this laboratory.

本證書所載校正用之測試器材均可溯源至國際標準。局部複印本證書需先獲本實驗室書面批准。

Certificate of Calibration

校正證書

Certificate No. : C193753

證書編號

6.2 Time Weighting

6.2.1 Continuous Signal

UUT Setting				Applied Value		UUT Reading (dB)	IEC 60651 Type 1 Spec. (dB)
Range (dB)	Parameter	Frequency Weighting	Time Weighting	Level (dB)	Freq. (kHz)		
50 - 130	L _{AFP}	A	F	94.00	1	94.1	Ref.
	L _{ASP}		S			94.1	± 0.1
	L _{AIP}		I			94.2	± 0.1

6.2.2 Tone Burst Signal (2 kHz)

UUT Setting				Applied Value		UUT Reading (dB)	IEC 60651 Type 1 Spec. (dB)
Range (dB)	Parameter	Frequency Weighting	Time Weighting	Level (dB)	Burst Duration		
30 - 110	L _{AFP}	A	F	106.0	Continuous	106.0	Ref.
	L _{AFMax}				200 ms	104.9	-1.0 ± 1.0
	L _{ASP}	S	Continuous		106.0	Ref.	
	L _{ASMax}		500 ms		102.0	-4.1 ± 1.0	

6.3 Frequency Weighting

6.3.1 A-Weighting

UUT Setting				Applied Value		UUT Reading (dB)	IEC 60651 Type 1 Spec. (dB)
Range (dB)	Parameter	Frequency Weighting	Time Weighting	Level (dB)	Freq.		
50 - 130	L _{AFP}	A	F	94.00	31.5 Hz	55.2	-39.4 ± 1.5
					63 Hz	68.1	-26.2 ± 1.5
					125 Hz	78.0	-16.1 ± 1.0
					250 Hz	85.4	-8.6 ± 1.0
					500 Hz	90.8	-3.2 ± 1.0
					1 kHz	94.1	Ref.
					2 kHz	95.3	+1.2 ± 1.0
					4 kHz	95.1	+1.0 ± 1.0
					8 kHz	93.0	-1.1 (+1.5 ; -3.0)
					12.5 kHz	89.9	-4.3 (+3.0 ; -6.0)

The test equipment used for calibration are traceable to the Nation Standards as specified in this certificate. This certificate shall not be reproduced except in full, without the prior written approval of this laboratory.

本證書所載校正用之測試器材均可溯源至國際標準。局部複印本證書需先獲本實驗室書面批准。

Certificate of Calibration

校正證書

Certificate No. : C193753

證書編號

6.3.2 C-Weighting

UUT Setting				Applied Value		UUT Reading (dB)	IEC 60651 Type 1 Spec. (dB)
Range (dB)	Parameter	Frequency Weighting	Time Weighting	Level (dB)	Freq.		
50 - 130	L _{CFP}	C	F	94.00	31.5 Hz	91.5	-3.0 ± 1.5
					63 Hz	93.4	-0.8 ± 1.5
					125 Hz	93.9	-0.2 ± 1.0
					250 Hz	94.1	0.0 ± 1.0
					500 Hz	94.1	0.0 ± 1.0
					1 kHz	94.1	Ref.
					2 kHz	93.9	-0.2 ± 1.0
					4 kHz	93.3	-0.8 ± 1.0
					8 kHz	91.1	-3.0 (+1.5 ; -3.0)
					12.5 kHz	88.0	-6.2 (+3.0 ; -6.0)

6.4 Time Averaging

UUT Setting				Applied Value					UUT Reading (dB)	IEC 60804 Type 1 Spec. (dB)
Range (dB)	Parameter	Frequency Weighting	Integrating Time	Frequency (kHz)	Burst Duration (ms)	Burst Duty Factor	Burst Level (dB)	Equivalent Level (dB)		
30 - 110	L _{Aeq}	A	10 sec.	4	1	1/10	110.0	100	100.0	± 0.5
								90	90.0	± 0.5
								80	79.2	± 1.0
								70	69.2	± 1.0
			60 sec.			1/10 ²				
			5 min.			1/10 ³				
						1/10 ⁴				

Remarks : - UUT Microphone Model No. : 4188 & S/N : 2658547

- Mfr's Spec. : IEC 60651 Type 1 & IEC 60804 Type 1

- Uncertainties of Applied Value :

94 dB	31.5 Hz - 125 Hz	: ± 0.35 dB
	250 Hz - 500 Hz	: ± 0.30 dB
	1 kHz	: ± 0.20 dB
	2 kHz - 4 kHz	: ± 0.35 dB
	8 kHz	: ± 0.45 dB
	12.5 kHz	: ± 0.70 dB
	104 dB : 1 kHz	: ± 0.10 dB (Ref. 94 dB)
	114 dB : 1 kHz	: ± 0.10 dB (Ref. 94 dB)
	Burst equivalent level	: ± 0.2 dB (Ref. 110 dB continuous sound level)

- The uncertainties are for a confidence probability of not less than 95 %.

Note :

Only the original copy or the laboratory's certified true copy is valid.

The values given in this Certificate only relate to the values measured at the time of the test and any uncertainties quoted will not include allowance for the equipment long term drift, variations with environment changes, vibration and shock during transportation, overloading, mis-handling, or the capability of any other laboratory to repeat the measurement. Sun Creation Engineering Limited shall not be liable for any loss or damage resulting from the use of the equipment.

The test equipment used for calibration are traceable to the Nation Standards as specified in this certificate. This certificate shall not be reproduced except in full, without the prior written approval of this laboratory.

本證書所載校正用之測試器材均可溯源至國際標準。局部複印本證書需先獲本實驗室書面批准。



輝創工程有限公司

Sun Creation Engineering Limited

Calibration & Testing Laboratory

Certificate of Calibration

校正證書

Certificate No. : C193189

證書編號

ITEM TESTED / 送檢項目 (Job No. / 序引編號 : IC19-1098)

Date of Receipt / 收件日期 : 18 June 2019

Description / 儀器名稱 : Sound Level Meter (EQ016)

Manufacturer / 製造商 : Rion

Model No. / 型號 : NL-52

Serial No. / 編號 : 00464681

Supplied By / 委託者 : Action-United Environmental Services and Consulting
Unit A, 20/F., Gold King Industrial Building,
35-41 Tai Lin Pai Road, Kwai Chung, N.T.

TEST CONDITIONS / 測試條件

Temperature / 溫度 : $(23 \pm 2)^{\circ}\text{C}$

Relative Humidity / 相對濕度 : $(50 \pm 25)\%$

Line Voltage / 電壓 : ---

TEST SPECIFICATIONS / 測試規範

Calibration check

DATE OF TEST / 測試日期 : 20 June 2019

TEST RESULTS / 測試結果

The results apply to the particular unit-under-test only.

The results do not exceed manufacturer's specification.

The results are detailed in the subsequent page(s).

The test equipment used for calibration are traceable to National Standards via :

- The Government of The Hong Kong Special Administrative Region Standard & Calibration Laboratory
- The Bruel & Kjaer Calibration Laboratory, Denmark
- Agilent Technologies / Keysight Technologies
- Fluke Everett Service Center, USA

Tested By

測試

:

Cherk

K P Cheuk
Assistant Engineer

Certified By

核證

:

K C Lee

K C Lee
Engineer

Date of Issue

簽發日期

:

20 June 2019

The test equipment used for calibration are traceable to the Nation Standards as specified in this certificate. This certificate shall not be reproduced except in full, without the prior written approval of this laboratory.

本證書所載校正用之測試器材均可溯源至國際標準。局部複印本證書需先獲本實驗所書面批准。

Sun Creation Engineering Limited – Calibration & Testing Laboratory

c/o 4/F, 1 Hing On Lane, Tuen Mun, New Territories, Hong Kong

輝創工程有限公司 — 校正及檢測實驗室

c/o 香港新界屯門興安里一號四樓

Tel/電話: (852) 2927 2606 Fax/傳真: (852) 2744 8986

E-mail/電郵: callab@suncreation.com

Website/網址: www.suncreation.com

Certificate of Calibration

校正證書

Certificate No. : C193189
證書編號

1. The unit-under-test (UUT) was allowed to stabilize in the laboratory for over 12 hours, and switched on to warm up for over 10 minutes before the commencement of the test.
2. Self-calibration was performed before the test.
3. The results presented are the mean of 3 measurements at each calibration point.

4. Test equipment :

Equipment ID	Description	Certificate No.
CL280	40 MHz Arbitrary Waveform Generator	C190176
CL281	Multifunction Acoustic Calibrator	CDK1806821

5. Test procedure : MA101N.

6. Results :

6.1 Sound Pressure Level

6.1.1 Reference Sound Pressure Level

UUT Setting				Applied Value		UUT Reading (dB)	IEC 61672 Class 1 Spec. (dB)
Range (dB)	Function	Frequency Weighting	Time Weighting	Level (dB)	Freq. (kHz)		
30 - 130	L _A	A	Fast	94.00	1	93.5	± 1.1

6.1.2 Linearity

UUT Setting				Applied Value		UUT Reading (dB)
Range (dB)	Function	Frequency Weighting	Time Weighting	Level (dB)	Freq. (kHz)	
30 - 130	L _A	A	Fast	94.00	1	93.5 (Ref.)
				104.00		103.5
				114.00		113.5

IEC 61672 Class 1 Spec. : ± 0.6 dB per 10 dB step and ± 1.1 dB for overall different.

6.2 Time Weighting

UUT Setting				Applied Value		UUT Reading (dB)	IEC 61672 Class 1 Spec. (dB)
Range (dB)	Function	Frequency Weighting	Time Weighting	Level (dB)	Freq. (kHz)		
30 - 130	L _A	A	Fast	94.00	1	93.5	Ref.
			Slow			93.5	± 0.3

The test equipment used for calibration are traceable to the Nation Standards as specified in this certificate. This certificate shall not be reproduced except in full, without the prior written approval of this laboratory.

本證書所載校正用之測試器材均可溯源至國際標準。局部複印本證書需先獲本實驗室書面批准。

Certificate of Calibration

校正證書

Certificate No. : C193189
證書編號

6.3 Frequency Weighting

6.3.1 A-Weighting

UUT Setting				Applied Value		UUT Reading (dB)	IEC 61672 Class 1 Spec. (dB)
Range (dB)	Function	Frequency Weighting	Time Weighting	Level (dB)	Freq.		
30 - 130	L _A	A	Fast	94.00	63 Hz	67.3	-26.2 ± 1.5
					125 Hz	77.4	-16.1 ± 1.5
					250 Hz	84.8	-8.6 ± 1.4
					500 Hz	90.3	-3.2 ± 1.4
					1 kHz	93.5	Ref.
					2 kHz	94.8	+1.2 ± 1.6
					4 kHz	94.5	+1.0 ± 1.6
					8 kHz	92.5	-1.1 (+2.1 ; -3.1)
					12.5 kHz	89.1	-4.3 (+3.0 ; -6.0)

6.3.2 C-Weighting

UUT Setting				Applied Value		UUT Reading (dB)	IEC 61672 Class 1 Spec. (dB)
Range (dB)	Function	Frequency Weighting	Time Weighting	Level (dB)	Freq.		
30 - 130	L _C	C	Fast	94.00	63 Hz	92.7	-0.8 ± 1.5
					125 Hz	93.4	-0.2 ± 1.5
					250 Hz	93.5	0.0 ± 1.4
					500 Hz	93.6	0.0 ± 1.4
					1 kHz	93.5	Ref.
					2 kHz	93.4	-0.2 ± 1.6
					4 kHz	92.8	-0.8 ± 1.6
					8 kHz	90.6	-3.0 (+2.1 ; -3.1)
					12.5 kHz	87.2	-6.2 (+3.0 ; -6.0)

Remarks : - UUT Microphone Model No. : UC-59 & S/N : 07619

- Mfr's Spec. : IEC 61672 Class 1

- Uncertainties of Applied Value :

94 dB	63 Hz - 125 Hz	: ± 0.35 dB
	250 Hz - 500 Hz	: ± 0.30 dB
	1 kHz	: ± 0.20 dB
	2 kHz - 4 kHz	: ± 0.35 dB
	8 kHz	: ± 0.45 dB
	12.5 kHz	: ± 0.70 dB
104 dB	1 kHz	: ± 0.10 dB (Ref. 94 dB)
114 dB	1 kHz	: ± 0.10 dB (Ref. 94 dB)

- The uncertainties are for a confidence probability of not less than 95 %.

Note :

Only the original copy or the laboratory's certified true copy is valid.

The values given in this Certificate only relate to the values measured at the time of the test and any uncertainties quoted will not include allowance for the equipment long term drift, variations with environment changes, vibration and shock during transportation, overloading, mis-handling, or the capability of any other laboratory to repeat the measurement. Sun Creation Engineering Limited shall not be liable for any loss or damage resulting from the use of the equipment.

The test equipment used for calibration are traceable to the Nation Standards as specified in this certificate. This certificate shall not be reproduced except in full, without the prior written approval of this laboratory.

本證書所載校正用之測試器材均可溯源至國際標準。局部複印本證書需先獲本實驗室書面批准。

Certificate of Calibration

校正證書

Certificate No. : C194819
證書編號

ITEM TESTED / 送檢項目 (Job No. / 序引|編號 : IC19-1098) Date of Receipt / 收件日期 : 27 August 2019

Description / 儀器名稱 : Sound Calibrator (EQ087)
Manufacturer / 製造商 : Rion
Model No. / 型號 : NC-74
Serial No. / 編號 : 34657231
Supplied By / 委託者 : Action-United Environmental Services and Consulting
Unit A, 20/F., Gold King Industrial Building,
35-41 Tai Lin Pai Road, Kwai Chung, N.T.

TEST CONDITIONS / 測試條件

Temperature / 溫度 : $(23 \pm 2)^{\circ}\text{C}$ Relative Humidity / 相對濕度 : $(50 \pm 25)\%$
Line Voltage / 電壓 : ---

TEST SPECIFICATIONS / 測試規範

Calibration check

DATE OF TEST / 測試日期 : 7 September 2019


TEST RESULTS / 測試結果

The results apply to the particular unit-under-test only.
The results do not exceed manufacturer's specification.
The results are detailed in the subsequent page(s).


The test equipment used for calibration are traceable to National Standards via :

- The Government of The Hong Kong Special Administrative Region Standard & Calibration Laboratory
- The Bruel & Kjaer Calibration Laboratory, Denmark
- Agilent Technologies / Keysight Technologies
- Fluke Everett Service Center, USA

Tested By
測試


H T Wong
Technical Officer

Certified By
核證


K C Lee
Engineer

Date of Issue : 10 September 2019
簽發日期

The test equipment used for calibration are traceable to the Nation Standards as specified in this certificate. This certificate shall not be reproduced except in full, without the prior written approval of this laboratory.

本證書所載校正用之測試器材均可溯源至國際標準。局部複印本證書需先獲本實驗所書面批准。

Certificate of Calibration

校正證書

Certificate No. : C194819
證書編號

- The unit-under-test (UUT) was allowed to stabilize in the laboratory for over 12 hours before the commencement of the test.
- The results presented are the mean of 3 measurements at each calibration point.
- Test equipment :

<u>Equipment ID</u>	<u>Description</u>	<u>Certificate No.</u>
CL130	Universal Counter	C193756
CL281	Multifunction Acoustic Calibrator	CDK1806821
TST150A	Measuring Amplifier	C181288

- Test procedure : MA100N.

- Results :

5.1 Sound Level Accuracy

UUT Nominal Value	Measured Value (dB)	Mfr's Spec. (dB)	Uncertainty of Measured Value (dB)
94 dB, 1 kHz	94.1	± 0.3	± 0.2

5.2 Frequency Accuracy

UUT Nominal Value (kHz)	Measured Value (kHz)	Mfr's Spec.	Uncertainty of Measured Value (Hz)
1	1.001	1 kHz ± 1 %	± 1

Remark : The uncertainties are for a confidence probability of not less than 95 %.

Note :

Only the original copy or the laboratory's certified true copy is valid.

The values given in this Certificate only relate to the values measured at the time of the test and any uncertainties quoted will not include allowance for the equipment long term drift, variations with environment changes, vibration and shock during transportation, overloading, mis-handling, or the capability of any other laboratory to repeat the measurement. Sun Creation Engineering Limited shall not be liable for any loss or damage resulting from the use of the equipment.



CERTIFICATE OF ANALYSIS

CONTACT:	MR MIKE SHEK	WORK ORDER:	HK1921228
CLIENT:	AECOM ASIA COMPANY LIMITED		
ADDRESS:	1501-10, 15/F, TOWER 1, GRAND CENTRAL PLAZA, 138 SHATIN RURAL COMMITTEE ROAD, SHATIN, NEW TERRITORIES, HONG KONG	SUB BATCH:	0
		LABORATORY:	HONG KONG
		DATE RECEIVED:	20-May-2019
		DATE OF ISSUE:	31-May-2019

COMMENTS

The performance of the equipment stated in this report is checked with independent reference material and results are compared against a calibrated secondary source.

The "Tolerance Limit" quoted is the acceptance criteria applicable for similar equipment used by the ALS Hong Kong laboratory or quoted from relevant international standards.

The "Next Calibration Date" is recommended according to best practice principles as practised by the ALS Hong Kong laboratory or quoted from relevant international standards.

Scope of Test:	Carbon dioxide, Methane and Oxygen
Equipment Type:	Landfill Gas Analyser
Brand Name:	GEOTECH
Model No.:	GA2000
Serial No.:	GA11903/09
Equipment No.:	--
Date of Calibration:	24-May-2019

NOTES

This is the Final Report and supersedes any preliminary report with this batch number.

Results apply to sample(s) as submitted. All pages of this report have been checked and approved for release.

Ms Chan Ka Yu, Karen
Manager - Organics

REPORT OF EQUIPMENT PERFORMANCE CHECK/CALIBRATION

Work Order: HK1921228
 Sub-Batch: 0
 Client: AECOM ASIA COMPANY LIMITED
 Date of Issue: 31-May-2019



Equipment Type: Landfill Gas Analyser
 Brand Name: GEOTECH
 Model No.: GA2000
 Serial No.: GA11903/09
 Equipment No.: --
 Date of Calibration: 24-May-2019

Date of next Calibration: 24-May-2020

Parameters:

Methane

Calibrated Gas Standard, %	Monitor Readout, %	% error	Instrument Specification, %
0.0 (Nitrogen)	0.0	0.0	+/- 0.5
1.0	0.9	-0.1	+/- 0.5
10.0	10.0	0.0	+/- 0.5
49.0	49.0	0.0	+/- 3
99.0	99.8	0.8	+/- 3

Carbon Dioxide

Calibrated Gas Standard, %	Monitor Readout, %	% error	Instrument Specification, %
0.0 (Nitrogen)	0.0	0.0	+/- 0.5
1.0	1.1	0.1	+/- 0.5
10.0	10.2	0.2	+/- 0.5
47.8	47.8	0.0	+/- 3
99.5	99.9	0.4	+/- 3

Oxygen

Calibrated Gas Standard, %	Monitor Readout, %	% error	Instrument Specification, %
0.0 (Nitrogen)	0.0	0.0	+/- 1
0.5	0.4	-0.1	+/- 1
2.5	2.5	0.0	+/- 1
9.9	9.8	-0.1	+/- 1
20.9	20.9	0.0	+/- 1

Ms Chan Ka Yu, Karen
 Manager - Organics

Appendix H

Database of Monitoring Results

DATE	SAMPLE NUMBER	ELAPSED TIME			CHART READING			AVG TEMP (°C)	AVG AIR PRESS (hPa)	STANDARD FLOW RATE (m ³ /min)	AIR VOLUME (std m ³)	FILTER WEIGHT (g)		DUST WEIGHT COLLECTED (g)	24-hr TSP (µg/m ³)
		INITIAL	FINAL	(min)	MIN	MAX	AVG					INITIAL	FINAL		
5-May-20	25668	16194.90	16218.90	1440.00	42	44	43.0	24.8	1010.7	1.04	1502	2.8148	2.9561	0.1413	94
11-May-20	25671	16218.90	16242.91	1440.60	41	42	41.5	25.8	1010.2	0.98	1408	2.7891	2.9227	0.1336	95
16-May-20	25740	16242.91	16266.91	1440.00	42	44	43.0	28.9	1007.5	1.03	1481	2.7944	2.9654	0.1710	115
22-May-20	25825	16266.91	16290.91	1440.00	40	42	41.0	27.9	1003.2	0.94	1361	2.7736	2.9094	0.1358	100
28-May-20	25828	16290.91	16314.91	1440.00	42	44	43.0	26.7	1007.8	1.04	1491	2.7690	2.8585	0.0895	60

Date	Start Time	1st Leq (5min)			2nd Leq (5min)			3rd Leq (5min)			4th Leq (5min)			5th Leq (5min)			6th Leq (5min)			Leq30min, dB(A)
		Leq, dB(A)	L10, dB(A)	L90, dB(A)	Leq, dB(A)	L10, dB(A)	L90, dB(A)	Leq, dB(A)	L10, dB(A)	L90, dB(A)	Leq, dB(A)	L10, dB(A)	L90, dB(A)	Leq, dB(A)	L10, dB(A)	L90, dB(A)	Leq, dB(A)	L10, dB(A)	L90, dB(A)	
6-May-20	11:21	69.1	73.5	61.9	69.5	71.9	64.6	69.4	72.5	65.1	71.8	72.3	62.6	67.1	69.9	61.3	68.1	70.6	62.4	69.4
12-May-20	15:11	69.8	70.6	64.0	67.7	69.2	63.8	66.9	67.1	64.0	69.7	71.1	65.6	67.4	68.5	64.9	67.7	67.0	64.9	68.4
18-May-20	10:10	71.0	73.7	64.0	70.8	74.3	63.6	69.1	71.8	64.5	69.6	72.3	64.7	72.7	45.7	65.9	52.7	75.6	65.3	70.0
29-May-20	11:20	65.2	67.0	60.7	67.2	70.6	62.5	67.8	70.4	62.7	66.0	67.9	62.8	65.5	68.1	62.8	66.2	68.2	62.4	66.4

Date	Start Time	1st Leq (5min)			2nd Leq (5min)			3rd Leq (5min)			4th Leq (5min)			5th Leq (5min)			6th Leq (5min)			Leq30min, dB(A)
		Leq, dB(A)	L10, dB(A)	L90, dB(A)	Leq, dB(A)	L10, dB(A)	L90, dB(A)	Leq, dB(A)	L10, dB(A)	L90, dB(A)	Leq, dB(A)	L10, dB(A)	L90, dB(A)	Leq, dB(A)	L10, dB(A)	L90, dB(A)	Leq, dB(A)	L10, dB(A)	L90, dB(A)	
6-May-20	10:30	66.4	68.7	62.2	64.5	66.1	62.9	67.7	70.1	64.6	64.7	66.7	62.7	66.5	68.5	63.2	63.6	65.1	61.9	65.8
12-May-20	14:25	68.7	67.5	59.5	66.4	65.9	58.6	67.8	67.8	58.8	65.0	65.9	59.6	64.6	66.7	58.1	67.0	68.7	59.3	66.8
18-May-20	9:17	70.2	71.8	68.6	69.1	70.7	67.0	70.6	71.7	69.3	68.8	70.4	66.4	67.0	68.1	65.6	66.4	68.3	64.1	68.9
29-May-20	10:15	69.5	72.3	63.6	67.8	70.8	61.9	69.3	72.5	62.7	69.1	72.3	63.3	69.3	73.2	62.6	68.7	72.1	62.5	69.0


Evening Noise Measurement Results (dB) at CNMS1											
Date	Start Time	1st Leq (5min)			2nd Leq (5min)			3rd Leq (5min)			Leq15min, dB(A)
		Leq, dB(A)	L10, dB(A)	L90, dB(A)	Leq, dB(A)	L10, dB(A)	L90, dB(A)	Leq, dB(A)	L10, dB(A)	L90, dB(A)	
7-May-20	19:41	51.4	52.4	50.5	50.9	51.6	50.3	51.0	51.6	50.4	51.1
28-May-20	19:37	57.8	58.2	57.1	58.0	58.5	57.5	57.4	58.1	56.6	57.7

Evening Noise Measurement Results (dB) at CNMS5											
Date	Start Time	1st Leq (5min)			2nd Leq (5min)			3rd Leq (5min)			Leq15min, dB(A)
		Leq, dB(A)	L10, dB(A)	L90, dB(A)	Leq, dB(A)	L10, dB(A)	L90, dB(A)	Leq, dB(A)	L10, dB(A)	L90, dB(A)	
7-May-20	19:10	61.2	64.2	55.6	60.3	63.3	55.5	60.5	63.7	55.7	60.7
28-May-20	19:05	62.5	65.4	56.4	60.1	63.1	56.2	60.6	63.7	55.7	61.2

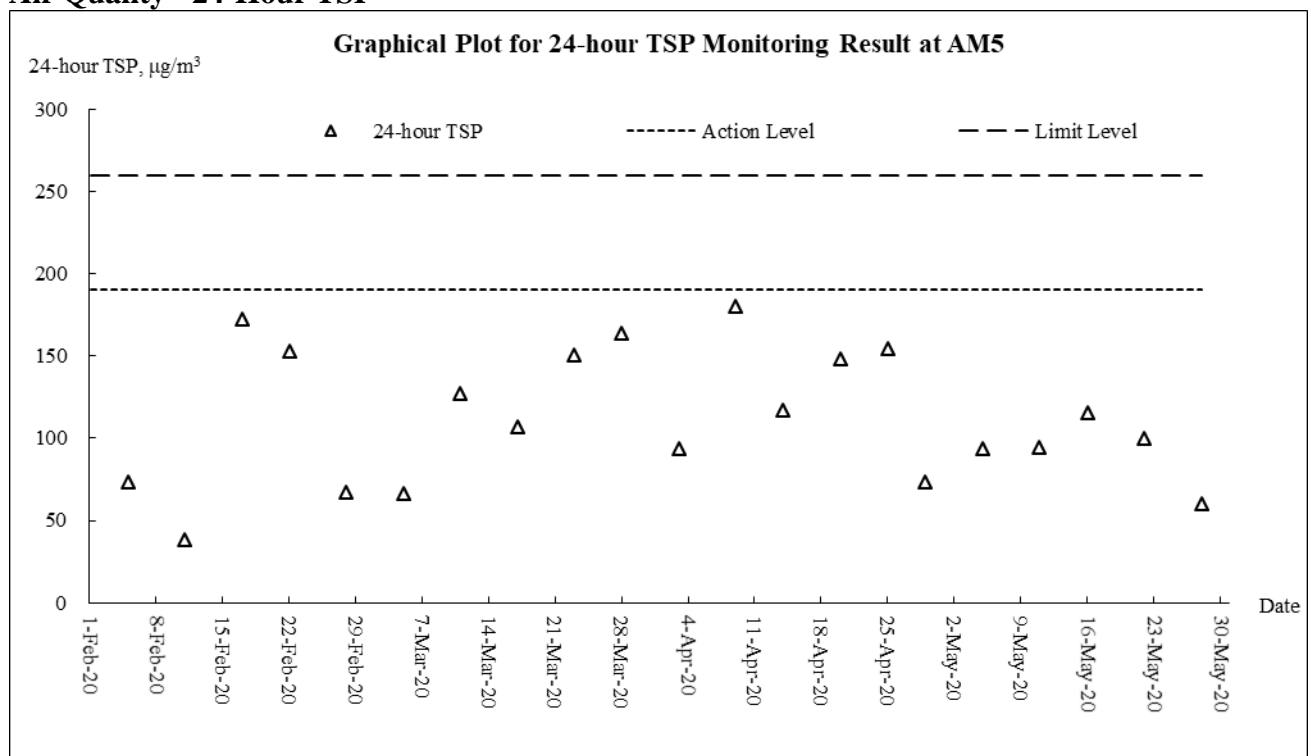
Appendix I

Graphical Plots of Monitoring Results

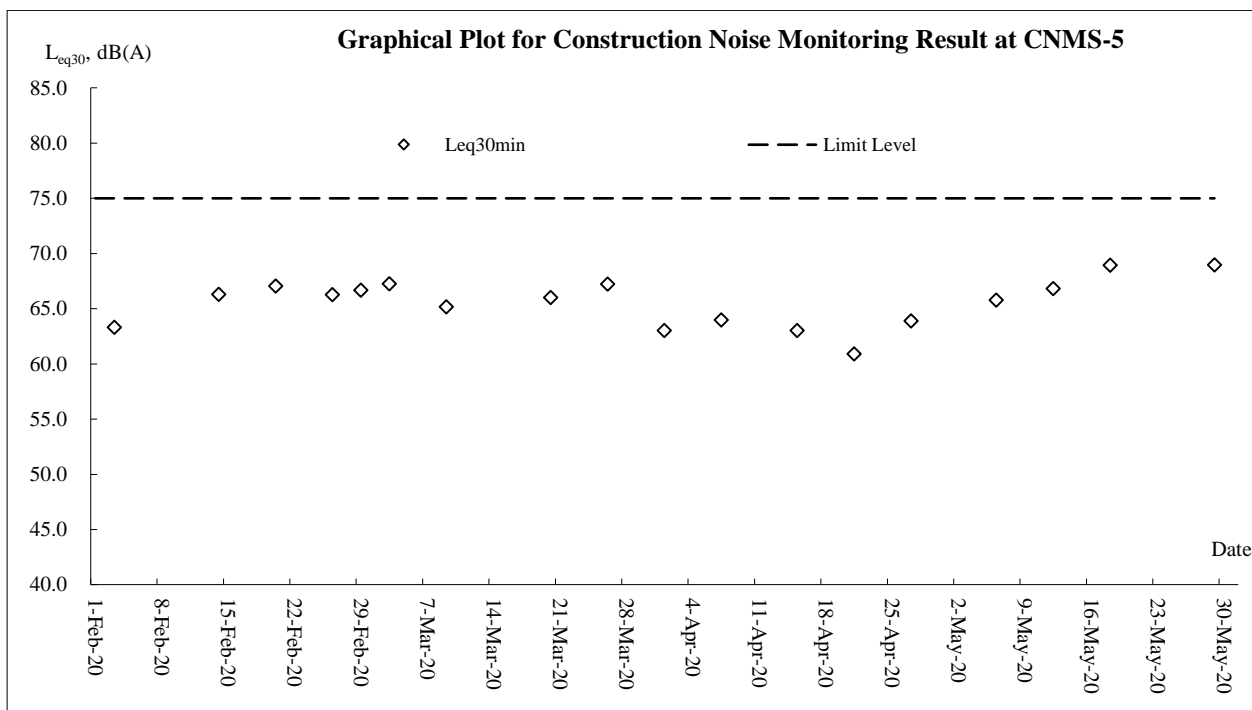
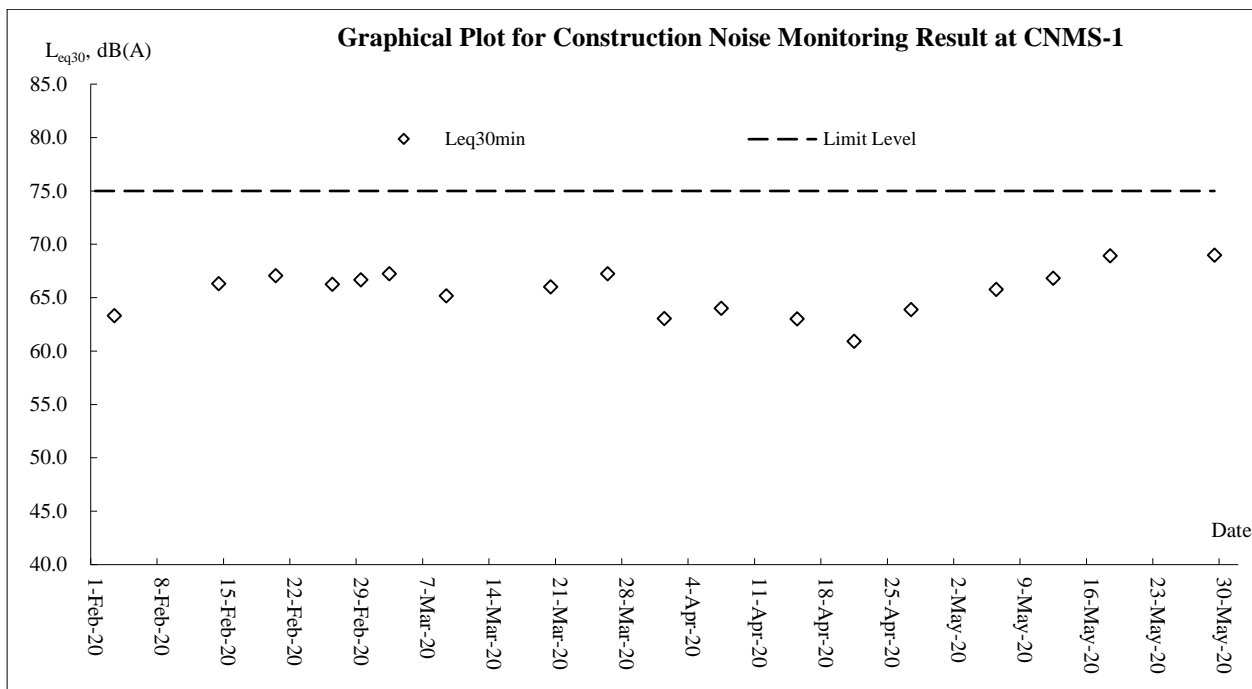
Air Quality – 1 Hour TSP



Air Quality - 24-Hour TSP



Construction Noise



Appendix J

Meteorological Data

Date		Weather	Total Rainfall (mm)	Tseung Kwan O Station			
				Mean Air Temp. (°C)	Wind Speed (km/h)	Mean Relative Humidity (%)	Wind Direction (degree)
1-May-20	Fri	Mainly cloudy and hot.	0	25.4	10.5	71	S/SW
2-May-20	Sat	Moderate southerly winds.	0	26.2	7.2	69.2	S/SW
3-May-20	Sun	Isolated showers at first.	0	27.9	8.7	65.5	S/SW
4-May-20	Mon	Sunny periods tomorrow.	0	29.1	9.2	70.5	S/SW
5-May-20	Tue	Moderate southerly winds.	0	28.6	9.7	70.7	S/SW
6-May-20	Wed	Isolated showers during the day.	0	28.7	7.5	76.2	S/SW
7-May-20	Thu	Mainly cloudy and hot.	0	28.8	6.7	78.7	S
8-May-20	Fri	Mainly cloudy and hot.	1	29.1	7.5	78.7	S
9-May-20	Sat	Isolated showers and thunderstorms.	0.1	29.3	10.5	69	S
10-May-20	Sun	Light winds.	0.8	29.8	8.7	69.2	S/SW
11-May-20	Mon	Very hot with sunny periods in the afternoon.	14.8	27.6	8.5	72.5	S
12-May-20	Tue	Mainly cloudy with a few showers and thunderstorms.	3.6	26.3	5.0	80.5	W/SW
13-May-20	Wed	Isolated showers and thunderstorms.	0.3	25.3	6.2	86.2	E/NE
14-May-20	Thu	Mainly cloudy and hot.	0.1	25	7	86.2	NE
15-May-20	Fri	Light winds.	0	28.2	6.2	77.5	E/SE
16-May-20	Sat	Moderate southwesterly winds.	0	27.7	6.5	71	E/SE
17-May-20	Sun	Showers will be heavy at times.	Trace	28.7	6.2	66.5	S/SW
18-May-20	Mon	Mainly cloudy with showers and squally thunderstorms.	46.7	25.9	7.5	84.5	S/SW
19-May-20	Tue	Mainly cloudy with a few showers and squally thunderstorms.	0	26.7	6.2	79.2	S/SW
20-May-20	Wed	More showers later.	4.3	25.9	6	88.2	N/NE
21-May-20	Thu	Moderate to fresh south to southwesterly winds.	84	26.5	6.2	93	S/SW
22-May-20	Fri	Mainly cloudy with a few showers.	17	27.2	8	82	S/SW
23-May-20	Sat	Thunderstorms and more showers tonight and tomorrow morning.	1.5	24.6	7.5	75	S/SW
24-May-20	Sun	Sunny intervals in the afternoon tomorrow.	Trace	26.1	6	79	E/SE
25-May-20	Mon	Moderate southeasterly winds,	32.4	25.4	3.7	91.7	N/NE
26-May-20	Tue	Hot with sunny periods in the afternoon.	14.4	28.1	6	86	S
27-May-20	Wed	There will be isolated showers and thunderstorms.	0.1	28	6	81	S
28-May-20	Thu	Mainly cloudy tonight.	0.2	25.8	5	90	N/NE
29-May-20	Fri	Moderate southerly winds.	0.2	27.1	5	86	E/SE
30-May-20	Sat	Moderate southeasterly winds,	131.3	25.2	7	81.5	E/SE
31-May-20	Sun	Moderate to fresh south to southwesterly winds.	Trace	28.5	6.5	82.5	S/SW

Appendix K
Waste Flow Table

Contract 1

Monthly Summary Waste Flow Table for 2018 (year)

Name of Person completing the record: Kanny Cho (EO)

Project : Cross Bay Link, TKO, Main Bridge and Associated Works

Contract No.: NE/2017/07

Month	Actual Quantities of Inert C&D Materials Generated Monthly						Actual Quantities of C&D Wastes Generated Monthly				
	Total Quantity Generated	Hard Rock and Large Broken Concrete	Reused in the Contract	Reused in other Projects	Disposed as Public Fill	Imported Fill	Metals	Paper/ cardboard packaging	Plastics (see Note 3)	Chemical Waste	Others, e.g. general refuse
	(in '000m ³)	(in '000m ³)	(in '000m ³)	(in '000m ³)	(in '000m ³)	(in '000m ³)	(in '000 kg)	(in '000kg)	(in '000kg)	(in '000kg)	(in '000 m ³)
Jan	/										
Feb											
Mar											
Apr											
May											
Jun											
Sub-total	0.000	0.000	0.000	0.000	0.000	0.000	0.000	0.000	0.000	0.000	0.000
Jul	0.000	0.000	0.000	0.000	0.000	0.000	0.000	0.000	0.000	0.000	0.000
Aug	0.000	0.000	0.000	0.000	0.000	0.000	0.000	0.000	0.000	0.000	0.837
Sep	0.000	0.000	0.000	0.000	0.000	0.000	0.000	0.000	0.000	0.000	0.305
Oct	0.000	0.000	0.000	0.000	0.000	0.000	0.000	0.065	0.000	0.000	0.008
Nov	0.000	0.000	0.000	0.000	0.000	0.320	0.000	0.000	0.000	0.000	0.009
Dec	0.000	0.000	0.000	0.000	0.276	0.000	0.000	0.000	0.000	0.000	0.004
Total	0.000	0.000	0.000	0.000	0.276	0.320	0.000	0.065	0.000	0.000	1.163

Note:

1. For non-inert portion of C&D material, assume the density of 1 m³ general refuse is equal to 200 kg.
2. For inert portion of C&D material, assume 6 m³ per each full-filled dump truck.
3. All values are round off to the third decimal places.

Monthly Summary Waste Flow Table for 2019 (year)

Name of Person completing the record: Calvin So (EO)

Project : Cross Bay Link, TKO, Main Bridge and Associated Works

Contract No.: NE/2017/07

Month	Actual Quantities of Inert C&D Materials Generated Monthly						Actual Quantities of C&D Wastes Generated Monthly				
	Total Quantity Generated	Hard Rock and Large Broken Concrete	Reused in the Contract	Reused in other Projects	Disposed as Public Fill	Imported Fill	Metals	Paper/ cardboard packaging	Plastics (see Note 3)	Chemical Waste	Others, e.g. general refuse
	(in '000m ³)	(in '000m ³)	(in '000m ³)	(in '000m ³)	(in '000m ³)	(in '000m ³)	(in '000 kg)	(in '000kg)	(in '000kg)	(in '000kg)	(in '000 m ³)
Jan	0.845	0.000	0.000	0.000	0.845	0.000	0.000	0.023	0.000	0.000	0.077
Feb	0.000	0.000	0.000	0.000	0.000	0.000	0.000	0.032	0.000	0.000	0.036
Mar	0.042	0.000	0.000	0.000	0.042	0.000	0.000	0.029	0.000	0.000	0.081
Apr	1.760	0.000	0.000	0.000	1.760	0.000	0.000	0.509	0.000	0.000	0.012
May	1.026	0.000	0.000	0.000	1.026	0.000	0.000	0.094	0.000	0.000	0.030
Jun	0.354	0.000	0.000	0.000	0.354	0.000	0.000	0.087	0.000	0.000	0.050
Sub-total	4.027	0.000	0.000	0.000	4.027	0.000	0.000	0.774	0.000	0.000	0.286
Jul	1.122	0.000	0.000	0.000	1.122	0.000	0.000	0.060	0.000	0.000	0.095
Aug	1.290	0.000	0.000	0.000	1.290	0.000	0.000	0.075	0.000	0.000	0.058
Sep	0.762	0.000	0.000	0.000	0.762	0.000	0.000	0.085	0.000	0.000	0.054
Oct	1.002	0.000	0.000	0.000	1.002	0.000	0.000	0.080	0.000	0.000	0.106
Nov	0.744	0.000	0.000	0.000	0.744	0.000	0.000	0.092	0.000	0.000	0.075
Dec	1.104	0.000	0.000	0.000	1.104	0.000	0.000	0.100	0.000	0.000	0.154
Total	10.051	0.000	0.000	0.000	10.051	0.000	0.000	1.266	0.000	0.000	0.828

Note:

1. For non-inert portion of C&D material, assume the density of 1 m³ general refuse is equal to 200 kg.
2. For inert portion of C&D material, assume 6 m³ per each full-filled dump truck.
3. All values are round off to the third decimal places.

Monthly Summary Waste Flow Table for 2020 (year)

Name of Person completing the record: Calvin So (EO)

Project : Cross Bay Link, TKO, Main Bridge and Associated Works

Contract No.: NE/2017/07

Month	Actual Quantities of Inert C&D Materials Generated Monthly						Actual Quantities of C&D Wastes Generated Monthly				
	Total Quantity Generated	Hard Rock and Large Broken Concrete	Reused in the Contract	Reused in other Projects	Disposed as Public Fill	Imported Fill	Metals	Paper/ cardboard packaging	Plastics (see Note 3)	Chemical Waste	Others, e.g. general refuse
	(in '000m ³)	(in '000m ³)	(in '000m ³)	(in '000m ³)	(in '000m ³)	(in '000m ³)	(in '000 kg)	(in '000kg)	(in '000kg)	(in '000kg)	(in '000 m ³)
Jan	1.020	0.000	0.000	0.000	1.020	0.000	0.000	0.088	0.000	0.000	0.100
Feb	0.102	0.000	0.000	0.000	0.102	0.000	0.000	0.095	0.000	0.000	0.073
Mar	0.018	0.000	0.000	0.000	0.018	0.000	0.000	0.073	0.000	0.000	0.092
Apr	0.060	0.000	0.000	0.000	0.060	0.000	0.000	0.090	0.000	0.000	0.133
May	0.132	0.000	0.000	0.000	0.132	0.000	0.000	0.092	0.000	0.000	0.117
Jun											
Sub-total	1.332	0.000	0.000	0.000	1.332	0.000	0.000	0.438	0.000	0.000	0.515
Jul											
Aug											
Sep											
Oct											
Nov											
Dec											
Total	1.332	0.000	0.000	0.000	1.332	0.000	0.000	0.438	0.000	0.000	0.515

Note:

1. For non-inert portion of C&D material, assume the density of 1 m³ general refuse is equal to 200 kg.
2. For inert portion of C&D material, assume 6 m³ per each full-filled dump truck.
3. All values are round off to the third decimal places.

Contract 2

Monthly Summary Waste Flow Table for 2019 Year

Month	Actual Quantities of Inert C&D Materials Generated Monthly						Actual Quantities of C&D Wastes Generated Monthly				
	Total Quantity Generated	Hard Rock and Large Borken Concrete	Reused in the Contract	Reused in other Projects	Disposal as Public Fill	Imported Fill	Metals	Paper / Cardboard Packaging	Plastics (See note 3)	Chemical Waste	Other, e.g. general refuse
	[in '000m ³]	[in '000m ³]	[in '000m ³]	[in '000m ³]	[in '000m ³]	[in '000m ³]	[in '000kg]	[in '000kg]	[in '000kg]	[in '000kg]	[in '000m ³]
Jan	0.358	0.000	0.358	0.000	0.000	0.000	0.000	0.000	0.000	0.000	0.357
Feb	0.022	0.000	0.000	0.000	0.022	0.000	0.000	0.000	0.000	0.000	0.728
Mar	0.106	0.000	0.000	0.000	0.106	0.000	0.000	0.000	0.000	0.000	0.229
Apr	3.013	0.000	0.000	0.000	3.013	0.000	0.000	0.000	0.000	0.000	0.013
May	3.621	0.000	0.000	0.000	3.621	0.000	0.000	0.000	0.000	0.000	0.022
June	1.127	0.000	0.000	0.000	1.127	0.000	0.000	0.000	0.000	0.000	0.019
SUB-TOTAL	8.247	0.000	0.358	0.000	7.889	0.000	0.000	0.000	0.000	0.000	1.368
Jul	2.468	0.000	0.000	0.000	1.879	0.589	0.000	0.000	0.000	0.000	0.031
Aug	4.401	0.000	0.000	0.000	4.262	0.140	0.000	0.000	0.000	0.000	0.004
Sep	1.912	0.000	0.000	0.046	1.866	0.000	0.000	0.000	0.000	0.000	0.009
Oct	4.384	0.000	0.000	0.000	4.384	0.000	0.000	0.000	0.000	0.000	0.007
Nov	2.351	0.000	0.000	0.000	2.351	0.000	8.870	0.000	0.000	0.000	0.004
Dec	0.700	0.000	0.000	0.000	0.700	0.000	0.000	0.000	0.000	0.000	0.012
TOTAL	24.463	0.000	0.358	0.046	23.331	0.728	8.870	0.000	0.000	0.000	1.436

Note: Conversion to 1000m³ for general refuse is weight in 1000kg multiply by 0.002

Conversion to 1000m³ for Inert C&D is weight in 1000kg multiply by 0.0005

Plastics refer to plastic bottles / containers, plastic sheets / foam from packaging material

Plastics refer to plastic bottles / containers, plastic sheets / foam from packaging material

Assume the loaded volume of a dump truck for internal inert waste transfer is 17.9 m³

Monthly Summary Waste Flow Table for 2020 Year

Month	Actual Quantities of Inert C&D Materials Generated Monthly						Actual Quantities of C&D Wastes Generated Monthly				
	Total Quantity Generated	Hard Rock and Large Borken Concrete	Reused in the Contract	Reused in other Projects	Disposal as Public Fill	Imported Fill	Metals	Paper / Cardboard Packaging	Plastics (See note 3)	Chemical Waste	Other, e.g. general refuse
	[in '000m ³]	[in '000m ³]	[in '000m ³]	[in '000m ³]	[in '000m ³]	[in '000m ³]	[in '000kg]	[in '000kg]	[in '000kg]	[in '000kg]	[in '000m ³]
Jan	1.374	0.000	0.000	0.000	1.374	0.000	0.000	0.000	0.000	0.000	0.019
Feb	1.750	0.000	0.000	0.000	1.750	0.000	0.000	0.000	0.000	0.000	0.004
Mar	3.422	0.000	0.000	0.000	3.422	0.000	0.000	0.000	0.000	0.000	0.013
Apr	6.641	0.000	0.000	0.000	6.641	0.000	0.000	0.000	0.000	0.000	0.035
May	2.256	0.000	0.000	0.000	2.256	0.000	0.000	0.000	0.000	0.000	0.052
June											
SUB-TOTAL	15.444	0.000	0.000	0.000	15.444	0.000	0.000	0.000	0.000	0.000	0.122
Jul											
Aug											
Sep											
Oct											
Nov											
Dec											
TOTAL	15.444	0.000	0.000	0.000	15.444	0.000	0.000	0.000	0.000	0.000	0.122

Note: Conversion to 1000m³ for general refuse is weight in 1000kg multiply by 0.002

Conversion to 1000m³ for Inert C&D is weight in 1000kg multiply by 0.0005

Plastics refer to plastic bottles / containers, plastic sheets / foam from packaging material

Plastics refer to plastic bottles / containers, plastic sheets / foam from packaging material

Assume the loaded volume of a dump truck for internal inert waste transfer is 17.9 m³

Appendix L

Implementation Record of Water Mitigation Measures in the Reporting Month

Water Quality Mitigation Measures under NE/2017/07 (Contract 1)



Treatment facilities was installed at site to treat the site generated water prior discharge.



Temporary trench had been installed at the sea front to prevent muddy run-off overflow into the water body during

Water Quality Mitigation Measures under NE/2017/08 (Contract 2)



Treatment facilities was installed at site to treat the site generated water prior discharge.



Gap between the concrete block and the sea front was sealed up.



Trench had been installed beside the sea front to prevent muddy surface run-off overflow during rainstorm.

Appendix M

**Implementation Schedule for
Environmental Mitigation Measures**

EIA Ref	Environmental Protection Measures/ Mitigation Measures	Objectives of the Recommended Measures & Main Concerns to Address	Location/ Timing	Implementation		Requirements and/or Standards to be Achieved
				Agent	Stage	
Dust Impact (Contraction Phase)						
S5.5.5.1	Regular watering under good site practice shall be adopted. In accordance with the “Control of Open Fugitive Dust Sources” (USEPA AP-42), watering once per hour on exposed worksites and haul road is recommended to achieve dust removal efficiency of 91.7%.	Good construction site practices to control the dust impact on the nearby sensitive receivers to within the relevant criteria	All construction sites	Contractor	Construction stage	<ul style="list-style-type: none"> • APCO (Cap. 311); and • Air Pollution Control (Construction Dust) Regulation
S5.5.5.3	<p>The following dust suppression measures shall also be incorporated by the Contractor to control the dust nuisance throughout the construction phase:</p> <ul style="list-style-type: none"> • Any excavated or stockpiled dusty material shall be covered entirely by impervious sheeting or sprayed with water to maintain the entire surface wet and then removed or backfilled or reinstated where practicable within 24 hours of the excavation or unloading; • Any dusty materials remaining after a stockpile is removed shall be wetted with water and cleared from the surface of roads; • A stockpile of dusty material shall not extend beyond the pedestrian barriers, fencing or traffic cones; • The load of dusty materials on a vehicle leaving a construction site shall be covered entirely by impervious sheeting to ensure that the dusty materials do not leak from the vehicle; • Where practicable, vehicle washing facilities with high pressure water jet shall be provided at every discernible or designated vehicle exit point. The area where vehicle washing takes place and the road section between the washing facilities and the exit point shall be paved with concrete, bituminous materials or hardcores; • When there are open excavation and reinstatement works, hoarding of not less than 2.4m high shall be provided as far as practicable along the site boundary with provision for public crossing. Good site practice shall also be adopted by the Contractor to ensure the conditions of the hoardings are properly maintained throughout the construction period; • The portion of any road leading to the construction site that is within 30m of a vehicle entrance or exit shall be kept clear 	Good construction site practices to control the dust impact on the nearby sensitive receivers to within the relevant criteria	All construction sites	Contractor	Construction stage	<ul style="list-style-type: none"> • APCO (Cap. 311); and • Air Pollution Control (Construction Dust) Regulation

EIA Ref	Environmental Protection Measures/ Mitigation Measures	Objectives of the Recommended Measures & Main Concerns to Address	Location/ Timing	Implementation		Requirements and/or Standards to be Achieved
				Agent	Stage	
	of dusty materials; <ul style="list-style-type: none"> Surfaces where any pneumatic or power driven drilling, cutting, polishing or other mechanical breaking operation takes place shall be sprayed with water or a dust suppression chemical continuously; Any area that involves demolition activities shall be sprayed with water or a dust suppression chemical immediately prior to, during and immediately after the activities so as to maintain the entire surface wet; Where a scaffolding is erected around the perimeter of a building under construction, effective dust screens, sheeting or netting shall be provided to enclose the scaffolding from the ground floor level of the building, or a canopy should be provided from the first floor level up to the highest level of the scaffolding; Any skip hoist for material transport shall be totally enclosed by impervious sheeting; Exposed earth shall be properly treated by compaction, turfing, hydroseeding, vegetation planting or sealing with latex, vinyl, bitumen, shortcrete or other suitable surface stabiliser within six months after the last construction activity on the construction site or part of the construction site where the exposed earth lies. 					
S5.5.5.4	For the barging facilities at the site compound, the following good site practice is required: <ul style="list-style-type: none"> All road surfaces within the barging facilities shall be paved. Vehicles should pass through designated wheel wash facilities. Continuous water spray shall be installed at the loading point. 	Good construction site practices to control the dust impact on the nearby sensitive receivers to within the relevant criteria	Site compound	Contractor	Construction stage	<ul style="list-style-type: none"> APCO (Cap. 311); and Air Pollution Control (Construction Dust) Regulation
S5.5.5.5	An audit and monitoring programme during the construction phase should be implemented by the Contractor to ensure that the construction dust impacts are controlled to within the HKAQO. Detailed requirements for the audit and monitoring programmes are given separately in the EM&A manual.	Monitor the 1-Hour and 24-Hr TSP levels at the representative dust monitoring stations to ensure compliance with relevant criteria throughout the construction period	Selected representative dust monitoring station (Drawing no. 209506/EMA/AIR/001)	Contractor	Construction stage	<ul style="list-style-type: none"> APCO (Cap. 311); and Air Pollution Control (Construction Dust) Regulation
Noise Impact (Contraction Phase)						

EIA Ref	Environmental Protection Measures/ Mitigation Measures	Objectives of the Recommended Measures & Main Concerns to Address	Location/ Timing	Implementation		Requirements and/or Standards to be Achieved
				Agent	Stage	
S6.6.4.3	Good site practice and noise management techniques: <ul style="list-style-type: none"> • Only well-maintained plant shall be operated on-site and the plant shall be serviced regularly during the construction programme; • Machines and plant (such as trucks, cranes) that are in intermittent use shall be shut down between work periods or throttled down to a minimum; • Plant known to emit noise strongly in one direction, where possible, shall be orientated so that the noise is directed away from nearby NSRs; • Silencers or mufflers on construction equipment shall be properly fitted and maintained during the construction works; • Mobile plant shall be sited as far away from NSRs as possible and practicable; and • Material stockpiles, site office and other structures shall be effectively utilised, where practicable, to screen noise from on-site construction activities. 	To minimize construction noise impact arising from the Project on the affected NSRs	All construction sites	Contractor	Construction stage	• Annex 5, TM-EIAO
S6.6.4.5-6	Use of quiet powered mechanical equipment and working methods	Reduce noise levels of plant items	All construction sites	Contractor	Construction stage	• Annex 5, TM-EIAO
S6.6.4.7	Install site hoarding at the site boundaries between noisy construction activities and NSRs	Reduce the construction noise levels at low-level zone of NSRs through partial screening	All construction sites	Contractor	Construction stage	• Annex 5, TM-EIAO
S6.6.4.8-11	Use of temporary or movable noise barriers and full enclosure for relatively fixed plant source	Screen the noisy plant items to be used at all construction sites	For plant items listed in Table 6.7 and Appendix 6.1 of the EIA report at all construction sites	Contractor	Construction stage	• Annex 5, TM-EIAO
	Implement a noise monitoring programme under the EM&A manual	Monitor the construction noise levels at the selected representative locations	Selected representative noise monitoring stations (Drawing no. 209506/EMA/NS/001 & 209506/EMA/NS/002)	Contractor	Construction stage	• Annex 5, TM-EIAO
S6.7.3.1	Partial enclosures along Road D9 and application of low noise surfacing material along CBL and Road D9	To minimize road traffic noise impact arising from the CBL and Road D9 on the affected NSRs	CBL and Road D9 (Drawing no. 209506/EMA/NS/003)	CEDD/ Contractor	During operational stage	• Annex 5, TM-EIAO

EIA Ref	Environmental Protection Measures/ Mitigation Measures	Objectives of the Recommended Measures & Main Concerns to Address	Location/ Timing	Implementation		Requirements and/or Standards to be Achieved
				Agent	Stage	
Water Quality Impact (Contraction Phase)						
S8.6.4.3	<p>Marine Piling and Pile Excavation Works Marine piling and pile excavation works shall be undertaken in such a manner as to minimize re-suspension of sediments. Standard good practice measures shall be implemented, including the following requirements:</p> <ul style="list-style-type: none"> • All marine piling and pile excavation works shall be conducted within a floating single silt curtain. • Mechanical closed grabs (with a size of 5m³) shall be designed and maintained to avoid spillage and should seal tightly while being lifted. • Barges shall have tight fitting seals to their bottom openings to prevent leakage of material. • Any pipe leakages shall be repaired quickly. Plant should not be operated with leaking pipes. • Loading of barges shall be controlled to prevent splashing of dredged material to the surrounding water. Barges shall not be filled to a level which will cause overflow of materials or pollution of water during loading or transportation. • Excess material shall be cleaned from the decks and exposed fittings of barges before the vessel is moved. • Adequate freeboard shall be maintained on barges to reduce the likelihood of decks being washed by wave action. • All vessels shall be sized such that adequate clearance is maintained between vessels and the sea bed at all states of the tide to ensure that undue turbidity is not generated by turbulence from vessel movement or propeller wash. • The works shall not cause foam, oil, grease, litter or other objectionable matter to be present in the water within and adjacent to the works site. 	To control potential impacts from marine piling and pile excavation works	During marine piling and pile excavation works	Contractor	Construction stage	<ul style="list-style-type: none"> • TM-EIAO; and • WPCO
S8.6.4.4	<p>Construction Site Runoff</p> <p>In accordance with the Practice Note for Professional Persons on Construction Site Drainage, Environmental Protection Department, 1994 (ProPECC PN 1/94), construction phase mitigation measures, where appropriate, shall include the following:</p> <ul style="list-style-type: none"> • The design of efficient silt removal facilities shall be based on the guidelines in Appendix A1 of ProPECC PN 1/94. The 	Control potential water quality impacts from construction site run-off	All construction sites	Contractor	Construction stage	<ul style="list-style-type: none"> • TM-EIAO; and • WPCO

EIA Ref	Environmental Protection Measures/ Mitigation Measures	Objectives of the Recommended Measures & Main Concerns to Address	Location/ Timing	Implementation		Requirements and/or Standards to be Achieved
				Agent	Stage	
	<p>detailed design of the sand/silt traps shall be undertaken by the contractor prior to the commencement of construction;</p> <ul style="list-style-type: none"> Open stockpiles of construction materials (for example, aggregates, sand and fill material) of more than 50m³ shall be covered with tarpaulin or similar fabric during rainstorms. Measures shall be taken to prevent the washing away of construction materials, soil, silt or debris into any marine water bodies; All vehicles and plant shall be cleaned before leaving a construction site to ensure no earth, mud, debris and the like is deposited by them on roads. An adequately designed and sited wheel washing facilities shall be provided at every construction site exit where practicable. Wash-water shall have sand and silt settled out and removed at least on a weekly basis to ensure the continued efficiency of the process. The section of access road leading to, and exiting from, the wheel-wash bay to the public road shall be paved with sufficient backfall toward the wheel-wash bay to prevent vehicle tracking of soil and silty water to public roads and drains; Construction solid waste, debris and rubbish on site shall be collected, handled and disposed of properly to avoid water quality impacts; All fuel tanks and storage areas shall be provided with locks and sited on sealed areas, within bunds of a capacity equal to 110% of the storage capacity of the largest tank to prevent spilled fuel oils from reaching water sensitive receivers nearby; and Regular environmental audit on the construction site shall be carried out in order to prevent any malpractices. Notices shall be posted at conspicuous locations to remind the workers not to discharge any sewage or wastewater into the meander, wetlands and fish ponds. 					
S8.6.4.6	<p>Sewage from workforce</p> <ul style="list-style-type: none"> Portable chemical toilets and sewage holding tanks shall be provided for handling the construction sewage generated by the workforce; A licensed contractor shall be employed to provide 	Control potential water quality impacts from sewage	All construction sites	Contractor	Construction stage	<ul style="list-style-type: none"> TM-EIAO; and WPCO

EIA Ref	Environmental Protection Measures/ Mitigation Measures	Objectives of the Recommended Measures & Main Concerns to Address	Location/ Timing	Implementation		Requirements and/or Standards to be Achieved
				Agent	Stage	
	appropriate and adequate portable toilets and be responsible for appropriate disposal and maintenance.					
	Monitoring Implement a marine water quality monitoring programme under the EM&A on level of suspended solids (SS) / turbidity and dissolved oxygen (DO) shall be carried out.	Control potential water quality impacts from marine piling and pile excavation works	Selected monitoring stations (Drawing no. 209506/EMA/WQ/001)	Contractor	Construction station	<ul style="list-style-type: none"> • TM-EIAO; and • WPCO
S8.7.3.2	Operational phase – Runoff from road surface Proper drainage systems with silt traps and oil interceptors shall be installed, maintained and cleaned at regular intervals.	Control potential water quality impacts from road surface runoff	CBL and Road D9	Contractor	Construction and operational stage	<ul style="list-style-type: none"> • TM-EIAO; and • WPCO
Waste Management (Contraction Phase)						
S9.5.2	Good Site Practices Recommendations for good site practices: <ul style="list-style-type: none"> • Nomination of an approved personnel to be responsible for the implementation of good site practices, arrangements for collection and effective deposal to an appropriate facility of all wastes generated at the site; • Training of site personnel in proper waste management and chemical handling procedures; • Provision of sufficient waste disposal points and regular collection for disposal; • Separation of chemical wastes for special handling and appropriate treatment at the Chemical Waste Treatment Centre; • Regular cleaning and maintenance programme for drainage systems, sumps and oil interceptors; and • Implementation of a recording system for the amount of wastes generated/recycled and disposal sites. 	Good site practices which ensure waste generated during construction phase is properly managed	All construction sites	Contractor	Construction stage	<ul style="list-style-type: none"> • Waste Disposal Ordinance (Cap. 54); • ETWB TCW No. 19/2005

EIA Ref	Environmental Protection Measures/ Mitigation Measures	Objectives of the Recommended Measures & Main Concerns to Address	Location/ Timing	Implementation		Requirements and/or Standards to be Achieved
				Agent	Stage	
S9.5.4	<p>Waste Reduction Measures Recommendations for achieving waste reduction include:</p> <ul style="list-style-type: none"> • On-site reuse of any material excavated as far as practicable; • Segregation and storage of different types of waste in different containers, skips or stockpiles to enhance reuse or recycling of material and their proper disposal; • Collection of aluminum cans and waste paper by individual collectors during construction should be encouraged. Separately labelled recycling bins should also be provided to segregate these wastes from other general refuse by the workforce; • Recycling of any unused chemicals and those with remaining functional capacity as far as possible; • Prevention of the potential damage or contamination to the construction materials through proper storage and good site practices; • Planning and stocking of construction materials should be made carefully to minimize amount of waste generated avoid unnecessary generation of waste; and • Training on the importance of appropriate waste management procedures, including waste reduction, reuse and recycling should be provided to workers. 	To reduce amount of waste generated during construction phase	All construction sites	Contractor	Construction stage	<ul style="list-style-type: none"> • Waste Disposal Ordinance (Cap. 54); • ETWB TCW No. 19/2005
S9.5.5-6	<p>Storage, Collection and Transportation of Waste Recommendations for proper storage include:</p> <ul style="list-style-type: none"> • Waste such as soil should be handled and stored well to ensure secure containment; • Stockpiling area should be provided with covers and water spraying system to prevent materials from being washed away and to reduce wind-blown litter; and • Different locations should be designated to stockpile each material to enhance reuse. <p>With respect to the collection and transportation of waste from the construction works, the following is recommended:</p> <ul style="list-style-type: none"> • Remove waste in a timely manner; • Employ trucks with cover or enclosed containers for waste transportations; • Obtain relevant waste disposal permits from the appropriate 	To reduce the environmental implications of improper storage	All construction sites	Contractor	Construction stage	<ul style="list-style-type: none"> • Waste Disposal Ordinance (Cap. 54); • ETWB TCW No. 19/2005

EIA Ref	Environmental Protection Measures/ Mitigation Measures	Objectives of the Recommended Measures & Main Concerns to Address	Location/ Timing	Implementation		Requirements and/or Standards to be Achieved
				Agent	Stage	
	authorities; and <ul style="list-style-type: none"> Disposal of waste should be done at licensed waste disposal facilities. 					
S9.5.8-11	<p><u>C&D Materials</u> The following mitigation measures shall be implemented in handling the waste:</p> <ul style="list-style-type: none"> Maintain temporary stockpiles and reuse excavated fill material for backfilling and reinstatement; Carry out on-site sorting; Make provisions in the Contract documents to allow and promote the use of recycled aggregates where appropriate; Implement a trip-ticket system for each works contract to ensure that the disposal of C&D materials are properly documented and verified; Disposal of the C&D materials onto any sensitive locations such as agricultural lands, etc. should be avoided. The Contractor shall propose the final disposal sites to the Project Proponent and get its approval before implementation; Standard formwork or pre-fabrication order to minimise the arising of C&D materials. The use of more durable formwork or plastic facing for the construction works should be considered. Metal hoarding should be used to enhance the possibility of recycling. The purchasing of construction materials will be carefully planned in order to avoid over ordering and wastage; and The Contractor should recycle as much of the C&D materials as possible on-site. Public fill and C&D waste should be segregated and stored in different containers or skips to enhance reuse or recycling of materials and their proper disposal. Where practicable, concrete and masonry can be crushed and used as fill. Steel reinforcement bar can be used by scrap steel mills. Different areas of the sites should be considered for such segregation and storage. 	Good site practice to minimize the waste generation and recycle the C&D materials as far as practicable so as to reduce the amount for final disposal	All construction sites	Contractor	Construction stage	<ul style="list-style-type: none"> Waste Disposal Ordinance (Cap. 54); ETWB TCW No. 19/2005 ETWB TCW No. 06/2010
S9.5.13	<p><u>Excavated Marine Sediments</u> During transportation and disposal of the excavated marine sediments, the following measures shall be taken to minimize potential environmental impacts:</p> <ul style="list-style-type: none"> Bottom opening of barges should be fitted with tight fitting 	To minimize potential impacts on water quality	All construction sites where applicable	Contractor	Construction stage	<ul style="list-style-type: none"> ETWBTC (Works) No. 34/2002

EIA Ref	Environmental Protection Measures/ Mitigation Measures	Objectives of the Recommended Measures & Main Concerns to Address	Location/ Timing	Implementation		Requirements and/or Standards to be Achieved
				Agent	Stage	
	<p>seals to prevent leakage of material. Excess material should be cleaned from the decks and exposed fittings of barges and hopper dredgers before the vessel is moved;</p> <ul style="list-style-type: none"> Monitoring of the barge loading should be conducted to ensure that loss of material does not take place during transportation; Transport barges or vessels should be equipped with automatic self-monitoring devices as specified by the DEP; and Barges should not be filled to a level that would cause the overflow of materials or sediment-laden water during loading or transportation. 					
S9.5.14-17	<p>For those processes which generate chemical waste, the Contractor shall identify any alternatives that generate reduced quantities or even no chemical waste, or less dangerous types of chemical waste.</p> <p>If chemical waste is produced at the construction site, the Contractor is required to register with EPD as chemical waste producers. Chemical waste shall be handled in accordance with the Code of Practice on the Packaging, Handling and Storage of Chemical Wastes as follows. Containers used for storage of chemical wastes shall:</p> <ul style="list-style-type: none"> Be suitable for the substance they are holding, resistant to corrosion, maintained in a good condition, and securely closed; Have a capacity of less than 450 L unless the specification have been approved by EPD; and Display a label in English and Chinese in accordance with instructions prescribed in Schedule 2 of the Regulations. <p>The storage area for chemical wastes shall:</p> <ul style="list-style-type: none"> Be clearly labelled and used solely for the storage of chemical wastes; Be enclosed on at least 3 sides; Have an impermeable floor and bunding of capacity to accommodate 110% of the volume of the largest container or 20% by volume of the chemical waste stored in the area, whichever is greatest; 	To ensure proper management of chemical waste	All construction sites	Contractor	Construction stage	<ul style="list-style-type: none"> Waste Disposal (Chemical Waste) (General) Regulation; Code of Practice on the Packaging, Labelling and Storage of Chemical Waste

EIA Ref	Environmental Protection Measures/ Mitigation Measures	Objectives of the Recommended Measures & Main Concerns to Address	Location/ Timing	Implementation		Requirements and/or Standards to be Achieved
				Agent	Stage	
	<ul style="list-style-type: none"> Have adequate ventilation; Be covered to prevent rainfall entering (water collected within the bund must be tested and disposed as chemical waste, if necessary); and Be arranged so that incompatible materials are adequately separated. Disposal of chemical waste shall: <ul style="list-style-type: none"> Be via a licensed waste collector; and Be to a facility licensed to receive chemical waste, such as the CWTC which also offers a chemical waste collection service and can supply the necessary storage containers; or Be to a re-user of the waste, under approval from EPD. 					
S9.5.18	<p>Sewage An adequate number of portable toilets shall be provided for the on-site construction workers. Any waste shall be transferred to a sewage treatment works by a licensed collector.</p>	Proper handling of sewage from worker to avoid odour, pest and litter impacts	All construction sites	Contractor	Construction stage	<ul style="list-style-type: none"> Waste Disposal Ordinance (Cap. 54)
S9.5.19	<p>General Refuse General refuse generated on-site shall be stored in enclosed bins or compaction units separately from construction and chemical wastes. Recycling bins shall also be provided to encourage recycling. A reputable waste collector shall be employed by the Contractor to remove general refuse from the site on a daily basis separately from the construction and chemical wastes. Burning of refuse on construction sites is prohibited by law.</p>	Minimize production of general refuse and avoid odour, pest and litter impacts	All construction sites	Contractor	Construction stage	<ul style="list-style-type: none"> Waste Disposal Ordinance (Cap. 54)
S10.7.2.4	Good Site Practices – The integrity and effectiveness of all silt curtains shall be regularly inspected. Effluent monitoring should be incorporated to make sure that the discharged effluent from construction sites meets the relevant effluent discharge guidelines.	To minimize potential impacts on water quality and protect marine communities within Junk Bay	All construction sites	Contractor	Construction stage	<ul style="list-style-type: none"> TM-EIAO; and WPCO
S10.7.2.5	Site runoff control – For works on land, standard site runoff control measures will be established and strictly enforced to ensure that discharge of contaminated or silt-laden runoff into marine waters is minimized.	To minimize potential impacts on water quality and protect marine communities within Junk Bay	All construction sites	Contractor	Construction stage	<ul style="list-style-type: none"> TM-EIAO; and WPCO
S10.9.1.1	The marine water quality monitoring programme recommended in Chapter 8 of this EIA report and this EMIS would also serve to protect the marine communities inside Junk Bay.	To minimize potential impacts on water quality and protect marine	Selected monitoring stations (Drawing no. 209506/EMA/WQ/001)	Contractor	Construction stage	<ul style="list-style-type: none"> TM-EIAO; and WPCO

EIA Ref	Environmental Protection Measures/ Mitigation Measures	Objectives of the Recommended Measures & Main Concerns to Address	Location/ Timing	Implementation		Requirements and/or Standards to be Achieved
				Agent	Stage	
		communities within Junk Bay				
S11.6.2.2	Good Site Practices: – The integrity and effectiveness of all silt curtains should be regularly inspected. Effluent monitoring shall be incorporated to make sure that the discharged effluent from construction sites meets the relevant effluent discharge guidelines.	To minimize potential impacts on water quality and protect fishery resources	All construction sites	Contractor	Construction stage	<ul style="list-style-type: none"> • TM-EIAO; and • WPCO
S11.6.2.3	Site runoff control - For works on land, standard site runoff control measures will be established and strictly enforced to ensure that discharge of contaminated or silt-laden runoff is minimized.	To minimize potential impacts on water quality and protect fishery resources	All construction sites	Contractor	Construction stage	<ul style="list-style-type: none"> • TM-EIAO; and • WPCO
S11.8.1.1	The marine water quality monitoring programme recommended in Chapter 8 of this EIA report and this EMIS would also serve to protect the fishery resources.	To minimize potential impacts on water quality and protect fishery resources	Selected monitoring stations (Drawing no. 209506/EMA/WQ/001)	Contractor	Construction stage	<ul style="list-style-type: none"> • TM-EIAO; and • WPCO
Landscape and Visual						
S13.8.1.2	The following mitigation measures should be implemented in the construction stage <ul style="list-style-type: none"> • CM1 – The construction area and contractor’s temporary works areas should be minimized to avoid impacts on adjacent landscape. • CM2 – Reduction of construction period to practical minimum. • CM3 – Topsoil, where identified, should be stripped and stored for re-use in the construction of the soft landscape works, where the soil material meets acceptable criteria and where practical. The Contract Specification shall include storage and reuse of topsoil as appropriate. • CM4 – Existing trees on boundary of the Project Area shall be carefully protected during construction. Detailed Tree Protection Specification shall be provided in the Contract Specification. Under this specification, the Contractor shall be required to submit, for approval, a detailed working method statement for the protection of trees prior to undertaking any works adjacent to all retained trees, including trees in contractor’s works areas. (Tree protection measures will be detailed at Tree Removal Application stage). 	Minimize effects of landscape and visual impacts	Work site/during construction	Funded and implemented by CEDD	Construction stage	

EIA Ref	Environmental Protection Measures/ Mitigation Measures	Objectives of the Recommended Measures & Main Concerns to Address	Location/ Timing	Implementation		Requirements and/or Standards to be Achieved
				Agent	Stage	
	<ul style="list-style-type: none"> • CM5 – Trees unavoidably affected by the works shall be transplanted where practical. Trees should be transplanted straight to their final receptor site and not held in a temporary nursery. A detailed Tree Transplanting Specification shall be provided in the Contract Specification, if applicable. Sufficient time for necessary tree root and crown preparation periods shall be allowed in the project programme. • CM6 – Advance screen planting to proposed roads and associated structures. • CM7 – hydroseeding or sheeting of soil stockpiles with visually unobtrusive material (in earth tone). • CM8 – Screening of construction works by hoardings/noise barriers around works area in visually unobtrusive colours, to screen Works. • CM9 – Control night-time lighting and glare by hooding all lights. • CM10 – Ensure no run-off into water body adjacent to the Project Area. • CM11 – Avoidance of excessive height and bulk of buildings and structures 					
S13.8.1.2	OM1 – Compensatory tree planting for all felled trees shall be provided to the satisfaction of relevant Government departments. Required numbers and locations of compensatory trees shall be determined and agreed separately with Government during the Tree Felling Application process under ETWBTC 3/2006.	Minimize effects of landscape and visual impacts	Within the site boundary of the proposed works	Funded and implemented by CEDD. Maintained by CEDD and LCSD.	Design, construction and operational stages	
S13.8.1.2	The following mitigation measures should be implemented in the operational stage: <ul style="list-style-type: none"> • OM2 – A continuous belt of screen planting along the roads. Planting of the belt of trees shall be carried out as advance works ahead of other site formation and building works. • OM3 – Maximise soft landscape of the site, where space permits, roadside berms /slope treatment works should be created. • OM4 – During detailed design, refine structure layout to create a planting strips along the roads to enhance greenery. • OM5 – Use appropriate (visually unobtrusive and 	Minimize effects of landscape and visual impacts	CBL and Road D9/during construction and operation	Funded and implemented by CEDD. Maintained by CEDD and LCSD.	Design, construction and operational stages	

EIA Ref	Environmental Protection Measures/ Mitigation Measures	Objectives of the Recommended Measures & Main Concerns to Address	Location/ Timing	Implementation		Requirements and/or Standards to be Achieved
				Agent	Stage	
	non-reflective) building materials and colours, and aesthetic design in built structures. <ul style="list-style-type: none"> • OM6 – Streetscape elements (e.g. paving, signage, street furniture, lighting etc.) shall be sensitively designed in a manner that responds to the local context, and minimizes potential negative landscape and visual impacts. Lighting units should be directional and minimize unnecessary light spill. • OM7 – Avoidance of excessive height and bulk of buildings and structures 					
Landfill Gas						
S14.7.5	Precautionary measures The following guidance has been extracted from the EPD’s Landfill Gas Hazard Assessment Guidance Note Guidance to ensure a robust and comprehensive set of measures to protect workers are provided. <ul style="list-style-type: none"> • During all works, safety procedures shall be implemented to minimize the risks of fires and explosions, asphyxiation of workers (especially in confined space) and toxicity effects resulting from contact with contaminated soils and groundwater. • Safety officers who are specifically trained with regard to LFG and leachate related hazards and the appropriate actions to take in adverse circumstances shall be present on all worksites throughout the works. • All personnel who work on site and all visitors to the site shall be made aware of the possibility of ignition of gas in the vicinity of the works, the possible presence of contaminated water and the need to avoid physical contact with it. • Those staff who work in, or have responsibility for “at risk” areas, including all excavation workers, supervisors and engineers working within the consultation zone, shall receive appropriate training on working in areas susceptible to LFG hazards. • Enhanced personal hygiene practices including washing thoroughly after working and eating only in “clean” areas shall be adopted where contact may have been made with any groundwater which is thought to be contaminated with 	Health and safety of the workers	Construction sites within 250m Consultation Zone (Drawing no. 209506/EMA/LFG/001)	Contractor	Construction stage	<ul style="list-style-type: none"> • Landfill Gas Hazard Assessment Guidance Note (EPD/TR8/97)

EIA Ref	Environmental Protection Measures/ Mitigation Measures	Objectives of the Recommended Measures & Main Concerns to Address	Location/ Timing	Implementation		Requirements and/or Standards to be Achieved
				Agent	Stage	
	<p>leachate.</p> <ul style="list-style-type: none"> • Ground level construction plant shall be fitted with vertical exhausts at least 0.6m above ground level and with spark arrestors. • During piping assembly or ducting construction, all valves/seals shall be closed immediately after installation. As construction progresses, all valves/seals should be closed as installed to prevent the migration of gases through the pipeline/conduit. All piping /ducting shall be capped at the end of each working day. • Mobile offices, equipment stores, mess rooms etc. shall be located on an area which has been proven to be gas free (by survey with portable gas detectors) and ongoing monitoring shall be carried out to ensure that these areas remain gas free. Alternatively, such buildings shall be raised clear of the ground. If buildings are raised clear of the ground, the minimum, clear separation distance (as measured from the highest point on the ground surface to the underside of the lowest floor joist) shall be 500mm. However, in this case, it is highly recommended that all the site offices, equipment stores and mess rooms should be located outside the 250m Consultation Zone. • Smoking and naked flames shall be prohibited within confined spaces. “No Smoking” and “No Naked Flame” notices in Chinese and English shall be posted prominently around the construction site. Safety notices shall be posted warning of the potential hazards. • Welding, flame-cutting or other hot works may only be carried out in confined spaces when controlled by a “permit to work” procedure, properly authorized by the Safety Office. The permit to work procedure shall set down clearly the requirements for continuous monitoring of methane, carbon dioxide and oxygen throughout the period during which the hot works are in progress. The procedure shall also require the presence of an appropriately qualified person who shall be responsible for reviewing the gas measurements as they are made, and who shall have executive responsibility for suspending the work in the event of 					

EIA Ref	Environmental Protection Measures/ Mitigation Measures	Objectives of the Recommended Measures & Main Concerns to Address	Location/ Timing	Implementation		Requirements and/or Standards to be Achieved
				Agent	Stage	
	<p>unacceptable or hazardous conditions. Only those workers who are appropriately trained and fully aware of the potentially hazardous conditions which may arise shall be permitted to carry out hot works in confined areas.</p> <ul style="list-style-type: none"> • During the construction works, adequate fire extinguishers and breathing apparatus sets shall be made available on site and appropriate training given in their use. 					
S14.7.6	<p><u>Landfill gas monitoring</u> The following monitoring shall be undertaken when construction works are carried out in confined space within the 250m Consultation Zone:</p> <ul style="list-style-type: none"> • The works area shall be monitored for methane, carbon dioxide and oxygen using appropriately calibrated portable gas detection equipment. The monitoring requirements and procedures specified in Paragraphs 8.23 to 8.28 of EPD's Guidance Note shall be followed. The monitoring frequency and areas to be monitored shall be set down prior to commencement of the works. Depending on the results of the measurements, actions required will vary. As a minimum these shall encompass the actions specified in Table 14.6 of the EIA report. • When portable monitoring equipment is used, the frequency and areas to be monitored should be set down prior to commencement of the works either by the Safety Officer or by an appropriately qualified person. • All measurements shall be made with the monitoring tube located not more than 10mm from the surface. • A standard form, detailing the location, time of monitoring and equipment used together with the gas concentrations measured, shall be used when undertaking manual monitoring to ensure that all relevant data are recorded. • If methane (flammable gas) or carbon dioxide concentrations are in excess of the trigger levels or that of oxygen is below the level specified in the Emergency Management in the following section, then evacuation shall be initiated. 	Health and safety of the workers	Confined space of construction sites within 250m Consultation Zone	Contractor	Construction stage	<ul style="list-style-type: none"> • Landfill Gas Hazard Assessment Guidance Note (EPD/TR8/97)
S14.7.8-9	<p><u>Emergency management</u> In the event of the trigger levels specified in Table 14.6 of the EIA report being exceeded, a person, such as the Safety</p>	Health and safety of the workers	Confined space of construction sites within 250m Consultation Zone	Contractor	Construction stage	<ul style="list-style-type: none"> • Landfill Gas Hazard Assessment

EIA Ref	Environmental Protection Measures/ Mitigation Measures	Objectives of the Recommended Measures & Main Concerns to Address	Location/ Timing	Implementation		Requirements and/or Standards to be Achieved
				Agent	Stage	
	<p>Officer, shall be nominated, with deputies, to be responsible for dealing with any emergency which may occur due to LFG.</p> <p>In an emergency situation the nominated person, or his deputies, shall have the necessary authority and shall ensure that the confined space is evacuated and the necessary works implemented for reducing the concentrations of gas.</p>					<p>Guidance Note (EPD/TR8/97)</p>
S14.7.16	<p>Protection measures – Operational phase</p> <ul style="list-style-type: none"> • An assumed presence of landfill gas shall be adopted at all times by maintenance workers; • all maintenance workers inspecting any manhole shall be fully trained in the issue of LFG hazard; • any manhole which is large enough to permit to access to personnel shall be subject to entry safety procedure; • Code of Practice on Safety and Health at Work in Confined Spaces shall be followed to ensures compliance with the Factories and Industrial Undertakings (Confined Spaces) Regulations of the Factories and Industrial Undertakings Ordinance; • a strictly regulated “work permit procedure” shall be implemented and the relevant safety procedures must be rigidly followed; and • Adequate communication with maintenance staff shall be maintained with respect to LFG. 	Health and safety of the workers	Utility maintenance areas within 250m Consultation Zone/during operational period	Utility companies	Operational stage	<ul style="list-style-type: none"> • Landfill Gas Hazard Assessment Guidance Note (EPD/TR8/97); and • Code of Practice on Safety and Health at Work in Confined Space
S14.7.17	<p>General recommended precautionary & protection measures – Operational phase</p> <p>LGF surveillance exercise shall be undertaken by the utility companies at the utility manholes/inspection chambers. The surveillance exercise shall be undertaken for the duration of the site occupancy, or until such time that EPD agree that surveillance is no longer required and this shall be based on all the available monitoring data for methane, carbon dioxide and oxygen.</p>	Health and safety of the workers	Utility maintenance areas within 250m Consultation Zone/during operational period	Utility companies	Operational stage	<ul style="list-style-type: none"> • Landfill Gas Hazard Assessment Guidance Note (EPD/TR8/97); and • Code of Practice on Safety and Health at Work in Confined Space