



**JOB No.: TCS00975/18**

**CEDD CONTRACT AGREEMENT NO. EDO/04/2018 -  
ENVIRONMENTAL TEAM FOR CROSS BAY LINK, TSEUNG  
KWAN O**

**QUARTERLY ENVIRONMENTAL MONITORING AND  
AUDIT (EM&A) SUMMARY REPORT**

**(JUNE TO AUGUST 2022)**

**PREPARED FOR  
CIVIL ENGINEERING AND DEVELOPMENT DEPARTMENT  
(CEDD)**

| <b>Date</b>  | <b>Reference No.</b>    | <b>Prepared By</b>   | <b>Certified By</b>  |
|--------------|-------------------------|--|--|
| 6 March 2023 | TCS00975/18/600/R0698v2 | <br>Martin Li<br>(Environmental Consultant) | <br>Tam Tak Wing<br>(Environmental Team Leader) |

| <b>Version</b> | <b>Date</b>     | <b>Remarks</b>                 |
|----------------|-----------------|--------------------------------|
| 1              | 31 October 2022 | First Submission               |
| 2              | 6 March 2023    | Amended against IEC's comments |
|                |                 |                                |
|                |                 |                                |



Our ref: PL-202305007

AECOM Asia Company Limited  
8/F., Grand Central Plaza, Tower 2  
138 Shatin Rural Committee Road  
Shatin, New Territories, Hong Kong

Attention: Mr. Conrad NG

2 May 2023

Dear Sir,

**Contract No. NE/2017/07 & NE/2017/08**  
**Cross Bay Link, Tseung Kwan O**  
**Quarterly EM&A Report for June to August 2022**

I refer to the email of ET concerning the Quarterly EM&A Report for June to August 2022 (Version 2) with Ref. No. TCS00975/18/600/R0698v2. I have no adverse comment on it and verify the captioned according to section 1.9 of Environmental Permit with No. EP-459-2013.

Yours faithfully,



Li Wai Ming Kevin  
Independent Environmental Checker

cc. Mr. T.W. TAM (ETL)  
Mr. Wilson CHUNG (CEDD)

## EXECUTIVE SUMMARY

- ES01 Civil Engineering and Development Department (hereafter referred as “CEDD”) is the Project Proponent and the Permit Holder of the Project Cross Bay Link, Tseung Kwan O (hereinafter referred as “the Project”) which is a Designated Project to be implemented under Environmental Permit number EP-459/2013 (hereinafter referred as “the EP-459/2013” or “the EP”).
- ES02 AUES was awarded the CEDD Contract Agreement No. EDO/04/2018 - Environmental Team for Cross Bay Link, Tseung Kwan O (hereinafter called “the Service Contract”). The Services under the Service Contract is to provide environmental monitoring and audit (EM&A) services for the Works Contracts pursuant to the requirement of Environmental Team (ET) under the Approved EM&A Manual to ensure that the environmental performance of the Works Contracts comply with the requirement specified in the EM&A Manual and EIA Report of Agreement No. CE 43/2008 (HY) Cross Bay Link, Tseung Kwan O - Investigation and other relevant statutory requirements.
- ES03 This is the **15<sup>th</sup>** Quarterly EM&A report presenting the monitoring results and inspection findings for the reporting period from **1 June 2022** to **31 August 2022** (hereinafter ‘the Reporting Period’).

## ENVIRONMENTAL MONITORING AND AUDIT ACTIVITIES

- ES04 Environmental monitoring activities under the EM&A program in this Reporting Period are summarized in the following table.

**Table ES-4 Summary Environmental Monitoring Activities Undertaken in the Reporting Period**

| Issues             | Environmental Monitoring Parameters / Inspection   |  | Sessions |
|--------------------|--|--|----------|
| Air Quality        | 1-Hour TSP   |  | 96       |
|                    | 24-Hr TSP  |  | 32       |
| Construction Noise | Leq (30min) Daytime                                |  | 39       |
|                    | Leq (5min) Evening <sup>(Note 1)</sup>             |  | 0        |
|                    | Leq (5min) Night <sup>(Note 1)</sup>               |  | 0        |
| Water Quality      | Marine Water Sampling <sup>(Note 2) (Note 3)</sup> |  | 0        |
| Inspection / Audit | Contract 1   | ET Regular Environmental Site Inspection         | 14       |
|                    |  | Joint site audit with Project Consultant and IEC | 3        |
|                    | Contract 2   | ET Regular Environmental Site Inspection         | 14       |
|                    |  | Joint site audit with Project Consultant and IEC | 3        |

*Note 1 Total sessions are counted by every 3 consecutive Leq5min*

*Note 2 Total sessions are counted by monitoring days*

*Note 3 Since the marine construction works that requires marine water quality monitoring as stated in the EM&A Manual were completed, the impact water quality monitoring was ceased with effect from 1 May 2020.*

## BREACH OF ACTION AND LIMIT (A/L) LEVELS

- ES05 No air quality monitoring exceedance was recorded in this Reporting Period. For construction noise monitoring, two noise complaints were recorded in this Reporting Period. The statistics of environmental exceedance and investigation of exceedance are summarized in the following table.

**Table ES-5 Summary Environmental Monitoring Parameter Exceedance in the Reporting Period**

| Environmental Issues         | Monitoring Parameters        | Action Level | Limit Level | Event & Action        |   |
|------------------------------|------------------------------|--------------|-------------|-----------------------|---|
|                              |                              |              |             | Investigation Results | Corrective Actions  |
| Air Quality                  | 1-Hour TSP                   | 0            | 0           | --                    | --  |
|                              | 24-Hr TSP                    | 0            | 0           | --                    | --  |
| Construction Noise           | Leq <sub>30min</sub> Daytime | 1            | 0           | Project Related       | Noise mitigation measure had been provided by the Contractor and no noise limit level was recorded. |
|                              | Leq <sub>5min</sub> Evening  | 0            | 0           | --                    | --  |
|                              | Leq <sub>5min</sub> Night    | 0            | 0           | --                    | --  |
| Water Quality (Marine Water) | DO                           | 0            | 0           | --                    | --  |
|                              | Turbidity                    | 0            | 0           | --                    | --  |
|                              | SS                           | 0            | 0           | --                    | --  |

**ENVIRONMENTAL COMPLAINT**

ES06 Six (6) environmental complaints were recorded in this Reporting Period for the Project. The statistics of environmental complaint are summarized in the following table.

**Table ES-6 Summary Environmental Complaint Records in the Reporting Period**

| Reporting Period             | Contract | Environmental Complaint Statistics |            |                                | Related with the Works Contract(s) |
|------------------------------|----------|------------------------------------|------------|--------------------------------|------------------------------------|
|                              |          | Frequency                          | Cumulative | Complaint Nature               |                                    |
| 1 June 2022 – 31 August 2022 | 1        | 2                                  | 29         | Water Quality                  | Not related                        |
|                              | 2        | 5                                  | 22         | Water Quality, Noise and Odour | Not Project Related                |

Remark: Water quality complaint received on 10 June 2022 suspected related to Contract 1 & 2

**NOTIFICATION OF SUMMONS AND SUCCESSFUL PROSECUTIONS**

ES07 No environmental summons or prosecutions was received in this Reporting Period for the Project. The statistics of environmental summons or prosecutions are summarized in the following tables.

**Table ES-7 Summary Environmental Summons Records in the Reporting Period**

| Reporting Period             | Contract | Environmental Summons Statistics |            |                  | Related with the Works Contract(s) |
|------------------------------|----------|----------------------------------|------------|------------------|------------------------------------|
|                              |          | Frequency                        | Cumulative | Complaint Nature |                                    |
| 1 June 2022 – 31 August 2022 | 1        | 0                                | 0          | NA               | NA                                 |
|                              | 2        | 0                                | 0          | NA               | NA                                 |

**Table ES-8 Summary Environmental Prosecutions Records in the Reporting Period**

| Reporting Period             | Contract | Environmental Prosecution Statistics |            |                  | Related with the Works Contract(s) |
|------------------------------|----------|--------------------------------------|------------|------------------|------------------------------------|
|                              |          | Frequency                            | Cumulative | Complaint Nature |                                    |
| 1 June 2022 – 31 August 2022 | 1        | 0                                    | 0          | NA               | NA                                 |
|                              | 2        | 0                                    | 0          | NA               | NA                                 |



**SITE INSPECTION BY EXTERNAL PARTIES**

ES08 No site inspection was undertaken AFCD within the Reporting Period. EPD inspection was carried out on 5 & 26 June, 12 & 22 July, and 4, 9 & 21 August 2022

## Table of Contents

|   |           |
|---|-----------|
| <b>1. INTRODUCTION</b>  | <b>5</b>  |
| 1.1 PROJECT BACKGROUND  | 5         |
| 1.2 REPORT STRUCTURE  | 5         |
| <b>2. PROJECT ORGANIZATION AND CONSTRUCTION PROGRESS AND SUBMISSION</b>   | <b>6</b>  |
| 2.1 PROJECT ORGANIZATION  | 6         |
| 2.2 CONSTRUCTION PROGRESS   | 6         |
| 2.3 SUMMARY OF ENVIRONMENTAL SUBMISSIONS                                  | 6         |
| <b>3. SUMMARY OF ENVIRONMENTAL MONITORING PROGRAMMES AND REQUIREMENTS</b> | <b>7</b>  |
| 3.1 GENERAL   | 7         |
| 3.2 MONITORING PARAMETERS   | 7         |
| 3.3 MONITORING LOCATIONS  | 7         |
| 3.4 MONITORING FREQUENCY AND PERIOD                                       | 8         |
| 3.5 DETERMINATION OF ACTION/LIMIT (A/L) LEVELS                            | 9         |
| <b>4. IMPACT MONITORING RESULT</b>  | <b>11</b> |
| 4.1 RESULTS OF AIR QUALITY MONITORING IN THE REPORTING MONTH              | 11        |
| 4.2 RESULTS OF CONSTRUCTION NOISE MONITORING                              | 11        |
| 4.3 RESULTS OF WATER QUALITY MONITORING                                   | 31        |
| <b>5. WASTE MANAGEMENT</b>  | <b>13</b> |
| 5.1 GENERAL WASTE MANAGEMENT  | 13        |
| 5.2 RECORDS OF WASTE QUANTITIES   | 13        |
| <b>6. SITE INSPECTION</b>   | <b>14</b> |
| 6.1 REQUIREMENTS  | 14        |
| 6.2 FINDINGS / DEFICIENCIES DURING THE REPORTING MONTH                    | 14        |
| <b>7. LANDFILL GAS MONITORING</b>   | <b>15</b> |
| 7.1 GENERAL REQUIREMENT   | 15        |
| 7.2 LIMIT LEVELS AND EVENT AND ACTION PLAN                                | 15        |
| 7.3 LANDFILL GAS MONITORING   | 15        |
| <b>8. ENVIRONMENTAL COMPLAINT AND NON-COMPLIANCE</b>                      | <b>17</b> |
| 8.1 ENVIRONMENTAL COMPLAINT, SUMMONS AND PROSECUTION                      | 17        |
| <b>9. IMPLEMENTATION STATUS OF MITIGATION MEASURES</b>                    | <b>18</b> |
| 9.1 GENERAL REQUIREMENTS  | 18        |
| <b>10. CONCLUSIONS AND RECOMMENDATIONS</b>                                | <b>19</b> |
| 10.1 CONCLUSIONS  | 19        |
| 10.2 RECOMMENDATIONS  | 19        |

**LIST OF TABLES**

|           |  |
|-----------|--|
| TABLE 3-1 | SUMMARY OF EM&A REQUIREMENTS   |
| TABLE 3-2 | DESIGNATED AIR QUALITY MONITORING LOCATION RECOMMENDED IN EM&A MANUAL                                    |
| TABLE 3-3 | DESIGNATED CONSTRUCTION NOISE MONITORING LOCATION RECOMMENDED IN EM&A MANUAL                             |
| TABLE 3-4 | DESIGNATED AND INTERIM ALTERNATIVE LOCATION FOR AIR QUALITY AND NOISE MONITORING IN THE REPORTING PERIOD |
| TABLE 3-5 | LOCATION OF WATER QUALITY MONITORING STATION   |
| TABLE 3-6 | ACTION AND LIMIT LEVELS FOR AIR QUALITY  |
| TABLE 3-7 | ACTION AND LIMIT LEVELS FOR CONSTRUCTION NOISE   |
| TABLE 3-8 | ACTION AND LIMIT LEVELS FOR WATER QUALITY  |
| TABLE 4-1 | SUMMARY OF AIR QUALITY IMPACT MONITORING RESULTS   |
| TABLE 4-2 | SUMMARY OF DAYTIME CONSTRUCTION NOISE IMPACT MONITORING RESULTS  |
| TABLE 4-3 | SUMMARY OF EVENING TIME CONSTRUCTION NOISE IMPACT MONITORING RESULTS                                     |
| TABLE 4-4 | SUMMARY OF NIGHT TIME CONSTRUCTION NOISE IMPACT MONITORING RESULTS                                       |
| TABLE 5-1 | SUMMARY OF QUANTITIES OF INERT C&D MATERIALS   |
| TABLE 5-2 | SUMMARY OF QUANTITIES OF C&D WASTES  |
| TABLE 6-1 | SUMMARY OF SITE OBSERVATIONS OF CONTRACT 1   |
| TABLE 6-2 | SUMMARY OF SITE OBSERVATIONS OF CONTRACT 2   |
| TABLE 7-1 | ACTIONS IN THE EVENT OF LANDFILL GAS BEING DETECTED IN EXCAVATIONS                                       |
| TABLE 8-1 | STATISTICAL SUMMARY OF ENVIRONMENTAL COMPLAINTS  |
| TABLE 8-2 | STATISTICAL SUMMARY OF ENVIRONMENTAL SUMMONS   |
| TABLE 8-3 | STATISTICAL SUMMARY OF ENVIRONMENTAL PROSECUTION   |
| TABLE 9-1 | ENVIRONMENTAL MITIGATION MEASURES IN THE REPORTING PERIOD  |

**LIST OF APPENDICES**

|            |   |
|------------|---|
| APPENDIX A | PROJECT LAYOUT PLAN   |
| APPENDIX B | PROJECT ORGANIZATION CHART & CONTACT DETAILS OF KEY PERSONNEL         |
| APPENDIX C | 3-MONTH ROLLING CONSTRUCTION PROGRAM                                  |
| APPENDIX D | MONITORING LOCATION (AIR QUALITY, NOISE AND WATER QUALITY)            |
| APPENDIX E | GRAPHICAL PLOTS OF MONITORING RESULTS                                 |
| APPENDIX F | METEOROLOGICAL INFORMATION  |
| APPENDIX G | WASTE FLOW TABLE  |
| APPENDIX H | COMPLAINT SUMMARY   |
| APPENDIX I | IMPLEMENTATION SCHEDULE FOR ENVIRONMENTAL MITIGATION MEASURES (ISEMM) |

## 1. INTRODUCTION

### 1.1 PROJECT BACKGROUND

1.1.1 Civil Engineering and Development Department (hereafter referred as “CEDD”) is the Project Proponent and the Permit Holder of the Project Cross Bay Link, Tseung Kwan O (hereinafter referred as “the Project”) which is a Designated Project to be implemented under Environmental Permit number EP-459/2013 (hereinafter referred as “the EP-459/2013” or “the EP”).

1.1.2 AUES was awarded the CEDD Contract Agreement No. EDO/04/2018 - Environmental Team for Cross Bay Link, Tseung Kwan O (hereinafter called “the Service Contract”). The Services under the Service Contract is to provide environmental monitoring and audit (EM&A) services for the Works Contracts pursuant to the requirement of Environmental Team (ET) under the Approved EM&A Manual to ensure that the environmental performance of the Works Contracts comply with the requirement specified in the EM&A Manual and EIA Report of Agreement No. CE 43/2008 (HY) Cross Bay Link, Tseung Kwan O - Investigation and other relevant statutory requirements.

1.1.3 As part of the EM&A programme, baseline monitoring shall be undertaken before the Project construction work commencement to determine the ambient environmental condition. The baseline air quality, background noise and water quality monitoring has been carried out between **21<sup>st</sup> September 2018** and **13<sup>th</sup> November 2018** at the designated and interim locations. The baseline monitoring report under the EP-459/2013 has been compiled by the ET and verified by Independent Environmental Checker (hereinafter the “IEC”) prior submitted to EPD on **19<sup>th</sup> November 2018** for endorsement.

1.1.4 This is the **15<sup>th</sup>** Quarterly EM&A report presenting the monitoring results and inspection findings for the reporting period from **1 June 2022** to **31 August 2022** (hereinafter ‘the Reporting Period’).

### 1.2 REPORT STRUCTURE

1.2.1 The Environmental Monitoring and Audit (EM&A) Monthly Report is structured into the following sections:-

|                   |   |
|-------------------|---|
| <b>Section 1</b>  | <i>Introduction</i>                                   |
| <b>Section 2</b>  | <i>Project Organization and Construction Progress</i> |
| <b>Section 3</b>  | <i>Summary of Impact Monitoring Requirements</i>      |
| <b>Section 4</b>  | <i>Impact Monitoring Results</i>                      |
| <b>Section 5</b>  | <i>Waste Management</i>                               |
| <b>Section 6</b>  | <i>Site Inspections</i>                               |
| <b>Section 7</b>  | <i>Landfill Gas Monitoring</i>                        |
| <b>Section 8</b>  | <i>Environmental Complaints and Non-Compliance</i>    |
| <b>Section 9</b>  | <i>Implementation Status of Mitigation Measures</i>   |
| <b>Section 10</b> | <i>Conclusions and Recommendations</i>                |

## **2. PROJECT ORGANIZATION AND CONSTRUCTION PROGRESS AND SUBMISSION**

### **2.1 PROJECT ORGANIZATION**

2.1.1 The project organization is shown in *Appendix B*. The responsibilities of respective parties can be referred to Monthly Report.

### **2.2 CONSTRUCTION PROGRESS**

2.2.1 3-month rolling construction program of each Works Contract is enclosed in *Appendix C*; and the major construction activities undertaken in the Reporting Period is presented in below sub-sections.

#### Contract 1 (Contract No. NE/2017/07)

2.2.2 The major construction activities of Contract 1 undertaken in this Reporting Period are:-

- E&M Work at Portion V Plant Room Building
- EA to W4 – E&M Cable tray installation & Maintenance lighting
- Steel bridge – E&M Cable tray installation
- Touch up painting and painting of east and west side spans ring weld
- Waterproofing works for division area, footpath area and cycle track area for steel bridge
- Concrete surrounding for ducting at Portion II
- Installation of sign gantries at Portion I.

#### Contract 2 (Contract No. NE/2017/08)

2.2.3 The major construction activities of Contract 2 undertaken in this Reporting Period are:-

- UU Diversion
- Road Work along Wan Po Road
- Excavation and Demolition of existing wave wall at Portion I
- Monitoring and Instrumentation works
- RC construction for U-trough at Portion III, parapet at elevated deck
- RC construction for lift shaft and stair case
- TCSS Cross road ducts installation at Wan Po Road
- Modification of Type 1 Wave wall
- Drainage work at Portion I, III
- RC Construction of foundation at Wan O Road
- Deck construction at cycle track ramp
- Utilities installation along At Grade Road
- SENB installation at At-Grade Road, Portion III, U-trough

### **2.3 SUMMARY OF ENVIRONMENTAL SUBMISSIONS**

2.3.1 All the documents required under Environmental Permit No. EP-459/2013 were submitted within the required timeframe. The details can be referred to the Monthly Report.

2.3.2 Upon completed baseline monitoring, a Baseline Monitoring Report was verified by IEC on 19 November 2018 and submitted to EPD on that day for endorsement.

2.3.3 The notification of Project dedicated web site to EPD was made on 9 January 2019 (<http://www.envcbltko.hk/>).

### 3. SUMMARY OF ENVIRONMENTAL MONITORING PROGRAMMES AND REQUIREMENTS

#### 3.1 GENERAL

3.1.1 The Environmental Monitoring and Audit Programmes and requirements are set out in the Approved EM&A manual. Environmental issues such as air quality, construction noise and water quality were identified as the key issues during the construction phase of the Project. A summary of EM&A programmes and requirements are presented in the sub-sections below.

#### 3.2 MONITORING PARAMETERS

3.2.1 Monitoring parameters of air quality, noise and water quality are summarized in *Table 3-1*.

**Table 3-1 Summary of EM&A Requirements**

| Environmental Issue | Parameters   |
|---------------------|--|
| Air Quality         | <ul style="list-style-type: none"> <li>1-hour TSP by Real-Time Portable Dust Meter; and</li> <li>24-hour TSP by High Volume Air Sampler</li> </ul>   |
| Noise               | <ul style="list-style-type: none"> <li>Leq (30min) in six consecutive Leq(5 min) between 07:00-19:00 on normal weekdays</li> <li>Supplementary information for data auditing, statistical results such as L<sub>10</sub> and L<sub>90</sub> shall also be obtained for reference.</li> </ul> |
| Water Quality       | <ul style="list-style-type: none"> <li>In-situ measurement – Dissolved Oxygen (DO) concentration (mg/L) &amp; saturation (%), pH, Salinity (mg/L), Temperature (°C) and Turbidity (NTU); and</li> <li>Laboratory analysis – SS (mg/L)</li> </ul>   |

#### 3.3 MONITORING LOCATIONS

##### *Air Quality and Construction Noise*

3.3.1 According to the Approved EM&A Manual Section 5.4 and Section 6.3, three (3) representative air sensitive receivers (ASR) and four (4) representative noise sensitive receivers were designated as monitoring stations. The designated air quality and noise monitoring locations are listed in *Table 3-2* and *Table 3-3*, and illustrated in *Appendix D*.

**Table 3-2 Designated Air Quality Monitoring Location recommended in EM&A Manual**

| ID  | Location in the EM&A Manual   | Currently Situation                                |
|-----|---|--|
| AM1 | Tung Wah Group of Hospitals Aided Primary School & Secondary School | Not yet construct                                  |
| AM2 | Lohas Park Stage 2 (Planned Development in Area 86)                 | Available for resident occupation in February 2021 |
| AM3 | Lohas Park Stage 3 (Planned Development in Area 86)                 | Under Construction                                 |

**Table 3-3 Designated Construction Noise Monitoring Location recommended by EM&A Manual**

| ID     | Location   | Currently Situation                                |
|--------|--|--|
| CNMS-1 | Lohas Park Stage 1(Planned Development in Area 86, Package 5) (Southeast facade)       | Available for resident occupation in November 2019 |
| CNMS-2 | Lohas Park Stage 1 (Planned Development in Area 86, Package 6) (Southeast facade)      | Available for resident occupation in February 2021 |
| CNMS-3 | Lohas Park Stage 3 (Planned Development in Area 86,Package 11) (West facade)           | Under Construction                                 |
| CNMS-4 | Tung Wah Group of Hospitals Aided Primary School & Secondary School (Southwest facade) | Not yet construct                                  |

3.3.2 As observed and confirmed by ET and IEC during the joint site visit on 29<sup>th</sup> August 2018, the designated air quality and noise monitoring locations are under construction or yet to construct. It is considered that these designated locations are not appropriate to perform air quality and noise

monitoring. In this regard, alternative locations were proposed as interim arrangement to carry out air quality and noise monitoring before occupation of the designated monitoring location. A letter enclosed with the alternative location proposal and IEC verification (Our Ref: TCS00975/18/300/L0038) was sent to EPD on 19<sup>th</sup> October 2018 and the proposal was agreed by EPD. Therefore, air quality and construction noise impact monitoring would be performed at the agreed alternative locations until the designated sensitive receivers occupied and granted the premises.

- 3.3.3 The designated and interim alternative monitoring location for impact air quality and noise monitoring in the Reporting Period are summarized in Table 3-4 and illustrated in *Appendix D*.

**Table 3-4 Designated and interim alternative location for air quality and noise monitoring in the Reporting Period**

| Location ID | Monitoring Parameter                     | Location  |
|-------------|--|---|
| AM2         | 1-Hour TSP Air Quality                   | Lohas Park Phase 6  |
| AM4         | 1-Hour TSP Air Quality                   | Podium of Lohas Park Phase 2A (Le Prestige)                         |
| AM5         | 24-Hour TSP Air Quality                  | Boundary of Site Office near Junction of Wan Po Road and Wan O Road |
| CNMS-1      | Noise ( $L_{eq}$ , $L_{10}$ & $L_{90}$ ) | Podium of Lohas Park Package 4                                      |
| CNMS-2      | Noise ( $L_{eq}$ , $L_{10}$ & $L_{90}$ ) | Lohas Park Package 6  |
| CNMS-5      | Noise ( $L_{eq}$ , $L_{10}$ & $L_{90}$ ) | Podium of Lohas Park Phase 2A (Le Prestige)                         |

Remark:

1. Since 24-Hour TSP Air Quality monitoring is not granted at AM4 Lohas Park Phase 2A, the 24-Hour TSP monitoring was therefore proposed at AM5 which is located at the boundary of the project site office.
2. 24-Hour TSP Air Quality Monitoring at AM2 will be commenced once approval of High Volume Sampler installation was obtained from Lohas Park 6.

#### Water Quality

- 3.3.4 According to Table 7.1 of the approved EM&A Manual Section 7.4, two Control Stations (C3 & C4), six (6) sensitive receivers (CC1, CC2, CC3, CC4, CC13 & SWI1) and one (1) Gradient station (II) are recommended to perform water quality monitoring. Details and coordinate of these water quality monitoring stations are described in *Table 3-5* and the locations is shown in *Appendix D*.

**Table 3-5 Location of Water Quality Monitoring Station**

| Station | Coordinates |          | Description  |
|---------|-------------|----------|--|
|         | Easting     | Northing |  |
| CC1     | 843201      | 816416   | <b>Sensitive Receiver</b> – Coral Sites at Chiu Keng Wan               |
| CC2     | 844076      | 817091   | <b>Sensitive Receiver</b> – Coral Sites at Junk Bay                    |
| CC3     | 844606      | 817941   | <b>Sensitive Receiver</b> – Coral Sites at Junk Island                 |
| CC4     | 845444      | 815595   | <b>Sensitive Receiver</b> – Coral Sites at Fat Tong Chau West          |
| CC13    | 844200      | 817495   | <b>Sensitive Receiver</b> – Coral Sites at Junk Bay near Chiu Keng Wan |
| SWI1    | 845512      | 817442   | <b>Sensitive Receiver</b> – Tseung Kwan O Salt Water Intake            |
| C3      | 843821      | 816211   | <b>Control Station</b> (Ebb Tide) – within Junk Bay                    |
| C4      | 844621      | 815770   | <b>Control Station</b> (Flood Tide) – within Junk Bay                  |
| II      | 844602      | 817675   | <b>Gradient Station</b> – in between Lam Tin Tunnel (LTT) and CBL      |

### 3.4 MONITORING FREQUENCY AND PERIOD

- 3.4.1 To according with the approved *EM&A Manual*, impact monitoring requirements are presented as follows.

#### Air Quality Monitoring

- 3.4.2 Air quality impact monitoring frequency is as follows:

- Once every 6 days of 24-hour TSP and 3 times of 1-hour TSP monitoring; during course of works throughout the construction period.



Construction Noise Monitoring

3.4.3 Construction noise monitoring frequency is as follows:

- One set of Leq<sub>(30min)</sub> measurements in a weekly basis between 07:00 and 19:00 hours on normal weekdays during course of works as throughout the construction period.
- If construction works are extended to include works during the hours of 1900-0700, additional weekly impact monitoring shall be carried out during evening and night-time works. Applicable permits under the NCO shall be obtained by the Contractor.

Water Quality (Marine Water) Monitoring

3.4.4 Marine water impact monitoring frequency is as follows:

- Three days a week, at mid ebb and mid flood tides during course of pile excavation works for the bridge pier foundations underway. Moreover, the intervals between 2 consecutive sets of monitoring day shall not be less than 36 hours.

**3.5 DETERMINATION OF ACTION/LIMIT (A/L) LEVELS**

3.5.1 The baseline results form the basis for determining the environmental acceptance criteria for the impact monitoring. A summary of the Action/Limit (A/L) Levels for air quality, construction noise and water quality are shown in **Tables 3-6, 3-7 and 3-8** respectively.

**Table 3-6 Action & Limit Levels of Air Quality (1-Hour & 24-Hr TSP)**

| Monitoring Station | Action Level ( $\mu\text{g}/\text{m}^3$ ) |           | Limit Level ( $\mu\text{g}/\text{m}^3$ ) |           |
|--------------------|---|-----------|--|-----------|
|                    | 1-Hour TSP                                | 24-Hr TSP | 1-Hour TSP                               | 24-Hr TSP |
| AM2                | 278                                       | NA        | 500                                      | NA        |
| AM4                | 278                                       | NA        | 500                                      | NA        |
| AM5                | NA  | 190       | NA                                       | 260       |

*Note: 1-Hour & 24-Hr TSP of Action Level = (Average Baseline Results  $\times$  1.3 + Limit level)/2*

**Table 3-7 Action and Limit Levels for Construction Noise, dB(A)**

| Monitoring Location        | Action Level  | Limit Level (Leq <sub>30min</sub> ) |
|----------------------------|---|-------------------------------------|
|                            | <b>Time Period: 0700-1900 hours on normal weekdays</b>                |                                     |
| CNMS-1<br>CNMS-2<br>CNMS-5 | When one or more documented complaints are received                   | 75 dB(A)                            |
|                            | <b>Time Period: 1900-2300 hours on all days (Leq<sub>15min</sub>)</b> |                                     |
|                            | When one or more documented complaints are received                   | 55 dB(A)                            |

*Remarks:*

1. Construction noise monitoring will be resumed at the designated locations CNMS-3 and CNMS4 once they are available and permission are granted;
2. The designated locations CNMS-3 is located at residential building which is still under construction, Limit Level of 75dB(A) will be adopted until they are occupied;
3. The designated location CNMS-4 is located at planned school and still not yet to construction. When the school occupied and operated, Limit Level of 70dB(A) should be adopted and should be reduced to 65dB(A) during examination period; and
4. If construction works are required during restricted hours, the conditions stipulated in the construction noise permit issued by the Noise Control Authority shall be followed.



**Table 3-8 Action and Limit Levels for Water Quality**

| Monitoring Station  | Depth Average of SS (mg/L)             |  |              |  |
|---------------------|--|--|--------------|--|
|                     | Action Level                           |  | Limit Level  |  |
| CC1                 | 7.8                                    | <b>OR</b> 120% of upstream control station at the same tide of the same day (Control Station C3 at Ebb tide and Control Station C4 at Flood tide), whichever is higher | 9.3          | <b>OR</b> 130% of upstream control station at the same tide of the same day (Control Station C3 at Ebb tide and Control Station C4 at Flood tide), whichever is higher |
| CC2                 | 9.0                                    |  | 9.2          |  |
| CC3                 | 8.2                                    |  | 9.0          |  |
| CC4                 | 13.8                                   |  | 15.4         |  |
| CC13                | 8.9                                    |  | 10.3         |  |
| SWI1                | 8 mg/L                                 |  | 10 mg/L      |  |
| Monitoring Location | Dissolved Oxygen (mg/L)                |  |              |  |
|                     | Depth Average of Surface and Mid-depth |  | Bottom       |  |
|                     | Action Level                           | Limit Level  | Action Level | Limit Level  |
| CC1                 | 5.8                                    | 5.7  | 5.3          | 5.2  |
| CC2                 | 5.8                                    | 5.7  | 5.3          | 5.1  |
| CC3                 | 5.5                                    | 5.4  | 4.9          | 4.7  |
| CC4                 | 5.7                                    | 5.7  | 5.5          | 5.4  |
| CC13                | 5.6                                    | 5.5  | 5.3          | 5.2  |
| SWI1                | 5.4                                    | 4.8  | 5.1          | 5.0  |
| Monitoring Location | Depth Average of Turbidity (NTU)       |  |              |  |
|                     | Action Level                           |  | Limit Level  |  |
| CC1                 | 5.8                                    | <b>OR</b> 120% of upstream control station at the same tide of the same day (Control Station C3 at Ebb tide and Control Station C4 at Flood tide), whichever is higher | 6.0          | <b>OR</b> 130% of upstream control station at the same tide of the same day (Control Station C3 at Ebb tide and Control Station C4 at Flood tide), whichever is higher |
| CC2                 | 4.6                                    |  | 5.5          |  |
| CC3                 | 4.8                                    |  | 5.4          |  |
| CC4                 | 6.1                                    |  | 7.1          |  |
| CC13                | 6.0                                    |  | 6.3          |  |
| SWI1                | 6.1                                    | 7.1  |              |  |

3.5.2 Should non-compliance of the environmental quality criteria occurs, remedial actions will be triggered according to the Event and Action Plan as stated EM&A Manual.

#### 4. IMPACT MONITORING RESULT

##### 4.1 RESULTS OF AIR QUALITY MONITORING IN THE REPORTING MONTH

4.1.1 As notified that Lohas Park Package 6 was available for resident occupation in late January 2021, air quality monitoring at designated monitoring location AM2 was therefore commenced in February 2021. Since the installation of High Volume Sampler for 24-Hour TSP monitoring is still under review by Property Management Team of Lohas Park Package 6, an interim alternative monitoring location AM2a was proposed for the 24-Hour TSP monitoring and was commenced on 13 July 2021 upon agreed by ER and IEC.

4.1.2 In the Reporting Period, 1-Hour TSP monitoring was performed at designated monitoring location AM2 and interim alternative monitoring locations AM4, and 24-Hr TSP of air quality monitoring was performed at interim alternative monitoring locations AM2a and AM5.

4.1.3 During the Reporting Period, **96** sessions of 1-hour TSP and **32** sessions of 24-hours TSP monitoring were carried out and the monitoring results are summarized in **Table 4-1**. The relevant graphical plots are shown in **Appendix E**.

**Table 4-1 Summary of Air Quality Impact Monitoring Results**

| Monitoring Location | 1-hour TSP ( $\mu\text{g}/\text{m}^3$ ) |           |           | 24-hour TSP ( $\mu\text{g}/\text{m}^3$ ) |           |           |
|---------------------|---|-----------|-----------|--|-----------|-----------|
|                     | Min                                     | Max       | Average   | Min                                      | Max       | Average   |
| AM2                 | 44                                      | 101       | 73        | /  |           |           |
| Record Date         | 10-Jun-22                               | 30-Aug-22 | 48 events |  |           |           |
| AM2a                | /                                       |           |           | 13                                       | 75        | 34        |
| Record Date         |   |           |           | 12-Jul-22                                | 27-Aug-22 | 16 events |
| AM4                 | 40                                      | 111       | 69        | /  |           |           |
| Record Date         | 12-Aug-22                               | 18-Aug-22 | 48 events |  |           |           |
| AM5                 | /                                       |           |           | 17                                       | 144       | 62        |
| Record Date         |   |           |           | 16-Aug-22                                | 29-Jul-22 | 16 events |

4.1.4 As shown in **Table 4-1**, all the 1-hour TSP and 24-hour TSP monitoring results were below the Action / Limit Levels. No Notification of Exceedance (NOE) was issued in this Reporting Period.

4.1.5 No adverse impact due to weather condition on the monitoring result was observed in reporting quarter. The summary of meteorological information for the Reporting Period is shown in **Appendix F**.

##### 4.2 RESULTS OF CONSTRUCTION NOISE MONITORING

4.2.1 **13** sessions of daytime construction noise monitoring were performed at the designated location CNMS-1, CNMS-2 and interim alternative monitoring location CNMS-5 respectively in the reporting period. The daytime noise monitoring results at designated location CNMS-1 and CNMS-2, and interim alternative monitoring location CNMS-5 are summarized in **Table 4-2**. The relevant graphical plots are shown in **Appendix E**.

**Table 4-2 Summary of Daytime Construction Noise Impact Monitoring Results**

| Monitoring Location | Leq, 30min (dB((A))) |           |             |
|---------------------|----------------------|-----------|-------------|
|                     | Min                  | Max       | Average     |
| CNMS-1              | 58.3                 | 67.8      | 62.1        |
| Record Date         | 22-Jun-22            | 20-Jul-22 | 13 sessions |
| CNMS-2              | 54.0                 | 63.1      | 58.7        |
| Record Date         | 22-Jun-22            | 20-Jul-22 | 13 sessions |
| CNMS-5              | 59.2                 | 72.6      | 62.1        |
| Record Date         | 27-Jun-22            | 20-Jul-22 | 13 sessions |

4.2.2 All the measured daytime construction noise results were below 75dB(A) of the limit level acceptance criteria.

**4.3 RESULTS OF WATER QUALITY MONITORING**

4.3.1 According to the approved EM&A Manual Section 7.6.1, the impact marine water quality monitoring work shall be carried out during the CBL piling and pile excavation works (marine construction activity) of the Project. Impact marine water quality monitoring was commenced in December 2018 when CBL piling and pile excavation works started.

4.3.2 As confirmed, all the marine piling and piling excavation work were completed in January 2020 and all pile cap installation work was completed in mid-March 2020. Due to the marine construction works that requires marine water quality monitoring as stated in the EM&A Manual were completed, the impact water quality monitoring was ceased with effect from 1 May 2020 and IEC has no particular comment on this arrangement.

4.3.3 No impact water quality monitoring was therefore carried out in the reporting period.

## 5. WASTE MANAGEMENT

### 5.1 GENERAL WASTE MANAGEMENT

5.1.1 Waste management would be carried out by an on-site Environmental Officer or an Environmental Consultant from time to time.

### 5.2 RECORDS OF WASTE QUANTITIES

5.2.1 All types of waste arising from the construction work are classified into the following:

- Construction & Demolition (C&D) Material;
- Chemical Waste; and
- General Refuse

5.2.2 According to the information provided by Contractor of Contract 1 and Contract 2, waste disposal was made in the Reporting period are summarized in *Tables 5-1* and *5-2*.

**Table 5-1 Summary of Quantities of Inert C&D Materials**

| Type of Waste  | Contract No | Quantity  |           |             | Disposal Location |
|--|-------------|-----------|-----------|-------------|-------------------|
|  |             | June 2022 | July 2022 | August 2022 |                   |
| Total Generated C&D Materials (Inert) (in '000m <sup>3</sup> ) | 1           | 0.306     | 0.102     | 0.246       | TKO 137           |
|  | 2           | 1.238     | 0.863     | 0.556       |                   |
| Reused in this Project (Inert) (in '000m <sup>3</sup> )        | 1           | 0         | 0         | 0           | -                 |
|  | 2           | 0         | 0         | 0           | -                 |
| Reused in other Projects (Inert) (in '000m <sup>3</sup> )      | 1           | 0         | 0         | 0           | -                 |
|  | 2           | 0         | 0         | 0           | -                 |
| Disposal as Public Fill (Inert) (in '000m <sup>3</sup> )       | 1           | 0.306     | 0.102     | 0.246       | TKO 137           |
|  | 2           | 1.238     | 0.863     | 0.556       |                   |
| Imported Fill ('000m <sup>3</sup> )                            | 1           | 0         | 0         | 0           | -                 |
|  | 2           | 0.468     | 1.590     | 0.453       | -                 |

**Table 5-2 Summary of Quantities of C&D Wastes**

| Type of Waste                               | Contract No | Quantity  |           |             | Disposal Location  |
|---|-------------|-----------|-----------|-------------|--------------------|
|   |             | June 2022 | July 2022 | August 2022 |                    |
| Recycled Metal ('000kg)                     | 1           | 0         | 0         | 0           | -                  |
|   | 2           | 0         | 0         | 0           |                    |
| Recycled Paper / Cardboard Packing ('000kg) | 1           | 0.158     | 0.204     | 0.168       | Licensed collector |
|   | 2           | 0         | 0         | 0           |                    |
| Recycled Plastic ('000kg)                   | 1           | 0         | 0         | 0           | -                  |
|   | 2           | 0         | 0         | 0           |                    |
| Chemical Wastes ('000kg)                    | 1           | 0         | 0         | 0           | -                  |
|   | 2           | 0         | 0         | 0           |                    |
| General Refuses ('000m <sup>3</sup> )       | 1           | 0.439     | 0.422     | 0.784       | NENT               |
|   | 2           | 0.034     | 0.070     | 0.060       |                    |

5.2.3 The Monthly Summary Waste Flow Table of the Contracts 1 and Contract 2 are shown in [Appendix G](#).

## 6. SITE INSPECTION

### 6.1 REQUIREMENTS

6.1.1 According to the approved EM&A Manual, the environmental site inspection shall be formulation by ET Leader. Weekly environmental site inspections should carry out to confirm the environmental performance.

### 6.2 FINDINGS / DEFICIENCIES DURING THE REPORTING MONTH

#### Contract 1

6.2.1 In this Reporting Period, **14** events of weekly joint site inspection was carried out for Contract 1 to evaluate site environmental performance. The summaries of the findings during site inspection are presented in **Table 6-1** and the details of site inspection can be found in relevant EM&A monthly report.

**Table 6-1 Summary of Site Observations of the Contract 1**

| Reporting Period | Date of site inspection        | Nos. of Findings/ Deficiencies | Follow-Up Status |
|------------------|--------------------------------|--------------------------------|------------------|
| June 2022        | 2, 8, 15, 22 & 29 June 2022    | 3                              | Completed        |
| July 2022        | 6, 13, 20 & 27 July 2022       | 3                              | Completed        |
| August 2022      | 4, 10, 16, 24 & 31 August 2022 | 3                              | Completed        |

6.2.2 In the Reporting Period, no non-compliance was recorded for Contract 1; however, **9** observations were recorded during the site inspections and the major findings were related to dust control and chemical management mitigation measures. Details of the findings of the inspection in the reporting period can be referred to the Monthly EM&A Report. The findings found in the weekly site inspection were in general rectified within the specified deadlines. The environmental performance of the Project was therefore considered satisfactory.

#### Contract 2

6.2.3 In this Reporting Period, **14** events of weekly joint site inspection was carried out for Contract 2 to evaluate site environmental performance. The summaries of the findings during site inspection are presented in **Table 6-2** and the details of site inspection can be found in relevant EM&A monthly report.

**Table 6-2 Summary of Site Observations of the Contract 2**

| Reporting Period | Date of site inspection        | Nos. of Findings/ Deficiencies | Follow-Up Status |
|------------------|--------------------------------|--------------------------------|------------------|
| June 2022        | 2, 8, 15, 22 & 29 June 2022    | 2                              | Completed        |
| July 2022        | 6, 13, 20 & 27 July 2022       | 3                              | Completed        |
| August 2022      | 4, 10, 16, 24 & 31 August 2022 | 4                              | Completed        |

6.2.4 In the Reporting Period, no non-compliance was recorded for Contract 2; however, **9** observations were recorded during the site inspections and the major findings were related to dust control, general housekeeping and chemical management mitigation measures. Details of the findings of the inspection in the reporting period can be referred to the Monthly EM&A Report. The findings found in the weekly site inspection were in general rectified within the specified deadlines. The environmental performance of the Project was therefore considered satisfactory.

## 7. LANDFILL GAS MONITORING

### 7.1 GENERAL REQUIREMENT

- 7.1.1 Pursuant to Section 13 of the Project’s EM&A Manual, Landfill gas monitoring shall perform during construction activities within the 250m Consultation Zone of Tseung Kwan O Stage II & III Landfill. For landfill gas monitoring requirements, pre entry and routine measurement shall be undertaken in accordance with the *Factories and Industrial Undertaking (Confined Spaces) Regulation*.
- 7.1.2 According to Environmental Mitigation Implementation Schedule (EMIS) S14.7.6, portable monitoring equipment can be used to conduct landfill gas monitoring. Moreover, the frequency and areas to be monitored should be set down prior to commencement of the works either by the Safety Officer or by an appropriately qualified person.

### 7.2 LIMIT LEVELS AND EVENT AND ACTION PLAN

- 7.2.1 In event of the trigger levels specified in Table 14.6 of the EIA report being exceeded, a person, such as the Safety Officer, shall be nominated, with deputies, to be responsible for dealing with any emergency which may occur due to LFG. In an emergency situation the nominated person, or his deputies, shall have the necessary authority and shall ensure that the confined space is evacuated and the necessary works implemented for reducing the concentrations of gas. The Limit levels and relevant Action Plans for landfill gas detected in utilities and any on-site areas following construction is listed in *Table 7-1*.

**Table 7-1 Actions in the Event of Landfill Gas Being Detected in Excavations**

| Parameter      | Limit Level                     | Actions  |
|----------------|---------------------------------|--|
| Methane        | >10% LEL (i.e. >0.5% by volume) | <ul style="list-style-type: none"> <li>• Post “No Smoking” signs</li> <li>• Prohibit hot works</li> <li>• Ventilate to restore methane to &lt;10% LEL</li> </ul>                             |
|                | >20% LEL (i.e. >1% by volume)   | <ul style="list-style-type: none"> <li>• Stop excavation works</li> <li>• Evacuate personnel/prohibit entry</li> <li>• Increase ventilation to restore methane to &lt;10% LEL</li> </ul>     |
| Carbon dioxide | >0.5%                           | <ul style="list-style-type: none"> <li>• Ventilate to restore carbon dioxide to &lt;0.5%</li> </ul>  |
|                | >1.5%                           | <ul style="list-style-type: none"> <li>• Stop excavation works</li> <li>• Evacuate personnel/prohibit entry</li> <li>• Increase ventilation to restore carbon dioxide to &lt;0.5%</li> </ul> |
| Oxygen         | <19%                            | Ventilation to restore oxygen >19%   |
|                | <18%                            | <ul style="list-style-type: none"> <li>• Stop excavation works</li> <li>• Evacuate personnel/prohibit entry</li> <li>• Increase ventilation to restore oxygen to &gt;19%</li> </ul>          |

- 7.2.2 In the event of the trigger levels specified in Table 9-1 being exceeded, the Safety Officer shall be responsible for dealing with any emergency which may occur due to landfill gas.

### 7.3 LANDFILL GAS MONITORING

- 7.3.1 In the Reporting Period, landfill gas monitoring was conducted at the zone Wan O Road which excavation work of Contract 2 was carried out.
- 7.3.2 There were a total of 77 days monitoring were carried by the Safety Officer or an approved and qualified persons. The results of landfill gas measurement are summarized in *Table 7-2*.

**TABLE 7-2 SUMMARY OF LANDFILL GAS MEASUREMENT RESULTS**

| Landfill Gas Parameter | Action Level            | Limit Level           | Detectable at LMR |       |
|------------------------|-------------------------|-----------------------|-------------------|-------|
|                        |                         |                       | Min               | Max   |
| <b>Methane</b>         | >10% LEL<br>(>0.5% v/v) | >20% LEL (>1%<br>v/v) | 0.0%              | 0.0%  |
| <b>Oxygen</b>          | <19%                    | <18%                  | 20.3%             | 21.1% |
| <b>Carbon Dioxide</b>  | >0.5%                   | >1.5%                 | 0.0%              | 0.0%  |

7.3.3 The measurement results shown that slightly methane concentration was detected, oxygen concentration measured was over 19.0 %. No exceedance was triggered and therefore no corrective action was required accordingly.

## 8. ENVIRONMENTAL COMPLAINT AND NON-COMPLIANCE

### 8.1 ENVIRONMENTAL COMPLAINT, SUMMONS AND PROSECUTION

8.1.1 In the Reporting Period, six (6) environmental complaints were received with respect to the noise nuisance, water quality and odour arising from the Project. Besides, no summons and prosecution under the EM&A Programme was lodged for the project. The statistical summary table of environmental complaint is presented in *Tables 8-1, 8-2* and *8-3*. A summarized record of all complaints received was provided in *Appendix H*.

**Table 8-1 Statistical Summary of Environmental Complaints**

| Reporting Period   | Contract | Environmental Complaint Statistics |            |                         |
|--------------------|----------|------------------------------------|------------|-------------------------|
|                    |          | Frequency                          | Cumulative | Complaint Nature        |
| 1 – 30 June 2022   | 1        | 1                                  | 28         | Water Quality           |
| 1 – 31 July 2022   |          | 0                                  | 28         | NA                      |
| 1 – 31 August 2022 |          | 1                                  | 29         | Water Quality           |
| 1 – 30 June 2022   | 2        | 1                                  | 18         | Water Quality           |
| 1 – 31 July 2022   |          | 2                                  | 20         | Noise and Water Quality |
| 1 – 31 August 2022 |          | 2                                  | 22         | Water Quality and Odour |

Remark: Water quality complaint received on 10 June 2022 suspected related to Contract 1 & 2

**Table 8-2 Statistical Summary of Environmental Summons**

| Reporting Period   | Contract | Environmental Complaint Statistics |            |                  |
|--------------------|----------|------------------------------------|------------|------------------|
|                    |          | Frequency                          | Cumulative | Complaint Nature |
| 1 – 30 June 2022   | 1        | 0                                  | 0          | NA               |
| 1 – 31 July 2022   |          | 0                                  | 0          | NA               |
| 1 – 31 August 2022 |          | 0                                  | 0          | NA               |
| 1 – 30 June 2022   | 2        | 0                                  | 0          | NA               |
| 1 – 31 July 2022   |          | 0                                  | 0          | NA               |
| 1 – 31 August 2022 |          | 0                                  | 0          | NA               |

**Table 8-3 Statistical Summary of Environmental Prosecution**

| Reporting Period   | Contract | Environmental Complaint Statistics |            |                  |
|--------------------|----------|------------------------------------|------------|------------------|
|                    |          | Frequency                          | Cumulative | Complaint Nature |
| 1 – 30 June 2022   | 1        | 0                                  | 0          | NA               |
| 1 – 31 July 2022   |          | 0                                  | 0          | NA               |
| 1 – 31 August 2022 |          | 0                                  | 0          | NA               |
| 1 – 30 June 2022   | 2        | 0                                  | 0          | NA               |
| 1 – 31 July 2022   |          | 0                                  | 0          | NA               |
| 1 – 31 August 2022 |          | 0                                  | 0          | NA               |



## 9. IMPLEMENTATION STATUS OF MITIGATION MEASURES

### 9.1 GENERAL REQUIREMENTS

9.1.1 The environmental mitigation measures that recommended in the Implementation Schedule for Environmental Mitigation Measures (ISEMM) in the approved EM&A Manual covered the issues of dust, noise, water and waste and they are summarized presented in [Appendix I](#).

9.1.2 The Contractors had been implementing the required environmental mitigation measures according to the Environmental Monitoring and Audit Manual subject to the site condition. Environmental mitigation measures generally implemented by the Contractors in this Reporting Month are summarized in [Table 9-1](#).

**Table 9-1 Environmental Mitigation Measures in the Reporting Period**

| Issues                        | Environmental Mitigation Measures   |
|-------------------------------|---|
| Construction Noise            | <ul style="list-style-type: none"> <li>• Regularly to maintain all plants, so only the good condition plants were used on-site ;</li> <li>• If possible, all mobile plants onsite operation has located far from NSRs;</li> <li>• When machines and plants (such as trucks) were not in using, it was switched off;</li> <li>• Wherever possible, plant was prevented oriented directly the nearby NSRs;</li> <li>• Provided quiet powered mechanical equipment to use onsite;</li> <li>• Weekly noise monitoring was conducted to ensure construction noise meet the criteria.</li> </ul>  |
| Air Quality                   | <ul style="list-style-type: none"> <li>• Stockpile of dusty material was covered entirely with impervious sheeting or sprayed with water so as to maintain the entire surface wet;</li> <li>• The construction plants regularly maintained to avoid the emissions of black smoke;</li> <li>• The construction plants switched off when it not in use;</li> <li>• Water spraying on haul road and dry site area was provided regularly;</li> <li>• Where a vehicle leaving the works site is carrying a load of dusty materials, the load has covered entirely with clean impervious sheeting; and</li> <li>• Before any vehicle leaving the works site, wheel watering has been performed.</li> </ul> |
| Water Quality                 | <ul style="list-style-type: none"> <li>• Debris and refuse generated on-site collected daily;</li> <li>• Oils and fuels were stored in designated areas;</li> <li>• The chemical waste storage as sealed area provided;</li> <li>• Site hoarding with sealed foot were provided surrounding the boundary of working site to prevent wastewater or site surface water runoff get into public areas; and</li> <li>• Portable chemical toilets were provided on-site. A licensed contractor was regularly disposal and maintenance of these facilities.</li> <li>• Silt curtain was installed and maintained in accordance with EP condition</li> </ul>  |
| Waste and Chemical Management | <ul style="list-style-type: none"> <li>• Excavated material reused on site as far as possible to minimize off-site disposal.</li> <li>• Scrap metals or abandoned equipment should be recycled if possible;</li> <li>• Waste arising kept to a minimum and be handled, transported and disposed of in a suitable manner;</li> <li>• Disposal of C&amp;D wastes to any designated public filling facility and/or landfill followed a trip ticket system; and</li> <li>• Chemical waste handled in accordance with the Code of Practice on the Packaging, Handling and Storage of Chemical Wastes.</li> </ul>   |
| General                       | <ul style="list-style-type: none"> <li>• The site is generally kept tidy and clean.</li> <li>• Mosquito control is performed to prevent mosquito breeding on site.</li> </ul>   |

## **10. CONCLUSIONS AND RECOMMENDATIONS**

### **10.1 CONCLUSIONS**

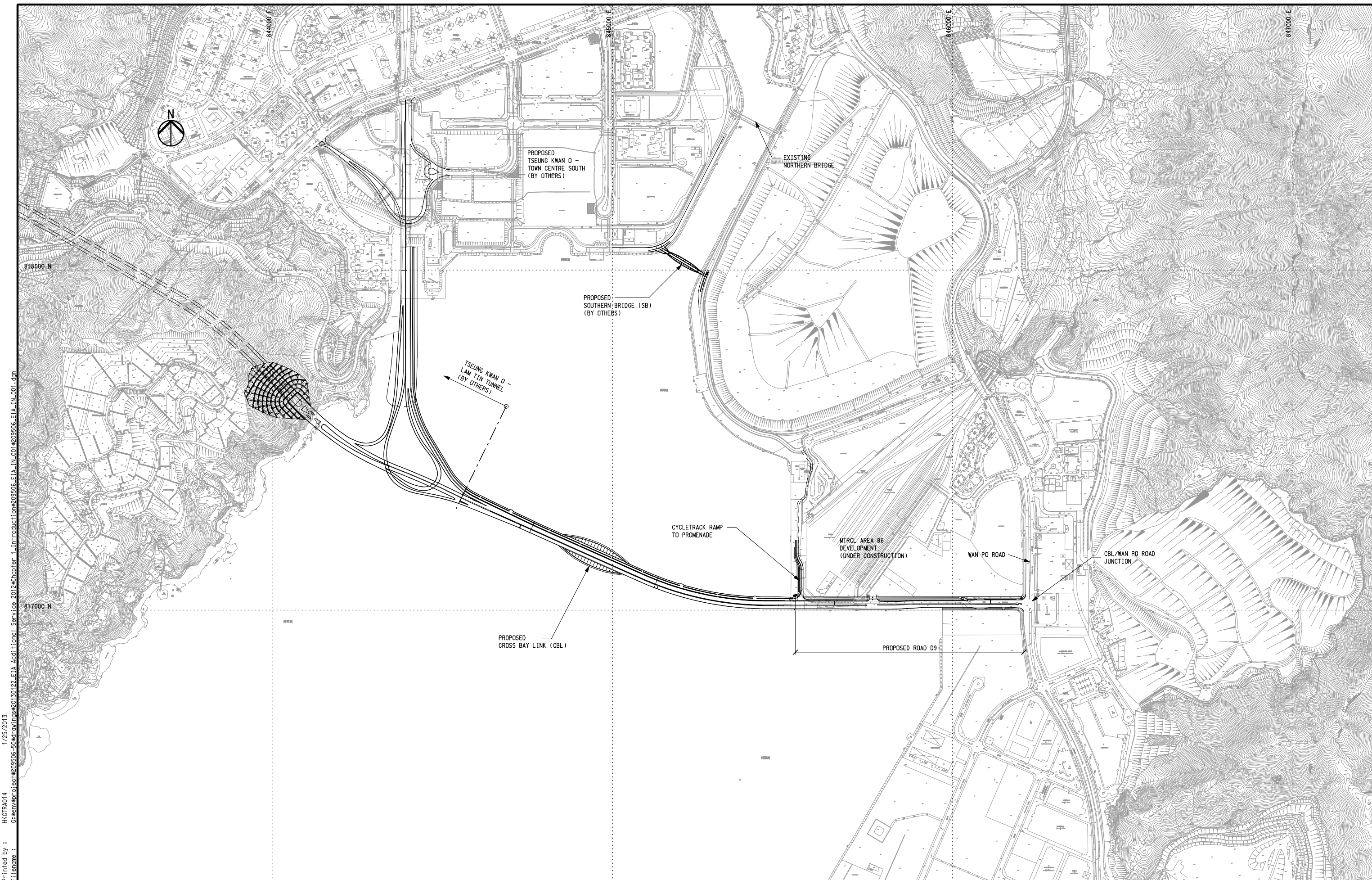
- 10.1.1 This is the **15<sup>th</sup>** Quarterly EM&A report as presented the monitoring results and inspection findings for the reporting period from **1 June 2022** to **31 August 2022**.
- 10.1.2 In the Reporting Period, one (1) action level exceedance for construction noise was recorded due to one (1) noise complaint was recorded. Investigations were undertaken by ET and the daytime construction noise action level exceedances triggered are concluded unlikely due to the Project.
- 10.1.3 In this Reporting Period, no 1-Hour TSP or 24-Hr TSP air quality monitoring exceedance was recorded. No NOE or the associated corrective actions were therefore issued.
- 10.1.4 No water quality monitoring was carried out in the reporting period.
- 10.1.5 In the Reporting Period, six (6) environmental complaints were received with respect to the noise nuisance arising and water quality from the Project. Investigation for the complaints were undertaken by ET and it is considered that two of the complaints were Project related. Follow-up action were carried out accordingly.
- 10.1.6 No notification of summons or prosecution was received and recorded for the Project.

### **10.2 RECOMMENDATIONS**



- 10.2.1 Due to wet season is approaching, the Contractor was reminded that all the works being undertaken must fulfill environmental statutory requirements and to paid attention to water quality mitigation measures to prevent surface runoff into nearby water bodies or public areas.
- 10.2.2 Construction noise would be the key environmental issue as Lohas Park Phase 4 & 6 were already available for resident occupation. The noise mitigation measures such as use of quiet plants and installation of temporary noise barrier at the construction noise predominate area should be fully implemented in accordance with the EM&A requirement.

# **Appendix A**

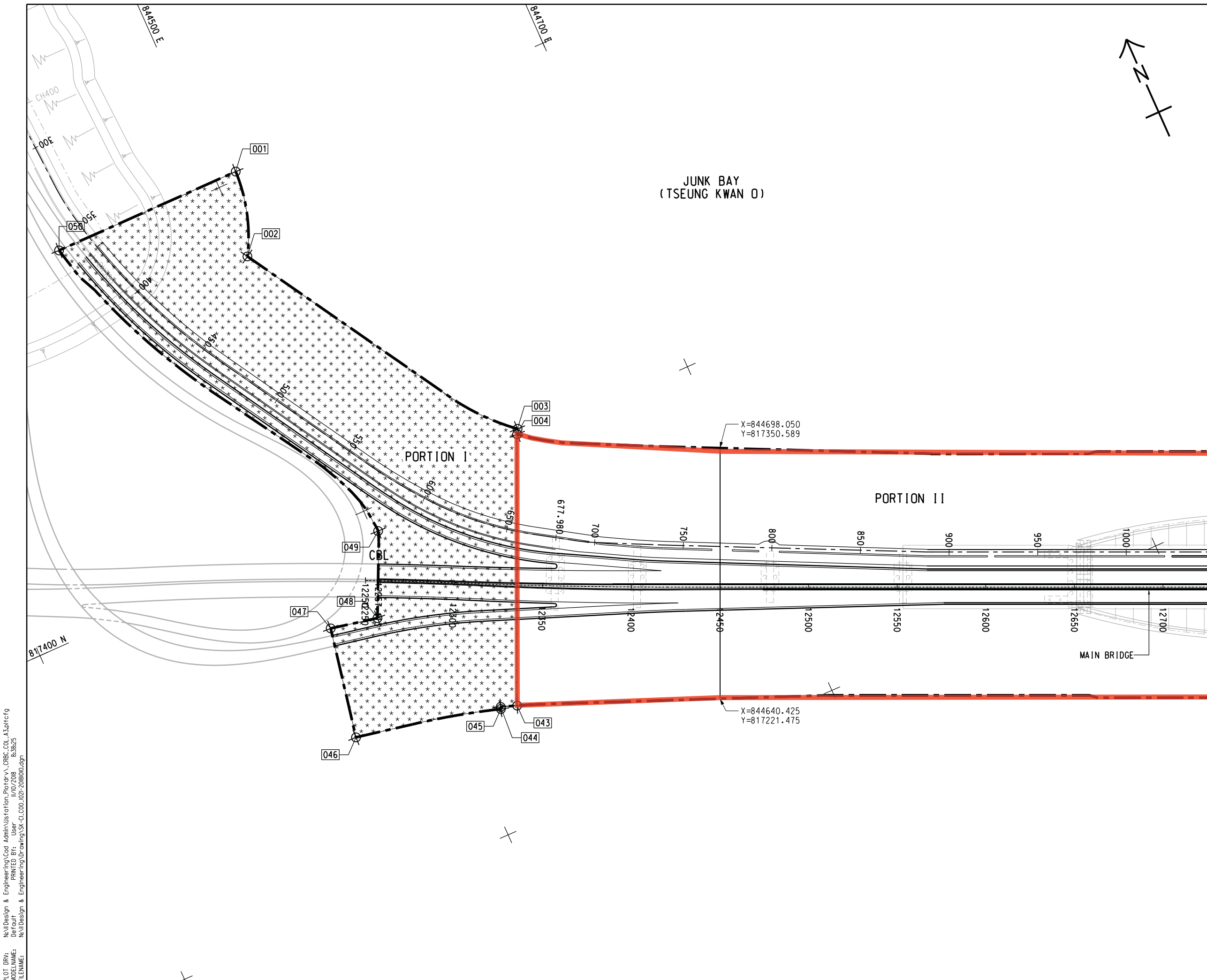
## **Project Layout Plan**



Printed by : HKGTAA014  
 File name : G:\env\proj\lect\209506-50\draw\Inis\20130122\_EIA\_Additional\_Serv\ce\_2012\chapter\_1\_Introduction\209506\_EIA\_IN\_001.dgn  
 1/25/2013

|   |  |  |   |                |                         |                        |   |                 |           |
|---|--|--|---|----------------|-------------------------|------------------------|---|-----------------|-----------|
|  <b>土木工程拓展署</b><br>Civil Engineering and<br>Development Department |  <b>ARUP</b> Ove Arup & Partners<br>Hong Kong Limited | Job Title<br><b>Agreement No. CE 43/2008(HY)</b><br><b>Cross Bay Link, Tseung Kwan O – Investigation</b> | Drawing Title<br><b>GENERAL LAYOUT PLAN</b> |                | Drawn<br>GL             | Date<br>01/13          | Drawing No.<br><b>209506/EIA/IN/001</b> |                 |           |
|   |  |  | Checked<br>JP                               | Approved<br>ST | B SECOND ISSUE<br>01/13 | A FIRST ISSUE<br>07/11 | Scale<br>1:5000 on A1 & 1:10000 on A3   | Status<br>FINAL | Rev.<br>B |
|   |  |  | Rev.  | Description    | Date                    |                        |   |                 |           |
|   |  |  |   |                |                         |                        |   |                 |           |





**NOTES:**

1. ALL SETTING OUT POINTS SHOWN ON THIS SET OF DRAWINGS ARE FOR REFERENCE ONLY. THE EXACT LIMIT OF SITE BOUNDARY SHALL BE VERIFIED AND DETERMINED BY THE CONTRACTOR ON SITE.
2. THIS DRAWING SHALL BE READ IN CONJUNCTION WITH DRAWING NOS. 60329339/C1/COO/1022 AND 1023.

- LEGEND:**
- SITE BOUNDARY
  - \*\*\* PORTION I
  - PORTION II
  - +++ PORTION III
  - (with small circles) PORTION IV
  - (with small triangles) PORTION V
  - (with small squares) PORTION VI
  - (with diagonal lines) PORTION VII
  - (with diagonal lines) WORKS AREA A
  - (with diagonal lines) WORKS AREA B

Works area under Contract 1

|     |             |    |      |      |          |
|-----|-------------|----|------|------|----------|
| A   | FIRST ISSUE | HK | KN   | AC   | 19/09/18 |
| Rev | Amendment   | By | Chk. | App. | Date     |

PROJECT MANAGER: PROJECT MANAGER:  
 土木工程拓展署  
 Civil Engineering and Development Department

SUPERVISOR:

CONTRACTOR:  
 中國路橋工程有限責任公司  
 China Road and Bridge Corp.

CONTRACT NO. AND TITLE:  
 Contract No. NE/2017/07  
 CROSS BAY LINK, TSEUNG KWAN O - MAIN BRIDGE AND ASSOCIATED WORKS



DRAWING TITLE:  
 SCALE @ A1  
 1:1000  
 DRAWING NO:

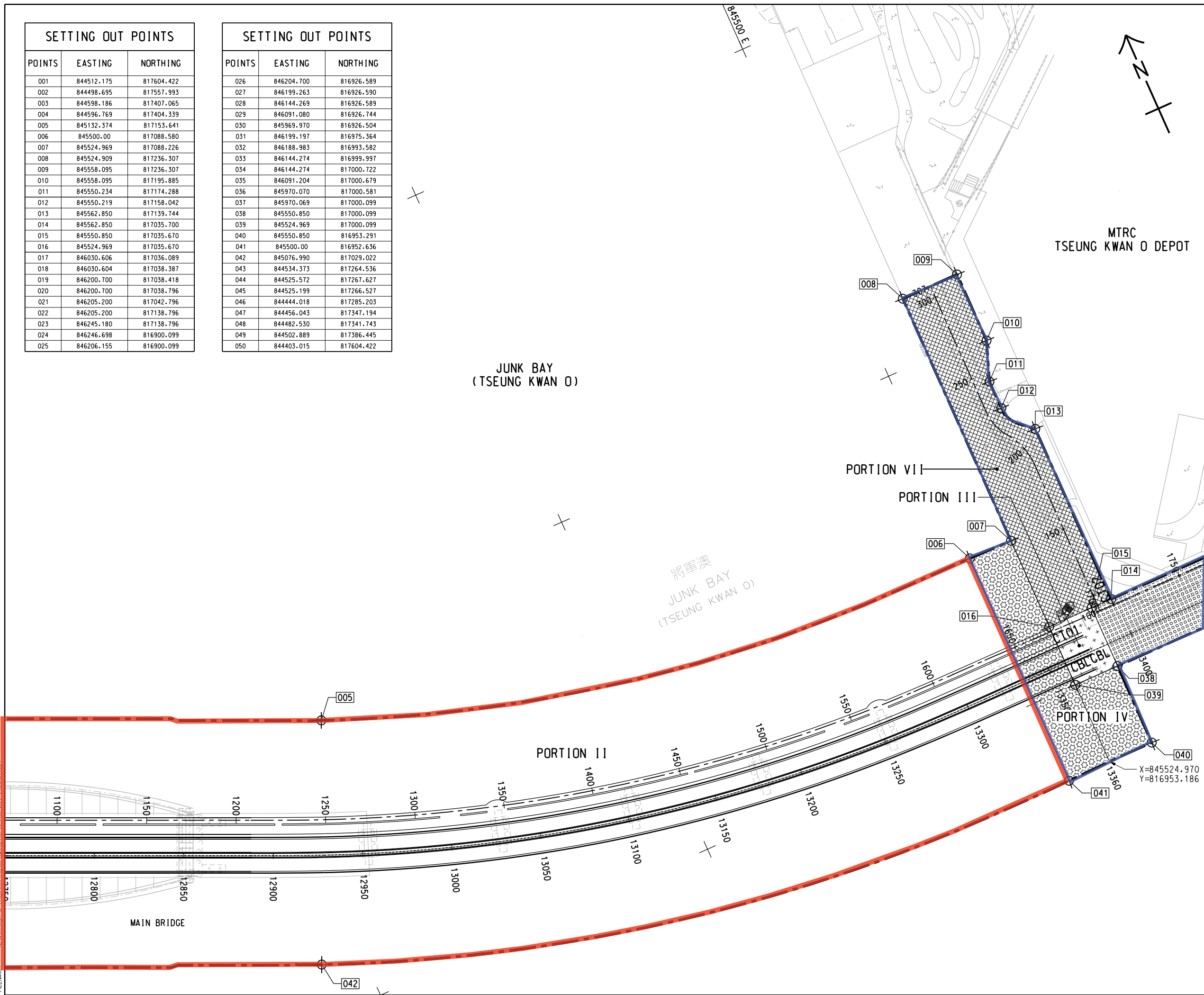
PLOT DRW: N:\I\Design & Engineering\Cad Administration\Pictor-v\CRBC.COL\_A3.pltcf9  
 MODELNAME: Default PRINTED BY: User 11/10/2018 8:38:25  
 FILENAME: N:\I\Design & Engineering\Drawing\SK-C1.C00.021-20181010.dgn

| SETTING OUT POINTS |            |            |
|--------------------|------------|------------|
| POINTS             | EASTING    | NORTHING   |
| 001                | 844512.175 | 817604.422 |
| 002                | 844498.695 | 817557.993 |
| 003                | 844598.186 | 817407.065 |
| 004                | 844596.769 | 817404.339 |
| 005                | 845132.374 | 817153.641 |
| 006                | 845500.00  | 817088.580 |
| 007                | 845524.969 | 817088.226 |
| 008                | 845524.909 | 817236.307 |
| 009                | 845558.095 | 817236.307 |
| 010                | 845558.095 | 817195.885 |
| 011                | 845550.234 | 817174.288 |
| 012                | 845550.219 | 817158.042 |
| 013                | 845562.850 | 817139.744 |
| 014                | 845562.850 | 817035.700 |
| 015                | 845550.850 | 817035.670 |
| 016                | 845524.969 | 817035.670 |
| 017                | 846030.606 | 817036.089 |
| 018                | 846030.604 | 817038.387 |
| 019                | 846200.700 | 817038.418 |
| 020                | 846200.700 | 817038.796 |
| 021                | 846205.200 | 817042.796 |
| 022                | 846205.200 | 817138.796 |
| 023                | 846245.180 | 817138.796 |
| 024                | 846246.698 | 816900.099 |
| 025                | 846206.155 | 816900.099 |

| SETTING OUT POINTS |            |            |
|--------------------|------------|------------|
| POINTS             | EASTING    | NORTHING   |
| 026                | 846204.700 | 816926.589 |
| 027                | 846199.263 | 816926.590 |
| 028                | 846144.269 | 816926.589 |
| 029                | 846091.080 | 816926.744 |
| 030                | 845969.970 | 816926.504 |
| 031                | 846199.197 | 816975.364 |
| 032                | 846188.983 | 816993.582 |
| 033                | 846144.274 | 816999.997 |
| 034                | 846144.274 | 817000.722 |
| 035                | 846091.204 | 817000.679 |
| 036                | 845970.070 | 817000.581 |
| 037                | 845970.069 | 817000.099 |
| 038                | 845550.850 | 817000.099 |
| 039                | 845524.969 | 817000.099 |
| 040                | 845550.850 | 816953.291 |
| 041                | 845500.00  | 816952.636 |
| 042                | 845076.990 | 817029.022 |
| 043                | 844534.373 | 817264.536 |
| 044                | 844525.572 | 817267.627 |
| 045                | 844525.199 | 817266.527 |
| 046                | 844444.018 | 817285.203 |
| 047                | 844456.043 | 817347.194 |
| 048                | 844482.530 | 817341.743 |
| 049                | 844502.889 | 817386.445 |
| 050                | 844403.015 | 817604.422 |

**NOTE:**  
1. THIS DRAWING SHALL BE READ IN CONJUNCTION WITH DRAWING NOS. 60329339/C1/COO/1021 AND 1023.

**LEGEND:**  
 Works area under Contract 1  
 Works area under Contract 2



| Rev | Amendment | By | Chk. | App. | Date |
|-----|-----------|----|------|------|------|
|     |           |    |      |      |      |

PROJECT MANAGER: PROJECT MANAGER:  
 土木工程拓展署  
 Civil Engineering and Development Department

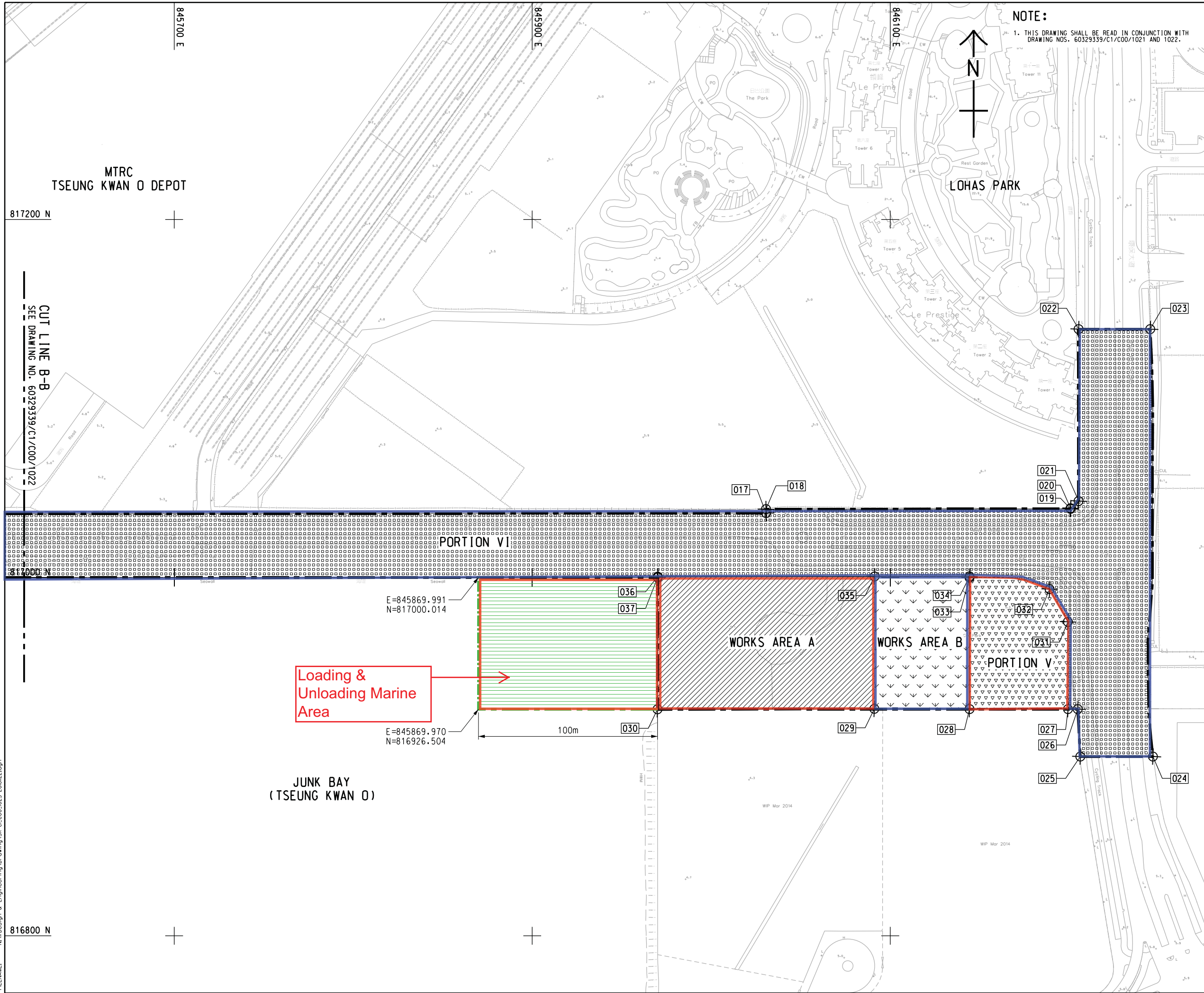
SUPERVISOR:  


CONTRACTOR:  
 中國路橋工程有限責任公司  
 China Road and Bridge Corp.

CONTRACT NO. AND TITLE:  
 Contract No. NE/2017/07  
 CROSS BAY LINK, TSEUNG KWAN O - MAIN BRIDGE AND ASSOCIATED WORKS

DRAWING TITLE:  
 SCALE @ A1  
 DRAWING NO:  
 Copyright Reserved  
 版權所有 不得翻印

N:\I\Design & Engineering\Cad Administration\Pictor\A3\CRBC\_COL\_A3.pltcfp  
 10/10/2018 10:21:36  
 MODELNAME: User  
 PLOT DRW: Defout  
 FILENAME: N:\I\Design & Engineering\Cad Administration\SR-CP-000\_02252481011.dwg



NOTE:  
1. THIS DRAWING SHALL BE READ IN CONJUNCTION WITH  
DRAWING NOS. 60329339/C1/COO/1021 AND 1022.

- LEGEND:
- Works area under Contract 1
  - Works area under Contract 2

MTRC  
TSEUNG KWAN O DEPOT

LOHAS PARK

CUT LINE B-B  
SEE DRAWING NO. 60329339/C1/COO/1022

Loading & Unloading Marine Area

WORKS AREA A

WORKS AREA B

PORTION V

JUNK BAY  
(TSEUNG KWAN O)

| Rev | Amendment | By | Chk. | App. | Date |
|-----|-----------|----|------|------|------|
|     |           |    |      |      |      |

PROJECT MANAGER: PROJECT MANAGER:  
 土木工程拓展署  
 Civil Engineering and Development Department

SUPERVISOR:

CONTRACTOR:  
 中國路橋工程有限責任公司  
 China Road and Bridge Corp.

CONTRACT NO. AND TITLE:  
 Contract No. NE/2017/07  
 CROSS BAY LINK, TSEUNG KWAN O -  
 MAIN BRIDGE AND ASSOCIATED WORKS

DRAWING TITLE:

SCALE @ A1      DRAWING NO:  
 Copyright Reserved  
 版權所有 不得翻印

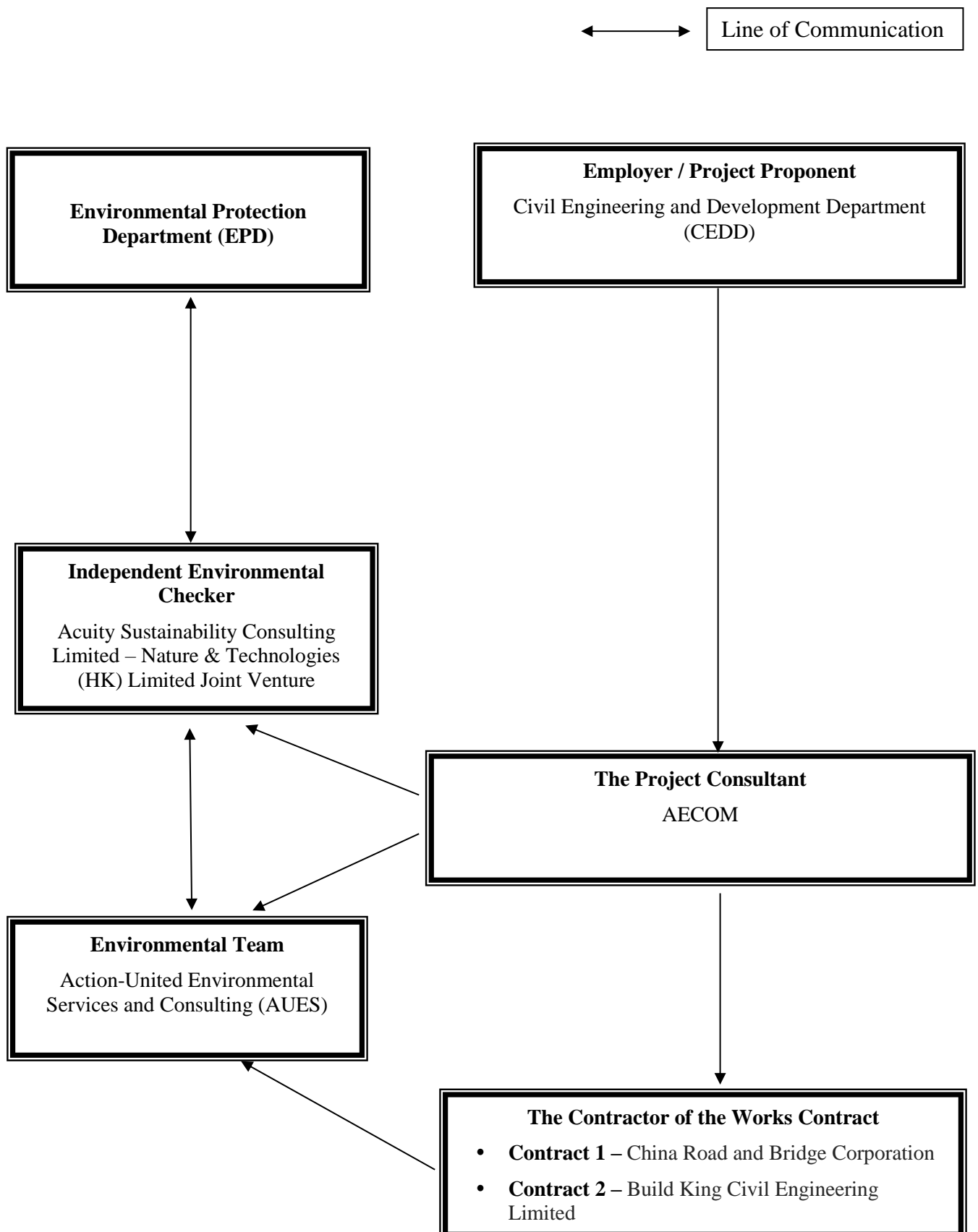
PLOT DRW: N:\I\Design & Engineering\Cad Administration\Pictor-vv\_CRBC\_COL\_A3.pltcf9  
 MODELNAME: Default    PRINTED BY: User    22/11/2018    10:00:59  
 FILENAME: N:\I\Design & Engineering\Drawing\SK-CI-COO\_025\_2018022.dgn

## **Appendix B**

### **Project Organization Chart & Contact Details of Key Personnel for the Project**



Project Organization Structure



**Contact Details of Key Personnel for the Project**

| <b>Organization</b> | <b>Project Role</b>                  | <b>Name of Key Staff</b> | <b>Tel No.</b> | <b>Fax No.</b> |
|---------------------|--------------------------------------|--------------------------|----------------|----------------|
| CEDD                | Project Proponent                    | CK Lam                   | 2301 1398      | 2714 5174      |
| CEDD                | Project Proponent                    | Sheri Leung              | 2301 1398      | 2714 5174      |
| AECOM               | Senior Resident Engineer             | Jackie Chan              | 3595 8045      | 3596 6118      |
| AECOM               | Resident Engineer                    | Kingman Chan             | 3595 8045      | 3596 6118      |
| ASC – N&T<br>JV     | Independent Environmental<br>Checker | Kevin Li                 | 2698 6833      | 2698 9383      |
| ASC – N&T<br>JV     | Senior Environmental<br>Consultant   | Tandy Tse                | 2698 6833      | 2698 9383      |
| AUES                | Environmental Team Leader            | T. W. Tam                | 2959 6059      | 2959 6079      |
| AUES                | Environmental Consultant             | Ben Tam                  | 2959 6059      | 2959 6079      |
| AUES                | Environmental Consultant             | Martin Li                | 2959 6059      | 2959 6079      |
| CRBC                | Site Agent                           | Raymond Suen             | 9779 8871      | 2283 1689      |
| CRBC                | Environmental Officer                | Calvin So                | 9724 6254      | 2283 1689      |
| CRBC                | Environmental Supervisor             | Alice Ngai               | 9148 5688      | 2283 1689      |
| Build King          | Site Agent                           | Stephen Leung            | 9071 7657      | TBA            |
| Build King          | Environmental Officer                | Michael Lam              | 6476 4299      | TBA            |
| Build King          | Environmental Supervisor             | Kenneth Hung             | 6170 9304      | TBA            |

Legend:

*CEDD (Employer) – Civil Engineering and Development Department*

*AECOM (Project Consultant) – AECOM Asia Co. Ltd.*

*ASC – N&T JV (IEC) – Acuity Sustainability Consulting Limited – Nature & Technologies (HK) Limited Joint Venture*

*AUES (ET) – Action-United Environmental Services & Consulting*

*CRBC (the Main Contractor of the Works Contract 1) – China Road and Bridge Corporation*

*Build King (the Main Contractor of the Works Contract 2) - Build King Civil Engineering Limited*

## **Appendix C**

### **3-Month Rolling Construction Programme**

## **Contract 1**

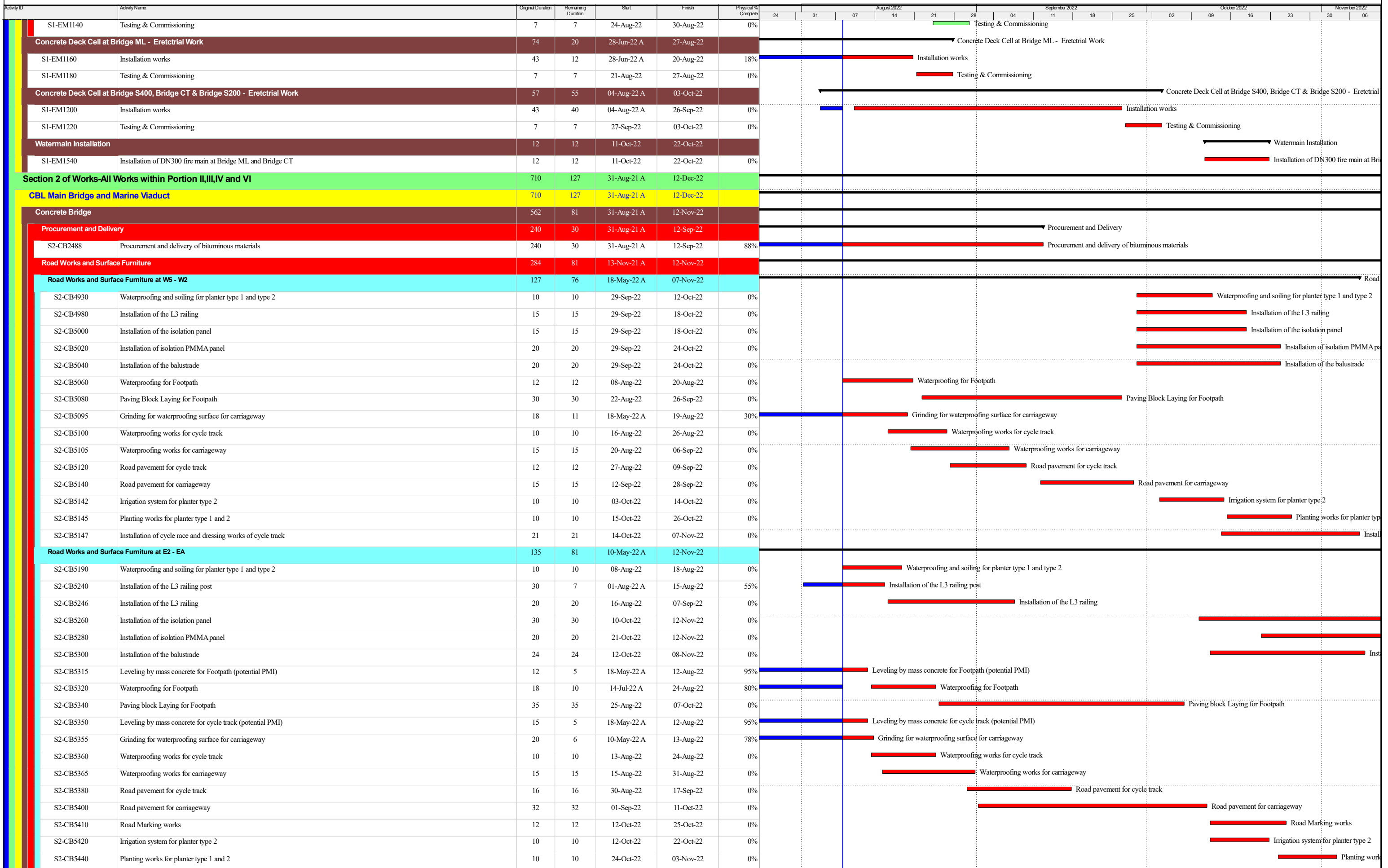
Contract No. NE/2017/07 Cross Bay Link, Tseng Kwan O - Main Bridge and Associated Works

| Activity ID   | Activity Name  | Original Duration | Remaining Duration | Start       | Finish    | Physical % Complete | August 2022  |    |    |    |    | September 2022 |    |    |    |    | October 2022 |    |    |    | November 2022 |    |  |
|---|--|-------------------|--------------------|-------------|-----------|---------------------|--|----|----|----|----|----------------|----|----|----|----|--------------|----|----|----|---------------|----|--|
|   |  |                   |                    |             |           |                     | 24   | 31 | 07 | 14 | 21 | 28             | 04 | 11 | 18 | 25 | 02           | 09 | 16 | 23 | 30            | 06 |  |
| <b>Cross Bay Link, Tseng Kwan O Main Bridge and Associated Works</b>                                    |  |                   |                    |             |           |                     |  |    |    |    |    |                |    |    |    |    |              |    |    |    |               |    |  |
| <b>Access Date</b>  |  |                   |                    |             |           |                     |  |    |    |    |    |                |    |    |    |    |              |    |    |    |               |    |  |
| PAD1110   | Access to Portion VI (NCE206 -Delay Access to Portion VI on 30 Jun 2022) | 0                 | 0                  | 08-Aug-22   | 08-Aug-22 | 0%                  | Access to Portion VI (NCE206 -Delay Access to Portion VI on 30 Jun 2022) |    |    |    |    |                |    |    |    |    |              |    |    |    |               |    |  |
| <b>Section 1 of the Works- All Works within Portion I of the Site (Entrusted Works of TKOI Viaduct)</b> |  |                   |                    |             |           |                     | Section 1 of the Works- All  |    |    |    |    |                |    |    |    |    |              |    |    |    |               |    |  |
| <b>Footway and cycle track, Road Surfacing, Street Furniture Installation and Remaining Works</b>       |  |                   |                    |             |           |                     | Footway and cycle track, R   |    |    |    |    |                |    |    |    |    |              |    |    |    |               |    |  |
| <b>Bridge ML</b>  |  |                   |                    |             |           |                     | Bridge ML  |    |    |    |    |                |    |    |    |    |              |    |    |    |               |    |  |
| S1-RW3002   | Waterproofing works for carriageway                                      | 25                | 25                 | 08-Aug-22   | 05-Sep-22 | 0%                  | Waterproofing works for carriageway                                      |    |    |    |    |                |    |    |    |    |              |    |    |    |               |    |  |
| S1-RW3004   | Road pavement works  | 5                 | 5                  | 06-Sep-22   | 12-Sep-22 | 0%                  | Road pavement works  |    |    |    |    |                |    |    |    |    |              |    |    |    |               |    |  |
| S1-RW3006   | Street furniture installation  | 15                | 15                 | 13-Sep-22   | 29-Sep-22 | 0%                  | Street furniture installation  |    |    |    |    |                |    |    |    |    |              |    |    |    |               |    |  |
| S1-RW3008   | Road marking   | 5                 | 5                  | 30-Sep-22   | 07-Oct-22 | 0%                  | Road marking   |    |    |    |    |                |    |    |    |    |              |    |    |    |               |    |  |
| <b>Bridge S400</b>  |  |                   |                    |             |           |                     | Bridge S400  |    |    |    |    |                |    |    |    |    |              |    |    |    |               |    |  |
| S1-RW3020   | Waterproofing works for for Bridge S400                                  | 25                | 25                 | 22-Aug-22   | 20-Sep-22 | 0%                  | Waterproofing works for for Bridge S400                                  |    |    |    |    |                |    |    |    |    |              |    |    |    |               |    |  |
| S1-RW6040   | Road pavement works  | 10                | 10                 | 21-Sep-22   | 03-Oct-22 | 0%                  | Road pavement works  |    |    |    |    |                |    |    |    |    |              |    |    |    |               |    |  |
| S1-RW6060   | Street furniture installation  | 20                | 20                 | 27-Sep-22   | 21-Oct-22 | 0%                  | Street furniture installation  |    |    |    |    |                |    |    |    |    |              |    |    |    |               |    |  |
| S1-RW6080   | Road marking   | 5                 | 5                  | 22-Oct-22   | 27-Oct-22 | 0%                  | Road marking   |    |    |    |    |                |    |    |    |    |              |    |    |    |               |    |  |
| <b>Bridge S200</b>  |  |                   |                    |             |           |                     | Bridge S200  |    |    |    |    |                |    |    |    |    |              |    |    |    |               |    |  |
| S1-RW3060   | Waterproofing works for Bridge S200                                      | 14                | 14                 | 25-Aug-22   | 09-Sep-22 | 0%                  | Waterproofing works for Bridge S200                                      |    |    |    |    |                |    |    |    |    |              |    |    |    |               |    |  |
| S1-RW3065   | Road pavement works  | 7                 | 7                  | 12-Sep-22   | 19-Sep-22 | 0%                  | Road pavement works  |    |    |    |    |                |    |    |    |    |              |    |    |    |               |    |  |
| S1-RW3070   | Street furniture installation  | 15                | 15                 | 20-Sep-22   | 08-Oct-22 | 0%                  | Street furniture installation  |    |    |    |    |                |    |    |    |    |              |    |    |    |               |    |  |
| S1-RW3075   | Road marking   | 5                 | 5                  | 06-Oct-22   | 11-Oct-22 | 0%                  | Road marking   |    |    |    |    |                |    |    |    |    |              |    |    |    |               |    |  |
| <b>Bridge CT</b>  |  |                   |                    |             |           |                     | Bridge CT  |    |    |    |    |                |    |    |    |    |              |    |    |    |               |    |  |
| S1-RW3040   | Construction of planter type 1 and type 2                                | 20                | 15                 | 08-Jul-22 A | 07-Sep-22 | 15%                 | Construction of planter type 1 and type 2                                |    |    |    |    |                |    |    |    |    |              |    |    |    |               |    |  |
| S1-RW3042   | Waterproofing works for for footpath                                     | 15                | 15                 | 21-Sep-22   | 10-Oct-22 | 0%                  | Waterproofing works for for footpath                                     |    |    |    |    |                |    |    |    |    |              |    |    |    |               |    |  |
| S1-RW3044   | Paving block laying for footpath   | 15                | 15                 | 11-Oct-22   | 27-Oct-22 | 0%                  | Paving block laying for footpath   |    |    |    |    |                |    |    |    |    |              |    |    |    |               |    |  |
| S1-RW3045   | Waterproofing works for for cycle track                                  | 15                | 15                 | 08-Sep-22   | 26-Sep-22 | 0%                  | Waterproofing works for for cycle track                                  |    |    |    |    |                |    |    |    |    |              |    |    |    |               |    |  |
| S1-RW3046   | Road pavement works for cycle track                                      | 7                 | 7                  | 27-Sep-22   | 06-Oct-22 | 0%                  | Road pavement works for cycle track                                      |    |    |    |    |                |    |    |    |    |              |    |    |    |               |    |  |
| S1-RW3048   | Dressing works for cycle track   | 8                 | 8                  | 07-Oct-22   | 15-Oct-22 | 0%                  | Dressing works for cycle track   |    |    |    |    |                |    |    |    |    |              |    |    |    |               |    |  |
| S1-RW3049   | Street furniture installation  | 15                | 15                 | 11-Oct-22   | 27-Oct-22 | 0%                  | Street furniture installation  |    |    |    |    |                |    |    |    |    |              |    |    |    |               |    |  |
| S1-RW4800   | Completion of Section 1A of the Works                                    | 0                 | 0                  | 07-Oct-22   | 07-Oct-22 | 0%                  | Completion of Section 1A of the Works                                    |    |    |    |    |                |    |    |    |    |              |    |    |    |               |    |  |
| S1-RW5000   | Completion of Section 1B of the Works                                    | 0                 | 0                  | 27-Oct-22   | 27-Oct-22 | 0%                  | Completion of Section 1B of the Works                                    |    |    |    |    |                |    |    |    |    |              |    |    |    |               |    |  |
| S1-RW5800   | Completion of Key Date 4A  | 0                 | 0                  | 07-Oct-22   | 07-Oct-22 | 0%                  | Completion of Key Date 4A  |    |    |    |    |                |    |    |    |    |              |    |    |    |               |    |  |
| S1-RW6020   | Completion of Key Date 4B  | 0                 | 0                  | 27-Oct-22   | 27-Oct-22 | 0%                  | Completion of Key Date 4B  |    |    |    |    |                |    |    |    |    |              |    |    |    |               |    |  |
| <b>Construction Work (Works Available for Piles 5B,9B,5C,9C,5G,9G,2K)</b>                               |  |                   |                    |             |           |                     | Construction Work (Works Available for Piles 5B,9B,5C,9C,5G,9G,2K)       |    |    |    |    |                |    |    |    |    |              |    |    |    |               |    |  |
| <b>Construction Work for Piers 5B, 9B, 5C,9C, 5G,9G</b>   |  |                   |                    |             |           |                     | Construction Work for Piers 5B, 9B, 5C,9C, 5G,9G                         |    |    |    |    |                |    |    |    |    |              |    |    |    |               |    |  |
| <b>Stitching Work, TCSS, Duct and Handover Works</b>  |  |                   |                    |             |           |                     | Stitching Work, TCSS, Duct and Handover Works                            |    |    |    |    |                |    |    |    |    |              |    |    |    |               |    |  |
| S1-EB2120   | Laying of TCSS duct and handover to TCSS Contractor                      | 8                 | 3                  | 23-Jun-22 A | 10-Aug-22 | 80%                 | Laying of TCSS duct and handover to TCSS Contractor                      |    |    |    |    |                |    |    |    |    |              |    |    |    |               |    |  |
| S1-EB5480   | Installation of parapet  | 25                | 15                 | 20-Jun-22 A | 24-Aug-22 | 57.5%               | Installation of parapet  |    |    |    |    |                |    |    |    |    |              |    |    |    |               |    |  |
| <b>Construction Work for Pier 2K</b>  |  |                   |                    |             |           |                     | Construction Work for Pier 2K  |    |    |    |    |                |    |    |    |    |              |    |    |    |               |    |  |
| <b>Stitching Work, TCSS, Duct and Handover Works</b>  |  |                   |                    |             |           |                     | Stitching Work, TCSS, Duct and Handover Works                            |    |    |    |    |                |    |    |    |    |              |    |    |    |               |    |  |
| S1-EB3030   | Laying of TCSS duct and handover to TCSS Contractor                      | 5                 | 3                  | 08-Jul-22 A | 10-Aug-22 | 90%                 | Laying of TCSS duct and handover to TCSS Contractor                      |    |    |    |    |                |    |    |    |    |              |    |    |    |               |    |  |
| S1-EB3038   | Installation of parapet  | 25                | 15                 | 04-Jul-22 A | 24-Aug-22 | 90%                 | Installation of parapet  |    |    |    |    |                |    |    |    |    |              |    |    |    |               |    |  |
| S1-EB5000   | Completion of Key Date 3B  | 0                 | 0                  | 10-Aug-22   | 10-Aug-22 | 0%                  | Completion of Key Date 3B  |    |    |    |    |                |    |    |    |    |              |    |    |    |               |    |  |
| <b>E&amp;M Works</b>  |  |                   |                    |             |           |                     | E&M Works  |    |    |    |    |                |    |    |    |    |              |    |    |    |               |    |  |
| <b>Road Lighting &amp; Gantry Lighting Installation</b>   |  |                   |                    |             |           |                     | Road Lighting & Gantry Lighting Installation                             |    |    |    |    |                |    |    |    |    |              |    |    |    |               |    |  |
| <b>Road Lighting &amp; Gantry Lighting Installationat Bridge ML</b>                                     |  |                   |                    |             |           |                     | Road Lighting & Gantry Lighting Installationat Bridge ML                 |    |    |    |    |                |    |    |    |    |              |    |    |    |               |    |  |
| S1-EM1000   | Road lighting installation works   | 41                | 9                  | 26-Jun-22 A | 17-Aug-22 | 25%                 | Road lighting installation works   |    |    |    |    |                |    |    |    |    |              |    |    |    |               |    |  |
| S1-EM1020   | Gantry lighting installation works                                       | 37                | 21                 | 30-Jun-22 A | 31-Aug-22 | 15%                 | Gantry lighting installation works                                       |    |    |    |    |                |    |    |    |    |              |    |    |    |               |    |  |
| S1-EM1060   | Testing & Commissioning  | 7                 | 7                  | 01-Sep-22   | 07-Sep-22 | 0%                  | Testing & Commissioning  |    |    |    |    |                |    |    |    |    |              |    |    |    |               |    |  |
| <b>Road Lighting Installationat Bridge S400, Bridge CT &amp; Bridge S200</b>                            |  |                   |                    |             |           |                     | Road Lighting Installationat Bridge S400, Bridge CT & Bridge S200        |    |    |    |    |                |    |    |    |    |              |    |    |    |               |    |  |
| S1-EM1080   | Road lighting installation works   | 40                | 14                 | 29-Jun-22 A | 23-Aug-22 | 20%                 | Road lighting installation works   |    |    |    |    |                |    |    |    |    |              |    |    |    |               |    |  |

█ Remaining Level of Effort    █ Critical Remaining Work  
█ Actual Work    ◆ Milestone  
█ Remaining Work    ⇨ Summary

Three Month Rolling Programme (August 2022 - November 2022)

| Date      | Revision               | Checked | Approved |
|-----------|------------------------|---------|----------|
| 08-Aug-22 | 3MRP (Aug 22 - Nov 22) |         |          |



■ Remaining Level of Effort    ■ Critical Remaining Work  
■ Actual Work    ◆ Milestone  
■ Remaining Work    ⇐ Summary

**Three Month Rolling Programme (August 2022 - November 2022)**

| Date      | Revision               | Checked | Approved |
|-----------|------------------------|---------|----------|
| 08-Aug-22 | 3MRP (Aug 22 - Nov 22) |         |          |

### Contract No. NE/2017/07 Cross Bay Link, Tseng Kwan O - Main Bridge and Associated Works

| Activity ID   | Activity Name  | Original Duration | Remaining Duration | Start       | Finish      | Physical % Complete | August 2022  |    |    |    |    |    |    | September 2022 |    |    |    | October 2022 |    |    |    | November 2022 |  |  |  |  |  |  |  |  |  |  |
|---|--|-------------------|--------------------|-------------|-------------|---------------------|--|----|----|----|----|----|----|----------------|----|----|----|--------------|----|----|----|---------------|--|--|--|--|--|--|--|--|--|--|
|   |  |                   |                    |             |             |                     | 24   | 31 | 07 | 14 | 21 | 28 | 04 | 11             | 18 | 25 | 02 | 09           | 16 | 23 | 30 | 06            |  |  |  |  |  |  |  |  |  |  |
| S2-CB5460   | Installation of cycle race and dressing works of cycle track               | 24                | 24                 | 08-Oct-22   | 04-Nov-22   | 0%                  |  |    |    |    |    |    |    |                |    |    |    |              |    |    |    |               |  |  |  |  |  |  |  |  |  |  |
| <b>Fabrication and Delivery Works</b>                                   |  | 107               | 30                 | 13-Nov-21 A | 12-Sep-22   |                     | Fabrication and Delivery Works   |    |    |    |    |    |    |                |    |    |    |              |    |    |    |               |  |  |  |  |  |  |  |  |  |  |
| S2-CB5480   | Fabrication and delivery of steel post and transom for L3 parapet          | 60                | 30                 | 05-Jan-22 A | 12-Sep-22   | 69%                 | Fabrication and delivery of steel post and transom for L3 parapet          |    |    |    |    |    |    |                |    |    |    |              |    |    |    |               |  |  |  |  |  |  |  |  |  |  |
| S2-CB5500   | Fabrication and delivery of steel works for isolation panel                | 80                | 30                 | 13-Nov-21 A | 12-Sep-22   | 68%                 | Fabrication and delivery of steel works for isolation panel                |    |    |    |    |    |    |                |    |    |    |              |    |    |    |               |  |  |  |  |  |  |  |  |  |  |
| <b>Steel Bridge</b>   |  | 339               | 127                | 03-Jan-22 A | 12-Dec-22   |                     |  |    |    |    |    |    |    |                |    |    |    |              |    |    |    |               |  |  |  |  |  |  |  |  |  |  |
| <b>Road Works and Surface Furniture</b>                                 |  | 191               | 68                 | 12-Jan-22 A | 28-Oct-22   |                     | Road Works and Surface Furniture   |    |    |    |    |    |    |                |    |    |    |              |    |    |    |               |  |  |  |  |  |  |  |  |  |  |
| <b>Road Works and Surface Furniture</b>                                 |  | 182               | 68                 | 12-Jan-22 A | 28-Oct-22   |                     | Road Works and Surface Furniture   |    |    |    |    |    |    |                |    |    |    |              |    |    |    |               |  |  |  |  |  |  |  |  |  |  |
| S2-RW1013   | Waterproofing for centre reserve   | 25                | 0                  | 10-Jun-22 A | 06-Aug-22 A | 100%                | Waterproofing for centre reserve   |    |    |    |    |    |    |                |    |    |    |              |    |    |    |               |  |  |  |  |  |  |  |  |  |  |
| S2-RW1062   | Installation of lighting cabinet and traffic sign post                     | 28                | 10                 | 12-Jan-22 A | 18-Aug-22   | 90%                 | Installation of lighting cabinet and traffic sign post                     |    |    |    |    |    |    |                |    |    |    |              |    |    |    |               |  |  |  |  |  |  |  |  |  |  |
| S2-RW1067   | Installation of the balustrade   | 45                | 36                 | 28-Jul-22 A | 19-Sep-22   | 10%                 | Installation of the balustrade   |    |    |    |    |    |    |                |    |    |    |              |    |    |    |               |  |  |  |  |  |  |  |  |  |  |
| S2-RW1068   | Waterproofing and soiling for planter type 1 and type 2                    | 15                | 15                 | 08-Aug-22   | 24-Aug-22   | 0%                  | Waterproofing and soiling for planter type 1 and type 2                    |    |    |    |    |    |    |                |    |    |    |              |    |    |    |               |  |  |  |  |  |  |  |  |  |  |
| S2-RW1072   | Paving block laying for footpath   | 50                | 24                 | 08-Jul-22 A | 03-Sep-22   | 75%                 | Paving block laying for footpath   |    |    |    |    |    |    |                |    |    |    |              |    |    |    |               |  |  |  |  |  |  |  |  |  |  |
| S2-RW1074-8   | Waterproofing for north carriageway (part 2 - 50m near Pier E2)            | 4                 | 0                  | 19-Jul-22 A | 25-Jul-22 A | 100%                | Waterproofing for north carriageway (part 2 - 50m near Pier E2)            |    |    |    |    |    |    |                |    |    |    |              |    |    |    |               |  |  |  |  |  |  |  |  |  |  |
| S2-RW1075-7   | MA for north carriageway at Steel Bridge (part 2 - 50m near Pier E2)       | 2                 | 2                  | 18-Aug-22   | 19-Aug-22   | 0%                  | MA for north carriageway at Steel Bridge (part 2 - 50m near Pier E2)       |    |    |    |    |    |    |                |    |    |    |              |    |    |    |               |  |  |  |  |  |  |  |  |  |  |
| S2-RW1076   | SMA for north carriageway at Steel Bridge                                  | 4                 | 4                  | 20-Aug-22   | 24-Aug-22   | 0%                  | SMA for north carriageway at Steel Bridge                                  |    |    |    |    |    |    |                |    |    |    |              |    |    |    |               |  |  |  |  |  |  |  |  |  |  |
| S2-RW1076-1   | MA for south carriageway at Steel Bridge (NCE208, NCE211)                  | 9                 | 9                  | 08-Aug-22   | 17-Aug-22   | 0%                  | MA for south carriageway at Steel Bridge (NCE208, NCE211)                  |    |    |    |    |    |    |                |    |    |    |              |    |    |    |               |  |  |  |  |  |  |  |  |  |  |
| S2-RW1076-5   | SMA for south carriageway at Steel Bridge                                  | 4                 | 4                  | 25-Aug-22   | 29-Aug-22   | 0%                  | SMA for south carriageway at Steel Bridge                                  |    |    |    |    |    |    |                |    |    |    |              |    |    |    |               |  |  |  |  |  |  |  |  |  |  |
| S2-RW1077   | Irrigation system for planter type 2                                       | 12                | 12                 | 30-Aug-22   | 13-Sep-22   | 0%                  | Irrigation system for planter type 2                                       |    |    |    |    |    |    |                |    |    |    |              |    |    |    |               |  |  |  |  |  |  |  |  |  |  |
| S2-RW1078   | Planting works for planter type 1 and 2                                    | 12                | 12                 | 14-Sep-22   | 27-Sep-22   | 0%                  | Planting works for planter type 1 and 2                                    |    |    |    |    |    |    |                |    |    |    |              |    |    |    |               |  |  |  |  |  |  |  |  |  |  |
| S2-RW1078-2   | Installation of cycle race and dressing works of cycle track               | 25                | 25                 | 14-Sep-22   | 14-Oct-22   | 0%                  | Installation of cycle race and dressing works of cycle track               |    |    |    |    |    |    |                |    |    |    |              |    |    |    |               |  |  |  |  |  |  |  |  |  |  |
| S2-RW1160   | Installation of L3 railing post  | 16                | 7                  | 28-Jul-22 A | 15-Aug-22   | 75%                 | Installation of L3 railing post  |    |    |    |    |    |    |                |    |    |    |              |    |    |    |               |  |  |  |  |  |  |  |  |  |  |
| S2-RW1160-1   | Installation of L3 railing   | 30                | 30                 | 30-Aug-22   | 06-Oct-22   | 0%                  | Installation of L3 railing   |    |    |    |    |    |    |                |    |    |    |              |    |    |    |               |  |  |  |  |  |  |  |  |  |  |
| S2-RW1202   | Installation of isolation PMMA panel                                       | 20                | 20                 | 30-Aug-22   | 22-Sep-22   | 0%                  | Installation of isolation PMMA panel                                       |    |    |    |    |    |    |                |    |    |    |              |    |    |    |               |  |  |  |  |  |  |  |  |  |  |
| S2-RW1210   | Remaining Works for steel bridge   | 12                | 12                 | 15-Oct-22   | 28-Oct-22   | 0%                  | Remaining Works for steel bridge   |    |    |    |    |    |    |                |    |    |    |              |    |    |    |               |  |  |  |  |  |  |  |  |  |  |
| <b>Fabrication and Delivery Works</b>                                   |  | 60                | 30                 | 07-Mar-22 A | 12-Sep-22   |                     | Fabrication and Delivery Works   |    |    |    |    |    |    |                |    |    |    |              |    |    |    |               |  |  |  |  |  |  |  |  |  |  |
| S2-CB5540   | Fabrication and delivery of steel post and transom for L3 parapet          | 60                | 30                 | 07-Mar-22 A | 12-Sep-22   | 69%                 | Fabrication and delivery of steel post and transom for L3 parapet          |    |    |    |    |    |    |                |    |    |    |              |    |    |    |               |  |  |  |  |  |  |  |  |  |  |
| <b>Welding &amp; Painting Works</b>                                     |  | 230               | 60                 | 03-Jan-22 A | 19-Oct-22   |                     | Welding & Painting Works   |    |    |    |    |    |    |                |    |    |    |              |    |    |    |               |  |  |  |  |  |  |  |  |  |  |
| <b>Painting of the Ring Weld</b>  |  | 207               | 60                 | 08-Jan-22 A | 19-Oct-22   |                     | Painting of the Ring Weld  |    |    |    |    |    |    |                |    |    |    |              |    |    |    |               |  |  |  |  |  |  |  |  |  |  |
| S2-SB2072   | Top coating of the steel deck (east span) (NCE No.181)                     | 75                | 6                  | 08-Jan-22 A | 25-Aug-22   | 80%                 | Top coating of the steel deck (east span) (NCE No.181)                     |    |    |    |    |    |    |                |    |    |    |              |    |    |    |               |  |  |  |  |  |  |  |  |  |  |
| S2-SB2076   | Top coating of the steel deck (west span) (NCE No.181)                     | 75                | 6                  | 08-Jan-22 A | 25-Aug-22   | 80%                 | Top coating of the steel deck (west span) (NCE No.181)                     |    |    |    |    |    |    |                |    |    |    |              |    |    |    |               |  |  |  |  |  |  |  |  |  |  |
| S2-SB2080   | Top coating of the steel deck (main span) (NCE No.181)                     | 98                | 40                 | 08-Jan-22 A | 23-Sep-22   | 70%                 | Top coating of the steel deck (main span) (NCE No.181)                     |    |    |    |    |    |    |                |    |    |    |              |    |    |    |               |  |  |  |  |  |  |  |  |  |  |
| S2-SB2100   | Painting repair of the arch rib (Internal)                                 | 45                | 17                 | 07-Apr-22 A | 26-Aug-22   | 80%                 | Painting repair of the arch rib (Internal)                                 |    |    |    |    |    |    |                |    |    |    |              |    |    |    |               |  |  |  |  |  |  |  |  |  |  |
| S2-SB2105   | Painting repair of the arch rib (External) (south rib)                     | 25                | 25                 | 24-Aug-22   | 22-Sep-22   | 0%                  | Painting repair of the arch rib (External) (south rib)                     |    |    |    |    |    |    |                |    |    |    |              |    |    |    |               |  |  |  |  |  |  |  |  |  |  |
| S2-SB2300   | Painting repair of the arch rib (External) (north rib)                     | 20                | 19                 | 02-Aug-22 A | 19-Oct-22   | 2%                  | Painting repair of the arch rib (External) (north rib)                     |    |    |    |    |    |    |                |    |    |    |              |    |    |    |               |  |  |  |  |  |  |  |  |  |  |
| <b>Removal of the Temporary Supports at W1 &amp; E1</b>                 |  | 180               | 10                 | 03-Jan-22 A | 18-Aug-22   |                     | Removal of the Temporary Supports at W1 & E1                               |    |    |    |    |    |    |                |    |    |    |              |    |    |    |               |  |  |  |  |  |  |  |  |  |  |
| S2-SB2220   | Removal of the temporary supports at W1                                    | 10                | 5                  | 04-Jan-22 A | 12-Aug-22   | 70%                 | Removal of the temporary supports at W1                                    |    |    |    |    |    |    |                |    |    |    |              |    |    |    |               |  |  |  |  |  |  |  |  |  |  |
| S2-SB2240   | Removal of the temporary supports at W2                                    | 10                | 10                 | 08-Aug-22   | 18-Aug-22   | 0%                  | Removal of the temporary supports at W2                                    |    |    |    |    |    |    |                |    |    |    |              |    |    |    |               |  |  |  |  |  |  |  |  |  |  |
| S2-SB2260   | Removal of the temporary supports at E1                                    | 10                | 4                  | 03-Jan-22 A | 11-Aug-22   | 70%                 | Removal of the temporary supports at E1                                    |    |    |    |    |    |    |                |    |    |    |              |    |    |    |               |  |  |  |  |  |  |  |  |  |  |
| S2-SB2280   | Removal of the temporary supports at E2                                    | 10                | 10                 | 08-Aug-22   | 18-Aug-22   | 0%                  | Removal of the temporary supports at E2                                    |    |    |    |    |    |    |                |    |    |    |              |    |    |    |               |  |  |  |  |  |  |  |  |  |  |
| <b>Construction of Steel-Concrete Transition Zone</b>                   |  | 1                 | 0                  | 01-Aug-22 A | 03-Aug-22 A |                     | Construction of Steel-Concrete Transition Zone                             |    |    |    |    |    |    |                |    |    |    |              |    |    |    |               |  |  |  |  |  |  |  |  |  |  |
| <b>Construction of the west side transition</b>                         |  | 1                 | 0                  | 01-Aug-22 A | 03-Aug-22 A |                     | Construction of the west side transition                                   |    |    |    |    |    |    |                |    |    |    |              |    |    |    |               |  |  |  |  |  |  |  |  |  |  |
| S2-CT1100   | Removal of the temporary jacks from the Pier W2                            | 1                 | 0                  | 01-Aug-22 A | 03-Aug-22 A | 100%                | Removal of the temporary jacks from the Pier W2                            |    |    |    |    |    |    |                |    |    |    |              |    |    |    |               |  |  |  |  |  |  |  |  |  |  |
| <b>Construction of the east side transition</b>                         |  | 1                 | 0                  | 01-Aug-22 A | 03-Aug-22 A |                     | Construction of the east side transition                                   |    |    |    |    |    |    |                |    |    |    |              |    |    |    |               |  |  |  |  |  |  |  |  |  |  |
| S2-CT1220   | Removal of the temporary jacks from the Pier E2                            | 1                 | 0                  | 01-Aug-22 A | 03-Aug-22 A | 100%                | Removal of the temporary jacks from the Pier E2                            |    |    |    |    |    |    |                |    |    |    |              |    |    |    |               |  |  |  |  |  |  |  |  |  |  |
| <b>Associated, E&amp;M Works for CBL Main Bridge and Marine Viaduct</b> |  | 217               | 127                | 18-Apr-22 A | 12-Dec-22   |                     |  |    |    |    |    |    |    |                |    |    |    |              |    |    |    |               |  |  |  |  |  |  |  |  |  |  |
| <b>UBG and AIC</b>  |  | 71                | 71                 | 02-Aug-22 A | 01-Nov-22   |                     | UBG and AIC  |    |    |    |    |    |    |                |    |    |    |              |    |    |    |               |  |  |  |  |  |  |  |  |  |  |
| <b>AIC</b>  |  | 71                | 71                 | 02-Aug-22 A | 01-Nov-22   |                     | AIC  |    |    |    |    |    |    |                |    |    |    |              |    |    |    |               |  |  |  |  |  |  |  |  |  |  |
| S2-EM1330   | Preparation works for Internal test for Arch Inspection Cradle (south rib) | 14                | 7                  | 02-Aug-22 A | 15-Aug-22   | 0%                  | Preparation works for Internal test for Arch Inspection Cradle (south rib) |    |    |    |    |    |    |                |    |    |    |              |    |    |    |               |  |  |  |  |  |  |  |  |  |  |
| S2-EM1330-1   | Internal test for Arch Inspection Cradle (for south rib)                   | 7                 | 7                  | 16-Aug-22   | 23-Aug-22   | 0%                  | Internal test for Arch Inspection Cradle (for south rib)                   |    |    |    |    |    |    |                |    |    |    |              |    |    |    |               |  |  |  |  |  |  |  |  |  |  |
| S2-EM1340   | Testing of the AIC (for south rib)   | 30                | 30                 | 24-Aug-22   | 28-Sep-22   | 0%                  | Testing of the AIC (for south rib)   |    |    |    |    |    |    |                |    |    |    |              |    |    |    |               |  |  |  |  |  |  |  |  |  |  |

█ Remaining Level of Effort    █ Critical Remaining Work  
█ Actual Work                      ◆ Milestone  
█ Remaining Work                      ▶ Summary

### Three Month Rolling Programme (August 2022 - November 2022)

| Date      | Revision               | Checked | Approved |
|-----------|------------------------|---------|----------|
| 08-Aug-22 | 3MRP (Aug 22 - Nov 22) |         |          |







| Activity ID  | Activity Name   | Original Duration | Remaining Duration | Start       | Finish      | Physical % Complete | August 2022   |    |    |    |    |    |    | September 2022 |    |    |    | October 2022 |    |    |    | November 2022 |  |  |
|--|---|-------------------|--------------------|-------------|-------------|---------------------|---|----|----|----|----|----|----|----------------|----|----|----|--------------|----|----|----|---------------|--|--|
|  |   |                   |                    |             |             |                     | 24  | 31 | 07 | 14 | 21 | 28 | 04 | 11             | 18 | 25 | 02 | 09           | 16 | 23 | 30 | 06            |  |  |
| <b>Steel Deck Cell at Piers E1-E2 East Side Span Deck</b>                        |   |                   |                    |             |             |                     |   |    |    |    |    |    |    |                |    |    |    |              |    |    |    |               |  |  |
| S1-EM1460  | Steel Deck Cell at Piers W1-W2 West Side Span - small cable wiring work (Shortage of worker affected by COVID-19) | 60                | 0                  | 31-Jan-22 A | 28-Jul-22 A | 100%                | Steel Deck Cell at Piers W1-W2 West Side Span - small cable wiring work (Shortage of worker affected by COVID-19) |    |    |    |    |    |    |                |    |    |    |              |    |    |    |               |  |  |
| S1-EM1480  | Testing & Commissioning   | 30                | 30                 | 08-Nov-22   | 07-Dec-22   | 0%                  |   |    |    |    |    |    |    |                |    |    |    |              |    |    |    |               |  |  |
| <b>Dehumidification System at Piers W1-E1</b>                                    |   |                   |                    |             |             |                     |   |    |    |    |    |    |    |                |    |    |    |              |    |    |    |               |  |  |
| S1-EM1500  | Installation of Dehumidification System at Piers W1-E1  | 30                | 30                 | 26-Aug-22   | 30-Sep-22   | 0%                  |   |    |    |    |    |    |    |                |    |    |    |              |    |    |    |               |  |  |
| <b>Gantry Lighting Installation at Piers W2 &amp; E3</b>                         |   |                   |                    |             |             |                     |   |    |    |    |    |    |    |                |    |    |    |              |    |    |    |               |  |  |
| S1-EM1520  | Gantry Lighting Installation at Piers W2 & E3   | 47                | 20                 | 30-Jun-22 A | 30-Aug-22   | 35%                 |   |    |    |    |    |    |    |                |    |    |    |              |    |    |    |               |  |  |
| <b>17M Information Sign Lighting Installation at Piers W1-E1</b>                 |   |                   |                    |             |             |                     |   |    |    |    |    |    |    |                |    |    |    |              |    |    |    |               |  |  |
| S2-EM3020  | 17M Information Sign Lighting Installation at Piers W1-E1   | 50                | 50                 | 01-Sep-22   | 01-Nov-22   | 0%                  |   |    |    |    |    |    |    |                |    |    |    |              |    |    |    |               |  |  |
| <b>Section 3 of the Works-Comprises All of the Landscape Works</b>               |   |                   |                    |             |             |                     |   |    |    |    |    |    |    |                |    |    |    |              |    |    |    |               |  |  |
| S3-LW2000  | Landscape works for CBL bridge  | 50                | 50                 | 14-Sep-22   | 12-Nov-22   | 0%                  |   |    |    |    |    |    |    |                |    |    |    |              |    |    |    |               |  |  |
| S3-LW2020  | Landscape works for TKO-LTT bridge  | 35                | 35                 | 21-Sep-22   | 02-Nov-22   | 0%                  |   |    |    |    |    |    |    |                |    |    |    |              |    |    |    |               |  |  |
| <b>Section 5 of the Works-All Works within Portion V (CBL E&amp;M Plantroom)</b> |   |                   |                    |             |             |                     |   |    |    |    |    |    |    |                |    |    |    |              |    |    |    |               |  |  |
| <b>Remaining Work</b>  |   |                   |                    |             |             |                     |   |    |    |    |    |    |    |                |    |    |    |              |    |    |    |               |  |  |
| S5-PR2300  | T&C for all systems after connection from plantroom to the bridge (incl. 15 days TRA)                             | 76                | 76                 | 08-Nov-22   | 03-Feb-23   | 0%                  |   |    |    |    |    |    |    |                |    |    |    |              |    |    |    |               |  |  |
| <b>Major Services System</b>   |   |                   |                    |             |             |                     |   |    |    |    |    |    |    |                |    |    |    |              |    |    |    |               |  |  |
| <b>Electrical System</b>   |   |                   |                    |             |             |                     |   |    |    |    |    |    |    |                |    |    |    |              |    |    |    |               |  |  |
| <b>UPS Room</b>  |   |                   |                    |             |             |                     |   |    |    |    |    |    |    |                |    |    |    |              |    |    |    |               |  |  |
| S5-PR2580  | UPS Installation (Including E&M Work)   | 26                | 21                 | 17-Jun-22 A | 31-Aug-22   | 55%                 |   |    |    |    |    |    |    |                |    |    |    |              |    |    |    |               |  |  |
| S5-PR2620  | UPS SAT & Testing and Commissioning   | 20                | 20                 | 01-Sep-22   | 24-Sep-22   | 0%                  |   |    |    |    |    |    |    |                |    |    |    |              |    |    |    |               |  |  |
| S5-PR2640  | Accomplish of UPS Installation  | 0                 | 0                  |             | 24-Sep-22   | 0%                  |   |    |    |    |    |    |    |                |    |    |    |              |    |    |    |               |  |  |
| <b>Main Cable Laying (from Stormwater Plant Room to Main Bridge)</b>             |   |                   |                    |             |             |                     |   |    |    |    |    |    |    |                |    |    |    |              |    |    |    |               |  |  |
| S5-PR3540  | Main cable laying at Main Bridge at Portion VI (NCE198 -Delay Access to Portion VI)                               | 50                | 50                 | 09-Aug-22   | 08-Oct-22   | 0%                  |   |    |    |    |    |    |    |                |    |    |    |              |    |    |    |               |  |  |
| S5-PR3560  | Main cable termination (inside LV switchband)   | 25                | 25                 | 10-Oct-22   | 07-Nov-22   | 0%                  |   |    |    |    |    |    |    |                |    |    |    |              |    |    |    |               |  |  |
| S5-PR3600  | Power energization  | 0                 | 0                  |             | 07-Nov-22   | 0%                  |   |    |    |    |    |    |    |                |    |    |    |              |    |    |    |               |  |  |

█ Remaining Level of Effort    █ Critical Remaining Work  
█ Actual Work    ◆ Milestone  
█ Remaining Work    ⇨ Summary

**Three Month Rolling Programme (August 2022 - November 2022)**

|           |                        |         |          |
|-----------|------------------------|---------|----------|
| Date      | Revision               | Checked | Approved |
| 08-Aug-22 | 3MRP (Aug 22 - Nov 22) |         |          |

## **Contract 2**









Activity ID | Activity Name | Original Duration | Actual Duration | Remaining Duration | Calendar | Start | Finish | Late Start | Late Finish | Total Float | TRA | Activity % Complete | 2022 (Oct-Aug) | 2023 (Jan-Aug) | ...

Legend for work status: Actual Level of Effort, Actual Work, Remaining Work, Critical Remaining Work, Milestone, summary.

CEDD 土木工程拓展署 Civil Engineering and Development Department. Contract No.: NE/2017/08 Cross Bay Link, Tseung Kwan O Road D9 and Associated Works. Page 13 of 26.



Revision table with columns: Date, Revision, Checked, Approved. Includes entries for 08-Mar-21, 08-May-21, 08-Jul-21, and 16-Sep-21.





Main data table with columns: Activity ID, Activity Name, Original Duration, Actual Duration, Remaining Duration, Calendar, Start, Finish, Late Start, Late Finish, Total Float, TRR, Activity % Complete, and monthly progress bars for 2022 and 2023.

Legend for activity status: Actual Level of Effort, Actual Work, Remaining Work, Critical Remaining Work, Milestone, summary.



Contract No.: NE/2017/08 Cross Bay Link, Tseung Kwan O Road D9 and Associated Works Page 15 of 26



Table with 4 columns: Date, Revision, Checked, Approved. Contains update records from 08-Mar-21 to 16-Sep-21.



Main project schedule table with columns for Activity ID, Activity Name, Original/Actual/Remaining Duration, Calendar, Start/Finish/Late dates, Total Float, TPA, Activity % Complete, and monthly progress for 2022 and 2023. Includes a Gantt chart on the right side.

Legend for activity status: Actual Level of Effort, Actual Work, Remaining Work, Critical Remaining Work. Milestone summary symbols.



Revision table with columns: Date, Revision, Checked, Approved. Entries include monthly updates from 2021 and an acceleration programme in 2021.















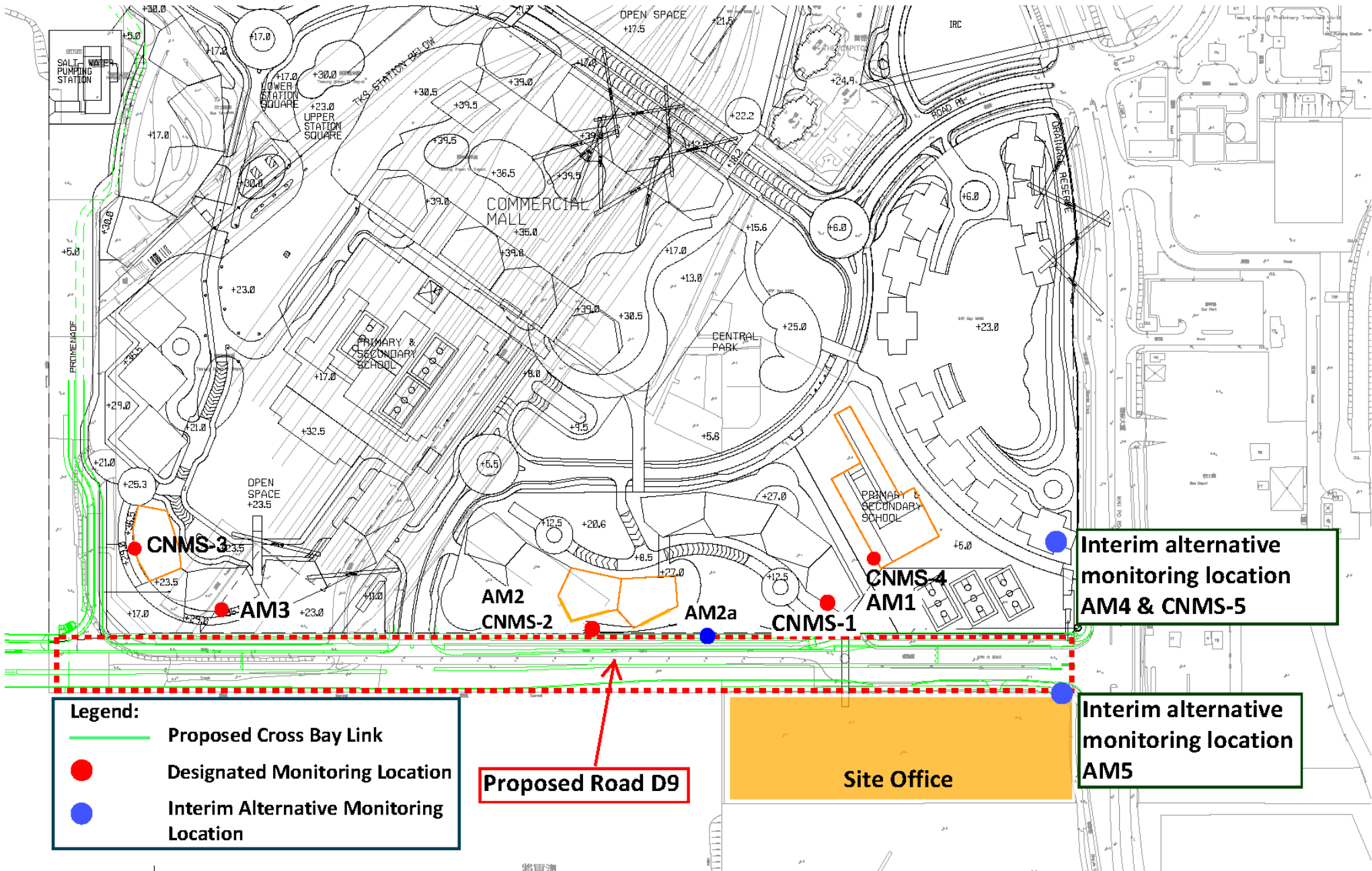




**Appendix D**

**Monitoring Location  
(Air Quality, Noise and Water Quality)**





**Legend:**

- Proposed Cross Bay Link
- Designated Monitoring Location
- Interim Alternative Monitoring Location

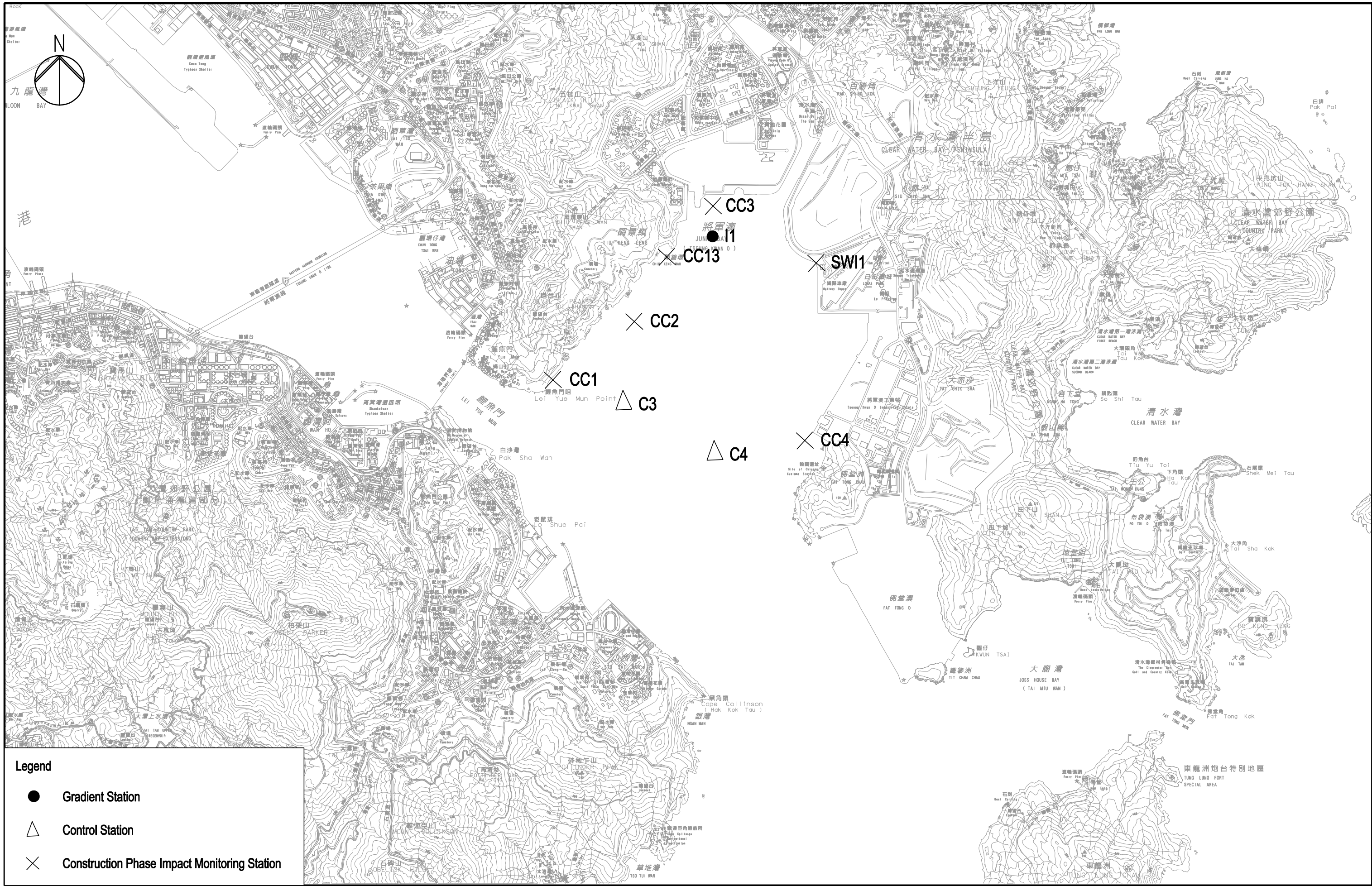
**Proposed Road D9**

**Site Office**

**Interim alternative monitoring location AM4 & CNMS-5**

**Interim alternative monitoring location AM5**





**Legend**

- Gradient Station
- △ Control Station
- × Construction Phase Impact Monitoring Station

3/1/2013  
 H:\CDMA\4  
 C:\temp\p020506-04\map\20120923\_BAU\WQ\_001.dwg  
 Drawn by: GL  
 Plotted by:

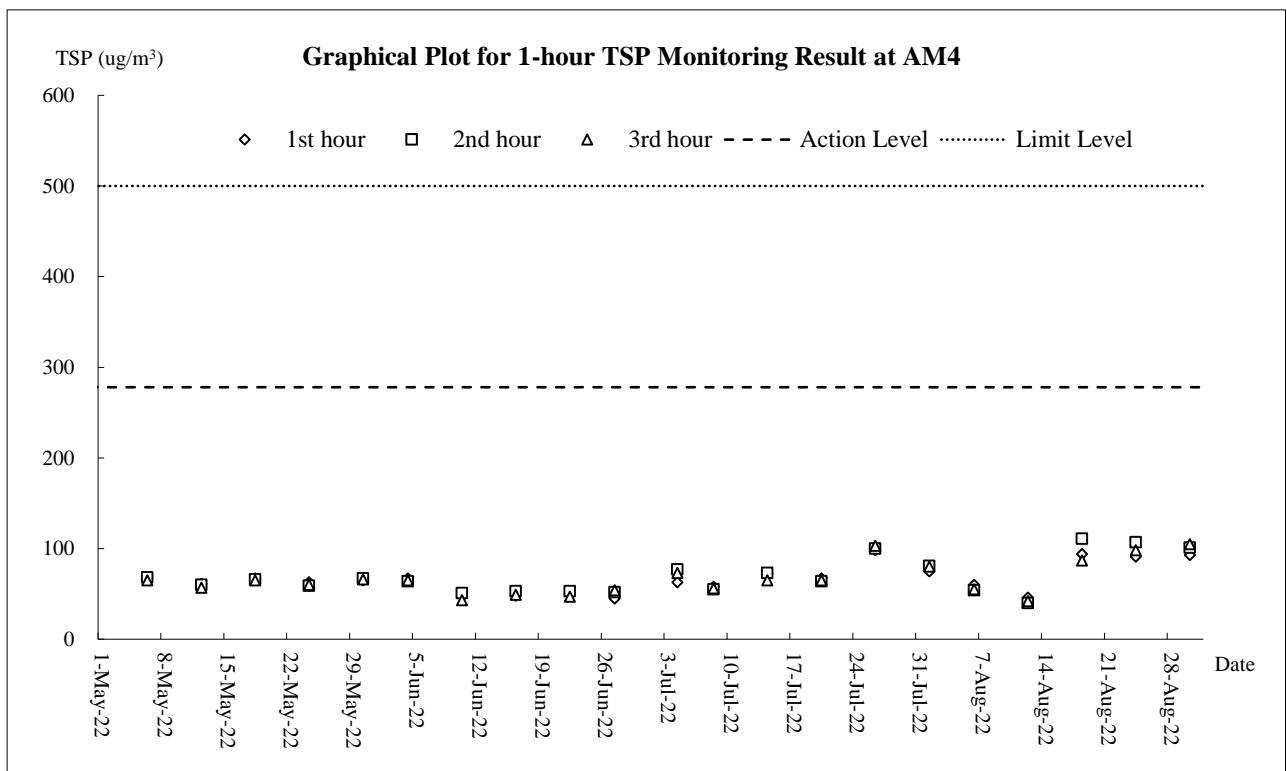
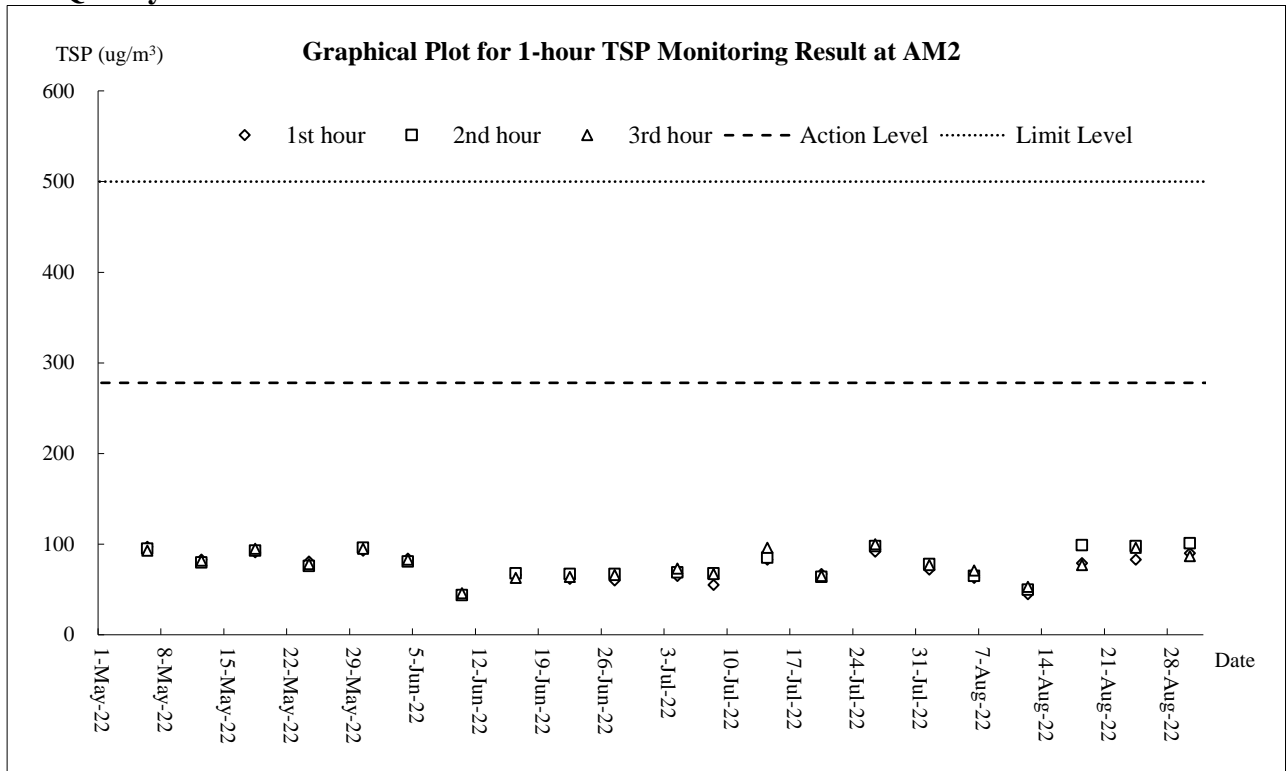
|      |  |      |  |   |  |                         |   |
|------|--|------|--|---|--|-------------------------|---|
|      | 土木工程拓展署<br>Civil Engineering and<br>Development Department |      | Job Title<br><b>Agreement No. CE 43/2008(HY)</b><br><b>Cross Bay Link, Tseung Kwan O - Investigation</b> | Drawing Title<br><b>Locations of Water Quality<br/>         Monitoring Stations</b> | Drawn<br>GL                                      | Date<br>03/13           | Drawing No.<br><b>209506/EMA/WQ/001</b> |
|      |  |      |  |   | C THIRD ISSUE<br>B SECOND ISSUE<br>A FIRST ISSUE | 03/13<br>01/13<br>03/11 |   |
| Rev. | Description  | Date | Scale<br>1:30000 (A3)  |   | Status<br>FINAL                                  | Rev.<br>C               |   |



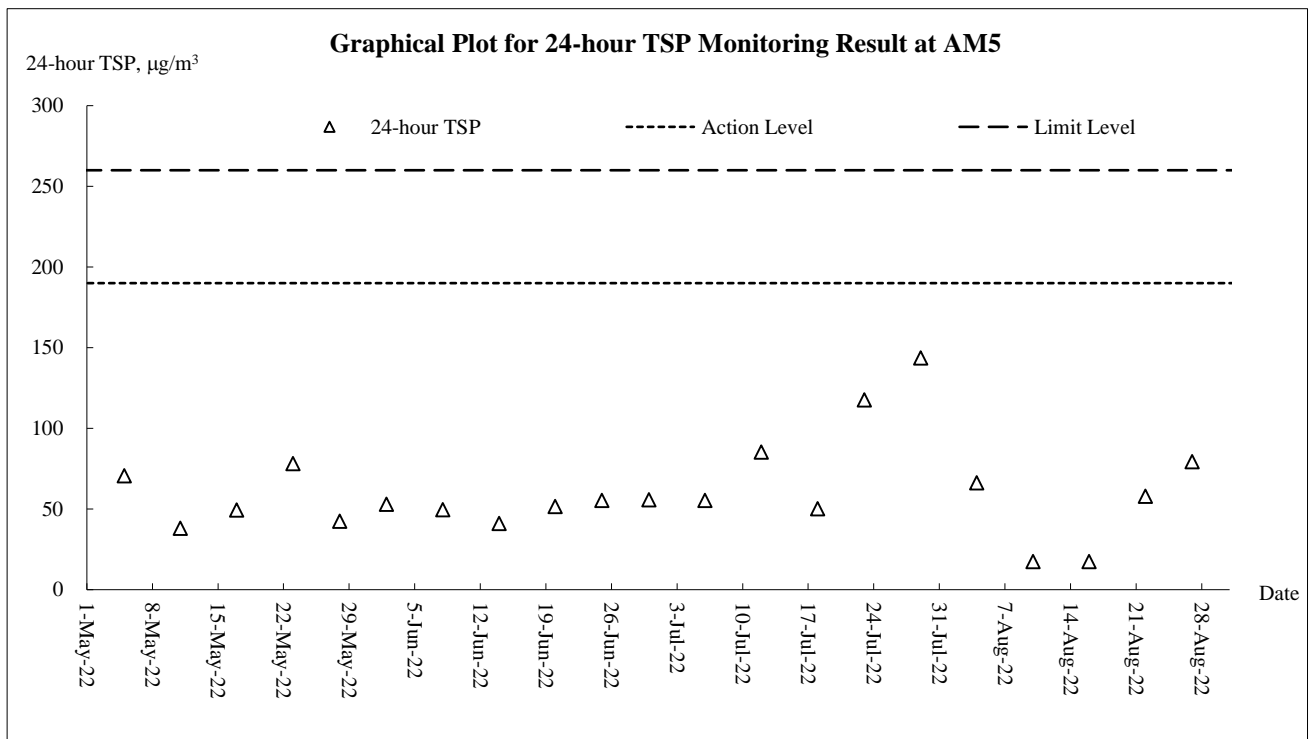
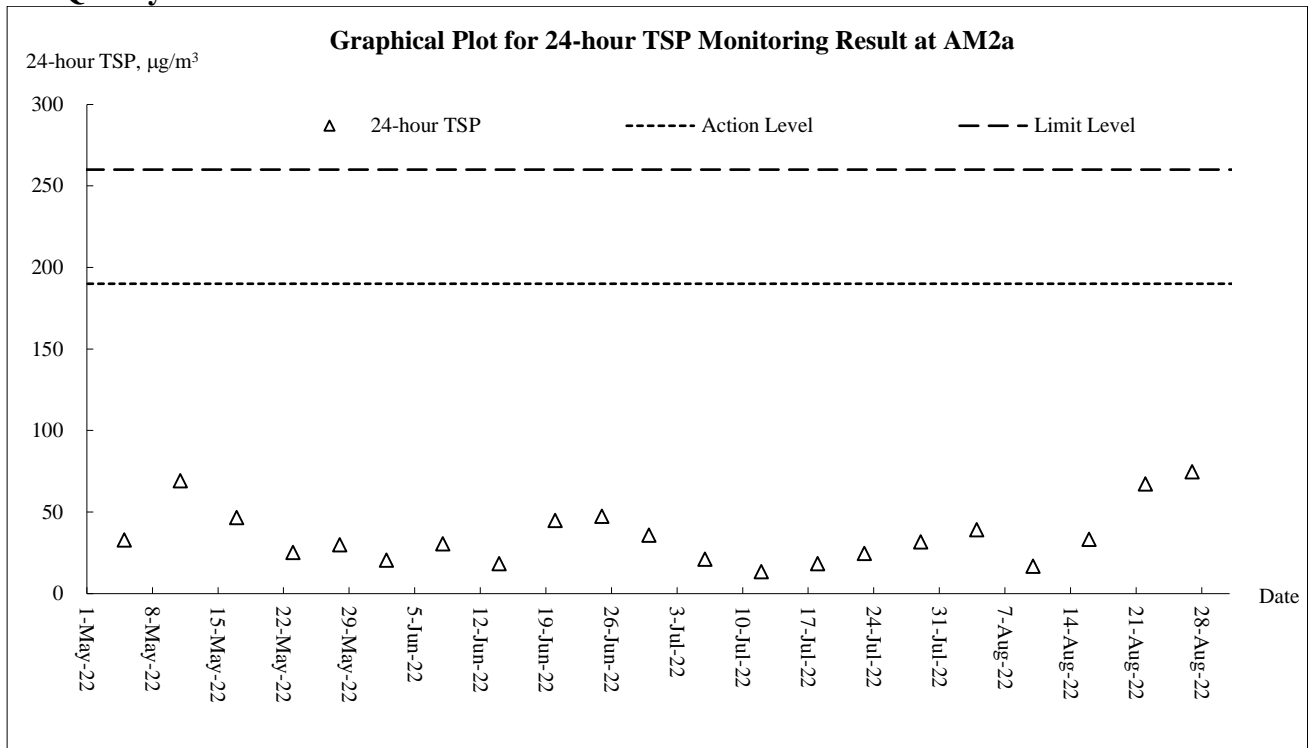
## **Appendix E**

### **Graphical Plots of Monitoring Results**

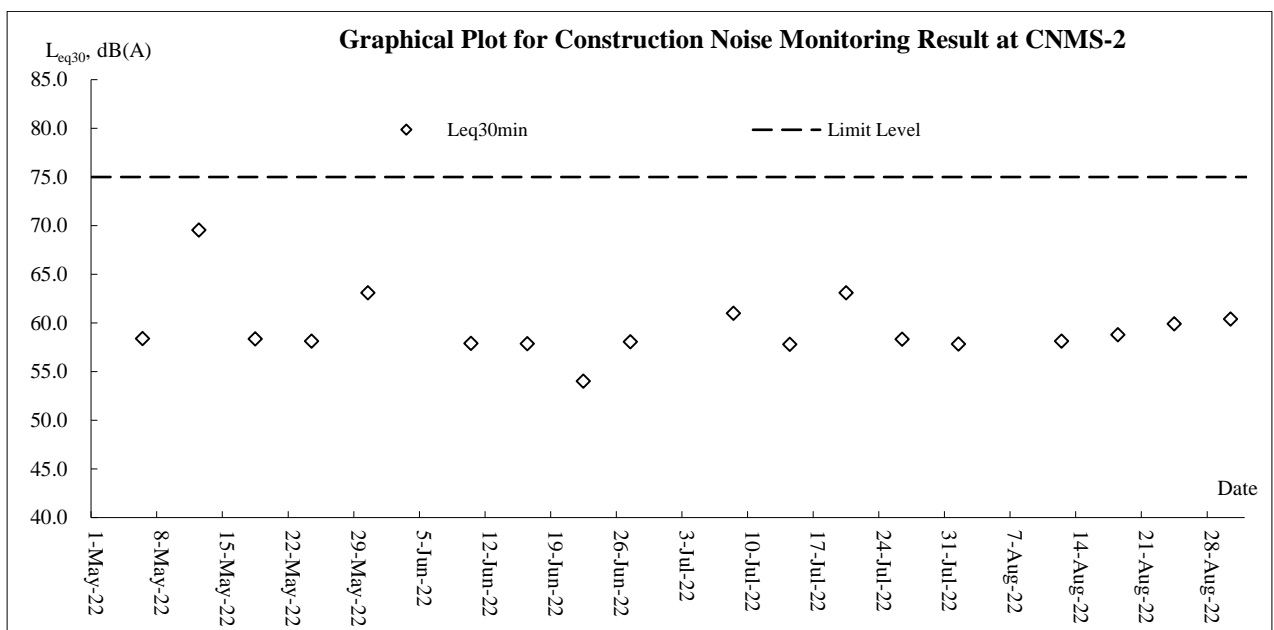
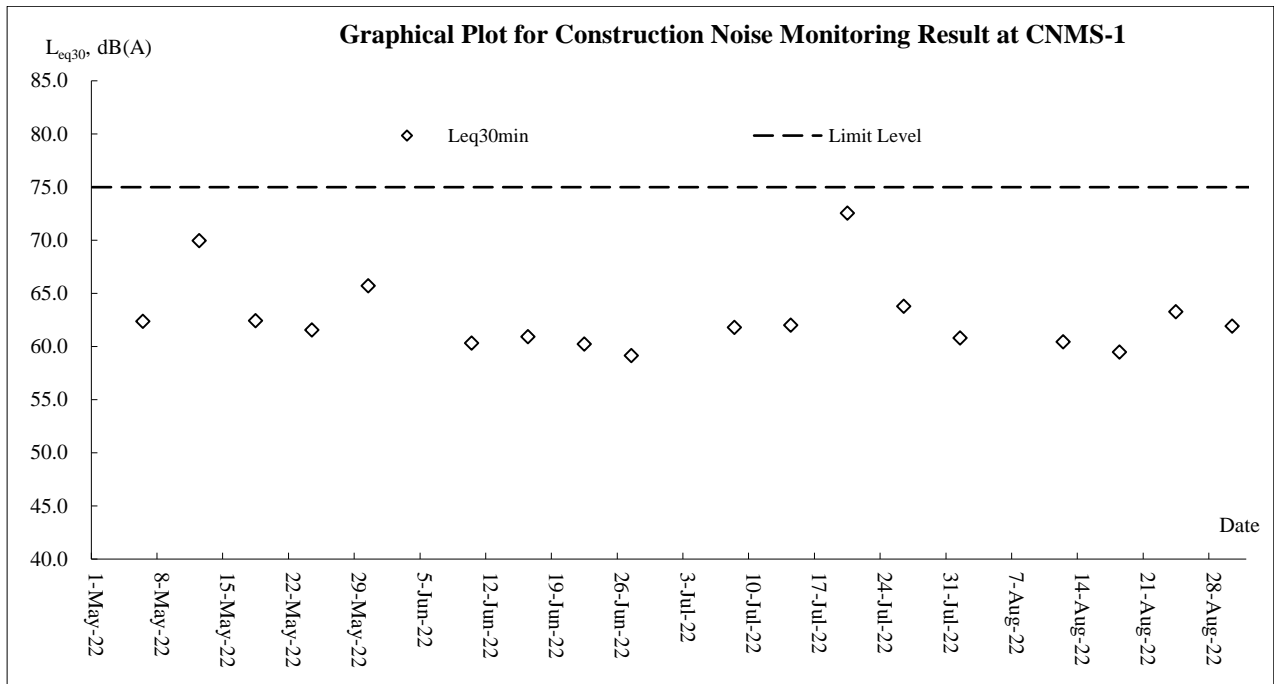
### Air Quality – 1 Hour TSP

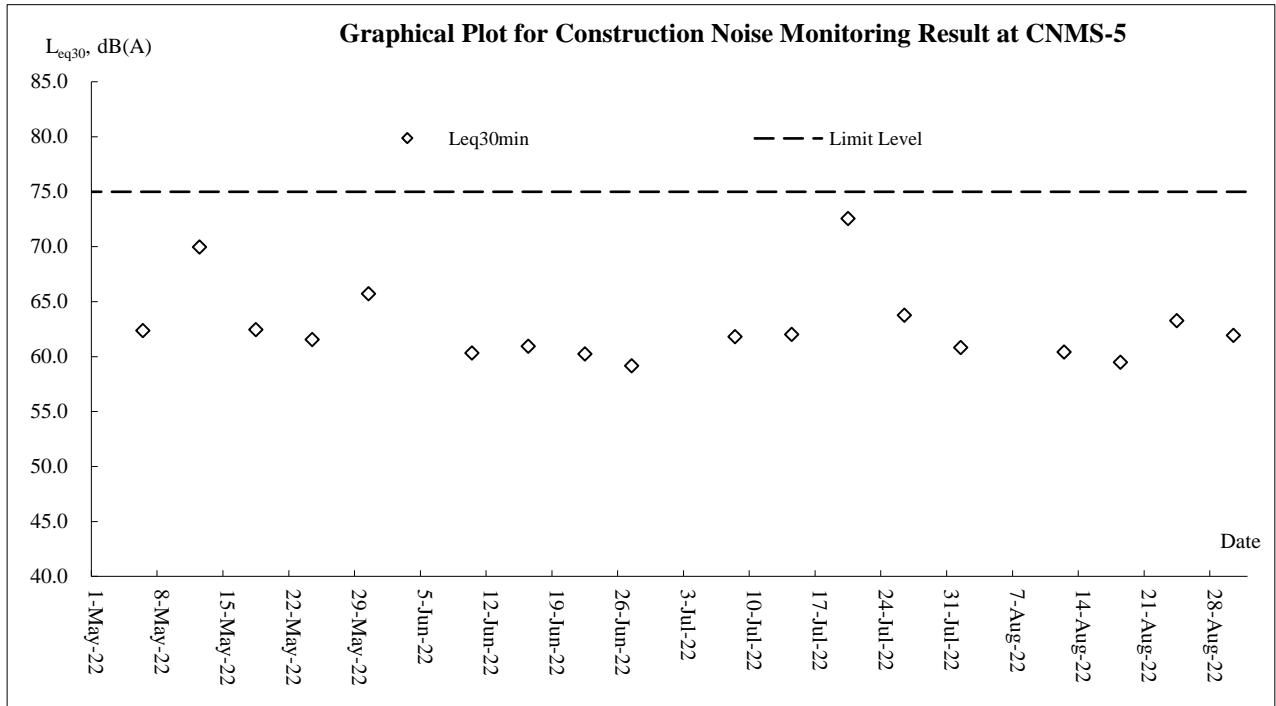


### Air Quality - 24-Hour TSP



### Construction Noise







## **Appendix F**

### **Meteorological Information**

### The weather of June 2022

June 2022 was characterized by cloudy and showery weather during the first three weeks and most of the time sunny and very hot weather for the rest of the month. Overall, the month was cloudier than usual. The mean amount of cloud in the month was 83 percent, about 6 percent above the normal of 77 percent for June. The duration of bright sunshine in the month was 116.1 hours, about 20 percent below the normal figure of 144.3 hours. The monthly mean temperature was 28.6 degrees, 0.3 degree above the normal figure of 28.3 degrees. As for monthly rainfall, while more than 450 millimetres of rainfall were recorded over Tsuen Wan, Tai Po and Sai Kung Districts, the monthly rainfall recorded at the Observatory was only 349.2 millimetres, about 29 percent below the normal of 491.5 millimetres. The accumulated rainfall recorded in the first half of the year was 1054.5 millimetres, a deficit of about 3 percent compared to the normal of 1082.5 millimetres for the same period.

### The weather of July 2022

With a stronger than usual subtropical ridge persisting over southern China and bringing prolonged high temperature weather to the region in the month, July 2022 was the hottest month in Hong Kong since records began in 1884, breaking the previous record set in July 2020. The monthly mean temperature of 30.3 degrees and monthly mean minimum temperature of 28.4 degrees were 1.4 degrees and 1.5 degrees above their normals and both were the highest of the correspondingly monthly mean values on record. Moreover, the monthly mean maximum temperature of 33.3 degrees was 1.7 degrees above the normal and one of the highest on record. There were 10 days with daily maximum temperatures at the Hong Kong Observatory equal to or higher than 35.0 degrees, the highest number in a month on record and also breaking the record for a year. With a total of 25 hot nights, July 2022 was the month with the highest number of hot nights on record and the 21 consecutive hot nights that started from 9 July also set a new record. Moreover, there were 21 very hot days in the month, the highest number of very hot days in a month on record. With fine weather prevailing for most of the time in the month, July 2022 was also much drier than usual. The total monthly rainfall was only 158.5 millimetres, about 41 percent of the normal figure of 385.8 millimetres. The accumulated rainfall for the first seven months of the year was 1213.0 millimetres, about 17 percent below the normal figure of 1468.2 millimetres.

### The weather of August 2022

Mainly attributed to the rainfall associated with the tropical cyclone activity over the northern part of the South China Sea, the month was wetter than usual with the monthly rainfall of 614.8 millimetres, about 36 percent more than the normal figure of 453.2 millimetres. The accumulated rainfall recorded in the first eight months of the year was 1 827.8 millimetres, about 5 percent below the normal figure of 1 921.5 millimetres for the same period. The monthly mean temperature of 28.8 degrees was near the normal figure of 28.7 degrees. Owing to the record-breaking high temperature weather in July 2022, the summer of this year from June to August was much hotter than usual. The mean temperature of 29.2 degrees was one of the fourth highest on record for the same period.

\*The detailed meteorological data for each successive day can be referred to in the Monthly EM&A Reports (June 2022, July 2022 and August 2022.)

**Appendix G**

**Waste Flow Table**

## **Contract 1**

## Monthly Summary Waste Flow Table for 2022 (year)

Name of Person completing the record: Sedo Sze (EO)

Project : Cross Bay Link, TKO, Main Bridge and Associated Works

Contract No.: NE/2017/07

| Month     | Actual Quantities of Inert C&D Materials Generated Monthly |                                     |                          |                          |                          |                          | Actual Quantities of C&D Wastes Generated Monthly |                            |                          |                |                             |
|-----------|--|-------------------------------------|--------------------------|--------------------------|--------------------------|--------------------------|---|----------------------------|--------------------------|----------------|-----------------------------|
|           | Total Quantity Generated                                   | Hard Rock and Large Broken Concrete | Reused in the Contract   | Reused in other Projects | Disposed as Public Fill  | Imported Fill            | Metals  | Paper/ cardboard packaging | Plastics<br>(see Note 3) | Chemical Waste | Others, e.g. general refuse |
|           | (in '000m <sup>3</sup> )                                   | (in '000m <sup>3</sup> )            | (in '000m <sup>3</sup> ) | (in '000m <sup>3</sup> ) | (in '000m <sup>3</sup> ) | (in '000m <sup>3</sup> ) | (in '000 kg)                                      | (in '000kg)                | (in '000kg)              | (in '000kg)    | (in '000 m <sup>3</sup> )   |
| Jan       | 0.162  | 0.000                               | 0.000                    | 0.000                    | 0.162                    | 0.000                    | 0.000   | 0.171                      | 0.000                    | 0.000          | 0.768                       |
| Feb       | 0.066  | 0.000                               | 0.000                    | 0.000                    | 0.066                    | 0.000                    | 0.000   | 0.210                      | 0.000                    | 0.000          | 0.513                       |
| Mar       | 0.306  | 0.000                               | 0.000                    | 0.000                    | 0.306                    | 0.000                    | 0.000   | 0.163                      | 0.000                    | 0.000          | 0.750                       |
| Apr       | 0.126  | 0.000                               | 0.000                    | 0.000                    | 0.126                    | 0.000                    | 0.000   | 0.182                      | 0.000                    | 0.000          | 0.552                       |
| May       | 0.054  | 0.000                               | 0.000                    | 0.000                    | 0.054                    | 0.000                    | 0.000   | 0.194                      | 0.000                    | 0.000          | 0.600                       |
| Jun       | 0.306  | 0.000                               | 0.000                    | 0.000                    | 0.306                    | 0.000                    | 0.000   | 0.158                      | 0.000                    | 0.000          | 0.439                       |
| Sub-total | 1.020  | 0.000                               | 0.000                    | 0.000                    | 1.020                    | 0.000                    | 0.000   | 1.078                      | 0.000                    | 0.000          | 3.623                       |
| Jul       | 0.102  | 0.000                               | 0.000                    | 0.000                    | 0.102                    | 0.000                    | 0.000   | 0.204                      | 0.000                    | 0.000          | 0.422                       |
| Aug       | 0.246  | 0.000                               | 0.000                    | 0.000                    | 0.246                    | 0.000                    | 0.000   | 0.168                      | 0.000                    | 0.000          | 0.784                       |
| Sep       | 0.000  | 0.000                               | 0.000                    | 0.000                    | 0.000                    | 0.000                    | 0.000   | 0.000                      | 0.000                    | 0.000          | 0.000                       |
| Oct       | 0.000  | 0.000                               | 0.000                    | 0.000                    | 0.000                    | 0.000                    | 0.000   | 0.000                      | 0.000                    | 0.000          | 0.000                       |
| Nov       | 0.000  | 0.000                               | 0.000                    | 0.000                    | 0.000                    | 0.000                    | 0.000   | 0.000                      | 0.000                    | 0.000          | 0.000                       |
| Dec       | 0.000  | 0.000                               | 0.000                    | 0.000                    | 0.000                    | 0.000                    | 0.000   | 0.000                      | 0.000                    | 0.000          | 0.000                       |
| Total     | 1.368  | 0.000                               | 0.000                    | 0.000                    | 1.368                    | 0.000                    | 0.000   | 1.450                      | 0.000                    | 0.000          | 4.829                       |

Note:

1. For non-inert portion of C&D material, assume the density of 1 m<sup>3</sup> general refuse is equal to 200 kg.
2. For inert portion of C&D material, assume 6 m<sup>3</sup> per each full-filled dump truck.
3. All values are round off to the third decimal places.

## **Contract 2**



**Monthly Summary Waste Flow Table for 2022 Year**

| Month            | Actual Quantities of Inert C&D Materials Generated Monthly |                                     |                          |                          |                          |                          | Actual Quantities of C&D Wastes Generated Monthly |                             |                       |                |                            |
|------------------|--|-------------------------------------|--------------------------|--------------------------|--------------------------|--------------------------|---|-----------------------------|-----------------------|----------------|----------------------------|
|                  | Total Quantity Generated                                   | Hard Rock and Large Borken Concrete | Reused in the Contract   | Reused in other Projects | Disposal as Public Fill  | Imported Fill            | Metals  | Paper / Cardboard Packaging | Plastics (See note 3) | Chemical Waste | Other, e.g. general refuse |
|                  | [in '000m <sup>3</sup> ]                                   | [in '000m <sup>3</sup> ]            | [in '000m <sup>3</sup> ] | [in '000m <sup>3</sup> ] | [in '000m <sup>3</sup> ] | [in '000m <sup>3</sup> ] | [in '000kg]                                       | [in '000kg]                 | [in '000kg]           | [in '000kg]    | [in '000m <sup>3</sup> ]   |
| Jan              | 2.835  | 0.000                               | 0.000                    | 0.000                    | 2.835                    | 0.530                    | 0.000   | 0.000                       | 0.000                 | 0.000          | 0.160                      |
| Feb              | 0.199  | 0.000                               | 0.000                    | 0.000                    | 0.199                    | 1.049                    | 0.000   | 0.000                       | 0.000                 | 0.000          | 0.048                      |
| Mar              | 0.298  | 0.000                               | 0.000                    | 0.000                    | 0.298                    | 0.780                    | 0.000   | 0.000                       | 0.000                 | 0.000          | 0.072                      |
| Apr              | 0.348  | 0.000                               | 0.000                    | 0.000                    | 0.348                    | 0.567                    | 0.000   | 0.000                       | 0.000                 | 0.000          | 0.067                      |
| May              | 0.251  | 0.000                               | 0.000                    | 0.000                    | 0.251                    | 0.422                    | 0.000   | 0.000                       | 0.000                 | 0.000          | 0.110                      |
| June             | 1.642  | 0.000                               | 0.000                    | 0.000                    | 1.642                    | 0.468                    | 0.000   | 0.000                       | 0.000                 | 0.000          | 0.052                      |
| <b>SUB-TOTAL</b> | <b>5.573</b>   | <b>0.000</b>                        | <b>0.000</b>             | <b>0.000</b>             | <b>5.573</b>             | <b>3.816</b>             | <b>0.000</b>                                      | <b>0.000</b>                | <b>0.000</b>          | <b>0.000</b>   | <b>0.509</b>               |
| Jul              | 0.965  | 0.000                               | 0.000                    | 0.000                    | 0.965                    | 1.590                    | 0.000   | 0.000                       | 0.000                 | 0.000          | 0.070                      |
| Aug              | 0.556  | 0.000                               | 0.000                    | 0.000                    | 0.556                    | 0.453                    | 0.000   | 0.000                       | 0.000                 | 0.000          | 0.060                      |
| Sep              |  |                                     |                          |                          |                          |                          |   |                             |                       |                |                            |
| Oct              |  |                                     |                          |                          |                          |                          |   |                             |                       |                |                            |
| Nov              |  |                                     |                          |                          |                          |                          |   |                             |                       |                |                            |
| Dec              |  |                                     |                          |                          |                          |                          |   |                             |                       |                |                            |
| <b>TOTAL</b>     | <b>7.094</b>   | <b>0.000</b>                        | <b>0.000</b>             | <b>0.000</b>             | <b>7.094</b>             | <b>5.858</b>             | <b>0.000</b>                                      | <b>0.000</b>                | <b>0.000</b>          | <b>0.000</b>   | <b>0.639</b>               |

Note: Conversion to 1000m<sup>3</sup> for general refuse is weight in 1000kg multiply by 0.002  
 Conversion to 1000m<sup>3</sup> for Inert C&D is weight in 1000kg multiply by 0.0005  
 Plastics refer to plastic bottles / containers, plastic sheets / foam from packaging material  
 Plastics refer to plastic bottles / containers, plastic sheets / foam from packaging material  
 Assume the loaded volume of a dump truck for internal inert waste transfer is 17.9 m<sup>3</sup>

## **Appendix H**

### **Complaint Summary**

| Log ref. | Date of Complaint | Date of Received by ET | Complaint Location | Complainant                           | Complaint nature | Channel | Ref. no.               | Complaint details  | Contract Related                                   | Follow up action   |
|----------|-------------------|------------------------|--------------------|---------------------------------------|------------------|---------|------------------------|--|--|--|
| 44       | 10-Jun-22         | 15-Jun-22              | Junk Bay           | SKDC member<br>Mr. CHEUNG<br>Mei Hung | Water Quality    | EPD     | N08/RE/00011<br>470-22 | The Complainant complained about the suspected oil spillage into coastal water near Lohas Park and the Cross Bay Link Project on 10 June 2022        | Contract 1 (NE/2017/07)<br>Contract 2 (NE/2017/08) | As advised by the Contractor of Contract 1 – Contract No. NE/2017/07 (CRBC), formwork erection, rebar fixing and concreting work were conducted at Portion 2 (Main Bridge) on 10 June 2022.<br>As advised by the Contractor of Contract 2 – Contract No. NE/2017/08 (Build King), general site cleaning work were carried out at Portion 3 and Portion 7 on 10 June 2022 which are located at the coastal area near the complaint location.<br>According to the work activities held by Contract 1 and Contract 2 at the site areas near the complaint location on 10 June 2022, works involving chemical application should not be involved.<br>As observed from the site photos taken on 10 June 2022, the site areas of both contracts were kept clean and no trace of chemical/oil spillage was observed. In addition, no trace of chemical/oil spillage was observed during ET's site inspection on 15 June 2022.<br>The Investigation conducted by the ET revealed that the complaint is not related to the Project since work activities involving chemical application was carried out on 10 June 2022 and no trace of chemical/oil spillage was observed.   |
| 45       | 18-Jul-22         | 18-Jul-22              | Wan O Road         | Unwilling to disclose                 | Noise            | EPD     | N08/RE/00014<br>346-22 | The Complainant complained about the noise nuisance generated from construction activities at Wan O Road from 10 a.m. to 6p.m. during weekdays.      | Contract 2 (NE/2017/08)                            | As advised by the Contractor of Contract 2 – Contract No. NE/2017/08 (Build King), road breaking work at Wan O Road was commenced on 15 July 2022. The work involved one road breaker to conduct the breaking activity which generate noticeable noise impact. Noise mitigation measure such as wrapped the head of the breaker with acoustic material was implemented and movable noise barrier was provided for the breaker to minimize the noise impact generated from the operation (Photo 1). In addition, the road breaking was operated intermittently to minimize the noise impact to nearby resident. The road breaking work should be last for two weeks according to the Contractor's tentative schedule.<br>Upon received the complaint, Build King has requested again the sub-contractor to ensure the movable noise barrier is properly implemented during the course of road breaking work.<br>The Investigation conducted by the ET revealed that the complaint is related to the Project. However, the Contractor has provided noise mitigation measure for the road breaking work and no noise limit level exceedance was recorded.   |
| 46       | 21-Jul-22         | 21-Jul-22              | Junk Bay           | SKDC member<br>Mr. CHEUNG<br>Mei Hung | Water Quality    | EPD     | NA                     | The Complainant complained about the suspected wastewater discharge into the coastal waters of Junk Bay near Lohas Park from the Project.            | Contract 2 (NE/2017/08)                            | As advised by the Contractor of Contract 2 – Contract No. NE/2017/08 (Build King), excavation work for cable duct diversion, formwork dismantling work and asphalt surface breaking work were conducted at Wan O Road on 21 July 2022. No construction work that may generate muddy water was carried out at Road D9 on 21 July 2022.<br>According to AFCD's Hong Kong Red Tide Database, red tide was observed at Tathong Channel including Junk Bay and Tung Lung Chau Fish Culture Zone on 21 July 2022. The suspected wastewater discharge observed should be related to the red tide reported on 21 July 2022.<br>The Investigation conducted by the ET revealed that the complaint is not related to the Project as no muddy water would be generated by the construction work on 21 July 2022 and red tide was reported by AFCD at the complaint location on 21 July 2022   |
| 47       | 12-Aug-22         | 15-Aug-22              | Junk Bay           | Resident of<br>Lohas Park             | Water Quality    | CEDD    | NA                     | The Complainant complained about the suspected wastewater discharge into the coastal waters of Junk Bay near Lohas Park from the Project.            | Contract 2 (NE/2017/08)                            | As advised by the Contractor of Contract 2 – Contract No. NE/2017/08 (Build King), cable duct installation and backfilling work were conducted at Wan O Road on 12 August 2022. No construction work that may generate muddy water was carried out at Road D9 on 12 August 2022.<br>According to the site photos on 12 August 2022, no trace of surface runoff/wastewater direct discharged from site was observed at Road D9. In addition, as observed from the photo record provided by the complainant, the muddy water was discharged from the communal storm water drain rather than overflow of surface runoff from site. The muddy water should come from other sources.<br>The Investigation conducted by the ET revealed that the complaint is unlikely due to the Project as no muddy water would be generated by the construction work on 12 August 2022 and no trace of surface runoff/wastewater direct discharge was observed  |
| 48       | 17-Aug-22         | 22-Aug-22              | Road D9            | SKDC member<br>Mr. CHEUNG<br>Mei Hung | Water Quality    | EPD     | NA                     | The Complainant complained about the suspected spillage / leakage into the coastal waters of Junk Bay near Lohas Park and Road D9 construction site. | Contract 2 (NE/2017/08)                            | As advised by the Contractor of Contract 1 – Contract No. NE/2017/07 (CRBC), no work was conducted on 17 August 2022 near the complaint location at Work Area A. Site inspection was conducted at Work Area A near the complaint location after the complaint was received. No chemical storage was observed but only material storage (boat buoy) was observed at the Work Area A near the complaint location.<br>According to the site photo taken on 17 August 2022, no trace of surface runoff discharged to Junk Bay was observed. There is no record of chemical / oil spillage from the Contractors and RSS near works area A during the complaint period.<br>In addition, a U-channel was built at the coastal area of Work Area A to prevent surface runoff discharge to Junk Bay. As an additional preventive measure, the Contractor provided an additional sandbag bund to ensure no surface runoff overflow from the drainage channel.<br>As advised by the Contractor of Contract 2 – Contract No. NE/2017/08 (Build King), silt curtain removal work was conducted on 17 August 2022 at the complaint location near Road D9. The black material shown in the photo provided by the complainant was the floating silt curtain after anchor of silt curtain was removed.<br>The Investigation conducted by the ET revealed that the complaint is unlikely due to the Project since no trace of spillage was found near the complaint location and preventive measure of potential leakage was provided. |

| Log ref. | Date of Complaint | Date of Received by ET | Complaint Location | Complainant                         | Complaint nature | Channel | Ref. no. | Complaint details  | Contract Related        | Follow up action   |
|----------|-------------------|------------------------|--------------------|-------------------------------------|------------------|---------|----------|--|-------------------------|--|
| 49       | 31-Aug-22         | 31-Aug-22              | Road D9            | Resident of Lohas Park (Sea to Sky) | Air Quality      | CEDD    | NA       | The Complainant complained about the odour nuisance from the Project site area near Lohas Park Sea to Sky. | Contract 2 (NE/2017/08) | As advised by the Contractor of Contract 2 – Contract No. NE/2017/08 (Build King), application of water proof membrane for Road D9 near Portion III and Portion VII was conducted on 31 August 2022 and it should be the source of the odour nuisance after investigation.<br>Upon received the complaint, the Contractor has provided air blowers to increase the air movement at the work areas and reduce the odour impact from the application of water proof membrane.<br>The Investigation conducted by the ET revealed that the complaint was related to the Project. The Contractor has taken mitigation measures upon received the complaint and will continue to implement mitigation measures during the application of water proof membrane. |

**Appendix I**

**Implementation Schedule for  
Environmental Mitigation Measures**



| EIA Ref                                | Environmental Protection Measures/ Mitigation Measures   | Objectives of the Recommended Measures & Main Concerns to Address   | Location/ Timing       | Implementation |                    | Requirements and/or Standards to be Achieved   |
|--|--|---|------------------------|----------------|--------------------|--|
|  |  |   |                        | Agent          | Stage              |  |
| <b>Dust Impact (Contraction Phase)</b> |  |   |                        |                |                    |  |
| S5.5.5.1                               | Regular watering under good site practice shall be adopted. In accordance with the “Control of Open Fugitive Dust Sources” (USEPA AP-42), watering once per hour on exposed worksites and haul road is recommended to achieve dust removal efficiency of 91.7%.  | Good construction site practices to control the dust impact on the nearby sensitive receivers to within the relevant criteria | All construction sites | Contractor     | Construction stage | <ul style="list-style-type: none"> <li>• APCO (Cap. 311); and</li> <li>• Air Pollution Control (Construction Dust) Regulation</li> </ul> |
| S5.5.5.3                               | <p>The following dust suppression measures shall also be incorporated by the Contractor to control the dust nuisance throughout the construction phase:</p> <ul style="list-style-type: none"> <li>• Any excavated or stockpiled dusty material shall be covered entirely by impervious sheeting or sprayed with water to maintain the entire surface wet and then removed or backfilled or reinstated where practicable within 24 hours of the excavation or unloading;</li> <li>• Any dusty materials remaining after a stockpile is removed shall be wetted with water and cleared from the surface of roads;</li> <li>• A stockpile of dusty material shall not extend beyond the pedestrian barriers, fencing or traffic cones;</li> <li>• The load of dusty materials on a vehicle leaving a construction site shall be covered entirely by impervious sheeting to ensure that the dusty materials do not leak from the vehicle;</li> <li>• Where practicable, vehicle washing facilities with high pressure water jet shall be provided at every discernible or designated vehicle exit point. The area where vehicle washing takes place and the road section between the washing facilities and the exit point shall be paved with concrete, bituminous materials or hardcores;</li> <li>• When there are open excavation and reinstatement works, hoarding of not less than 2.4m high shall be provided as far as practicable along the site boundary with provision for public crossing. Good site practice shall also be adopted by the Contractor to ensure the conditions of the hoardings are properly maintained throughout the construction period;</li> <li>• The portion of any road leading to the construction site that is within 30m of a vehicle entrance or exit shall be kept clear</li> </ul> | Good construction site practices to control the dust impact on the nearby sensitive receivers to within the relevant criteria | All construction sites | Contractor     | Construction stage | <ul style="list-style-type: none"> <li>• APCO (Cap. 311); and</li> <li>• Air Pollution Control (Construction Dust) Regulation</li> </ul> |

| EIA Ref                                 | Environmental Protection Measures/ Mitigation Measures  | Objectives of the Recommended Measures & Main Concerns to Address   | Location/ Timing   | Implementation |                    | Requirements and/or Standards to be Achieved   |
|---|---|---|--|----------------|--------------------|--|
|   |   |   |  | Agent          | Stage              |  |
|   | of dusty materials; <ul style="list-style-type: none"> <li>Surfaces where any pneumatic or power driven drilling, cutting, polishing or other mechanical breaking operation takes place shall be sprayed with water or a dust suppression chemical continuously;</li> <li>Any area that involves demolition activities shall be sprayed with water or a dust suppression chemical immediately prior to, during and immediately after the activities so as to maintain the entire surface wet;</li> <li>Where a scaffolding is erected around the perimeter of a building under construction, effective dust screens, sheeting or netting shall be provided to enclose the scaffolding from the ground floor level of the building, or a canopy should be provided from the first floor level up to the highest level of the scaffolding;</li> <li>Any skip hoist for material transport shall be totally enclosed by impervious sheeting;</li> <li>Exposed earth shall be properly treated by compaction, turfing, hydroseeding, vegetation planting or sealing with latex, vinyl, bitumen, shortcrete or other suitable surface stabiliser within six months after the last construction activity on the construction site or part of the construction site where the exposed earth lies.</li> </ul> |   |  |                |                    |  |
| S5.5.5.4                                | For the barging facilities at the site compound, the following good site practice is required: <ul style="list-style-type: none"> <li>All road surfaces within the barging facilities shall be paved.</li> <li>Vehicles should pass through designated wheel wash facilities.</li> <li>Continuous water spray shall be installed at the loading point.</li> </ul>   | Good construction site practices to control the dust impact on the nearby sensitive receivers to within the relevant criteria   | Site compound  | Contractor     | Construction stage | <ul style="list-style-type: none"> <li>APCO (Cap. 311); and</li> <li>Air Pollution Control (Construction Dust) Regulation</li> </ul> |
| S5.5.5.5                                | An audit and monitoring programme during the construction phase should be implemented by the Contractor to ensure that the construction dust impacts are controlled to within the HKAQO. Detailed requirements for the audit and monitoring programmes are given separately in the EM&A manual.   | Monitor the 1-Hour and 24-Hr TSP levels at the representative dust monitoring stations to ensure compliance with relevant criteria throughout the construction period | Selected representative dust monitoring station<br><b>(Drawing no. 209506/EMA/AIR/001)</b> | Contractor     | Construction stage | <ul style="list-style-type: none"> <li>APCO (Cap. 311); and</li> <li>Air Pollution Control (Construction Dust) Regulation</li> </ul> |
| <b>Noise Impact (Contraction Phase)</b> |   |   |  |                |                    |  |

| EIA Ref     | Environmental Protection Measures/ Mitigation Measures  | Objectives of the Recommended Measures & Main Concerns to Address                           | Location/ Timing   | Implementation   |                          | Requirements and/or Standards to be Achieved |
|-------------|---|---|--|------------------|--------------------------|--|
|             |   |   |  | Agent            | Stage                    |  |
| S6.6.4.3    | Good site practice and noise management techniques: <ul style="list-style-type: none"> <li>• Only well-maintained plant shall be operated on-site and the plant shall be serviced regularly during the construction programme;</li> <li>• Machines and plant (such as trucks, cranes) that are in intermittent use shall be shut down between work periods or throttled down to a minimum;</li> <li>• Plant known to emit noise strongly in one direction, where possible, shall be orientated so that the noise is directed away from nearby NSRs;</li> <li>• Silencers or mufflers on construction equipment shall be properly fitted and maintained during the construction works;</li> <li>• Mobile plant shall be sited as far away from NSRs as possible and practicable; and</li> <li>• Material stockpiles, site office and other structures shall be effectively utilised, where practicable, to screen noise from on-site construction activities.</li> </ul> | To minimize construction noise impact arising from the Project on the affected NSRs         | All construction sites   | Contractor       | Construction stage       | • Annex 5, TM-EIAO                           |
| S6.6.4.5-6  | Use of quiet powered mechanical equipment and working methods   | Reduce noise levels of plant items  | All construction sites   | Contractor       | Construction stage       | • Annex 5, TM-EIAO                           |
| S6.6.4.7    | Install site hoarding at the site boundaries between noisy construction activities and NSRs   | Reduce the construction noise levels at low-level zone of NSRs through partial screening    | All construction sites   | Contractor       | Construction stage       | • Annex 5, TM-EIAO                           |
| S6.6.4.8-11 | Use of temporary or movable noise barriers and full enclosure for relatively fixed plant source   | Screen the noisy plant items to be used at all construction sites                           | For plant items listed in Table 6.7 and Appendix 6.1 of the EIA report at all construction sites                   | Contractor       | Construction stage       | • Annex 5, TM-EIAO                           |
|             | Implement a noise monitoring programme under the EM&A manual  | Monitor the construction noise levels at the selected representative locations              | Selected representative noise monitoring stations ( <b>Drawing no. 209506/EMA/NS/001 &amp; 209506/EMA/NS/002</b> ) | Contractor       | Construction stage       | • Annex 5, TM-EIAO                           |
| S6.7.3.1    | Partial enclosures along Road D9 and application of low noise surfacing material along CBL and Road D9  | To minimize road traffic noise impact arising from the CBL and Road D9 on the affected NSRs | CBL and Road D9 ( <b>Drawing no. 209506/EMA/NS/003</b> )   | CEDD/ Contractor | During operational stage | • Annex 5, TM-EIAO                           |

| EIA Ref   | Environmental Protection Measures/ Mitigation Measures  | Objectives of the Recommended Measures & Main Concerns to Address         | Location/ Timing                               | Implementation |                    | Requirements and/or Standards to be Achieved                                     |
|---|---|---|--|----------------|--------------------|--|
|   |   |   |  | Agent          | Stage              |  |
| <b>Water Quality Impact (Contraction Phase)</b> |   |   |  |                |                    |  |
| S8.6.4.3  | <p>Marine Piling and Pile Excavation Works Marine piling and pile excavation works shall be undertaken in such a manner as to minimize re-suspension of sediments. Standard good practice measures shall be implemented, including the following requirements:</p> <ul style="list-style-type: none"> <li>• All marine piling and pile excavation works shall be conducted within a floating single silt curtain.</li> <li>• Mechanical closed grabs (with a size of 5m<sup>3</sup>) shall be designed and maintained to avoid spillage and should seal tightly while being lifted.</li> <li>• Barges shall have tight fitting seals to their bottom openings to prevent leakage of material.</li> <li>• Any pipe leakages shall be repaired quickly. Plant should not be operated with leaking pipes.</li> <li>• Loading of barges shall be controlled to prevent splashing of dredged material to the surrounding water. Barges shall not be filled to a level which will cause overflow of materials or pollution of water during loading or transportation.</li> <li>• Excess material shall be cleaned from the decks and exposed fittings of barges before the vessel is moved.</li> <li>• Adequate freeboard shall be maintained on barges to reduce the likelihood of decks being washed by wave action.</li> <li>• All vessels shall be sized such that adequate clearance is maintained between vessels and the sea bed at all states of the tide to ensure that undue turbidity is not generated by turbulence from vessel movement or propeller wash.</li> <li>• The works shall not cause foam, oil, grease, litter or other objectionable matter to be present in the water within and adjacent to the works site.</li> </ul> | To control potential impacts from marine piling and pile excavation works | During marine piling and pile excavation works | Contractor     | Construction stage | <ul style="list-style-type: none"> <li>• TM-EIAO; and</li> <li>• WPCO</li> </ul> |
| S8.6.4.4  | <p>Construction Site Runoff</p> <p>In accordance with the Practice Note for Professional Persons on Construction Site Drainage, Environmental Protection Department, 1994 (ProPECC PN 1/94), construction phase mitigation measures, where appropriate, shall include the following:</p> <ul style="list-style-type: none"> <li>• The design of efficient silt removal facilities shall be based on the guidelines in Appendix A1 of ProPECC PN 1/94. The</li> </ul>  | Control potential water quality impacts from construction site run-off    | All construction sites                         | Contractor     | Construction stage | <ul style="list-style-type: none"> <li>• TM-EIAO; and</li> <li>• WPCO</li> </ul> |

| EIA Ref  | Environmental Protection Measures/ Mitigation Measures   | Objectives of the Recommended Measures & Main Concerns to Address | Location/ Timing       | Implementation |                    | Requirements and/or Standards to be Achieved                                 |
|----------|--|---|------------------------|----------------|--------------------|--|
|          |  |   |                        | Agent          | Stage              |  |
|          | <p>detailed design of the sand/silt traps shall be undertaken by the contractor prior to the commencement of construction;</p> <ul style="list-style-type: none"> <li>Open stockpiles of construction materials (for example, aggregates, sand and fill material) of more than 50m<sup>3</sup> shall be covered with tarpaulin or similar fabric during rainstorms. Measures shall be taken to prevent the washing away of construction materials, soil, silt or debris into any marine water bodies;</li> <li>All vehicles and plant shall be cleaned before leaving a construction site to ensure no earth, mud, debris and the like is deposited by them on roads. An adequately designed and sited wheel washing facilities shall be provided at every construction site exit where practicable. Wash-water shall have sand and silt settled out and removed at least on a weekly basis to ensure the continued efficiency of the process. The section of access road leading to, and exiting from, the wheel-wash bay to the public road shall be paved with sufficient backfall toward the wheel-wash bay to prevent vehicle tracking of soil and silty water to public roads and drains;</li> <li>Construction solid waste, debris and rubbish on site shall be collected, handled and disposed of properly to avoid water quality impacts;</li> <li>All fuel tanks and storage areas shall be provided with locks and sited on sealed areas, within bunds of a capacity equal to 110% of the storage capacity of the largest tank to prevent spilled fuel oils from reaching water sensitive receivers nearby; and</li> <li>Regular environmental audit on the construction site shall be carried out in order to prevent any malpractices. Notices shall be posted at conspicuous locations to remind the workers not to discharge any sewage or wastewater into the meander, wetlands and fish ponds.</li> </ul> |   |                        |                |                    |  |
| S8.6.4.6 | <p>Sewage from workforce</p> <ul style="list-style-type: none"> <li>Portable chemical toilets and sewage holding tanks shall be provided for handling the construction sewage generated by the workforce;</li> <li>A licensed contractor shall be employed to provide</li> </ul>   | Control potential water quality impacts from sewage               | All construction sites | Contractor     | Construction stage | <ul style="list-style-type: none"> <li>TM-EIAO; and</li> <li>WPCO</li> </ul> |



| EIA Ref                                     | Environmental Protection Measures/ Mitigation Measures   | Objectives of the Recommended Measures & Main Concerns to Address                              | Location/ Timing  | Implementation |                                    | Requirements and/or Standards to be Achieved  |
|---|--|--|---|----------------|------------------------------------|---|
|   |  |  |   | Agent          | Stage                              |   |
|   | appropriate and adequate portable toilets and be responsible for appropriate disposal and maintenance.   |  |   |                |                                    |   |
|   | <b>Monitoring</b><br>Implement a marine water quality monitoring programme under the EM&A on level of suspended solids (SS) / turbidity and dissolved oxygen (DO) shall be carried out.  | Control potential water quality impacts from marine piling and pile excavation works           | Selected monitoring stations ( <b>Drawing no. 209506/EMA/WQ/001</b> ) | Contractor     | Construction station               | <ul style="list-style-type: none"> <li>• TM-EIAO; and</li> <li>• WPCO</li> </ul>  |
| S8.7.3.2                                    | <b>Operational phase – Runoff from road surface</b><br>Proper drainage systems with silt traps and oil interceptors shall be installed, maintained and cleaned at regular intervals.   | Control potential water quality impacts from road surface runoff                               | CBL and Road D9   | Contractor     | Construction and operational stage | <ul style="list-style-type: none"> <li>• TM-EIAO; and</li> <li>• WPCO</li> </ul>  |
| <b>Waste Management (Contraction Phase)</b> |  |  |   |                |                                    |   |
| S9.5.2                                      | <b>Good Site Practices</b><br>Recommendations for good site practices: <ul style="list-style-type: none"> <li>• Nomination of an approved personnel to be responsible for the implementation of good site practices, arrangements for collection and effective deposal to an appropriate facility of all wastes generated at the site;</li> <li>• Training of site personnel in proper waste management and chemical handling procedures;</li> <li>• Provision of sufficient waste disposal points and regular collection for disposal;</li> <li>• Separation of chemical wastes for special handling and appropriate treatment at the Chemical Waste Treatment Centre;</li> <li>• Regular cleaning and maintenance programme for drainage systems, sumps and oil interceptors; and</li> <li>• Implementation of a recording system for the amount of wastes generated/recycled and disposal sites.</li> </ul> | Good site practices which ensure waste generated during construction phase is properly managed | All construction sites  | Contractor     | Construction stage                 | <ul style="list-style-type: none"> <li>• Waste Disposal Ordinance (Cap. 54);</li> <li>• ETWB TCW No. 19/2005</li> </ul> |

| EIA Ref  | Environmental Protection Measures/ Mitigation Measures   | Objectives of the Recommended Measures & Main Concerns to Address | Location/ Timing       | Implementation |                    | Requirements and/or Standards to be Achieved  |
|----------|--|---|------------------------|----------------|--------------------|---|
|          |  |   |                        | Agent          | Stage              |   |
| S9.5.4   | <p><b><u>Waste Reduction Measures</u></b><br/>                     Recommendations for achieving waste reduction include:</p> <ul style="list-style-type: none"> <li>• On-site reuse of any material excavated as far as practicable;</li> <li>• Segregation and storage of different types of waste in different containers, skips or stockpiles to enhance reuse or recycling of material and their proper disposal;</li> <li>• Collection of aluminum cans and waste paper by individual collectors during construction should be encouraged. Separately labelled recycling bins should also be provided to segregate these wastes from other general refuse by the workforce;</li> <li>• Recycling of any unused chemicals and those with remaining functional capacity as far as possible;</li> <li>• Prevention of the potential damage or contamination to the construction materials through proper storage and good site practices;</li> <li>• Planning and stocking of construction materials should be made carefully to minimize amount of waste generated avoid unnecessary generation of waste; and</li> <li>• Training on the importance of appropriate waste management procedures, including waste reduction, reuse and recycling should be provided to workers.</li> </ul> | To reduce amount of waste generated during construction phase     | All construction sites | Contractor     | Construction stage | <ul style="list-style-type: none"> <li>• Waste Disposal Ordinance (Cap. 54);</li> <li>• ETWB TCW No. 19/2005</li> </ul> |
| S9.5.5-6 | <p><b><u>Storage, Collection and Transportation of Waste</u></b><br/>                     Recommendations for proper storage include:</p> <ul style="list-style-type: none"> <li>• Waste such as soil should be handled and stored well to ensure secure containment;</li> <li>• Stockpiling area should be provided with covers and water spraying system to prevent materials from being washed away and to reduce wind-blown litter; and</li> <li>• Different locations should be designated to stockpile each material to enhance reuse.</li> </ul> <p>With respect to the collection and transportation of waste from the construction works, the following is recommended:</p> <ul style="list-style-type: none"> <li>• Remove waste in a timely manner;</li> <li>• Employ trucks with cover or enclosed containers for waste transportations;</li> <li>• Obtain relevant waste disposal permits from the appropriate</li> </ul>   | To reduce the environmental implications of improper storage      | All construction sites | Contractor     | Construction stage | <ul style="list-style-type: none"> <li>• Waste Disposal Ordinance (Cap. 54);</li> <li>• ETWB TCW No. 19/2005</li> </ul> |

| EIA Ref   | Environmental Protection Measures/ Mitigation Measures   | Objectives of the Recommended Measures & Main Concerns to Address   | Location/ Timing                        | Implementation |                    | Requirements and/or Standards to be Achieved  |
|-----------|--|---|---|----------------|--------------------|---|
|           |  |   |   | Agent          | Stage              |   |
|           | authorities; and <ul style="list-style-type: none"> <li>Disposal of waste should be done at licensed waste disposal facilities.</li> </ul>   |   |   |                |                    |   |
| S9.5.8-11 | <p><b><u>C&amp;D Materials</u></b><br/>                     The following mitigation measures shall be implemented in handling the waste:</p> <ul style="list-style-type: none"> <li>Maintain temporary stockpiles and reuse excavated fill material for backfilling and reinstatement;</li> <li>Carry out on-site sorting;</li> <li>Make provisions in the Contract documents to allow and promote the use of recycled aggregates where appropriate;</li> <li>Implement a trip-ticket system for each works contract to ensure that the disposal of C&amp;D materials are properly documented and verified;</li> <li>Disposal of the C&amp;D materials onto any sensitive locations such as agricultural lands, etc. should be avoided. The Contractor shall propose the final disposal sites to the Project Proponent and get its approval before implementation;</li> <li>Standard formwork or pre-fabrication order to minimise the arising of C&amp;D materials. The use of more durable formwork or plastic facing for the construction works should be considered. Metal hoarding should be used to enhance the possibility of recycling. The purchasing of construction materials will be carefully planned in order to avoid over ordering and wastage; and</li> <li>The Contractor should recycle as much of the C&amp;D materials as possible on-site. Public fill and C&amp;D waste should be segregated and stored in different containers or skips to enhance reuse or recycling of materials and their proper disposal. Where practicable, concrete and masonry can be crushed and used as fill. Steel reinforcement bar can be used by scrap steel mills. Different areas of the sites should be considered for such segregation and storage.</li> </ul> | Good site practice to minimize the waste generation and recycle the C&D materials as far as practicable so as to reduce the amount for final disposal | All construction sites                  | Contractor     | Construction stage | <ul style="list-style-type: none"> <li>Waste Disposal Ordinance (Cap. 54);</li> <li>ETWB TCW No. 19/2005</li> <li>ETWB TCW No. 06/2010</li> </ul> |
| S9.5.13   | <p><b><u>Excavated Marine Sediments</u></b><br/>                     During transportation and disposal of the excavated marine sediments, the following measures shall be taken to minimize potential environmental impacts:</p> <ul style="list-style-type: none"> <li>Bottom opening of barges should be fitted with tight fitting</li> </ul>   | To minimize potential impacts on water quality  | All construction sites where applicable | Contractor     | Construction stage | <ul style="list-style-type: none"> <li>ETWBTC (Works) No. 34/2002</li> </ul>  |

| EIA Ref    | Environmental Protection Measures/ Mitigation Measures   | Objectives of the Recommended Measures & Main Concerns to Address | Location/ Timing       | Implementation |                    | Requirements and/or Standards to be Achieved  |
|------------|--|---|------------------------|----------------|--------------------|---|
|            |  |   |                        | Agent          | Stage              |   |
|            | <p>seals to prevent leakage of material. Excess material should be cleaned from the decks and exposed fittings of barges and hopper dredgers before the vessel is moved;</p> <ul style="list-style-type: none"> <li>Monitoring of the barge loading should be conducted to ensure that loss of material does not take place during transportation;</li> <li>Transport barges or vessels should be equipped with automatic self-monitoring devices as specified by the DEP; and</li> <li>Barges should not be filled to a level that would cause the overflow of materials or sediment-laden water during loading or transportation.</li> </ul>   |   |                        |                |                    |   |
| S9.5.14-17 | <p>For those processes which generate chemical waste, the Contractor shall identify any alternatives that generate reduced quantities or even no chemical waste, or less dangerous types of chemical waste.</p> <p>If chemical waste is produced at the construction site, the Contractor is required to register with EPD as chemical waste producers. Chemical waste shall be handled in accordance with the Code of Practice on the Packaging, Handling and Storage of Chemical Wastes as follows. Containers used for storage of chemical wastes shall:</p> <ul style="list-style-type: none"> <li>Be suitable for the substance they are holding, resistant to corrosion, maintained in a good condition, and securely closed;</li> <li>Have a capacity of less than 450 L unless the specification have been approved by EPD; and</li> <li>Display a label in English and Chinese in accordance with instructions prescribed in Schedule 2 of the Regulations.</li> </ul> <p>The storage area for chemical wastes shall:</p> <ul style="list-style-type: none"> <li>Be clearly labelled and used solely for the storage of chemical wastes;</li> <li>Be enclosed on at least 3 sides;</li> <li>Have an impermeable floor and bunding of capacity to accommodate 110% of the volume of the largest container or 20% by volume of the chemical waste stored in the area, whichever is greatest;</li> </ul> | To ensure proper management of chemical waste                     | All construction sites | Contractor     | Construction stage | <ul style="list-style-type: none"> <li>Waste Disposal (Chemical Waste) (General) Regulation;</li> <li>Code of Practice on the Packaging, Labelling and Storage of Chemical Waste</li> </ul> |

| EIA Ref   | Environmental Protection Measures/ Mitigation Measures   | Objectives of the Recommended Measures & Main Concerns to Address                             | Location/ Timing  | Implementation |                    | Requirements and/or Standards to be Achieved   |
|-----------|--|---|---|----------------|--------------------|--|
|           |  |   |   | Agent          | Stage              |  |
|           | <ul style="list-style-type: none"> <li>Have adequate ventilation;</li> <li>Be covered to prevent rainfall entering (water collected within the bund must be tested and disposed as chemical waste, if necessary); and</li> <li>Be arranged so that incompatible materials are adequately separated.</li> </ul> Disposal of chemical waste shall: <ul style="list-style-type: none"> <li>Be via a licensed waste collector; and</li> <li>Be to a facility licensed to receive chemical waste, such as the CWTC which also offers a chemical waste collection service and can supply the necessary storage containers; or</li> <li>Be to a re-user of the waste, under approval from EPD.</li> </ul> |   |   |                |                    |  |
| S9.5.18   | <p><b>Sewage</b><br/>                     An adequate number of portable toilets shall be provided for the on-site construction workers. Any waste shall be transferred to a sewage treatment works by a licensed collector.</p>   | Proper handling of sewage from worker to avoid odour, pest and litter impacts                 | All construction sites  | Contractor     | Construction stage | <ul style="list-style-type: none"> <li>Waste Disposal Ordinance (Cap. 54)</li> </ul> |
| S9.5.19   | <p><b>General Refuse</b><br/>                     General refuse generated on-site shall be stored in enclosed bins or compaction units separately from construction and chemical wastes. Recycling bins shall also be provided to encourage recycling. A reputable waste collector shall be employed by the Contractor to remove general refuse from the site on a daily basis separately from the construction and chemical wastes. Burning of refuse on construction sites is prohibited by law.</p>  | Minimize production of general refuse and avoid odour, pest and litter impacts                | All construction sites  | Contractor     | Construction stage | <ul style="list-style-type: none"> <li>Waste Disposal Ordinance (Cap. 54)</li> </ul> |
| S10.7.2.4 | Good Site Practices – The integrity and effectiveness of all silt curtains shall be regularly inspected. Effluent monitoring should be incorporated to make sure that the discharged effluent from construction sites meets the relevant effluent discharge guidelines.  | To minimize potential impacts on water quality and protect marine communities within Junk Bay | All construction sites  | Contractor     | Construction stage | <ul style="list-style-type: none"> <li>TM-EIAO; and</li> <li>WPCO</li> </ul>         |
| S10.7.2.5 | Site runoff control – For works on land, standard site runoff control measures will be established and strictly enforced to ensure that discharge of contaminated or silt-laden runoff into marine waters is minimized.  | To minimize potential impacts on water quality and protect marine communities within Junk Bay | All construction sites  | Contractor     | Construction stage | <ul style="list-style-type: none"> <li>TM-EIAO; and</li> <li>WPCO</li> </ul>         |
| S10.9.1.1 | The marine water quality monitoring programme recommended in Chapter 8 of this EIA report and this EMIS would also serve to protect the marine communities inside Junk Bay.  | To minimize potential impacts on water quality and protect marine                             | Selected monitoring stations ( <b>Drawing no. 209506/EMA/WQ/001</b> ) | Contractor     | Construction stage | <ul style="list-style-type: none"> <li>TM-EIAO; and</li> <li>WPCO</li> </ul>         |



| EIA Ref                     | Environmental Protection Measures/ Mitigation Measures   | Objectives of the Recommended Measures & Main Concerns to Address            | Location/ Timing  | Implementation                 |                    | Requirements and/or Standards to be Achieved                                     |
|-----------------------------|--|--|---|--------------------------------|--------------------|--|
|                             |  |  |   | Agent                          | Stage              |  |
|                             |  | communities within Junk Bay  |   |                                |                    |  |
| S11.6.2.2                   | Good Site Practices: – The integrity and effectiveness of all silt curtains should be regularly inspected. Effluent monitoring shall be incorporated to make sure that the discharged effluent from construction sites meets the relevant effluent discharge guidelines.   | To minimize potential impacts on water quality and protect fishery resources | All construction sites  | Contractor                     | Construction stage | <ul style="list-style-type: none"> <li>• TM-EIAO; and</li> <li>• WPCO</li> </ul> |
| S11.6.2.3                   | Site runoff control - For works on land, standard site runoff control measures will be established and strictly enforced to ensure that discharge of contaminated or silt-laden runoff is minimized.   | To minimize potential impacts on water quality and protect fishery resources | All construction sites  | Contractor                     | Construction stage | <ul style="list-style-type: none"> <li>• TM-EIAO; and</li> <li>• WPCO</li> </ul> |
| S11.8.1.1                   | The marine water quality monitoring programme recommended in Chapter 8 of this EIA report and this EMIS would also serve to protect the fishery resources.   | To minimize potential impacts on water quality and protect fishery resources | Selected monitoring stations ( <b>Drawing no. 209506/EMA/WQ/001</b> ) | Contractor                     | Construction stage | <ul style="list-style-type: none"> <li>• TM-EIAO; and</li> <li>• WPCO</li> </ul> |
| <b>Landscape and Visual</b> |  |  |   |                                |                    |  |
| S13.8.1.2                   | The following mitigation measures should be implemented in the construction stage <ul style="list-style-type: none"> <li>• CM1 – The construction area and contractor’s temporary works areas should be minimized to avoid impacts on adjacent landscape.</li> <li>• CM2 – Reduction of construction period to practical minimum.</li> <li>• CM3 – Topsoil, where identified, should be stripped and stored for re-use in the construction of the soft landscape works, where the soil material meets acceptable criteria and where practical. The Contract Specification shall include storage and reuse of topsoil as appropriate.</li> <li>• CM4 – Existing trees on boundary of the Project Area shall be carefully protected during construction. Detailed Tree Protection Specification shall be provided in the Contract Specification. Under this specification, the Contractor shall be required to submit, for approval, a detailed working method statement for the protection of trees prior to undertaking any works adjacent to all retained trees, including trees in contractor’s works areas. (Tree protection measures will be detailed at Tree Removal Application stage).</li> </ul> | Minimize effects of landscape and visual impacts                             | Work site/during construction   | Funded and implemented by CEDD | Construction stage |  |

| EIA Ref   | Environmental Protection Measures/ Mitigation Measures   | Objectives of the Recommended Measures & Main Concerns to Address | Location/ Timing                                  | Implementation   |   | Requirements and/or Standards to be Achieved |
|-----------|--|---|---|--|---|--|
|           |  |   |   | Agent  | Stage                                       |  |
|           | <ul style="list-style-type: none"> <li>• CM5 – Trees unavoidably affected by the works shall be transplanted where practical. Trees should be transplanted straight to their final receptor site and not held in a temporary nursery. A detailed Tree Transplanting Specification shall be provided in the Contract Specification, if applicable. Sufficient time for necessary tree root and crown preparation periods shall be allowed in the project programme.</li> <li>• CM6 – Advance screen planting to proposed roads and associated structures.</li> <li>• CM7 – hydroseeding or sheeting of soil stockpiles with visually unobtrusive material (in earth tone).</li> <li>• CM8 – Screening of construction works by hoardings/noise barriers around works area in visually unobtrusive colours, to screen Works.</li> <li>• CM9 – Control night-time lighting and glare by hooding all lights.</li> <li>• CM10 – Ensure no run-off into water body adjacent to the Project Area.</li> <li>• CM11 – Avoidance of excessive height and bulk of buildings and structures</li> </ul> |   |   |  |   |  |
| S13.8.1.2 | OM1 – Compensatory tree planting for all felled trees shall be provided to the satisfaction of relevant Government departments. Required numbers and locations of compensatory trees shall be determined and agreed separately with Government during the Tree Felling Application process under ETWBTC 3/2006.  | Minimize effects of landscape and visual impacts                  | Within the site boundary of the proposed works    | Funded and implemented by CEDD. Maintained by CEDD and LCSD. | Design, construction and operational stages |  |
| S13.8.1.2 | The following mitigation measures should be implemented in the operational stage: <ul style="list-style-type: none"> <li>• OM2 – A continuous belt of screen planting along the roads. Planting of the belt of trees shall be carried out as advance works ahead of other site formation and building works.</li> <li>• OM3 – Maximise soft landscape of the site, where space permits, roadside berms /slope treatment works should be created.</li> <li>• OM4 – During detailed design, refine structure layout to create a planting strips along the roads to enhance greenery.</li> <li>• OM5 – Use appropriate (visually unobtrusive and</li> </ul>   | Minimize effects of landscape and visual impacts                  | CBL and Road D9/during construction and operation | Funded and implemented by CEDD. Maintained by CEDD and LCSD. | Design, construction and operational stages |  |

| EIA Ref             | Environmental Protection Measures/ Mitigation Measures  | Objectives of the Recommended Measures & Main Concerns to Address | Location/ Timing  | Implementation |                    | Requirements and/or Standards to be Achieved  |
|---------------------|---|---|---|----------------|--------------------|---|
|                     |   |   |   | Agent          | Stage              |   |
|                     | non-reflective) building materials and colours, and aesthetic design in built structures. <ul style="list-style-type: none"> <li>• OM6 – Streetscape elements (e.g. paving, signage, street furniture, lighting etc.) shall be sensitively designed in a manner that responds to the local context, and minimizes potential negative landscape and visual impacts. Lighting units should be directional and minimize unnecessary light spill.</li> <li>• OM7 – Avoidance of excessive height and bulk of buildings and structures</li> </ul>  |   |   |                |                    |   |
| <b>Landfill Gas</b> |   |   |   |                |                    |   |
| S14.7.5             | Precautionary measures The following guidance has been extracted from the EPD’s Landfill Gas Hazard Assessment Guidance Note Guidance to ensure a robust and comprehensive set of measures to protect workers are provided. <ul style="list-style-type: none"> <li>• During all works, safety procedures shall be implemented to minimize the risks of fires and explosions, asphyxiation of workers (especially in confined space) and toxicity effects resulting from contact with contaminated soils and groundwater.</li> <li>• Safety officers who are specifically trained with regard to LFG and leachate related hazards and the appropriate actions to take in adverse circumstances shall be present on all worksites throughout the works.</li> <li>• All personnel who work on site and all visitors to the site shall be made aware of the possibility of ignition of gas in the vicinity of the works, the possible presence of contaminated water and the need to avoid physical contact with it.</li> <li>• Those staff who work in, or have responsibility for “at risk” areas, including all excavation workers, supervisors and engineers working within the consultation zone, shall receive appropriate training on working in areas susceptible to LFG hazards.</li> <li>• Enhanced personal hygiene practices including washing thoroughly after working and eating only in “clean” areas shall be adopted where contact may have been made with any groundwater which is thought to be contaminated with</li> </ul> | Health and safety of the workers                                  | Construction sites within 250m Consultation Zone (Drawing no. 209506/EMA/LFG/001) | Contractor     | Construction stage | <ul style="list-style-type: none"> <li>• Landfill Gas Hazard Assessment Guidance Note (EPD/TR8/97)</li> </ul> |

| EIA Ref | Environmental Protection Measures/ Mitigation Measures   | Objectives of the Recommended Measures & Main Concerns to Address | Location/ Timing | Implementation |       | Requirements and/or Standards to be Achieved |
|---------|--|---|------------------|----------------|-------|--|
|         |  |   |                  | Agent          | Stage |  |
|         | <p>leachate.</p> <ul style="list-style-type: none"> <li>• Ground level construction plant shall be fitted with vertical exhausts at least 0.6m above ground level and with spark arrestors.</li> <li>• During piping assembly or ducting construction, all valves/seals shall be closed immediately after installation. As construction progresses, all valves/seals should be closed as installed to prevent the migration of gases through the pipeline/conduit. All piping /ducting shall be capped at the end of each working day.</li> <li>• Mobile offices, equipment stores, mess rooms etc. shall be located on an area which has been proven to be gas free (by survey with portable gas detectors) and ongoing monitoring shall be carried out to ensure that these areas remain gas free. Alternatively, such buildings shall be raised clear of the ground. If buildings are raised clear of the ground, the minimum, clear separation distance (as measured from the highest point on the ground surface to the underside of the lowest floor joist) shall be 500mm. However, in this case, it is highly recommended that all the site offices, equipment stores and mess rooms should be located outside the 250m Consultation Zone.</li> <li>• Smoking and naked flames shall be prohibited within confined spaces. “No Smoking” and “No Naked Flame” notices in Chinese and English shall be posted prominently around the construction site. Safety notices shall be posted warning of the potential hazards.</li> <li>• Welding, flame-cutting or other hot works may only be carried out in confined spaces when controlled by a “permit to work” procedure, properly authorized by the Safety Office. The permit to work procedure shall set down clearly the requirements for continuous monitoring of methane, carbon dioxide and oxygen throughout the period during which the hot works are in progress. The procedure shall also require the presence of an appropriately qualified person who shall be responsible for reviewing the gas measurements as they are made, and who shall have executive responsibility for suspending the work in the event of</li> </ul> |   |                  |                |       |  |



| EIA Ref   | Environmental Protection Measures/ Mitigation Measures   | Objectives of the Recommended Measures & Main Concerns to Address | Location/ Timing   | Implementation |                    | Requirements and/or Standards to be Achieved  |
|-----------|--|---|--|----------------|--------------------|---|
|           |  |   |  | Agent          | Stage              |   |
|           | <p>unacceptable or hazardous conditions. Only those workers who are appropriately trained and fully aware of the potentially hazardous conditions which may arise shall be permitted to carry out hot works in confined areas.</p> <ul style="list-style-type: none"> <li>• During the construction works, adequate fire extinguishers and breathing apparatus sets shall be made available on site and appropriate training given in their use.</li> </ul>  |   |  |                |                    |   |
| S14.7.6   | <p><b><u>Landfill gas monitoring</u></b><br/>                     The following monitoring shall be undertaken when construction works are carried out in confined space within the 250m Consultation Zone:</p> <ul style="list-style-type: none"> <li>• The works area shall be monitored for methane, carbon dioxide and oxygen using appropriately calibrated portable gas detection equipment. The monitoring requirements and procedures specified in Paragraphs 8.23 to 8.28 of EPD's Guidance Note shall be followed. The monitoring frequency and areas to be monitored shall be set down prior to commencement of the works. Depending on the results of the measurements, actions required will vary. As a minimum these shall encompass the actions specified in Table 14.6 of the EIA report.</li> <li>• When portable monitoring equipment is used, the frequency and areas to be monitored should be set down prior to commencement of the works either by the Safety Officer or by an appropriately qualified person.</li> <li>• All measurements shall be made with the monitoring tube located not more than 10mm from the surface.</li> <li>• A standard form, detailing the location, time of monitoring and equipment used together with the gas concentrations measured, shall be used when undertaking manual monitoring to ensure that all relevant data are recorded.</li> <li>• If methane (flammable gas) or carbon dioxide concentrations are in excess of the trigger levels or that of oxygen is below the level specified in the Emergency Management in the following section, then evacuation shall be initiated.</li> </ul> | Health and safety of the workers                                  | Confined space of construction sites within 250m Consultation Zone | Contractor     | Construction stage | <ul style="list-style-type: none"> <li>• Landfill Gas Hazard Assessment Guidance Note (EPD/TR8/97)</li> </ul> |
| S14.7.8-9 | <p><b><u>Emergency management</u></b><br/>                     In the event of the trigger levels specified in Table 14.6 of the EIA report being exceeded, a person, such as the Safety</p>   | Health and safety of the workers                                  | Confined space of construction sites within 250m Consultation Zone | Contractor     | Construction stage | <ul style="list-style-type: none"> <li>• Landfill Gas Hazard Assessment</li> </ul>                            |

| EIA Ref  | Environmental Protection Measures/ Mitigation Measures  | Objectives of the Recommended Measures & Main Concerns to Address | Location/ Timing  | Implementation    |                   | Requirements and/or Standards to be Achieved  |
|----------|---|---|---|-------------------|-------------------|---|
|          |   |   |   | Agent             | Stage             |   |
|          | <p>Officer, shall be nominated, with deputies, to be responsible for dealing with any emergency which may occur due to LFG.</p> <p>In an emergency situation the nominated person, or his deputies, shall have the necessary authority and shall ensure that the confined space is evacuated and the necessary works implemented for reducing the concentrations of gas.</p>  |   |   |                   |                   | <p>Guidance Note (EPD/TR8/97)</p>   |
| S14.7.16 | <p><b>Protection measures – Operational phase</b></p> <ul style="list-style-type: none"> <li>• An assumed presence of landfill gas shall be adopted at all times by maintenance workers;</li> <li>• all maintenance workers inspecting any manhole shall be fully trained in the issue of LFG hazard;</li> <li>• any manhole which is large enough to permit to access to personnel shall be subject to entry safety procedure;</li> <li>• Code of Practice on Safety and Health at Work in Confined Spaces shall be followed to ensures compliance with the Factories and Industrial Undertakings (Confined Spaces) Regulations of the Factories and Industrial Undertakings Ordinance;</li> <li>• a strictly regulated “work permit procedure” shall be implemented and the relevant safety procedures must be rigidly followed; and</li> <li>• Adequate communication with maintenance staff shall be maintained with respect to LFG.</li> </ul> | Health and safety of the workers                                  | Utility maintenance areas within 250m Consultation Zone/during operational period | Utility companies | Operational stage | <ul style="list-style-type: none"> <li>• Landfill Gas Hazard Assessment Guidance Note (EPD/TR8/97); and</li> <li>• Code of Practice on Safety and Health at Work in Confined Space</li> </ul> |
| S14.7.17 | <p><b>General recommended precautionary &amp; protection measures – Operational phase</b></p> <p>LGF surveillance exercise shall be undertaken by the utility companies at the utility manholes/inspection chambers. The surveillance exercise shall be undertaken for the duration of the site occupancy, or until such time that EPD agree that surveillance is no longer required and this shall be based on all the available monitoring data for methane, carbon dioxide and oxygen.</p>   | Health and safety of the workers                                  | Utility maintenance areas within 250m Consultation Zone/during operational period | Utility companies | Operational stage | <ul style="list-style-type: none"> <li>• Landfill Gas Hazard Assessment Guidance Note (EPD/TR8/97); and</li> <li>• Code of Practice on Safety and Health at Work in Confined Space</li> </ul> |