


Ming Hing – Ming Hing Civil – Vasteam
Joint Venture

Contractor's General Submission Form (CGS)

Contract No.	3/WSD/15		
Project Title:	In-situ Reprovisioning of Sha Tin Water Treatment Works (South Works) – Advance Works		
CGS No.:	3WSD15/CGS/SEQ/ALL/JV1076	Issue:	A
		Date:	24/12/2020
To:	Engineer's Representative	Your Ref:	
Attention:	Ms. Derek Ng		
From:	Ming Hing – Ming Hing Civil – Vasteam Joint Venture		
Title:	EM & A Impact Monitoring Report (Nov 2020)		
Specification:	---		
Purpose:	<input type="checkbox"/> For Information <input type="checkbox"/> For Comment <input type="checkbox"/> For Approval <input checked="" type="checkbox"/> For Record		
Description of Contents:			
We herewith submit the EM&A Impact Monitoring Report (Nov 2020) for your perusal and record.			
Attachment:	<input checked="" type="checkbox"/> Yes <input type="checkbox"/> No	Number of Copies: 5 + 5 CD	
Expected reply date:	31 Dec 2020		
Issued By:	 _____ (SW/BW/f)	Printed Name:	Mr. Boris Woo
Designation:	Site Agent	Date:	25 Dec 2020
Received By:	_____	Received Date:	_____
(Signature & Received Chop)			

* Delete if not applicable

cc. JV Partner – (w/ encl.)
Office Master Copy – (w/ encl.)

Your Ref:
Our Ref: 60479142/C/fyw2012141

By Hand & By Email

Chief Engineer/Project Management
Water Supplies Department
46/F., Immigration Tower
7 Gloucester Road, Wanchai

Attn: Mr. Edmund Huen

14 December 2020

Dear Sir,

**Contract No.3/WSD/15q
In-situ reprovisioning of Sha Tin Water Treatment Works (South Works) Advance Works
Submission of 57th Monthly EM&A Report for November 2020**

Reference is made to Environmental Team (ET)'s 57th Monthly EM&A Report for November 2020 (Rev. 0) submitted on 14 December 2020.

In accordance with the Condition 3.4 of the Environmental Permit (No.EP-494/2015), I verified and confirmed the submission of this Monthly EM&A Monitoring Report as compiled with the requirements as set in the approved Environmental Monitoring and Audit (EM&A) Manual of the EIA Report (Register No.: AEIAR-187/2015).

Should you have any queries, please feel free to contact the undersigned at 3922 9366.

Yours faithfully,
AECOM Asia Co. Ltd.



Y W Fung
Independent Environmental Checker

c.c. Environmental Team Leader



Water Supplies Department



**MONTHLY ENVIRONMENTAL MONITORING AND AUDIT
(EM&A) REPORT (NO. 57)**

FOR

**CONTRACT No. 3/WSD/15
IN-SITU REPROVISIONING OF SHA TIN
WATER TREATMENT WORKS – SOUTH WORKS**

(Rev. 0)

**MONTHLY ENVIRONMENTAL
MONITORING AND AUDIT
(EM&A) REPORT (NO. 57)**

**FOR
CONTRACT NO. 3/WSD/15
IN-SITU REPROVISIONING OF SHA TIN WATER
TREATMENT WORKS – SOUTH WORKS**





	Name	Signature
Prepared by	Mr. Chong, Terence, K. K.	
Reviewed by	Mr. Wong, Vega, T. L.	
Approved & Certified by	Ir Leung, Jacky, C. H. Environmental Team Leader (ETL)	
Verified & Confirmed by	Mr. Fung, Y. W. Independent Environmental Checker (IEC)	

TABLE OF CONTENTS

EXECUTIVE SUMMARY

1. INTRODUCTION

- 1.1 PROJECT BACKGROUND**
- 1.2 ORGANIZATION STRUCTURE**
- 1.3 SCOPE OF REPORT**
- 1.4 SUMMARY OF CONSTRUCTION WORKS**

2. EM&A RESULTS

- 2.1 EM&A BACKGROUND**
- 2.2 AIR QUALITY MONITORING**
- 2.3 NOISE MONITORING**
- 2.4 WATER QUALITY MONITORING**
- 2.5 ECOLOGY**
- 2.6 WASTE MANAGEMENT STATUS**
- 2.7 DELIVERY, STORAGE AND HANDLING OF CHLORINE**
- 2.8 EM&A SITE INSPECTIONS**
- 2.9 ENVIRONMENTAL LICENSES AND PERMITS**
- 2.10 IMPLEMENTATION OF ENVIRONMENTAL MITIGATION MEASURES**
- 2.11 SUMMARY IF EXCEEDANCES OF ENVIRONMENTAL QUALITY PERFORMANCE LIMIT**
- 2.12 SUMMARY OF COMPLAINTS, NOTIFICATION OF SUMMONS AND SUCCESSFUL PROSECUTIONS**
- 2.13 DATA MANAGEMENT AND DATA QA/QC CONTROL**

3. FUTURE KEY ISSUES

- 3.1 CONSTRUCTION PROGRAMME FOR COMING MONTHS**
- 3.2 KEY ISSUES FOR THE COMING MONTH**
- 3.3 MONITORING SCHEDULE FOR THE COMING MONTH**

4. CONCLUSIONS AND RECOMMENDATIONS

- 4.1 SUMMARY**



LIST OF APPENDICES

Appendix A	General Layout Plan
Appendix B	Project Organization
Appendix C	Latest Construction Programme
Appendix D	Location of Construction Activities
Appendix E	Environmental Sensitive Receivers in the Vicinity of the Project
Appendix F	Summary of Action and Limit Levels
Appendix G	Event Action Plan
Appendix H	Impact Monitoring Schedules
Appendix I	Location Plan of Air Quality Monitoring Stations
Appendix J	Calibration Certificates (Air monitoring)
Appendix K	Impact Air Quality Monitoring Results and Graphical Presentation
Appendix L	Location Plan of Noise Monitoring Station
Appendix M	Calibration Certificates (Noise)
Appendix N	Impact Noise Monitoring Results and Graphical Presentation
Appendix O	Location Plan of Water Quality Monitoring Station
Appendix P	Calibration Certificate (Water Quality)
Appendix Q	The Certification of Laboratory with HOKLAS accredited Analytical Tests
Appendix R	Impact Water Quality Monitoring Results
Appendix S	Impact Monitoring report for Ecology
Appendix T	Monthly Summary of Waste Flow Table
Appendix U	Implementation Schedule of Environmental Mitigation Measures (EMIS)
Appendix V	Cumulative Statistics on Exceedances, Complaints, Notifications of Summons and Successful Prosecutions
Appendix W	Tentative schedule for environmental monitoring



EXECUTIVE SUMMARY

- A.1 Pursuant to the Environmental Impact Assessment (EIA) Ordinance, the Director of Environmental Protection (DEP) granted the Environmental Permit (No. EP- 494/2015) to the Water Supplies Department (WSD) to construct and operate the designated project for “In-situ Reprovisioning of Sha Tin Water Treatment Works - South Works” (“The Project”).
- A.2 Under Contract No. 3/WSD/15, Ming Hing - Ming Hing Civil - Vasteam Joint Venture (MMVJV) is commissioned by WSD to undertake the construction of the advance works while AECOM Asia Company Limited was appointed by WSD as the Engineer. For implementation of the environmental monitoring and audit (EM&A) programme under the Contract, Acumen Environmental Engineering & Technologies Company Limited was appointed by MMVJV as the Environmental Team (ET). AECOM Asia Company Limited was also employed by the WSD as the Independent Environmental Checker (IEC).
- A.3 The construction phase of the Contract commenced on 30 October 2015 for completion by 28 January 2021. The impact monitoring of the EM&A programme, including air quality, noise, water quality monitoring as well as environmental site inspections, commenced on 17 February 2016.
- A.4 This is the 57th monthly Environmental Monitoring and Audit Report for this Contract covering the period from 1 to 30 November 2020 (the Reporting Period). As informed by the Contractor, major activities in the reporting period included:
- Architectural Builders Works and Finishes at Logistic Center
 - Architectural Builders Works and Finishes at Alum Tank & Hydro Turbine House
 - Testing and Commissioning Works at Logistic Center
 - Drainage work and associate work of new carriageway at South Access Entrance
 - Landscaping works
- A.5 Environmental monitoring activities under the EM&A program in this reporting period are summarized below

Issues	Environmental Monitoring Parameters / Inspection	Occasions
Air	1-Hour TSP	21
Noise	$L_{eq(30mins)}$ Daytime	7
Water Quality	Water Sampling	13
Inspection / Audit	ET Regular Environmental Site Inspection	4
	IEC Monthly Environmental Site Audit	1

- A.6 No exceedance of air quality, noise and water quality monitoring were recorded in this reporting period.
- A.7 No environmental complaint were received via EPD in this reporting period.
- A.8 No notification of any summons and successful prosecutions was received in this reporting period.
- A.9 No reporting change was made in this reporting period.
- A.10 There was no EPD site inspection conducted in the reporting period.



- A.11 As informed by the Contractor, the major works for this Project in December 2020 will be:
- Architectural Builders Works and Finishes at Logistic Center
 - Architectural Builders Works and Finishes at Alum Tank & Hydro Turbine House
 - Testing and Commissioning Works at Logistic Center
 - Landscaping works
- A.12 EM&A monitoring for the 57th reporting period has been completed. The 58th monthly EM&A report will cover the period from 1 to 31 December 2020.



1. INTRODUCTION

1.1. PROJECT BACKGROUND

- 1.1.1 Pursuant to the Environmental Impact Assessment (EIA) Ordinance, the Director of Environmental Protection (DEP) granted the Environmental Permit (No. EP- 494/2015) on 28 January 2015, subsequent to approval of the EIA Report (Register No. AEIAR-187/2015), to the Water Supplies Department (WSD) to construct and operate the designated project for “In-situ Reprovisioning of Sha Tin Water Treatment Works - South Works” (“The Project”).
- 1.1.2 Under Contract No. 3/WSD/15, Ming Hing - Ming Hing Civil - Vasteam Joint Venture (MMVJV) is commissioned by WSD to undertake the construction of the advance works while AECOM Asia Company Limited was appointed by WSD as the Engineer. For implementation of the environmental monitoring and audit (EM&A) programme under the Contract, Acumen Environmental Engineering & Technologies Company Limited was appointed by MMVJV as the Environmental Team (ET). AECOM Asia Company Limited was also employed by the WSD as the Independent Environmental Checker (IEC).
- 1.1.3 The construction phase of the Contract commenced on 30 October 2015 for completion by 28 January 2021. The general layout plan of the Contract components is presented in **Appendix A**.
- 1.1.4 ET conducted below baseline monitoring at designated locations according to the EM&A Manual.
- Air quality and noise: from 21 December 2015 to 3 January 2016.
- Water quality: from 15 December 2015 to 8 January 2016.
- 1.1.5 Baseline Monitoring Report was issued by the ET and verified by the IEC on 27 January 2016 and submitted to the EPD on 2 February 2016.
- 1.1.6 The impact monitoring of the EM&A programme, including air quality, noise, water quality monitoring as well as environmental site inspections, commenced on 17 February 2016.



1.2. ORGANIZATION STRUCTURE

1.2.1 The organization structure of the Contract is shown in **Appendix B**. Contact details of key personnel are summarized in below table:

Table 1-1: Key Personnel Contact for Environmental Works

Party	Position	Name	Telephone
Water Supplies Department	Engineer / Project Management	Mr. Chiu, Aletta C. M.	2829 5653
AECOM	Senior Resident Engineer (Civil)	Mr. Ng, Derek, K. H.	9717 1420
	Independent Environmental Checker	Mr. Fung, Y. W.	3922 9366
	Deputy Independent Environmental Checker	Ms. Lam, Lemon, M. C.	3922 9381
Ming Hing - Ming Hing Civil - Vasteam Joint Venture	Project Manager	Mr. Lam, Larry, M. W.	6478 0501
	Site Agent	Mr. To, Eros, W. H.	9223 9590
Acumen Env. Eng. & Tech. Co. Ltd.	Project Director	Ir Dr. Lam, Gabriel, C. K.	2333 6823
	Environmental Team Leader	Ir Leung, Jacky, C. H.	9060 2368
	Ecologist	Mr. Liu, Vincent, W. L.	6505 5827

1.3. SCOPE OF REPORT

1.3.1 This is the 57th monthly EM&A Report under the Contract No. 3/WSD/15 In-situ Reprovisioning of Sha Tin Water Treatment Works (South Works) – Advance Works covering the period from 1 November 2020 to 30 November 2020 (the reporting period).

1.3.2 The EM&A requirements for impact monitoring are set out in the approved EM&A Manual. Environmental aspects such as the construction air quality, noise, water quality and ecology were identified as the key issues during the construction phase of the Project.

1.4. SUMMARY OF CONSTRUCTION WORKS

1.4.1 The construction phase of the Contract commenced on 30 October 2015. Latest construction programmes is shown in **Appendix C**.

1.4.2 As informed by the Contractor, details of the major works carried out in this reporting month are listed below:

- Architectural Builders Works and Finishes at Logistic Center
- Architectural Builders Works and Finishes at Alum Tank & Hydro Turbine House
- Testing and Commissioning Works at Logistic Center
- Drainage work and associate work of new carriageway at South Access Entrance
- Landscaping works

1.4.3 The locations of the construction activities are shown in **Appendix D**. The Environmental Sensitive Receivers in the vicinity of the Project are shown in **Appendix E**.



2. EM&A RESULTS

2.1. EM&A BACKGROUND

2.1.1 The EM&A programme required environmental monitoring for air quality, noise, water quality and ecology as well as environmental site inspections for air quality, noise, water quality, waste management and ecology impacts. The EM&A requirements and related findings for each component are summarized in the following sections. A summary of impact monitoring programme is presented in Table 2-1.

Table 2-1: Summary of Impact Monitoring Programme

Impact Monitoring	Sampling Parameter	Frequency
Air Quality	1-hour TSP	3 times in every 6 days when documented and valid complaint was received
Noise	L_{eq} 30 min, L_{eq} 5 min, L_{10} and L_{90} as reference.	1 time per week: ◆ L_{eq} 30 min for normal weekdays from 0700 - 1900;
Water Quality	Duplicate in-situ measurements: Dissolved Oxygen (DO), Turbidity and pH; HOKLAS-accredited laboratory analysis: Suspended Solids (SS).	3 days per week. The interval between 2 monitoring days will be more than 36 hours.
Ecology	-	A detailed at least 6 years post-planting monitoring and maintenance programme

Remark: Sampling Depth for Water Quality:

- (i) 3 depths: 1m below water surface, 1m above bottom and at mid-depth when the water depth exceeds 6m.
- (ii) If the water depth is between 3m and 6m, 2 depths: 1m below water surface and 1m above bottom.
- (iii) If the water depth is less than 3m, 1 sample at mid-depth is taken

2.1.2 A summary of the monitoring parameters is presented in Table 2-2.

Table 2-2: Summary of the monitoring parameters of EM&A Requirements

Environmental Issue	Parameter
Air Quality	● 1-hour TSP Monitoring by Real-Time Portable Dust Meter
Noise	● L_{eq} (30min) during normal working hours
Water Quality	In-situ measurement ● Dissolved Oxygen (mg/L); ● Dissolved Oxygen Saturation (%); ● Turbidity (NTU); ● pH value; ● Water depth (m); and ● Temperature (°C)
	Laboratory analysis ● Suspended Solids (mg/L)



- 2.1.3 Summary of determination of Action/Limit (A/L) Levels for air quality, noise and water quality are presented in **Appendix F**.
- 2.1.4 Should non-compliance of the environmental quality criteria occurs, remedial actions will be triggered according to the Event and Action Plan enclosed in **Appendix G**.
- 2.1.5 The impact monitoring schedules are presented in **Appendix H** and the monitoring results are detailed in the following sub-sections.

2.2. AIR QUALITY MONITORING

- 2.2.1 Impact monitoring for air quality had been carried out in accordance with Sections 2.29 of the approved EM&A Manual to determine the ambient 1-hour total suspended particulates (TSP) levels at the monitoring locations. 1-hour TSP sampling should be undertaken at least 3 times in every six-days at each monitoring station when the highest dust impacts are expected. General meteorological conditions (wind speed, direction and precipitation) and notes regarding any significant adjacent dust producing sources had also been recorded throughout the impact monitoring period.
- 2.2.2 Two (2) designated monitoring stations, AM1 located at the L Louey and AM2 located at Hin Keng Estate - Hin Wan House, were recommended in Section 2.18 of the approved EM&A Manual. In order to identify and seek for the access of the air monitoring locations designated in the EM&A Manual, site visit was conducted among ET, IEC and EPD.
- 2.2.3 During the site visit, all designated air monitoring locations were identified. Details of air monitoring stations are described in Table 2-3. The location plan of air quality monitoring stations is shown in **Appendix I**.

Table 2-3: Location of the Air Quality Monitoring Stations

Air Quality Monitoring Station	Air Sensitive Receiver (ASR) ID in the approved EIA Report	Dust Monitoring Station
AM1	ASR2	The L Louey (at a platform level of about 5m above road level nearby)
AM2	ASR4	Hin Keng Estate - Hin Wan House (at the roof top)

- 2.2.4 The monitoring equipment using for the air quality impact monitoring was proposed by ET and verified by IEC. 1-hour TSP levels had been measured with direct reading dust meter. It has been demonstrated its capability in achieving comparable results with high volume sampling method as set out in the Title 40 of the Code of Federal Regulations, Chapter 1 (Part 50). The details of equipment using for impact monitoring are listed in Table 2-4 as below.

Table 2-4: Air Quality Impact Monitoring Equipment

Equipment	Model
Portable dust meter – 1-hour TSP	Sensidyne Model 80570
Portable Wind Speed Indicator	The Kestrel Pocket Weather Meter

- 2.2.5 The 1-hour TSP meter provides a real time 1-hour TSP measurement based on 90° light scattering. The 1-hour TSP monitor consists of the following:
- A pump to draw sample aerosol through the optic chamber where TSP is measured;
 - A sheath air system to isolate the aerosol in the chamber to keep the optics clean for maximum reliability; and



- A built-in data logger compatible with based program to facilitate data collection, analysis and reporting.

2.2.6 The 1-hour TSP meter was calibrated by the manufacturer prior to purchasing. Zero response of the instrument was checked before and after each monitoring event. Operation of the 1-hour TSP meter followed manufacturer’s Operation and Service Manual. A valid calibration certificate is attached in **Appendix J**.

2.2.7 In this Reporting Period, a total of seven (7) sampling days perform air quality monitoring at the two designated locations. The results for 1-hour TSP are summarized in Table 2-5 and Table 2-6.

Table 2-5: Summary of 1-hour TSP Monitoring Results – AM1

Date	Weather	1-hour TSP ($\mu\text{g}/\text{m}^3$)				
		Start Time	End Time	1 st Measurement	2 nd Measurement	3 rd Measurement
2/11/2020	Cloudy	15:42	16:42	84	79	88
6/11/2020	Sunny	15:46	16:46	139	141	126
11/11/2020	Cloudy	13:20	14:20	112	125	132
16/11/2020	Fine	11:39	12:39	76	88	73
20/11/2020	Sunny	14:35	15:35	105	118	109
25/11/2020	Sunny	15:50	16:50	81	87	95
30/11/2020	Sunny	15:32	16:32	95	87	101
Average				102.0		
Range				73 – 141		

Table 2-6: Summary of 1-hour TSP Monitoring Results – AM2

Date	Weather	1-hour TSP ($\mu\text{g}/\text{m}^3$)				
		Start Time	End Time	1 st Measurement	2 nd Measurement	3 rd Measurement
2/11/2020	Cloudy	15:47	17:47	84	88	92
6/11/2020	Sunny	15:51	17:51	145	132	113
11/11/2020	Cloudy	13:26	15:26	139	141	132
16/11/2020	Fine	11:45	13:45	88	102	92
20/11/2020	Sunny	14:41	16:41	105	122	139
25/11/2020	Sunny	15:55	17:55	95	105	112
30/11/2020	Sunny	15:38	17:38	106	98	108
Average				111.3		
Range				84 – 145		

2.2.8 In this Reporting Month, all monitoring result were below the action level. Hence, no Action or Limit Level exceedance was triggered during this month. The impact air quality monitoring results and graphical presentation are shown in **Appendix K**.



2.3. NOISE MONITORING

- 2.3.1 Impact monitoring for noise levels had been measured in accordance with Sections 3.13 of approved EM&A Manual on normal weekdays at a frequency of once a week at logging interval of 30 minutes for daytime (between 0700 and 1900 hours of normal weekdays). The L_{eq} had been recorded at the specified intervals. The non-project related construction activity – Sha Tin to Central Link (SCL) for Hin Keng to Diamond Hill Tunnel, in the vicinity of the monitoring stations during the impact monitoring had been noted and the source and location of this activity had been recorded.
- 2.3.2 According to Section 3.7 of the approved EM&A Manual, 3 noise sensitive receivers designated for the construction noise monitoring. The designated monitoring stations are identified and successfully granted by the premises. The details of noise monitoring stations are described in Table 2-7 and the location plan of noise monitoring stations is shown in **Appendix L**.

Table 2-7: Details of Noise Monitoring Stations

Noise Monitoring Station	Noise Sensitive Receiver (NSR) ID in the approved EIA Report	Identified Noise Monitoring Station
NM1	HK2	The L Louey (South) (at a platform level of about 5m above road level nearby - free field measurement)
NM2	HK5	Hin Keng Estate – Hin Wan House (at the roof level - facade measurement)
NM3	HK7	C.U.H.K.F.A.A. Thomas Cheung School (at the roof level - free field measurement)

- 2.3.3 The monitoring equipment using for the noise impact monitoring was proposed by ET and verified by IEC. Sound level meter in compliance with the International Electrotechnical Commission Publications 651: 1979 (Type 1) and 804: 1985 (Type 1) specifications has been used for carrying out the noise monitoring. The sound level meter has been checked using an acoustic calibrator. The wind speed has been checked with a portable wind speed meter capable of measuring the wind speed in m/s. The details of equipment using for impact monitoring are listed in Table 2-8 as below.

Table 2-8: Noise Impact Monitoring Equipment

Noise	
Sound Level Meter	NTi Audio XL2
Acoustic Calibrator	Rion NL-52
Portable Wind Speed Indicator	The Kestrel Pocket Weather Meter

- 2.3.4 All noise measurements were the meter set to FAST response and on the A-weighted equivalent continuous sound pressure level (L_{eq}).
- 2.3.5 Prior to the impact noise measurement, the accuracy of the sound level meter was checked using an acoustic calibrator generating a known sound pressure level at a known frequency. Regular checking



was conducted in impact monitoring period. The calibration level before and after the noise measurement is agreed to within 1.0 dB.

- 2.3.6 An acoustic calibrator and sound level meter using impact monitoring is within the valid period and were calibrated per year. A set of valid calibration certificates is attached in **Appendix M**.
- 2.3.7 Noise measurements should not be made in presence of fog, rain, wind with a steady speed exceeding 5 ms^{-1} or wind with gusts exceeding 10 ms^{-1} . The wind speed was checked with a portable wind speed meter capable of measuring with speeds in ms^{-1} .
- 2.3.8 In this Reporting Period, a total seven (7) occasions noise monitoring was undertaken in Reporting period. The noise monitoring results at the designated locations are summarized in Tables 2-9 to 2-11.

Table 2-9: Summary of Noise Monitoring Results – NM1

Date	Time	Weather	1 st Leq _{5min}	2 nd Leq _{5min}	3 rd Leq _{5min}	4 th Leq _{5min}	5 th Leq _{5min}	6 th Leq _{5min}	Leq _{30min}
2/11/2020	16:58 - 17:28	Cloudy	62.6	61.2	63.2	62.1	63.2	62.8	62.6
6/11/2020	17:05 - 17:35	Sunny	60.8	59.1	61.1	58.7	59.9	61.8	60.4
11/11/2020	14:39 - 15:09	Cloudy	62.6	61.4	63.2	60.5	62.2	61.0	61.9
16/11/2020	14:22 - 14:52	Fine	63.2	61.1	63.3	62.8	63.5	62.7	62.8
20/11/2020	15:54 - 16:24	Sunny	63.2	64.0	64.1	63.0	61.5	62.2	63.1
25/11/2020	17:25 - 17:55	Sunny	62.5	61.2	60.8	61.0	61.2	63.0	61.7
30/11/2020	17:14 - 17:44	Sunny	61.5	60.9	61.8	62.4	61.5	60.7	61.5
Average									62.1
Range									60.4 – 63.1
Limit Level >75dB(A)									

Table 2-10: Summary of Noise Monitoring Results – NM2

Date	Time	Weather	1 st Leq _{5min}	2 nd Leq _{5min}	3 rd Leq _{5min}	4 th Leq _{5min}	5 th Leq _{5min}	6 th Leq _{5min}	Leq _{30min}
2/11/2020	15:47 - 16:17	Cloudy	62.1	61.5	63.2	62.2	63.2	61.9	62.4
6/11/2020	15:51 - 16:21	Sunny	64.1	64.5	63.0	62.9	62.9	62.0	63.3
11/11/2020	13:26 - 13:56	Cloudy	62.0	62.4	62.0	61.5	60.2	64.2	62.2
16/11/2020	13:10 - 13:40	Fine	61.5	63.2	64.1	60.0	62.2	61.5	62.3
20/11/2020	14:41 - 15:11	Sunny	62.2	63.0	64.2	63.2	61.1	64.1	63.1
25/11/2020	16:10 - 16:40	Sunny	63.0	62.1	61.8	62.1	63.2	62.5	62.5
30/11/2020	16:00 - 16:30	Sunny	62.5	62.7	63.5	61.5	61.9	62.5	62.5
Average									62.6
Range									62.2 – 63.3
Limit Level >75dB(A)									



Table 2-11: Summary of Noise Monitoring Results – NM3

Date	Time	Weather	1 st Leq _{5min}	2 nd Leq _{5min}	3 rd Leq _{5min}	4 th Leq _{5min}	5 th Leq _{5min}	6 th Leq _{5min}	Leq _{30min}
2/11/2020	16:21 - 16:51	Cloudy	58.8	57.0	59.9	60.5	59.0	61.1	59.6
6/11/2020	16:25 - 16:55	Sunny	60.0	58.8	58.5	60.5	62.2	60.5	60.3
11/11/2020	14:00 - 14:30	Cloudy	62.2	60.5	59.5	58.8	60.5	60.7	60.5
16/11/2020	13:44 - 14:14	Fine	61.6	60.9	62.0	60.9	62.2	61.6	61.6
20/11/2020	15:16 - 15:46	Sunny	62.2	61.7	60.0	58.8	61.0	59.0	60.6
25/11/2020	16:47 - 17:17	Sunny	59.8	60.2	61.2	62.1	61.5	62.3	61.3
30/11/2020	16:37 - 17:07	Sunny	59.4	60.5	59.2	61.2	60.5	60.8	60.3
Average									60.6
Range									59.6 – 61.6
Limit Level									
70dB(A) during normal teaching periods or 65dB(A) during examination periods									

2.3.9 As shown in the results were well below the limit level, also no complaint was received by the RE, WSD, EPD and contractor. Hence, no Action or Limit Level exceedance was triggered during this month. The impact noise quality monitoring results and graphical presentation are shown in **Appendix N**.

2.4. WATER QUALITY MONITORING

2.4.1 Water Impact monitoring had been taken three days per week with sampling or measurement in accordance with Sections 4.12 of the approved EM&A Manual at all designated monitoring stations in the 2 water courses. The interval between 2 sets of monitoring had been more than 36 hours. Replicate in-situ measures had been carried out in each sampling event.

2.4.2 Three (3) control and two (2) impact stations were recommended in the Section 4.7 of the approved EM&A Manual to carry out water quality monitoring. In order to identify and seek for the access of the water monitoring locations designated in the approved EM&A Manual, site visit was conducted among ET, IEC and Environmental Protection Department (EPD).

2.4.3 During the site visit, all designated monitoring locations were identified however one more impact stations (M3) along the same water course was introduced due to the concern on multiple site effect, in particular to address the potential impact to M2 from a source at upstream of the water course. Details and coordinates of the monitoring stations are described in Table 2-12 and the location plan of water quality monitoring stations is shown in **Appendix O**.

Table 2-12: Details of Water Quality Monitoring Station

Water Quality Monitoring Station	Description	Co-ordinates	
		Easting	Northing
C1	Control Stations	835110	824716
C2		835403	824470
C3		835642	824386
M1	Impact Monitoring Stations	835215	824827
M2		835536	824775
M3		835501	824648



2.4.4 The water monitoring equipment and analysis using for the water quality monitoring were proposed by ET and verified by IEC. The details of equipment using for impact monitoring are listed in the Table 2-13 below:

Table 2-13: Monitoring Equipment Used in Impact Monitoring Program

Water quality	
Horiba Multi Water Quality Checker U-53	
Thermometer & DO meter	The instrument is a portable and weatherproof dissolved oxygen (DO) measuring instrument complete with cable and sensor, and use a DC power source. The equipment is capable of measuring as included a DO level in the range of 0 - 20mg/L and 0 - 200% saturation; and a temperature of 0 - 45°C.
pH meter	The instrument consists of a potentiometer, a glass electrode, a reference electrode and a temperature-compensating device. It is readable to 0.1 pH in range of 0 to 14.
Turbidimeter	The instrument is a portable and weatherproof turbidity measuring instrument using a DC power source. It has a photoelectric sensor capable of measuring turbidity between 0 - 1000 NTU.
Laboratory Analysis	
Suspended Solids	HOKLAS-accredited laboratory (Acumen Laboratory and Testing Limited)

Remark:

(i) *Water samples for suspended solids (SS) have been stored in high density polythene bottles with no preservative added, packed in ice (cooled to 4°C without being frozen).*

- 2.4.5 Before the commencement of the sampling, general information such as the date and time of sampling as well as the personnel responsible for monitoring were recorded on the monitoring field data sheet.
- 2.4.6 Water temperature, turbidity, DO, pH and water depth were measured in-situ. Since water depths at C1, C2, M1, M2 and M3 were less than 3 m, all in-situ measurements and sampling conducted at one water depth such as mid-depth are performed. Moreover, C3 was recorded dry throughout the sampling period. Therefore, in-situ measurements and sampling could not be conducted at C3 in accordance with the water monitoring requirements in the approved EM&A Manual.
- 2.4.7 At each sampling point, (two) 2 consecutive measurements of temperature, DO, turbidity and pH were measured. The Multi-Parameter Water Quality Monitoring Probe were retrieved out of the water after the first measurement and then re-deployed for the second measurement. Where the difference in the value between the first and second readings of each set was more than 25% of the value of the first reading, the reading was discarded and further readings were taken. The certification of the Multi-parameter Water Quality Monitoring System is showed in **Appendix P**.
- 2.4.8 All water samples were delivered to the Acumen Laboratory and Testing Limited (HOKLAS registration no.: 241). SS testing was used HOKLAS accredited Analytical method APHA 2540 D. The certification of laboratory with HOKLAS accredited analytical tests are provided in **Appendix Q**.
- 2.4.9 In this reporting period, a total of thirteen (13) sampling days perform water monitoring at the six designated locations. Monitoring results of 4 key parameters: dissolved oxygen (DO), turbidity, suspended solids and pH in this Reporting Months, are summarized in Table 2-14.



Table 2-14: Summary of Water Quality Monitoring Results

Dissolved Oxygen – Mid Depth (mg/L)	C1	C2	C3	M1	M2	M3
Average	8.57	8.47	N/A	9.11	9.14	9.39
Min.	8.35	8.31	N/A	8.89	8.98	9.17
Max.	8.73	8.78	N/A	9.30	9.32	9.53
Turbidity – Mid Depth (NTU)	C1	C2	C3	M1	M2	M3
Average	2.49	2.58	N/A	2.13	1.71	0.63
Min.	2.20	2.40	N/A	1.90	0.80	0.30
Max.	2.70	2.70	N/A	2.30	2.00	0.90
Suspended Solid – Mid depth (mg/L)	C1	C2	C3	M1	M2	M3
Average	2.98	3.35	N/A	2.55	4.41	<1
Min.	1.80	2.30	N/A	1.70	3.10	<1
Max.	3.70	4.10	N/A	2.90	5.20	<1
pH value (unit)	C1	C2	C3	M1	M2	M3
Average	7.41	7.67	N/A	7.69	7.77	7.59
Min.	7.21	7.41	N/A	7.63	7.59	7.49
Max	7.78	7.89	N/A	7.80	7.88	7.75

2.4.10 In this Reporting Month, all monitoring result were below or within the action level. Hence, no Action or Limit Level exceedance was triggered during this month. Detailed monitoring results including in-situ measurements, laboratory analysis data are shown in **Appendix R**.



2.5. ECOLOGY

- 2.5.1 Detailed Vegetation Survey Report and Woodland Compensation Plan submitted to EPD and approved on 17 February 2016. To ensure the planting works are properly implemented, bi-weekly monitoring is proposed throughout the planting phase. The frequency of monitoring is proposed to be bi-monthly during the first years of the planting stage, and then reduced to quarterly for the six (6) year post-planting period.
- 2.5.2 A 6 years post-planting review report will be submitted within a month after completion of the at least 6 years post-planting monitoring and maintenance.
- 2.5.3 Monitoring inspections were conducted on 30 November 2020.
- 2.5.4 Three trees TA572, TA326 and TA327 were transplanted to tree compensation area within the Sha Tin Water Treatment Works (STWTW) in 20 June 2016.
- 2.5.5 The condition of TA572 was observed in poor condition due to the damage of two main trunks. TA327 was also in poor condition. The already dead tree TA326 collapsed due to big hit by the Signal No.10 typhoon Mangkhut on 16 September 2018. Tree guying cables have been installed to provide external support to the remaining two transplanted trees. Transplanted Lamb of Tartary (*Cibotium barometz*) seems to be received too much sunlight. Leaves of them were observed yellowish in colour. On the other hand, young foliage was growing out to replace the old one.
- 2.5.6 Since Sha Tin South Fresh Water Service Reservoir (STSFWSR) was still under preparation, Lamb of Tartary was still temporally stored in a nursery garden at Wang Toi Shan, Kam Tin.
- 2.5.7 In general, all transplanted Lamb of Tartary (*Cibotium barometz*) were in fair condition while Hong Kong Eagle's Claw (*Artabotrys hongkongensis*) was observed dead during inspection on 20 August 2016. The survival rate for Lamb of Tartary (*Cibotium barometz*) and Hong Kong Eagle's Claw (*Artabotrys hongkongensis*) was 96%. The Summary table for health condition and survival rate was shown in Appendix II.
- 2.5.8 All transplanted Lamb of Tartary (*Cibotium barometz*) have been severely damaged by Typhon Wipha on 30-31 July 2019; the next few monitoring will be critical to assess their survival and recovery progress.
- 2.5.9 It is recommended to retain transplanted Lamb of Tartary (*Cibotium barometz*) at the nursery garden under proper maintenance during current recovery stage. Once their condition has recovered to acceptable level, they can be moved to the transplantation site at Sha Tin South Fresh Water Service Reservoir (STSFWSR) when the site is ready.



2.5.10 After transplantation, root ball of TA572 and TA327 tree should be kept moisture especially during non-raining day.

2.6. WASTE MANAGEMENT STATUS

2.6.1 The Contractor has submitted application form for registration as chemical waste producer under the Contract. Sufficient numbers of receptacles were available for general refuse collection and sorting. The Waste Producer Number to the Contractor is assigned in respect of the project site.

2.6.2 Wastes generated during this reporting period include mainly construction wastes (inert and non-inert). Waste flow table was prepared by the Contractor to record amount of waste generated and disposed (**Appendix T**).

2.6.3 The Contractor was advised to properly maintain on site C&D materials and waste collection, sorting and recording system, dispose of C&D materials and wastes at designated ground and maximize reuse/recycle of C&D materials and wastes.

2.6.4 The Contractor was also reminded to properly maintain the site tidiness and dispose of the wastes accumulated on site regularly and properly. For chemical waste containers, the Contractor was reminded to treat properly and store temporarily in designated chemical waste storage area on site in accordance with the Code of Practice on the Packaging, Labelling and Storage of Chemical Wastes.

2.7. DELIVERY, STORAGE AND HANDLING OF CHLORINE

2.7.1 Chlorine is delivered to Sha Tin WTW in batches of up to 6×1-tonne drums. The transport route from Sham Shui Kok dock on North Lantau is shown in **Figure 1**. The route passes along the North Lantau



Expressway, around the northern edge of Tsing Yi, through Tsuen Wan and along Tai Po Road (Piper’s Hill) to Sha Tin (Table 2-15).

Figure 1: Chlorine Transport Route to Sha Tin Water Treatment Works



Table 2-15: Chlorine Truck Transport Route

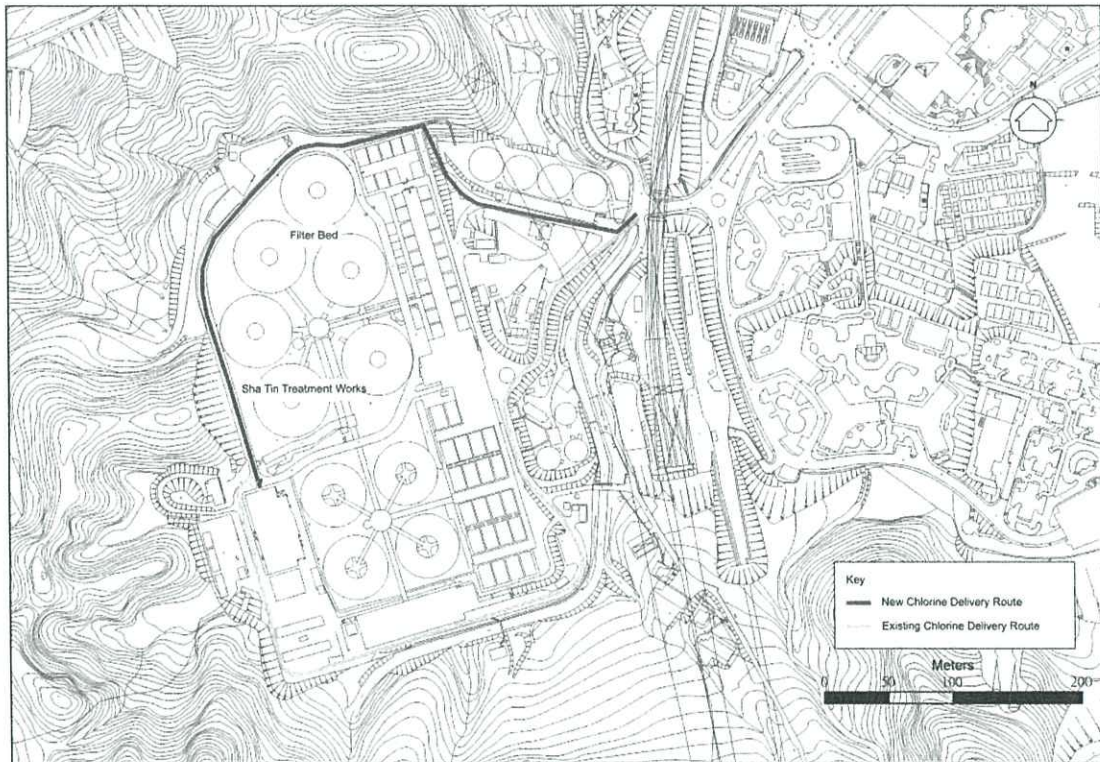
Destination	Route
From SSK Dock to Sha Tin WTW	Sham Shui Kok Dock > Cheung Tung Road > Sunny Bay Road > N Lantau Highway > Lantau Link > NW Tsing Yi Interchange > Tsing Yi North Coastal road > Tsing Tsuen Road > Tsuen Wan Road > Kwai Chung Road > Ching Cheung Road > Tai Po Road > Tai Po Road (Piper’s Hill) > Tai Po Road (Sha Tin Heights) > Tai Po Road > Tsing Sha Highway (Sha Tin) > Tai Po Rd (Sha Tin) > Sha Tin Rural Committee Rd > Tai Chung Kiu Rd > Che Kung Miu Road > Sha Tin WTW

2.7.2 Unloading takes place inside the Chlorination House, with the doors closed, in a designated truck unloading bay. The movement of drums within the storage area and ‘drive-through’ unloading bay is carried out using a hoist/monorail system with a purpose-built lifting beam. Prior to usage, the drums are stored on cradles within the chlorine storage area.

2.7.3 The on-site chlorine delivery route is shown in Figure 2.



Figure 2: Chlorine Delivery Route at Sha Tin WTW



- 2.7.4 An emergency chlorine scrubbing system is installed to remove any leaked chlorine in the chlorine handling and storage areas. The system is a packed tower utilising sodium hydroxide as the neutralising agent. The plant and equipment are installed in a separate scrubber room.
- 2.7.5 On detection of chlorine at a concentration of 3 ppm or above in the chlorine handling or storage areas, the scrubbing system will activate automatically. The air/chlorine mixture in the affected areas is drawn into the scrubber by the scrubber fan via ducting connected to the normal ventilation system. An electrically-operated isolating damper is provided in the scrubber intake which opens automatically when the scrubber fan starts up.
- 2.7.6 The scrubber system is normally set at auto standby mode and is activated if the chlorine concentration rises above 3 ppm. A continuous chlorine monitor is installed at a point downstream of the packed tower and upstream of the vent/recycle changeover dampers to monitor the scrubber performance; a “Chlorine concentration high” alarm will be initiated if the concentration of chlorine in the tower exhaust exceeds the preset value.
- 2.7.7 According to the Fire Services Department’s fire safety requirements, an emergency repair/stoppage kit for chlorine spillage/leakage is provided and maintained in good working condition at all times for use



by the trained persons and stowed adjacent to but outside the store/plant room. Regular drills are conducted to train personnel on the proper use of the breathing apparatus and protective clothing.

- 2.7.8 A Hazard Assessment of the risks associated with the storage, handling and transport of chlorine at Sha Tin WTW and the off-site transport of chlorine for the Construction and Operational Phases of the reprovisioning project has been conducted in the approved EIA Report (Register No. AEIAR-187/2015).
- 2.7.9 This In-situ Reprovisioning of Sha Tin WTW is an improvement project, following its completion the chlorine-related risks levels to the general public will be lowered due to the anticipated reduction of the chlorine storage and usage levels.
- 2.7.10 Implementation of the recommended mitigation measures would be regularly audited. No specific Environmental Monitoring would be required.



2.8. EM&A SITE INSPECTION

- 2.8.1 Site inspections were carried out on a weekly basis to monitor the implementation of proper environmental pollution control and mitigation measures under the Contract. In the reporting period, four (4) site inspections were carried out on 4, 11, 20, 25 November 2020.
- 2.8.2 One joint site inspection with IEC also undertaken on 20 November 2020. Minor deficiencies were observed during weekly site inspection or joint site inspection. Key observations during the site inspections are summarized in Table 2-16.

Table 2-16: Site Observations

Date	Environmental Observations	Follow-up Status
4 November 2020	No environmental issue was observed during the site inspection	N/A
11 November 2020	General refuse was found near the Logistics Centre. The Contractor was reminded to clear the area.	Refuse was cleared
20 November 2020	Stockpiles of dusty materials near the Logistics Center was not covered properly. The Contractor was reminded to provide Proper covering.	Covering was provided.
25 November 2020	No environmental issue was observed during the site inspection	N/A

- i. The Contractor has rectified all of the observations identified during environmental site inspections in the reporting period.



2.9. ENVIRONMENTAL LICENSES AND PERMITS

2.9.1 The status of environmental license and permit is summarized in Table 2-17 below:

Table 2-17: Summary of Environmental License and Permit

License / Permit	License / Permit No.	Date of Issue	Date of Expiry	License / Permit Holder	Remark
Environmental Permit	EP- 494/2015	28/01/2015	N/A	WSD	
Registration of Chemical Waste Producer	WPN5218-759 -M2936-01	31/12/2015	N/A	MMVJV	
Trip Ticket (Chit) Account	7023723	10/12/2015	N/A	MMVJV	
Waste Water Discharge License (Wall C)	WT0023932 -2016	01/04/2016	31/03/2021	MMVJV	
Waste Water Discharge License (Wall D)	WT0024211 -2016	10/06/2016	30/06/2021	MMVJV	
Construction Noise Permit	GW-RN0336-20	12/05/2020	16/12/2020	MMVJV	



2.10. IMPLEMENTATION STATUS OF ENVIRONMENTAL MITIGATION MEASURES

- 2.10.1 In response to the site audit findings, the Contractors carried out corrective actions. A summary of the environmental mitigation measures implemented by the Contractor in this Reporting Period are summarized in Table 2-18.
- 2.10.2 The environmental mitigation measures that recommended in the Implementation Schedule for Environmental Mitigation Measures (EMIS) in the approved EM&A Manual covered the issues of dust, noise, water and waste and they are showed **Appendix U**.

Table 2-18: Environmental Mitigation Measures

Issues	Environmental Mitigation Measures
Air Quality	<ul style="list-style-type: none"> - Tarpaulin covering of any dusty materials on a vehicle leaving the site; - Imposition of speed controls for vehicles on site haul roads; - Use of regular watering to reduce dust emissions from exposed site surfaces and roads; - Side enclosure and covering of any aggregate or stockpiling of dusty materials to reduce emissions; - Where possible, routing of vehicles and positioning of construction plant should be at the maximum possible distance from ASRs.
Noise	<ul style="list-style-type: none"> - Good site practices to limit noise emissions at the sources; - Use of quiet plant and working methods; - Use of site hoarding or other mass materials as noise barrier to screen noise at ground level of NSRs; - Scheduling of construction works outside school examination period in critical area.
Water	<ul style="list-style-type: none"> - Drainage systems were regularly and adequately maintained; - Effluent discharged from the construction site should comply with standards stipulated in the TM-DSS; - Open stockpiles of construction materials on sites should be covered.
General	<ul style="list-style-type: none"> - The site was generally kept tidy and clean.

2.10.3 The necessary mitigation measures were implemented properly for this Contract.

2.11. SUMMARY OF EXCEEDANCES OF THE ENVIRONMENTAL QUALITY PERFORMANCE LIMIT

- 2.11.1 Results for 1-hour TSP, noise and water quality monitoring complied with the Action/ Limit levels in the reporting period.
- 2.11.2 Cumulative statistics on exceedances is provided in **Appendix V**.



2.12. SUMMARY OF COMPLAINTS, NOTIFICATION OF SUMMONS AND PROSECUTIONS

2.12.1 The Environmental Complaint Handling Procedure is shown in below table:

Table 2-19: Environmental Complaint Handling Procedure

Complaint Received via Project Hotline	Complaint Received via 1823 or from other government departments
MMVJV notify ER, ET and IEC	ER notify MMVJV, ET and IEC
Register of the complaint. MMVJV and ET to conduct investigation of complaint and report to ER and IEC the investigation results	
If complaint is considered not valid	If complaint is found valid
ET or ER to reply the complainant if necessary	MMVJV to implement necessary improvement measures in consultation with the IEC, ET and ER. ET to check and inspect if the situation is improved. ER to conduct further inspection as necessary.
	ER to report the follow up actions done to WSD and reply to complainant is necessary. If the complaint is referred by the EPD, the Contractor to prepare interim report on the status of the complaint investigation and follow-up action
ER prepare complaint report for submission to WSD ET to record the complaint case in monthly EM&A report	



-
- 2.12.2 No environmental complaint were received in the reporting period.
- 2.12.3 No notification of summons and prosecution was received in the reporting period.
- 2.12.4 No visit from EPD in the reporting period.
- 2.12.5 Statistics on complaints, notifications of summons and successful prosecutions are summarized in **Appendix V**.

2.13. DATA MANAGEMENT AND DATA QA/QC CONTROL

- 2.13.1 The impact monitoring data were handled by ET's in-house data recording and management system.
- 2.13.2 The monitoring data recorded in the equipment were downloaded directly from the equipment at the end of each monitoring day. The downloaded monitoring data were input into computerized database properly. The laboratory results were input directly into the computerized database and checked by personnel other than those who had input the data.
- 2.13.3 For monitoring parameters that require laboratory analysis, the local laboratory had followed the QA/QC requirements as set out under the HOKLAS scheme for the relevant laboratory testing.



3. FUTURE KEY ISSUES

3.1. CONSTRUCTION PROGRAMME FOR THE COMING MONTHS

3.1.1 As informed by the Contractor, the major works for this Project from December 2020 to February 2021 will be:

- Rectification of site defects or omissions after final completion

3.2. KEY ISSUES FOR COMING MONTH

3.2.1 Potential environmental impacts arising from the above upcoming construction activities in December 2020 are mainly associated with dust, noise, water quality issues and waste management issues.

3.2.2 Particular issues to be considered in the coming month include:

- Architectural Builders Works and Finishes at Logistic Center
- Architectural Builders Works and Finishes at Alum Tank & Hydro Turbine House
- Testing and Commissioning Works at Logistic Center
- Landscaping works

3.2.2 The tentative monitoring schedule for December 2020 to February 2021 can be found in **Appendix W**.



4. CONCLUSIONS AND RECOMMENDATIONS

4.1. SUMMARY

- 4.1.1 Air quality (1-hour TSP), noise, water quality and ecology impact monitoring were carried out in the reporting period. All monitoring results are satisfactory and no NOEs or associated corrective action was therefore issued.
- 4.1.2 Four (4 nos.) environmental site inspection were conducted during the reporting period. Joint site inspection with IEC were carried out on 20 November 2020. Minor deficiencies were observed during site inspection and were rectified within the specified deadlines. The environmental performance of the Project was therefore considered satisfactory.
- 4.1.3 To control the site performance on waste management, the contractor shall ensure that all solid and liquid waste management works are fully in compliance with the relevant license/permit requirements, such as the effluent discharge licence and the chemical waste producer registration. Contractor is also reminded to implement the recommended environmental mitigation measures according to the Environmental Monitoring and Audit Manual.
- 4.1.4 No Environmental complaint were received in reporting period.
- 4.1.5 No notification of summons or prosecution was received since commencement of the Contract.
- 4.1.6 The ET will keep track on the construction works to confirm compliance of environmental requirements and the proper implementation of all necessary mitigation measures.

Appendix A

General Layout Plan

LEGEND:

- SITE BOUNDARY OF SHW TSW WATER TREATMENT WORKS
- █ WORKS AREA

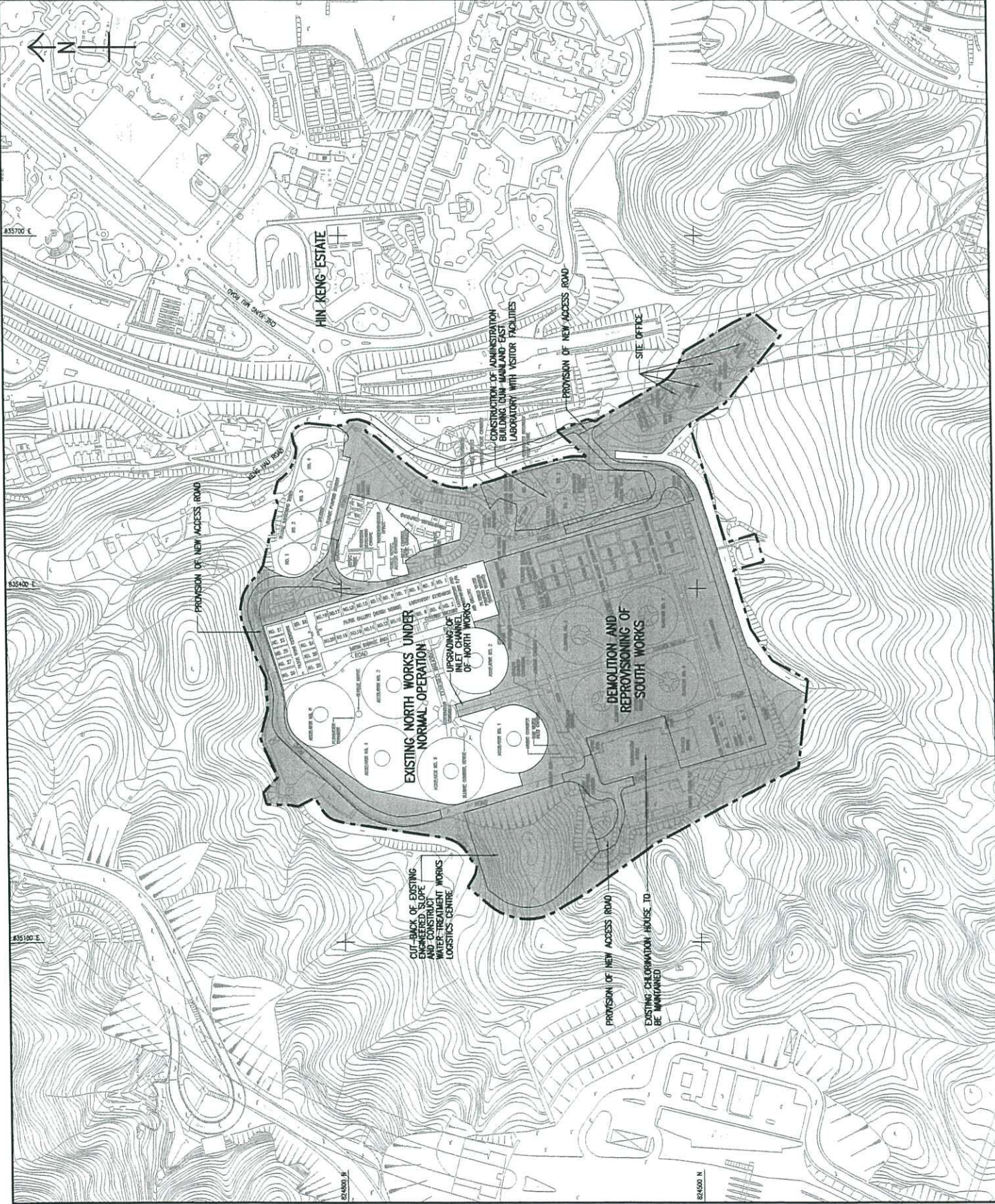


水務署
WATER SUPPLIES DEPARTMENT
 AGREEMENT NO. CE 13/2009 (WS)
 IN-SITU REPROVISIONING TREATMENT WORKS - SOUTH WORKS
 DESIGN AND CONSTRUCTION

LOCATION PLAN AND THE MAJOR SCOPE OF WORKS



DRG NO. 圖紙編號	60162073/EM&A/FIG 1
DATE 日期	12.2.2010
SCALE 比例尺	AS 1 : 3000
PROJECT NO. 項目編號	60162073
© COPYRIGHT RESERVED 版權 屬 我 們 所 有	




Appendix B

Project Organization

Appendix C

Latest Construction Programme

ID	Task Name	Duration	Rev 9	Rev 9	2016	2017	2018	2019	2020
76	DDA-14A - Architectural Design including GA, Interior Design and Non-Structural Element (incl. MEICA and BS Design)	76d	3/15/16	5/17/16					
77	DDA-14B - Foundation & Structural Design	95d	3/11/215	3/4/16					
78	DDA-14C - Foundation & Structural Design	642d	6/5/16	6/2/18					
79	DDA-14D - Building Services Design	408d	20/4/16	16/17					
80	DDA-14E - Building Services Design	821d	26/4/17	3/18/19					
81	DDA-14F - Electrical & Mechanical Design (incl. Hydraulic study)	172d	17/2/16	14/7/16					
82	DDA-14G - Electrical & Mechanical Design (incl. Hydraulic study)	167d	17/2/16	14/7/16					
83	DDA-14H - Electrical & Mechanical Design (incl. Hydraulic study)	104d	3/12/15	5/11/18					
84	DDA-14I - Architectural Design including GA, Interior Design and Non-Structural Element	26d	19/2/16	15/3/16					
85	DDA-15A - Architectural Design including GA, Interior Design and Non-Structural Element	309d	6/5/16	10/3/17					
86	DDA-15B - Foundation & Structural Design	65d	3/11/215	4/3/16					
87	DDA-15C - Foundation & Structural Design	338d	3/15/16	25/4/17					
88	DDA-15D - Building Services Design	676d	16/6/16	1/11/18					
89	DDA-15E - Building Services Design	742d	24/10/16	5/11/18					
90	DDA-15F - Electrical & Mechanical Design	130d	19/2/16	27/6/16					
91	DDA-15G - Electrical & Mechanical Design	322d	26/8/16	13/7/17					
92	DDA-15H - Electrical & Mechanical Design	975d	3/11/215	3/18/18					
93	DDA-15I - Galvanized Steel Platforms, Walkways and Footing Design	65d	3/11/215	4/3/16					
94	DDA-16A - Galvanized Steel Platforms, Walkways and Footing Design	340d	6/5/16	10/4/17					
95	DDA-16B - Lighting Design	29d	20/4/16	9/5/16					
96	DDA-16C - Lighting Design	793d	30/6/16	3/18/18					
97	DDA-16D - Electrical & Mechanical Design	144d	17/2/16	29/6/16					
98	DDA-16E - Electrical & Mechanical Design	149d	17/2/16	29/6/16					
99	DDA-16F - Electrical & Mechanical Design	132d	28/1/16	31/8/19					
100	DDA-16G - Electrical & Mechanical Design	26d	19/2/16	15/3/16					
101	DDA-17A - Architectural Design including GA, Interior Design and Non-Structural Element	503d	27/7/17	11/12/18					
102	DDA-17B - Foundation & Structural Design	45d	28/1/16	12/3/16					
103	DDA-17C - Foundation & Structural Design	484d	30/6/16	26/10/17					
104	DDA-17D - Electrical & Mechanical Design	20d	1/2/16	30/3/16					
105	DDA-17E - Electrical & Mechanical Design	196d	16/6/16	21/2/16					
106	DDA-17F - Building Services Design	893d	23/3/17	3/18/19					
107	DDA-17G - Building Services Design	1384d	25/2/16	3/18/19					
108	DDA-17H - Building Services Design	63d	25/2/16	27/4/16					
109	DDA-18A - Foundation, Civil & Structural Design	922d	30/6/16	7/1/19					
110	DDA-18B - Foundation, Civil & Structural Design	27d	1/3/16	6/4/16					
111	DDA-18C - Electrical & Mechanical Design	928d	15/2/17	3/18/19					
112	DDA-18D - Electrical & Mechanical Design	122d	16/6/16	15/10/16					
113	DDA-18E - Building Services Design	893d	23/3/17	3/18/19					
114	DDA-18F - Building Services Design	1259d	23/3/17	3/18/19					
115	DDA-18G - Building Services Design	1259d	23/3/17	3/18/19					
116	DDA-18H - Building Services Design	958d	24/1/16	15/11/18					
117	DDA-18I - Building Services Design	260d	24/1/16	17/12/16					
118	DDA-18J - Building Services Design	18d	24/1/16	19/4/16					
119	DDA-18K - Building Services Design	10d	20/4/16	29/4/16					
120	DDA-18L - Building Services Design	30d	30/4/16	29/5/16					
121	DDA-18M - Building Services Design	10d	15/6/16	24/8/16					
122	DDA-18N - Building Services Design	59d	25/8/16	13/10/16					
123	DDA-18O - Building Services Design	10d	14/10/16	23/10/16					
124	DDA-18P - Building Services Design	20d	24/10/16	12/11/16					
125	DDA-18Q - Building Services Design	35d	13/1/16	17/12/16					
126	DDA-18R - Building Services Design	210d	18/12/16	15/7/17					
127	DDA-18S - Building Services Design	262d	16/7/17	3/4/18					
128	DDA-18T - Building Services Design	246d	15/3/18	15/11/18					
129	DDA-18U - Building Services Design	246d	15/3/18	15/11/18					
130	DDA-18V - Building Services Design	246d	15/3/18	15/11/18					
131	DDA-18W - Building Services Design	246d	15/3/18	15/11/18					
132	DDA-18X - Building Services Design	246d	15/3/18	15/11/18					
133	DDA-18Y - Building Services Design	246d	15/3/18	15/11/18					
134	DDA-18Z - Building Services Design	0d	2/6/17	2/6/17					
135	DDA-19A - Building Services Design	83d	2/6/17	23/8/17					
136	DDA-19B - Building Services Design	240d	6/1/18	12/10/18					
137	DDA-19C - Building Services Design	29d	13/10/18	10/11/18					
138	DDA-19D - Building Services Design	0d	15/1/18	15/1/18					
139	DDA-19E - Building Services Design	791d	2/6/16	18/1/18					
140	DDA-19F - Building Services Design	0d	2/6/16	2/6/16					
141	DDA-19G - Building Services Design	120d	1/1/16	28/2/17					
142	DDA-19H - Building Services Design	18d	16/17	27/11/17					
143	DDA-19I - Building Services Design	124d	28/11/17	3/13/18					
144	DDA-19J - Building Services Design	123d	14/4/18	18/1/18					
145	DDA-19K - Building Services Design	1001d	16/6/16	26/2/19					
146	DDA-19L - Building Services Design	760d	16/6/16	30/6/18					
147	DDA-19M - Building Services Design	396d	16/6/16	17/7/17					
148	DDA-19N - Building Services Design	284d	20/9/17	30/6/18					
149	DDA-19O - Building Services Design	141d	30/6/18	18/11/18					
150	DDA-19P - Building Services Design	0d	30/6/18	30/6/18					




Contract No.: JWS0/15
In-situ Re-provisioning of Sna Tij Water Treatment Works (South Works) - Advance Works
Master Programme (Yr:08) - (Accelerate)

Critical Path	Task	Milestone	Summary	Chord
	Whole Set of Equipment (Duo Bias and PCT) Delivered on Site			

Page 2 of 10
 Date 7 November 2019

ID	Task Name	Duration	Rev 9 Start	Rev 9 End	2016	2017	2018	2019	2020
151	IV Condensed CLP Joint Inspection & Workshop for Those Units Installation Approval	6 d	17/18	6/18					
152	The First Unit of DD and PCT Installed at NWTPH	9 d	27/18	12/18					
153	CLP Pumps and PCT Installed at NWTPH	30 d	13/18	11/18					
154	CLP Pumps and PCT Installed at NWTPH	7 d	12/18	11/18					
155	Additional Cable Support and Cable Bridge outside NWTPH	99 d	20/18	26/19					
156	Confirm Installation	1 d	20/18	20/18					
157	Design and Shop Drawing	37 d	21/18	27/18					
158	Material Ordering, Delivery & Testing	14 d	21/18	27/18					
159	Fabrication and Erection for Cable Support	14 d	21/18	27/18					
160	Fabrication and Erection for Cable Bridge	47 d	11/19	26/19					
161	NWTPH - Phase 1 to Phase 5 E&M works	855 d	20/17	21/20					
162	NWTPH Phase 1 - E & M Works & 6.6 kV Supply 4 Diversion by CLP	711 d	20/17	21/20					
163	NWTPH - New Ducts, Draw Pits & Openings for 6.6kV (Phase 1) Source 2 CLP	2 d	24/17	25/17					
164	Diversion - HO by Civil Contractor	1 d	26/17	26/17					
165	CLP Inspection of the New ducts, Draw Pits & Openings for 6.6kV	1 d	27/17	27/17					
166	NWTPH - Defect Rectify after CLP Inspection of the New Ducts, Draw Pits & Openings	1 d	28/17	28/17					
167	NWTPH - Second CLP Inspection of the rectified New Ducts, Draw Pits & Openings	1 d	29/17	29/17					
168	NWTPH - T07 New Ducts/Pits/Openings after defect rectification to CLP - HO by Civil Contractor	1 d	15/17	15/17					
169	NWTPH - CLP T&C of the completed HV Cables	1 d	12/17	12/17					
170	Re-routing of Incoming 4 Power Cables to North Works Air Gallery (Suspension of existing Pump No. 9 and Pump No. 14 Operation)	34 d	16/17	18/17					
171	NWTPH - Superstructure & ABWF (UP to GF) - HO by Civil Contractor	0 d	13/17	13/17					
172	NWTPH - Panel Supporting Frames (GF) - HO by Civil Contractor	0 d	13/17	13/17					
173	NWTPH - WF & Panel Supporting Frames (1/F to R/F slab) - HO by Civil Contractor	0 d	13/17	13/17					
174	NWTPH - LV Supply Installation Commence at GF	33 d	13/17	14/17					
175	NWTPH - 6.6kV/11kV Switchboard Installation at 1/F (incl. T & C)	14 d	12/17	12/17					
176	NWTPH - Installation of 5 nos. of New Cap Bank for Pumps at 1/F	2 d	13/17	13/17					
177	NWTPH - LV Cable Laying and Termination, # Subject to STW/TW Operator	365 d	18/18	15/19					
178	NWTPH - 4.6kV Power and Control Cable Laying and Termination, Existing LV Diversion 12 Nos. # Subject to STW/TW Operator	153 d	31/17	30/18					
179	NWTPH - 6.6kV Works and 6.6kV Supply 2 Diversion	740 d	21/17	30/19					
180	NWTPH - Installation of Cable Rack at R/F of Admin. Building by Civil Contractor	14 d	21/17	4/17					
181	NWTPH - Installation of Cable Ladder on the Cable Rack at R/F of Admin. Building by E&M Contractor	178 d	5/17	31/18					
182	NWTPH - Cable Laying by CLP	123 d	23/18	23/18					
183	NWTPH - CLP Mobilization for Supply 2 diversion, # Subject to STW/TW Operator	15 d	10/18	24/18					
184	NWTPH - 6.6kV Supply 2 Diversion to NWTPH by CLP	14 d	25/18	8/19					
185	NWTPH - CLP T&C of the completed HV cables	4 d	30/18	26/19					
186	NWTPH - 6.6kV Switchboard T&C incl. CLP Inspection	3 d	23/18	22/19					
187	NWTPH - 6.6kV Switchboard Termination - Supply 2	16 d	23/18	8/19					
188	NWTPH - Pump No. 12 Diversion to NWTPH including Power and Control Cables, # 30 d	30 d	19/19	30/19					
189	NWTPH - Pump No. 11 Diversion to NWTPH including Power and Control Cables, # 12 d	12 d	25/19	6/19					
190	NWTPH - Pump No. 10 Diversion to NWTPH including Power and Control Cables (Suspension of Pump No. 10 Operation), # Subject to WSD Overhead Completion	170 d	15/18	26/19					
191	NWTPH - 6.6kV Works & Supply 3 Diversion	3 d	28/19	29/19					
192	NWTPH - 6.6kV Supply 3 Diversion to NWTPH by CLP	21 d	10/18	30/19					
193	NWTPH - CLP T&C of the Completed HV Cables	4 d	20/19	23/19					
194	NWTPH - CLP T&C incl. CLP Inspection	2 d	23/19	24/19					
195	NWTPH - Pump No. 13 Diversion to NWTPH including Power and Control Cables (Suspension of Pump No. 13 Operation), # Subject to WSD Overhead Completion (Claim No. 37A)	47 d	25/19	20/20					
196	NWTPH - Pump No. 10 Diversion to NWTPH including Power and Control Cables (Suspension of Pump No. 10 Operation), # Subject to WSD Overhead Completion	19 d	15/19	26/19					
197	NWTPH - Pump No. 10 Diversion to NWTPH including Power and Control Cables (Suspension of Pump No. 10 Operation), # Subject to WSD Overhead Completion	16 d	11/19	18/19					
198	Cap Bank No. 9 & 14 - HV cable laying	21 d	11/19	31/19					
199	Cap Bank No. 9 Connection (Suspension of Pump No. 9 Operation), # Subject to WSD Arrangement	11 d	11/19	11/19					
200	Relocate existing Cap Bank No. 14 to NWTPH (Suspension of Pump No. 14 Operation)	7 d	12/19	18/19					
201	Relocate existing Cap Bank No. 14 to NWTPH (Suspension of Pump No. 14 Operation)	33 d	11/19	23/19					
202	Divert North Work LV Loads, Relocate existing Transformer No. 3	21 d	11/19	21/19					
203	Divert North Work LV loads to New LV Switchboard in NWTPH, # Subject to WSD Arrangement under VO for replacing the existing HV cable for existing Transformer No. 3	0 d	11/19	11/19					
204	NWTPH - 100 New Ducts & Draw Pits between Filers & Sludge Treatment Plant - HO by Civil Contractor	0 d	11/19	11/19					
205	Relocate existing Transformer No. 3, and Reconnect to existing 6.6kV Switchboard in 22 d	22 d	12/19	20/20					
206	North Works Air Gallery	22 d	12/19	20/20					
207	NWTPH - Remove Interconnection Cable between Admin. Building and North Works 22 d Air Gallery Switchboard (Subject to Engineer's Instruction)	22 d	12/19	21/20					



ID	Task Name	Start	Finish	Duration	Rev 9	2015	2016	2017	2018	2019
208	NWTPH - Establish a New 6.6KV Interconnection Cable Between North Works Temp. 22 d	12/12/19	2/1/20	75 d						
209	NWTPH UNSB, TX, PLC & Genset Installation at GF	1/2/18	1/11/18	274 d						
210	NWTPH-6.6KV/11KV to 380V Transformers	6/1 d	3/7/18	60 d						
211	NWTPH-300KVA ESS, Genset Installation	7/26/18	10/1/18	75 d						
212	NWTPH-PLC & Ctrl. (Incl. 6.6KV switchboard to existing Admin. Building)	10/18/18	1/11/18	95 d						
213	NWTPH- Battery Charger System	1/17/18	3/17/18	21 d						
214	NWTPH- Cable Supports	1/2/18	1/5/18	164 d						
215	NWTPH- Cable Trays	1/3/18	1/5/18	76 d						
216	NWTPH- Cable Laying	1/4/18	1/5/18	45 d						
217	NWTPH- Cable Termination	1/4/18	1/5/18	45 d						
218	NWTPH- T&C	1/20/18	1/31/18	12 d						
219	NWTPH- Testing	2/1/18	1/31/18	12 d						
220	Hydro - Modification work for High Island Watermain	1/30/19	1/30/19	1 d						
221	Site survey of existing pipework and cabling	1/30/19	1/30/19	1 d						
222	Data collection for HTH design by E&M Contractor	1/30/19	1/30/19	1 d						
223	Construction of cable ducting for signal and power cable	1/30/19	1/30/19	1 d						
224	Relocation of sampling panel and cable diversion	1/30/19	1/30/19	1 d						
225	Replacement of existing actuators by WSD (EOT claim no. 010)	1/30/19	1/30/19	1 d						
226	Water suspension of High Island Water main pipes	1/30/19	1/30/19	1 d						
227	Capping of path A (Upstream)	1/30/19	1/30/19	1 d						
228	Investigation of backflow from downstream (Mixing Chamber) and preparation works	1/30/19	1/30/19	1 d						
229	For V160 valve capping works	1/30/19	1/30/19	1 d						
230	Capping off of V160 valve for facilitating Path A downstream capping works	1/30/19	1/30/19	1 d						
231	Demolition of EDH (incl. relocation of existing E & M equipment)	1/30/19	1/30/19	1 d						
232	Swapping of path B to path A (original)	1/30/19	1/30/19	1 d						
233	HTH - Structure & Building Service	1/30/19	1/30/19	1 d						
234	ELS works (sketch or pipe pile installation)	1/30/19	1/30/19	1 d						
235	ELS works and excavation works	1/30/19	1/30/19	1 d						
236	Pile Load Test for Raft Foundation	1/30/19	1/30/19	1 d						
237	Foundation & substructure (incl. pipeworks installation inside Hydro Turbine House)	1/30/19	1/30/19	1 d						
238	Superstructure for Hydro Turbine House	1/30/19	1/30/19	1 d						
239	Completion of concrete structure of Hydro Turbine House	1/30/19	1/30/19	1 d						
240	Finishing works	1/30/19	1/30/19	1 d						
241	Completion of architectural finishes and relevant works (both internal and external)	1/30/19	1/30/19	1 d						
242	Plumbing and Drainage installation	1/30/19	1/30/19	1 d						
243	MVAC installation	1/30/19	1/30/19	1 d						
244	Fire Service installation	1/30/19	1/30/19	1 d						
245	Electrical installation	1/30/19	1/30/19	1 d						
246	Water resumption of High Island Water main pipes	1/30/19	1/30/19	1 d						
247	Remove capping of path A and trench fill flow meter at HFI	1/30/19	1/30/19	1 d						
248	HTH - E&M Works (Secondary E&M Equipment Procurement)	1/30/19	1/30/19	1 d						
249	Hydro Turbine House - E&M Equipment Procurement	1/30/19	1/30/19	1 d						
250	Hydro Turbine House - E&M Equipment Manufacturing & FAT	1/30/19	1/30/19	1 d						
251	Hydro Turbine House - E&M Equipment Delivery	1/30/19	1/30/19	1 d						
252	Hydro Turbine House - E&M Equipment Delivery (Needle Valve & Turbine Generator)	1/30/19	1/30/19	1 d						
253	Hydro Turbine House - HIO by Civil Contractor	1/30/19	1/30/19	1 d						
254	Installation of needle valve and turbine generator	1/30/19	1/30/19	1 d						
255	Hydro Turbine House - Hydropower Generation System Mechanical Installation	1/30/19	1/30/19	1 d						
256	T04 - Trench/Cable ducts & Draw Pile HIO by Civil Contractor	1/30/19	1/30/19	1 d						
257	T05 - Trench/Cable ducts & Draw Pile HIO by Civil Contractor	1/30/19	1/30/19	1 d						
258	Hydro Turbine House - T&C for the BS, PSI, Hydro turbine System	1/30/19	1/30/19	1 d						
259	Hydro Turbine House - T&C for the BS, PSI, Hydro turbine System	1/30/19	1/30/19	1 d						
260	Section 1 Completion (Claims No. 026A, 028A & 051A)	1/30/19	1/30/19	1 d						
261	Section 2 Commencement	1/30/19	1/30/19	1 d						
262	Site Formation and Slope Retaining Structures for North Circular Road	1/30/19	1/30/19	1 d						
263	L-shape Retaining Wall D	1/30/19	1/30/19	1 d						
264	Site Clearance	1/30/19	1/30/19	1 d						
265	Temporary works removal Utilities relocation	1/30/19	1/30/19	1 d						
266	Excavation of D1038 Retaining wall	1/30/19	1/30/19	1 d						
267	Construction of L-shape Retaining wall	1/30/19	1/30/19	1 d						
268	Permit to Work (PTW) for Retaining Wall	1/30/19	1/30/19	1 d						
269	Permit to Work (PTW) for Retaining Wall	1/30/19	1/30/19	1 d						
270	Excavation and backfilling for bore piling works area	1/30/19	1/30/19	1 d						
271	Installation of temp. soil nail	1/30/19	1/30/19	1 d						
272	GI works for bored piles (H 5-10m, L 70m, Dia 1.5m)	1/30/19	1/30/19	1 d						
273	Bored pile test (Preload mobilization & site set up)	1/30/19	1/30/19	1 d						
274	Construction of mini piles	1/30/19	1/30/19	1 d						
275	Construction of mini piles	1/30/19	1/30/19	1 d						
276	Construction of mini piles	1/30/19	1/30/19	1 d						
277	Construction of mini piles	1/30/19	1/30/19	1 d						
278	Construction of mini piles	1/30/19	1/30/19	1 d						
279	Construction of mini piles	1/30/19	1/30/19	1 d						
280	Construction of mini piles	1/30/19	1/30/19	1 d						
281	Construction of mini piles	1/30/19	1/30/19	1 d						
282	Construction of mini piles	1/30/19	1/30/19	1 d						
283	Construction of mini piles	1/30/19	1/30/19	1 d						
284	Construction of retaining wall above bored pile	1/30/19	1/30/19	1 d						


Contract No.: 9/15SD/16
In-situ Reprofilising of Sha. The Water Treatment Works (South Works) - Advance Works
Master Programme (Ver.08) - (Accelerated)

Critical Split									
Summary									
Task									
Milestone									

Page 4 of 10
 Date: 7 November 2019

ID	ID	Task Name	Duration	Key 9	Key 9	2016	2017	2018	2019	2020
285	S2119	Construction of mini piles cap and L-shape retaining wall	45 d	5/8/17	18/0/17					
286	S2120	Construction of capping beam	40 d	19/9/17	28/0/17					
287	S2121	Drilling of pile wall & L-shape retaining wall	86 d	31/8/17	24/11/17					
288	S2002	Section 2 Completion (Certificate of Completion No. 1)	0 d	24/11/17	24/11/17					
289	S2003	Section 3 Commencement	0 d	30/10/15	30/10/15					
290	S3001	New North Circular Road	887 d	1/11/16	6/4/19					
291	S3002	Excavation for construction of new valve chamber	24 d	1/11/16	17/12/16					
292	S3003	Construction of New Valve Chamber	177 d	18/12/16	12/6/17					
293	S3004	Flowmeter Chamber	366 d	4/1/18	4/1/19					
294	S3005	Raising the existing Flowmeter chamber	211 d	4/1/18	2/8/18					
295	S3005a	Construction of new road and associated Utility Installation, GR6 Phase 1 (GR6 Ch. 440 to Ch. 557)	299 d	12/3/18	4/1/19					
296	S3006	E&M fitting for New Valve Chamber	37 d	19/19	6/4/19					
297	S3007	Lighting installation for New Valve Chamber	6 d	19/19	6/3/19					
298	S3008	Existing Kinok Modification of Panel & MCB for New Valve Chamber from Plover Cove Reservoir	5 d	24/19	6/4/19					
299	S3009	Temporary Washwater Recovery Tank	1198 d	14/16	12/7/19					
300	S3100	TWRT - DN900 pipe works	516 d	26/4/16	12/9/17					
301	S3100a	Hand dig tunnel for DN900 submersible pipes	25 d	26/4/16	20/5/16					
302	S3101	ELS works on DN900 submersible pipes	41 d	21/5/16	30/6/16					
303	S3102	Construction of divider wall and sewer pit	137 d	14/6/16	28/10/16					
304	S3103	Hand dig tunnel (Tunnel no. 1, 2 & 3) for DN900 pipe	120 d	28/11/16	27/2/17					
305	S3104	Trial pit, ELS works and excavation works for manhole E	90 d	28/3/17	25/6/17					
306	S3105	Installation of DN900 pipe	60 d	28/3/17	26/5/17					
307	S3106	Modification of manhole E	90 d	28/3/17	25/3/17					
308	S3107	Hand dig tunnel (Tunnel no. 4) for DN900 pipe (Chain No. 27A - Encounters with Uncharted Concrete Features, & Suspension of Works due to New Guidance Notes on Safety and Health of Hand Digging) for DN900 pipe	270 d	28/3/17	25/9/18					
309	S3107a	Hand dig tunnel (Tunnel no. 4) for DN900 pipe	71 d	24/9/17	7/12/17					
310	S3107b	Hand dig tunnel (Tunnel no. 4) for DN900 pipe	199 d	9/12/17	12/2/18					
311	S3107c	Hand dig tunnel (Tunnel no. 4) for DN900 pipe	67 d	13/2/18	26/2/18					
312	S3107d	Hand dig tunnel (Tunnel no. 4) for DN900 pipe	17 d	27/2/18	15/3/18					
313	S3107e	Hand dig tunnel (Tunnel no. 4) for DN900 pipe	107 d	14/1/18	28/6/18					
314	S3107f	Hand dig tunnel (Tunnel no. 4) for DN900 pipe, including pipe installation	13 d	29/9/18	10/10/18					
315	S3107g	Installation of DN900 pipe	258 d	11/10/18	25/6/19					
316	S3108A	Commission to Existing Washwater Recovery Culvert from North Fiber Beds & South Fiber Beds, (Chain No. 39A - Leakage of Excessive Water from Existing South Works & 238 d North Works Fiber Beds, Investigation, Additional Works & Final Change Over	258 d	11/10/18	25/6/19					
317	S3108B	Commission to Existing Washwater Recovery Culvert from North Fiber Beds & South Fiber Beds, (Chain No. 39A - Leakage of Excessive Water from Existing South Works & 238 d North Works Fiber Beds, Investigation, Additional Works & Final Change Over	258 d	11/10/18	25/6/19					
318	S3108B-1	Chain No. 39A - Delay-2 - Conduct Investigation and Excavate Trial Pits (NO No. 39) 45 d	22/2/19	5/5/19						
319	S3108B-2	TWRT - Modification of Tank	561 d	18/1/17	13/1/18					
320	S3108B	Construction of Steel Platforms and Walkway	175 d	29/8/17	29/8/17					
321	S3109	Completion of Steel Platforms and Walkway Installation	0 d	29/8/17	29/8/17					
322	S3110	Lay 400mm & 100mm pipes (incl. 3 box, of steel pipe bridge)	361 d	18/1/17	13/1/18					
323	S3111	External Installation (Lighting)	120 d	28/3/17	25/7/17					
324	S3112	External Installation (Lighting)	127 d	30/8/17	31/1/18					
325	S3113	Temporary Washwater Recovery Tank - E&M Works	1198 d	1/4/16	12/7/19					
326	S3114	E&M equipment procurement and completion of delivery of E&M equipment on site 122 d	168 d	1/4/16	15/9/16					
327	S3115	Temp. WRT - Equipment Procurement	213 d	2/10/16	30/12/16					
328	S3116	Temp. WRT - Equipment Manufacturing & FAT	25 d	21/17	15/10/17					
329	S3117	Temp. WRT - Equipment Delivery	0 d	30/9/17	30/9/17					
330	S3118	Temp. WRT - HIO by Civil Contractor	0 d	30/9/17	30/9/17					
331	S3119	Temp. WRT - HIO LV/Fiber Cable draw pit & trench HIO by Civil Contractor	0 d	11/10/17	11/10/17					
332	S3120	Temp. WRT - W&H / slab opening inside Admin. Building - HIO by Civil Contractor	0 d	27/10/17	14/10/17					
333	S3121	Temp. WRT - Cable containment installation inside admin. Building	13 d	15/10/17	30/11/17					
334	S3122	Temp. WRT - LV / Fibre Cable Laying	47 d	1/10/17	1/10/17					
335	S3123	Temp. WRT - Panel Support at existing Clarifier Distributing Chamber - HIO by Civil Contractor	8 d	15/12/17	22/12/17					
336	S3124	Temp. WRT - LVSB delivery and installation	10 d	15/18	10/5/18					
337	S3125	Temp. WRT - Site Acceptance Test for LVSB	3 d	16/18	3/6/18					
338	S3127	Temp. WRT - Address the existing Power Source and New power cable termination at Admin Building LVSB Room	93 d	30/2/18	30/6/18					
339	S3128	Temp. WRT - LVSB reenergization	82 d	19/6/18	30/6/18					
340	S3129	Temp. WRT - E&M installation inside circular Washwater Recovery Tank	32 d	15/7/18	15/8/18					
341	S3131	Temp. WRT - ICA	3 d	4/4/19	6/4/19					
342	S3132	Temp. WRT - DCS Panel delivery and installation	17 d	26/6/19	12/7/19					
343	S3126	Temp. WRT - Modification of existing switchboard at Clarifier Chamber	1185 d	19/16	29/11/19					
344	S3130	Temp. WRT - T&C	1139 d	19/16	14/10/19					
345	S3133	Site Formation - Flow Meter House - Valve Chamber @ Faucet Administration Building	235 d	19/16	23/4/17					
346	S3300	Faust Administration Building Ahead Works	90 d	24/1/17	23/4/17					
347	S3300a	Planning & coordination with WSD for rearrangement of raw watermain from High Island Reservoir and construction of Flowmeter House and Valve Chamber	60 d	24/4/17	22/6/17					
348	S3301	Technical Submission for Cable diversion & Pipe Cappings	110 d	23/8/17	10/10/17					
349	S3301a	Trial pit, underground utilities and cable diversion	3 d	4/8/17	6/8/17					
350	S3302	ELS works and excavation works for flow meter house and valve chamber								
351	S3303	Relocating existing Flow Meter								
352	S3307									

ID	ID	Task Name	Duration	Start	Finish	2016	2017	2018	2019
354	S3304	Partial removal of existing flow meter house and valve chamber installation	150 d	17/8/17	13/1/18				
355	S3305	Re-construction of flow meter house and valve chamber (incl. Steel Platform)	222 d	6/1/19	15/8/19				
356	S3306	ABWF Finishing Works for Flow Meter House and Valve Chamber	106 d	15/1/19	24/4/19				
357	S3307	Plumbing and Drainage Installation for Flow Meter House and Valve Chamber	60 d	16/8/19	14/10/19				
358	S3308	Electrical Installation for Flow Meter House and Valve Chamber	60 d	16/8/19	14/10/19				
359	S3309	Valve Chamber - E&M Works	716 d	30/11/17	15/11/19				
360	S3310	Valve Chamber - Equipment Procurement	622 d	30/11/17	30/1/18				
361	S3311	Valve Chamber - Equipment Manufacturing & FAT	93 d	12/1/19	16/1/19				
362	S3312	Valve Chamber - Equipment Site Works Duration*	122 d	12/1/19	30/6/19				
363	S3313	Valve Chamber - Equipment Delivery	122 d	12/1/19	30/6/19				
364	S3314	Valve Chamber - HO by Civil Contractor	30 d	18/1/19	18/1/19				
365	S3315	Valve Chamber - E&M Installation	30 d	18/1/19	18/1/19				
366	S3316	Valve Chamber - Modifying the actuator to suit new level	30 d	18/1/19	18/1/19				
367	S3317	Flowmeter House - E&M Works	35 d	15/10/19	15/11/19				
368	S3318	Flowmeter House - Equipment Procurement	868 d	17/1/17	17/10/17				
369	S3319	Flowmeter House - Equipment Manufacturing & FAT	512 d	2/10/17	25/2/19				
370	S3320	Flowmeter House - Equipment Delivery	157 d	26/2/19	18/1/19				
371	S3321	Flowmeter House - HO by Civil Contractor	0 d	11/1/19	11/1/19				
372	S3322	Flowmeter House - E&M Installation of new mono rails	40 d	16/4/19	10/5/19				
373	S3323	Flowmeter House - Power Supply	15 d	18/1/19	15/1/19				
374	S3324	Flowmeter House - T&C	35 d	12/10/19	15/11/19				
375	S3325	Site Formation of Future Administration Building	238 d	12/7/19	12/7/19				
376	S3326	Abandon of 2 Nos. Existing Wastewater Recovery Tanks	0 d	15/4/19	15/4/19				
377	S3327	Supply and Planning of Existing Diversion (Culvert 40) (Contractors NCC No. 2)	40 d	16/4/19	25/4/19				
378	S3328	Re-Isolation of DN600 Fresh Water Main into Two Stages, as per request - Stage 1 (Location B near South Bridge)	1 d	30/5/19	30/5/19				
379	S3329	Re-Isolation of DN600 Fresh Water Main into Two Stages, as per request - Stage 2 (Location A near Main Gate)	1 d	5/6/19	5/6/19				
380	S3330	Removal and Termination of Existing Utilities Connection	105 d	6/9/19	18/6/19				
381	S3331	Demolition of existing structure for future administration building	50 d	11/1/19	30/1/19				
382	S3332	Temporary Works & Demolition of 3 Nos. Existing Wastewater Recovery Tanks	90 d	2/17/19	18/10/19				
383	S3333	Site Formation (Backfilling) for future administration building	30 d	31/10/19	29/11/19				
384	S3334	Completion of Site Formation - Flow Meter House + Valve Chamber @ Future Administration Building	0 d	29/11/19	29/11/19				
385	S3335	Box Culvert at Tin Sum Nullah	1242 d	1/10/16	24/2/20				
386	S3400a	Excavation for Box Culvert (Bay 5)	261 d	1/10/16	18/6/17				
387	S3400b	Construction for Box Culvert (Bay 5)	45 d	17/10/16	14/11/16				
388	S3401	Excavation for Box Culvert (Bay 6)	60 d	15/11/16	13/1/17				
389	S3402	Construction for Box Culvert (Bay 6)	30 d	14/1/17	12/2/17				
390	S3403	Excavation for Box Culvert (Bay 7)	28 d	18/3/17	15/4/17				
391	S3404	Construction for Box Culvert (Bay 7)	25 d	13/2/17	9/3/17				
392	S3405	Excavation for Box Culvert (Bay 8)	18 d	30/4/17	17/5/17				
393	S3406	Construction for Box Culvert (Bay 8)	25 d	10/3/17	3/4/17				
394	S3407	Excavation for Box Culvert (Bay 9)	18 d	18/1/17	18/6/17				
395	S3408	Construction for Box Culvert (Bay 9)	876 d	2/10/17	24/2/20				
396	S3409a	Excavation for Box Culvert (Bay 4)	25 d	27/10/17	26/10/17				
397	S3409b	Construction for Box Culvert (Bay 4)	35 d	17/12/17	4/1/18				
398	S3410	Excavation for Box Culvert (Bay 3)	25 d	11/2/17	25/12/17				
399	S3411	Construction for Box Culvert (Bay 3)	41 d	15/1/18	12/1/18				
400	S3412	Excavation for Box Culvert (Bay 2)	30 d	16/12/17	24/1/18				
401	S3413	Construction for Box Culvert (Bay 2)	30 d	15/1/18	30/1/18				
402	S3414	Excavation for Box Culvert (Bay 1)	30 d	25/1/18	23/2/18				
403	S3415	Construction for Box Culvert (Bay 1)	30 d	17/5/18	15/4/18				
404	S3416	Backfilling Works and Existing Utilities Connection	122 d	2/10/18	31/1/19				
405	S3417	Demolition of Temporary Steel South Bridge and Backfilling works to form Access Road (Subject to approval from STWTW operator for using main gate as site entrance during construction of entrance above new box culvert)	86 d	1/12/19	24/2/20				
406	S3418	Storm Drain for Decking at Tin Sum Nullah, Drainage & Master Meter Room @ Keng Hau	1532 d	2/1/16	12/3/20				
407	S3419	Storm Drain for Tin Sum Nullah	791 d	2/1/16	2/1/18				
408	S3420	Temporary drainage diversion	15 d	2/1/16	16/1/16				
409	S3500	Modification of existing inlet structure	40 d	2/1/2/16	31/3/16				
410	S3501	Temporary drainage diversion	45 d	3/10/16	16/1/16				
411	S3502	ELS works and excavation works (Section 1)	25 d	11/1/17	31/12/17				
412	S3503	Installation for Storm Drain (Section 1)	30 d	28/1/17	25/1/17				
413	S3504	Construction of manhole (Section 1)	25 d	15/2/17	14/2/17				
414	S3505	ELS works and excavation works (Section 2)	30 d	12/3/17	10/4/17				
415	S3506	Installation for Storm Drain (Section 2)	60 d	11/4/17	9/6/17				
416	S3507	Construction of manhole (Section 2)	60 d	2/1/18	2/3/18				
417	S3508	Construction of access drain pipe and backfilling	60 d	3/7/17	24/12/18				
418	S3509	Water Main Connection & Master Meter Room	60 d	3/7/17	31/8/17				
419	S3510	Application and obtain of excavation permit from Lands Department	150 d	19/1/17	26/1/18				
420	S3511	Pipe laying and connection to existing watermain at Keng Hau Road	330 d	29/1/18	24/12/18				
421	S3512	Construction of Valve Chamber at Keng Hau Road							
422	S3513								
423	S3514								
424	S3515								



Contract No. 3/19/S3/15
In-situ Re-provisioning of Sha Tin Water Treatment Works (South Works) - Advance Works
Master Programme (Ver.09) - (Accelerated)

Critical Path Milestone Task Summary

Page 6 of 10
 Date 7 November 2019

ID	Task Name	Duration	Rev 9	Rev 8	Rev 7	Rev 6	Rev 5	Rev 4	Rev 3	Rev 2	Rev 1
427	S3516	537 d	28/8/18	6/12/19							
428	S3516-1	137 d	28/8/18	17/1/18							
429	S3516-2	17 d	28/8/18	20/1/18							
430	S3516-3	97 d	21/1/18	15/2/19							
431	S3516-4	119 d	6/2/19	30/4/19							
432	S3516-5	14 d	6/2/19	6/2/19							
433	S3517	1381 d	1/6/16	12/2/20							
434	S3518	1321 d	1/8/16	26/6/19							
435	S3519	180 d	27/6/19	23/12/19							
436	S3520	80 d	24/12/19	12/2/20							
437	S3600	1310 d	6/2/16	7/9/19							
438	S3601	493 d	6/2/16	7/9/19							
439	S3602	30 d	28/2/16	27/2/16							
440	S3603	30 d	28/2/16	28/5/16							
441	S3604	90 d	28/2/16	27/5/16							
442	S3605	30 d	18/5/16	16/6/16							
443	S3606	50 d	28/5/16	16/7/16							
444	S3607	21 d	17/7/16	6/8/16							
445	S3608	90 d	7/8/16	4/11/16							
446	S3609	20 d	5/11/16	24/11/16							
447	S3610	200 d	25/11/16	12/6/17							
448	S36023a	400 d	28/5/16	29/9/17							
449	S36014	70 d	28/5/16	5/6/16							
450	S36015	70 d	28/5/16	5/6/16							
451	S36017	65 d	6/8/16	9/10/16							
452	S36018	60 d	6/8/16	4/10/16							
453	S36019	60 d	6/8/16	3/12/16							
454	S36020	65 d	5/10/16	18/11/16							
455	S36021	280 d	24/12/16	29/9/17							
456	S36022	280 d	4/12/16	9/9/17							
457	S36023a	130 d	13/6/17	20/10/17							
458	S36023b	70 d	13/6/17	21/8/17							
459	S36010	60 d	22/8/17	20/10/17							
460	S36010a	211 d	1/8/18	27/2/19							
461	S36011	70 d	10/12/18	19/2/19							
462	S36012	72 d	10/12/18	19/2/19							
463	S36013	8 d	20/2/19	27/2/19							
464	S36013a	200 d	20/2/19	7/9/19							
465	S36013b	200 d	20/2/19	7/9/19							
466	S36025	30 d	10/7/19	8/8/19							
467	S36025a	182 d	26/9/17	26/3/18							
468	S36026	45 d	26/9/17	9/11/17							
469	S36027	178 d	30/9/17	26/3/18							
470	S36028	816 d	31/10/17	14/6/18							
471	S36028a	77 d	10/11/17	14/6/18							
472	S36029	52 d	10/11/17	31/12/17							
473	S36030	67 d	11/1/18	8/3/18							
474	S36031	21 d	9/3/18	29/3/18							
475	S36031A	77 d	30/3/18	14/6/18							
476	S36031B	467 d	5/10/17	14/1/19							
477	S36032	173 d	5/10/17	26/3/18							
478	S36033	70 d	27/2/18	4/6/18							
479	S36034	64 d	5/6/18	7/8/18							
480	S36035	34 d	8/8/18	10/9/18							
481	S36036	30 d	11/9/18	10/10/18							
482	S36037	60 d	11/10/18	12/12/18							
483	S36038	60 d	16/11/18	14/1/19							
484	S36038a	336 d	30/10/18	30/9/19							
485	S36039	336 d	30/10/18	30/9/19							
486	S36040	387 d	30/10/18	20/11/19							
487	S36041	305 d	30/10/18	30/8/19							
488	S36041a	183 d	13/7/19	30/8/19							
489	S36041b	223 d	12/4/19	20/11/19							
490	S36041c	322 d	31/1/19	20/11/19							
491	S36042	244 d	31/1/19	13/9/19							
492	S36042a	89 d	17/8/19	13/9/19							
493	S36042b	214 d	10/10/18	20/11/19							
494	S36042c	144 d	10/10/18	31/12/19							
495	S36043	79 d	10/10/18	27/12/18							
496	S36044										

ID	Task Name	Rev 9	Rev 9	2016	2017	2018	2019	2020
487	Structures for Alum Saturation Tanks	34.4	28/12/18					
488	Steel Casings at Alum Saturation Tanks Roof	31.4	15/9/19					
489	WTW Logistics Centre - Internal E&M Site Works	62.4	15/9/19					
490	WTW Logistics Centre - Silo Installation B/F	62.4	15/9/19					
491	B.S. - Plumbing and Drainage Installation for Alum Saturation Tank	60.4	31/5/19					
492	B.S. - MVAC Installation for Alum Saturation Tank	60.4	15/6/19					
493	B.S. - Fire Services Installation for Alum Saturation Tank	60.4	30/6/19					
494	B.S. - Electrical Installation for Alum Saturation Tank	60.4	15/7/19					
495	Lifting Appliances for Alum Saturation Tank	62.4	30/6/19					
496	Automatic Irrigation System	73.4	20/10/19					
497	WTW Logistics Centre - Internal E&M Site Works	61.0	7/4/16					
498	WTW Logistics Centre - Silo Installation B/F	141.0	9/12/16					
499	WTW Logistics Centre - Silo Manufacturing & FAT	77.4	9/12/16					
500	WTW Logistics Centre - Silo Manufacturing & FAT	480.0	24/3/17					
501	WTW Logistics Centre - Silo Delivery	179.0	15/4/18					
502	WTW Logistics Centre - Silo Delivery	0.0	14/6/18					
503	WTW Logistics Centre - Silo Delivery	864.0	19/8/16					
504	WTW Logistics Centre - Silo Installation B/F	190.0	19/8/16					
505	WTW Logistics Centre - Silo Installation B/F	314.0	21/11/16					
506	WTW Logistics Centre - Silo Installation B/F	199.0	15/6/18					
507	WTW Logistics Centre - Silo Installation B/F	0.0	14/6/18					
508	WTW Logistics Centre - Silo Installation B/F	15/6/18	15/6/18					
509	WTW Logistics Centre - Silo Installation B/F	15/6/18	15/6/18					
510	WTW Logistics Centre - Silo Installation B/F	15/6/18	15/6/18					
511	WTW Logistics Centre - Silo Installation B/F	15/6/18	15/6/18					
512	WTW Logistics Centre - Silo Installation B/F	15/6/18	15/6/18					
513	WTW Logistics Centre - Silo Installation B/F	15/6/18	15/6/18					
514	WTW Logistics Centre - Silo Installation B/F	15/6/18	15/6/18					
515	WTW Logistics Centre - Silo Installation B/F	15/6/18	15/6/18					
516	WTW Logistics Centre - Silo Installation B/F	15/6/18	15/6/18					
517	WTW Logistics Centre - Silo Installation B/F	15/6/18	15/6/18					
518	WTW Logistics Centre - Silo Installation B/F	15/6/18	15/6/18					
519	WTW Logistics Centre - Silo Installation B/F	15/6/18	15/6/18					
520	WTW Logistics Centre - Silo Installation B/F	15/6/18	15/6/18					
521	WTW Logistics Centre - Silo Installation B/F	15/6/18	15/6/18					
522	WTW Logistics Centre - Silo Installation B/F	15/6/18	15/6/18					
523	WTW Logistics Centre - Silo Installation B/F	15/6/18	15/6/18					
524	WTW Logistics Centre - Silo Installation B/F	15/6/18	15/6/18					
525	WTW Logistics Centre - Silo Installation B/F	15/6/18	15/6/18					
526	WTW Logistics Centre - Silo Installation B/F	15/6/18	15/6/18					
527	WTW Logistics Centre - Silo Installation B/F	15/6/18	15/6/18					
528	WTW Logistics Centre - Silo Installation B/F	15/6/18	15/6/18					
529	WTW Logistics Centre - Silo Installation B/F	15/6/18	15/6/18					
530	WTW Logistics Centre - Silo Installation B/F	15/6/18	15/6/18					
531	WTW Logistics Centre - Silo Installation B/F	15/6/18	15/6/18					
532	WTW Logistics Centre - Silo Installation B/F	15/6/18	15/6/18					
533	WTW Logistics Centre - Silo Installation B/F	15/6/18	15/6/18					
534	WTW Logistics Centre - Silo Installation B/F	15/6/18	15/6/18					
535	WTW Logistics Centre - Silo Installation B/F	15/6/18	15/6/18					
536	WTW Logistics Centre - Silo Installation B/F	15/6/18	15/6/18					
537	WTW Logistics Centre - Silo Installation B/F	15/6/18	15/6/18					
538	WTW Logistics Centre - Silo Installation B/F	15/6/18	15/6/18					
539	WTW Logistics Centre - Silo Installation B/F	15/6/18	15/6/18					
540	WTW Logistics Centre - Silo Installation B/F	15/6/18	15/6/18					
541	WTW Logistics Centre - Silo Installation B/F	15/6/18	15/6/18					
542	WTW Logistics Centre - Silo Installation B/F	15/6/18	15/6/18					
543	WTW Logistics Centre - Silo Installation B/F	15/6/18	15/6/18					
544	WTW Logistics Centre - Silo Installation B/F	15/6/18	15/6/18					
545	WTW Logistics Centre - Silo Installation B/F	15/6/18	15/6/18					
546	WTW Logistics Centre - Silo Installation B/F	15/6/18	15/6/18					
547	WTW Logistics Centre - Silo Installation B/F	15/6/18	15/6/18					
548	WTW Logistics Centre - Silo Installation B/F	15/6/18	15/6/18					
549	WTW Logistics Centre - Silo Installation B/F	15/6/18	15/6/18					
550	WTW Logistics Centre - Silo Installation B/F	15/6/18	15/6/18					
551	WTW Logistics Centre - Silo Installation B/F	15/6/18	15/6/18					
552	WTW Logistics Centre - Silo Installation B/F	15/6/18	15/6/18					
553	WTW Logistics Centre - Silo Installation B/F	15/6/18	15/6/18					
554	WTW Logistics Centre - Silo Installation B/F	15/6/18	15/6/18					
555	WTW Logistics Centre - Silo Installation B/F	15/6/18	15/6/18					
556	WTW Logistics Centre - Silo Installation B/F	15/6/18	15/6/18					
557	WTW Logistics Centre - Silo Installation B/F	15/6/18	15/6/18					
558	WTW Logistics Centre - Silo Installation B/F	15/6/18	15/6/18					
559	WTW Logistics Centre - Silo Installation B/F	15/6/18	15/6/18					
560	WTW Logistics Centre - Silo Installation B/F	15/6/18	15/6/18					
561	WTW Logistics Centre - Silo Installation B/F	15/6/18	15/6/18					
562	WTW Logistics Centre - Silo Installation B/F	15/6/18	15/6/18					
563	WTW Logistics Centre - Silo Installation B/F	15/6/18	15/6/18					
564	WTW Logistics Centre - Silo Installation B/F	15/6/18	15/6/18					
565	WTW Logistics Centre - Silo Installation B/F	15/6/18	15/6/18					
566	WTW Logistics Centre - Silo Installation B/F	15/6/18	15/6/18					
567	WTW Logistics Centre - Silo Installation B/F	15/6/18	15/6/18					
568	WTW Logistics Centre - Silo Installation B/F	15/6/18	15/6/18					
569	WTW Logistics Centre - Silo Installation B/F	15/6/18	15/6/18					
570	WTW Logistics Centre - Silo Installation B/F	15/6/18	15/6/18					
571	WTW Logistics Centre - Silo Installation B/F	15/6/18	15/6/18					
572	WTW Logistics Centre - Silo Installation B/F	15/6/18	15/6/18					
573	WTW Logistics Centre - Silo Installation B/F	15/6/18	15/6/18					

Contract No.: 31WSD16
In-situ Rejuvenation of Sha Tin Water Treatment Works (Sha Tin Works) - Advance Works
Master Programme (V1.0) - (Accelerated)

ID	Task Name	Summary	Critical
567	WTW Logistics Centre - Elec. Works Cabling/MCC/PLC/PID/DC	1055.4	12/17
568	WTW Logistics Centre - Electrical Equipment Procurement	684.4	12/17
569	WTW Logistics Centre - Electrical Equipment Procurement	363.0	21/18
570	WTW Logistics Centre - Electrical Equipment Procurement	302.0	21/18
571	WTW Logistics Centre - Electrical Equipment Procurement	0.0	31/218
572	WTW Logistics Centre - Electrical LVSB Installation	119.0	22/218
573	WTW Logistics Centre - Electrical Battery Room Installation	31.0	19/19

Page 8 of 10
 Date 7 November 2019

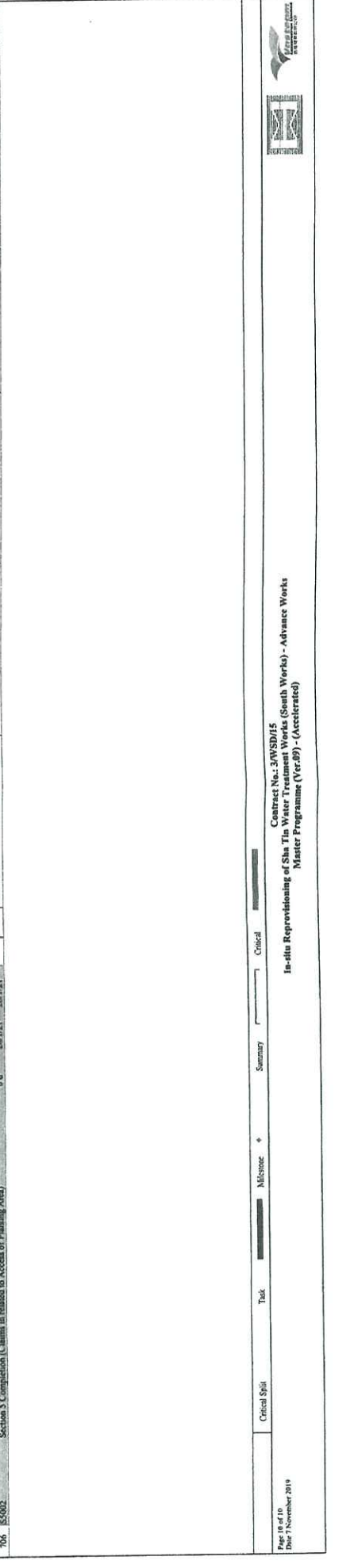
ID	Task Name	Duration	Rev 9	Rev 0	2017		2018		2019		2020	
					Start	End	Start	End	Start	End	Start	End
574	WTWLC-Cable Trough / Ducts / Pits between NWTPH & WTWLC - HIO by Civil Contractor	0 d	10/5/19	10/3/19								
575	WTWLC - TV Room Installation	32 d	10/5/19	10/5/19								
576	WTWLC - Cable & Termination for Line System	45 d	29/10/19	12/12/19								
577	WTWLC - Cable & Termination for Polymer System	60 d	23/10/19	30/11/19								
578	WTWLC - Cable & Termination for Fluoride System	60 d	15/8/19	13/10/19								
579	WTWLC - Cable & Termination for PAC System	114 d	15/8/19	22/12/19								
580	WTWLC - DCS	351 d	1/10/18	16/9/19								
581	WTW Logistics Centre - HV Works	46 d	1/10/18	15/11/18								
582	WTW Logistics Centre - HV Works	46 d	24/2/19	25/2/19								
583	WTW Logistics Centre - HV Works	46 d	10/5/19	15/5/19								
584	WTW Logistics Centre - HV Works	31 d	16/5/19	15/6/19								
585	WTW Logistics Centre - HV Works	15 d	20/4/19	16/9/19								
586	WTW Logistics Centre - HV Works	19 d	15/10/19	10/2/20								
587	WTW Logistics Centre - HV Works	19 d	21/10/19	16/11/19								
588	WTW Logistics Centre - HV Works	3 d	14/11/19	16/11/19								
589	WTW Logistics Centre - HV Works	28 d	17/11/19	14/12/19								
590	WTW Logistics Centre - HV Works	21 d	15/11/19	5/12/19								
591	WTW Logistics Centre - HV Works	7 d	6/12/19	12/12/19								
592	WTW Logistics Centre - HV Works	3 d	13/12/19	15/12/19								
593	WTW Logistics Centre - HV Works	28 d	16/12/19	12/1/20								
594	WTW Logistics Centre - HV Works	7 d	4/1/20	10/1/20								
595	WTW Logistics Centre - HV Works	28 d	14/1/20	10/2/20								
596	WTW Logistics Centre - HV Works	30 d	2/1/20	21/1/20								
597	WTW Logistics Centre - HV Works	3 d	29/12/19	31/12/19								
598	WTW Logistics Centre - HV Works	28 d	11/1/20	8/1/20								
599	WTW Logistics Centre - HV Works	7 d	11/1/20	17/1/20								
600	WTW Logistics Centre - HV Works	3 d	8/1/20	10/1/20								
601	WTW Logistics Centre - HV Works	0 d	11/1/20	7/2/20								
602	WTW Logistics Centre - HV Works	0 d	29/3/18	29/3/18								
603	WTW Logistics Centre - HV Works	0 d	29/3/18	29/3/18								
604	WTW Logistics Centre - HV Works	0 d	29/3/18	29/3/18								
605	WTW Logistics Centre - HV Works	0 d	29/3/18	29/3/18								
606	WTW Logistics Centre - HV Works	0 d	29/3/18	29/3/18								
607	WTW Logistics Centre - HV Works	0 d	29/3/18	29/3/18								
608	WTW Logistics Centre - HV Works	0 d	29/3/18	29/3/18								
609	WTW Logistics Centre - HV Works	0 d	29/3/18	29/3/18								
610	WTW Logistics Centre - HV Works	0 d	29/3/18	29/3/18								
611	WTW Logistics Centre - HV Works	0 d	29/3/18	29/3/18								
612	WTW Logistics Centre - HV Works	0 d	29/3/18	29/3/18								
613	WTW Logistics Centre - HV Works	0 d	29/3/18	29/3/18								
614	WTW Logistics Centre - HV Works	0 d	29/3/18	29/3/18								
615	WTW Logistics Centre - HV Works	0 d	29/3/18	29/3/18								
616	WTW Logistics Centre - HV Works	0 d	29/3/18	29/3/18								
617	WTW Logistics Centre - HV Works	0 d	29/3/18	29/3/18								
618	WTW Logistics Centre - HV Works	0 d	29/3/18	29/3/18								
619	WTW Logistics Centre - HV Works	0 d	29/3/18	29/3/18								
620	WTW Logistics Centre - HV Works	0 d	29/3/18	29/3/18								
621	WTW Logistics Centre - HV Works	0 d	29/3/18	29/3/18								
622	WTW Logistics Centre - HV Works	0 d	29/3/18	29/3/18								
623	WTW Logistics Centre - HV Works	0 d	29/3/18	29/3/18								
624	WTW Logistics Centre - HV Works	0 d	29/3/18	29/3/18								
625	WTW Logistics Centre - HV Works	0 d	29/3/18	29/3/18								
626	WTW Logistics Centre - HV Works	0 d	29/3/18	29/3/18								
627	WTW Logistics Centre - HV Works	0 d	29/3/18	29/3/18								
628	WTW Logistics Centre - HV Works	0 d	29/3/18	29/3/18								
629	WTW Logistics Centre - HV Works	0 d	29/3/18	29/3/18								
630	WTW Logistics Centre - HV Works	0 d	29/3/18	29/3/18								
631	WTW Logistics Centre - HV Works	0 d	29/3/18	29/3/18								
632	WTW Logistics Centre - HV Works	0 d	29/3/18	29/3/18								
633	WTW Logistics Centre - HV Works	0 d	29/3/18	29/3/18								
634	WTW Logistics Centre - HV Works	0 d	29/3/18	29/3/18								
635	WTW Logistics Centre - HV Works	0 d	29/3/18	29/3/18								
636	WTW Logistics Centre - HV Works	0 d	29/3/18	29/3/18								
637	WTW Logistics Centre - HV Works	0 d	29/3/18	29/3/18								
638	WTW Logistics Centre - HV Works	0 d	29/3/18	29/3/18								
639	WTW Logistics Centre - HV Works	0 d	29/3/18	29/3/18								
640	WTW Logistics Centre - HV Works	0 d	29/3/18	29/3/18								
641	WTW Logistics Centre - HV Works	0 d	29/3/18	29/3/18								
642	WTW Logistics Centre - HV Works	0 d	29/3/18	29/3/18								
643	WTW Logistics Centre - HV Works	0 d	29/3/18	29/3/18								
644	WTW Logistics Centre - HV Works	0 d	29/3/18	29/3/18								
645	WTW Logistics Centre - HV Works	0 d	29/3/18	29/3/18								
646	WTW Logistics Centre - HV Works	0 d	29/3/18	29/3/18								
647	WTW Logistics Centre - HV Works	0 d	29/3/18	29/3/18								
648	WTW Logistics Centre - HV Works	0 d	29/3/18	29/3/18								
649	WTW Logistics Centre - HV Works	0 d	29/3/18	29/3/18								
650	WTW Logistics Centre - HV Works	0 d	29/3/18	29/3/18								
651	WTW Logistics Centre - HV Works	0 d	29/3/18	29/3/18								
652	WTW Logistics Centre - HV Works	0 d	29/3/18	29/3/18								



Contract No.: 3WSD/15
 In-situ Rejuvenation of SIA Tin Water Treatment Works (South Works) - Advance Works
 Master Programme (Ver.09) - (Accelerated)

Summary * Milestone * Critical
 Piping Works
 650 S3700
 651 S3700A
 652 S3700A-C-1

ID	Task Name	Duration	Rev	Start	Finish	2016	2017	2018	2019	2020
653	S3700(A-C-2) Chain No. 34A - Delay-2; Change of Alignment, Depth, and Position of Process Pipe Chain No. 34A - Delay-3; Finalize the Diversion of Existing PE Chlorine Pipe	74 d	Rev 9	22/01/16	31/11/18					
654	S3700(A-C-3) Process Pipe Trench	249 d	Rev 9	1/11/15	1/11/18					
655	S3700a Process Pipe Trench C1	246 d	Rev 9	12/11/18	18/7/19					
656	S3701 Process Pipe Trench C2	246 d	Rev 9	12/11/18	18/7/19					
657	S3702 Process Pipe Trench F	246 d	Rev 9	12/11/18	18/7/19					
658	S3703 Process Pipe Trench I	14 d	Rev 9	15/11/18	28/11/18					
659	S3704 Process Pipe Trench G	226 d	Rev 9	13/3/19	24/10/19					
660	S3705 Diversion of Existing Pipe	16 d	Rev 9	13/3/19	28/3/19					
661	S3705a Diversion of Existing Chlorine Pipe (additional works, arrangement with STWTW operator)	210 d	Rev 9	29/3/19	24/10/19					
662	S3706 Process Pipe Trench H, subject to diversion of existing chlorine pipe schedule	215 d	Rev 9	30/4/19	30/11/19					
663	S3707 Pile Line Installation & Testing	77 d	Rev 9	30/4/19	15/7/19					
664	S3707a Pipe line installation and testing (Trench C1 + F)	77 d	Rev 9	30/4/19	15/7/19					
665	S3709 Pipe line installation and testing (Trench C2)	77 d	Rev 9	30/4/19	15/7/19					
666	S3710 Pipe line installation and testing (Trench G-1)	47 d	Rev 9	1/10/19	30/11/19					
667	S3711 Pipe line installation and testing (Trench H)	0 d	Rev 9	30/1/19	30/1/19					
668	S3712 Completion of all site testing and operation commissioning	205 d	Rev 9	18/1/16	30/11/19					
669	S3713 Road No. 34A (S3703, S3704 & S3705)	150 d	Rev 9	18/1/16	28/12/16					
670	S3800 Shoulder Plant Road	150 d	Rev 9	18/1/16	28/12/16					
671	S3801 Construction for new road and associated Utility Installation at Sludge Plant Road	256 d	Rev 9	17/12/18	29/8/19					
672	S3801a Construction for new road and associated Utility Installation, G06 Phase 2 (G06 Ch. 180 to Ch. 246)	238 d	Rev 9	17/12/18	11/8/19					
673	S3801b Construction for new road and associated Utility Installation, G06 Phase 4 & 5 (G06 Ch. 240 to Ch. 350)	143 d	Rev 9	5/4/19	25/9/19					
674	S3802 Construction for new road and associated Utility Installation, G06 Phase 3 (G06 Ch. 350 to Ch. 440)	240 d	Rev 9	2/1/19	29/8/19					
675	S3803 Internal Road - G10 (North Filter Loop) & G01 (Logistics Branch)	415 d	Rev 9	2/10/18	20/11/19					
676	S3804 Construction for new road and associated Utility Installation, G10 (G10 Ch. 179 to Ch. 344)	240 d	Rev 9	2/10/18	10/9/19					
677	S3804a Construction for new road and associated Utility Installation, G01 (G01 Ch. 100 to Ch. 71)	119/19	Rev 9	11/9/19	20/11/19					
678	S3805 Internal Road - Road Surface	133 d	Rev 9	11/7/19	20/11/19					
679	S3806 Construction of road surface	133 d	Rev 9	11/7/19	20/11/19					
680	S3806a Construction of road surface	0 d	Rev 9	12/2/20	12/2/20					
681	S3807 Section 3 Completion	0 d	Rev 9	2/1/17	2/1/17					
682	S3808 Landscape Softworks & Establishment Works (Portion D)	0 d	Rev 9	28/6/18	28/6/18					
683	S4100 Landscape Softworks & Establishment Works (Portion D under Variation Order no. 36)	0 d	Rev 9	28/6/18	28/6/18					
684	S4101 Landscape Softworks (Deletion of Landscape Works in Portion D under Variation Order no. 36)	0 d	Rev 9	28/6/18	28/6/18					
685	S4102 Establishment works (Deletion of Landscape Works in Portion D under Variation Order no. 36)	0 d	Rev 9	28/6/18	28/6/18					
686	S4103 Section 4 Completion (Certificate of Completion No. 2)	0 d	Rev 9	16/11/18	16/11/18					
687	S4104 Section 5 Commencement	0 d	Rev 9	30/10/15	30/10/15					
688	S5001 Landscape Softworks & Establishment Works	1848 d	Rev 9	8/1/16	28/1/21					
689	S5100 The Transplanting of site area for planting works	585 d	Rev 9	8/1/16	14/8/17					
690	S5101 Transplanting works	200 d	Rev 9	28/7/16	14/8/16					
691	S5102 Establishment for transplanting works	365 d	Rev 9	15/8/16	14/8/17					
692	S5103 Landscape & Establishment	516 d	Rev 9	19/1/19	28/1/21					
693	S5104 Plant Material - Submission & approval	45 d	Rev 9	19/1/19	15/10/19					
694	S5104a Plant Material - Preparation	60 d	Rev 9	16/10/19	14/12/19					
695	S5104b Landscape Works - Wall C	45 d	Rev 9	15/12/19	30/1/20					
696	S5104c Landscape Works - HPP Area	45 d	Rev 9	15/12/19	30/1/20					
697	S5104d Landscape Works - Along NCR	14 d	Rev 9	16/12/19	29/1/20					
698	S5104e Landscape Works - Along Filter Bed	45 d	Rev 9	16/12/19	29/1/20					
699	S5104f Establishment works	365 d	Rev 9	30/1/20	28/1/21					
700	S5105 Section 5 Completion (Claims in relation to Access of Planting Area)	0 d	Rev 9	28/1/21	28/1/21					





Contract No.: 3/WSD/15
 In-situ Rejuvenation of Sha. Tin Water Treatment
 Master Programme (Ver.03) - (Accelerated)

Summary
 Milestone
 Task
 Critical Path

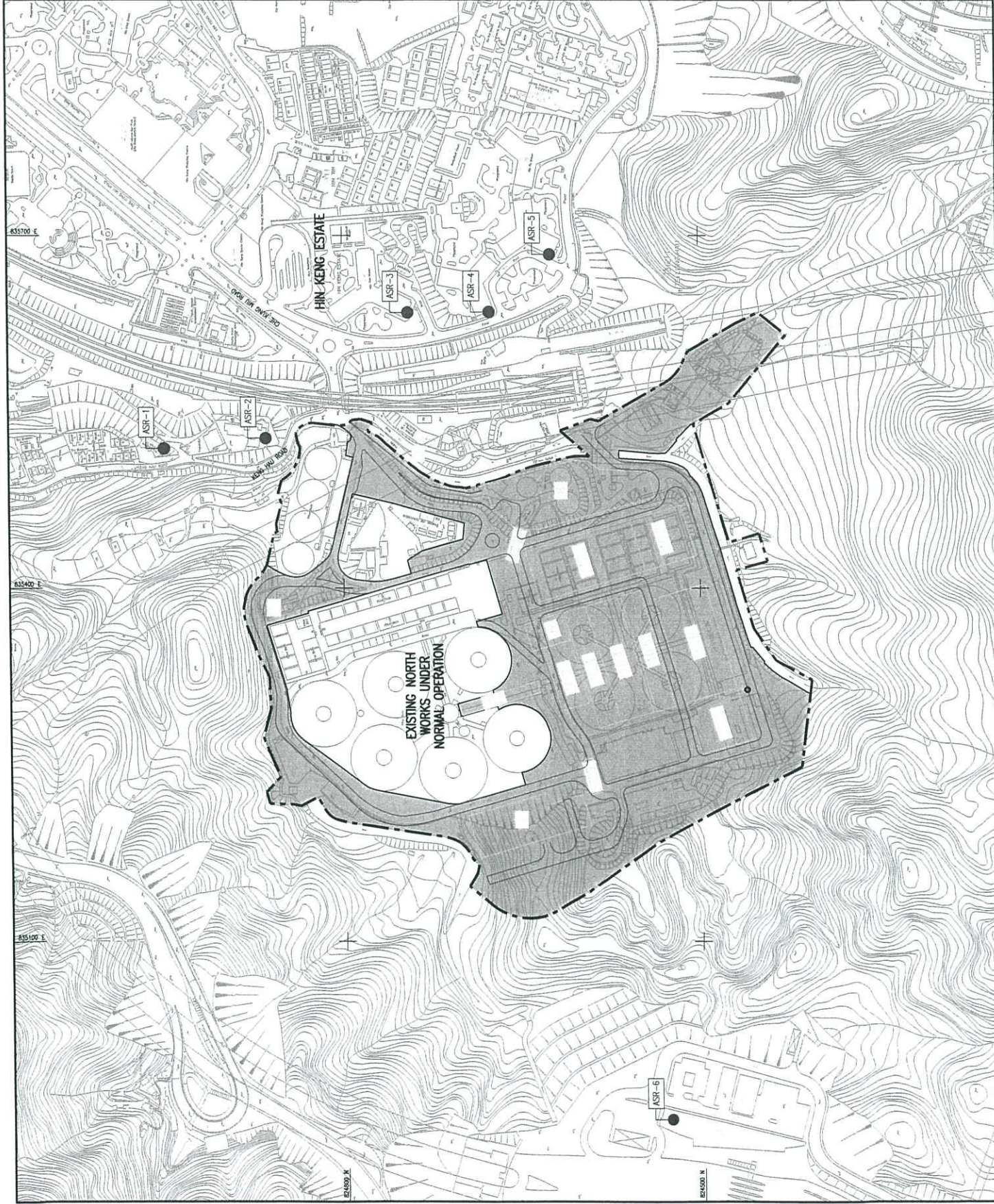
Appendix D

Location of Construction Activities

LEGEND:

-  WORKS AREA
-  REPRESENTATIVE AIR SENSING RECEIVERS (ASRs)
- ASR-1 THE BLOSSOM PHASE 4
- ASR-2 THE L LOKEY
- ASR-3 HIN KONG ESTATE - HIN YAU HOUSE
- ASR-4 HIN KONG ESTATE - HIN HAN HOUSE
- ASR-5 HIN KONG ESTATE - HIN HAN HOUSE
- ASR-6 SKW TH HEIGHT TUNNEL ADMINISTRATION BUILDING
-  1

- SITE BOUNDARY OF SKW TH WATER TREATMENT WORKS
- WORKS AREA
- REPRESENTATIVE AIR SENSING RECEIVERS (ASRs)
- THE BLOSSOM PHASE 4
- THE L LOKEY
- HIN KONG ESTATE - HIN YAU HOUSE
- HIN KONG ESTATE - HIN HAN HOUSE
- HIN KONG ESTATE - HIN HAN HOUSE
- SKW TH HEIGHT TUNNEL ADMINISTRATION BUILDING
- RETAINING WALL AND NEW ACCESS ROAD
- WATER TREATMENT WORKS LOGISTICS CENTRE
- UPGRADED MAIN ENTRY ROAD
- WASTEWATER EQUALIZATION TANKS (NORTH WORKS)
- DEMOLITION OF EXISTING WASTEWATER RECOVERY TANKS
- CONSTRUCTION OF SOUTH WORKS
- REGIONAL MANAGEMENT FACILITIES
- PRE-OPERATION HOUSE AND COMBINATION TANKS
- FLOCCULATION TANKS
- HIGH RATE SEDIMENTATION TANKS
- INTERMEDIATE COAGULATION HOUSE
- STAGE 1 BIOLOGICAL FILTERS
- SOUTH WORKS PUMPING STATION
- INLET CHANNELS, STATIC MOSES (NORTH WORKS)
- PEDESTRIAN WALKWAY
- STAGE 2 GRANULAR MEDIA FILTERS & UV DISINFECTORS
- OPERATION OF HALL ROAD



水務署
WATER SUPPLIES DEPARTMENT

AGREEMENT NO. CE 13/2009 (NS)
IN-SITU DEPENDENCY FOR TREATMENT WORKS-DESIGN AND CONSTRUCTION

LOCATIONS OF CONSTRUCTION WORKS AREA

AECOM

DRG NO. 60162073/FIGURE 4.2
圖紙編號

DATE 11/01/2011
DATE 11/01/2011
SCALE AS 1 : 3000
SCALE 1 : 3000
UNIT METRES

© COPYRIGHT RESERVED
版權保留

Appendix E

Environmental Sensitive Receivers in the Vicinity of the Project

LEGEND:

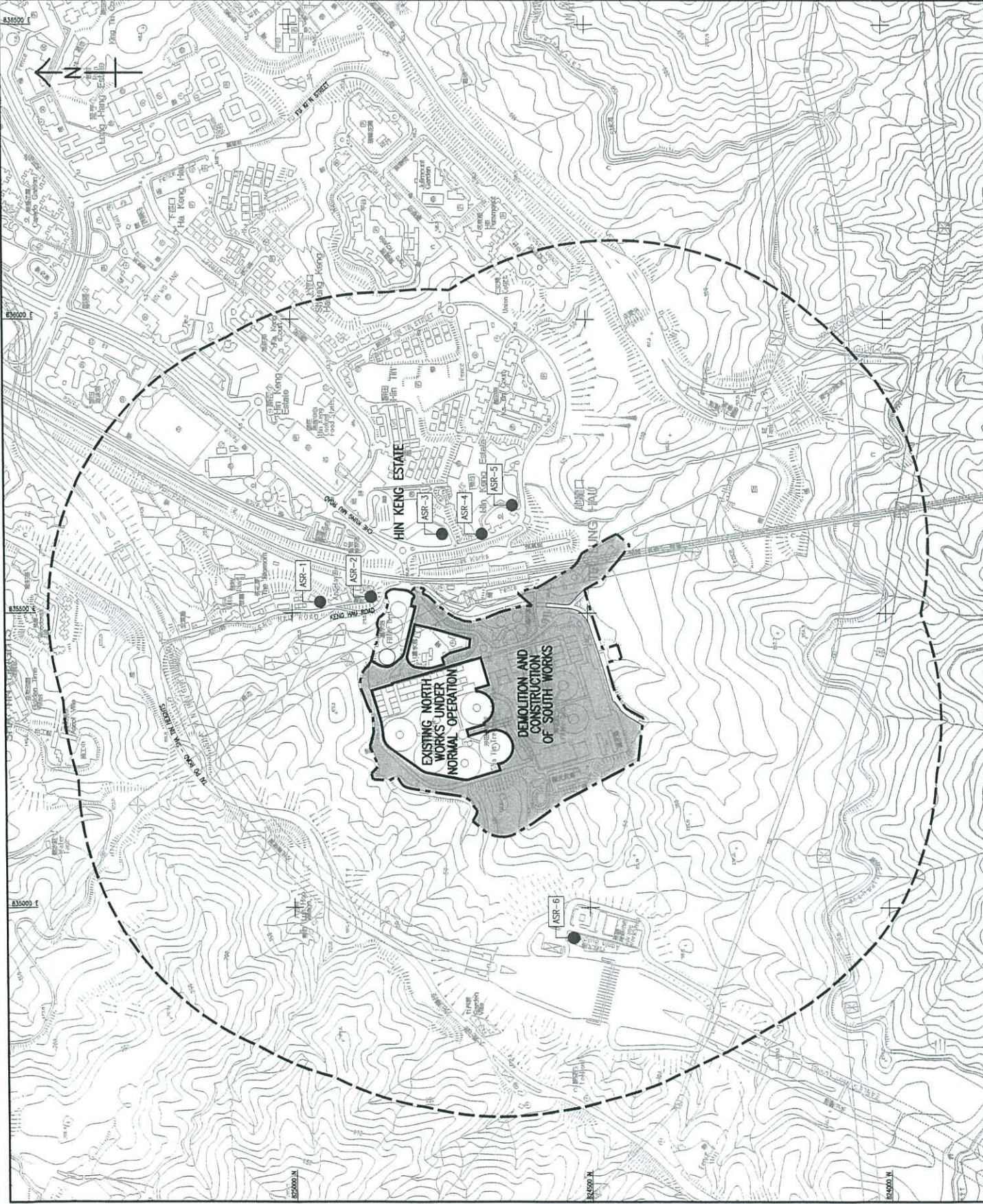
- SITE BOUNDARY OF SHIN TIN WATER TREATMENT WORKS
- STUDY AREA (500m BOUNDARY)
- WORKS AREA
- REPRESENTATIVE AIR SENSITIVE RECEPTORS (ASR)
- THE BLOSSOM PHASE 4
- THE L LOBBY
- HIN KENG ESTATE - HIN YAU HOUSE
- ASR-1
- ASR-2
- ASR-3
- ASR-4
- ASR-5
- ASR-6
- SHIN TIN HEART TUNNEL ADMINISTRATION BUILDING

水務署
WATER SUPPLIES DEPARTMENT
AGREEMENT NO. CE 17/2008 (WS)
IN-SITU REPAIR/RECONSTRUCTION OF EXISTING SOUTH WORKS
DESIGN AND CONSTRUCTION

LOCATIONS OF REPRESENTATIVE AIR SENSITIVE RECEIVERS



DRG NO. 圖號	60162073/EA/FIG 4.1
DATE 日期	11/08/2014
SCALE 比例尺	AS 1 : 6000
PROJECT NO. 項目編號	60162073
REVISION 修訂	
DATE 日期	
BY 由	
CHECKED BY 校核	
APPROVED BY 核准	
DATE 日期	
PROJECT NO. 項目編號	60162073
REVISION 修訂	
DATE 日期	
BY 由	
CHECKED BY 校核	
APPROVED BY 核准	
DATE 日期	



LEGEND:

- SITE BOUNDARY OF SHM TSH WATER TREATMENT WORKS
- 300m STUDY AREA
- WORKS AREA
- REPRESENTATIVE NOISE SENSITIVE RECEIVERS
- HK1 ↑

水務署
WATER SUPPLIES DEPARTMENT
 ASSESSMENT OF THE IMPACT OF NOISE FROM THE SHM TSH WATER TREATMENT WORKS ON-SITE REPAIRING SOUTH WORKS DESIGN AND CONSTRUCTION

LOCATIONS OF REPRESENTATIVE NOISE SENSITIVE RECEIVERS

AECOM

DRG NO: 60162073/EA/FIG 5.1
 DATE: 11/08/2012
 SCALE: AS 1:5000
 PROJECT NO: 60162073/EA/FIG 5.1
 © COPYRIGHT RESERVED



ID	DESCRIPTION	CONSTRUCTION NOISE	OPERATIONAL FIXED PLANT NOISE
HK1	THE L. LOKEY (EAST)	Y	Y
HK2	THE L. LOKEY (SOUTH)	Y	Y
HK3	HIN KENG ESTATE, HIN YAU HOUSE (NORTH)	Y	Y
HK4	HIN KENG ESTATE, HIN YAU HOUSE (SOUTH)	Y	Y
HK5	HIN KENG ESTATE, HIN WAI HOUSE	Y	Y
HK6	HIN KENG ESTATE, HIN WAI HOUSE	Y	Y
HK7	CHONGHA THOMAS CHEUNG SCHOOL	Y	Y
HK8	SHM TSH WTR STAFF QUARTERS	Y	Y

LEGEND:

- SITE BOUNDARY OF SHA TIN WATER TREATMENT WORKS
- ▭ WORKS AREA
- INLAND WATER COURSE
- ETO HASING WATER QUALITY MONITORING STATION
- ETO HONG WAI WATER QUALITY MONITORING STATION
- ▼ WSD SHA TIN FLUSHING WATER INAKE



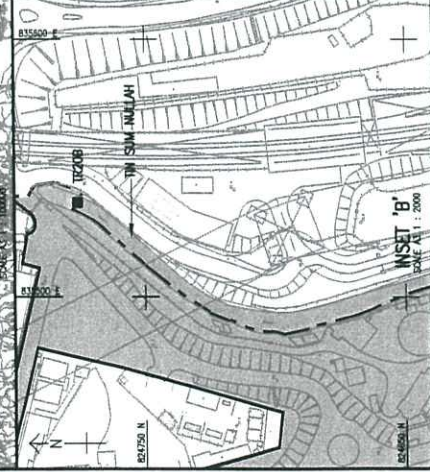
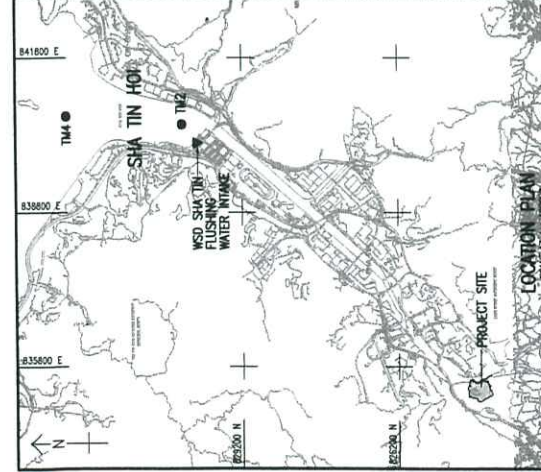
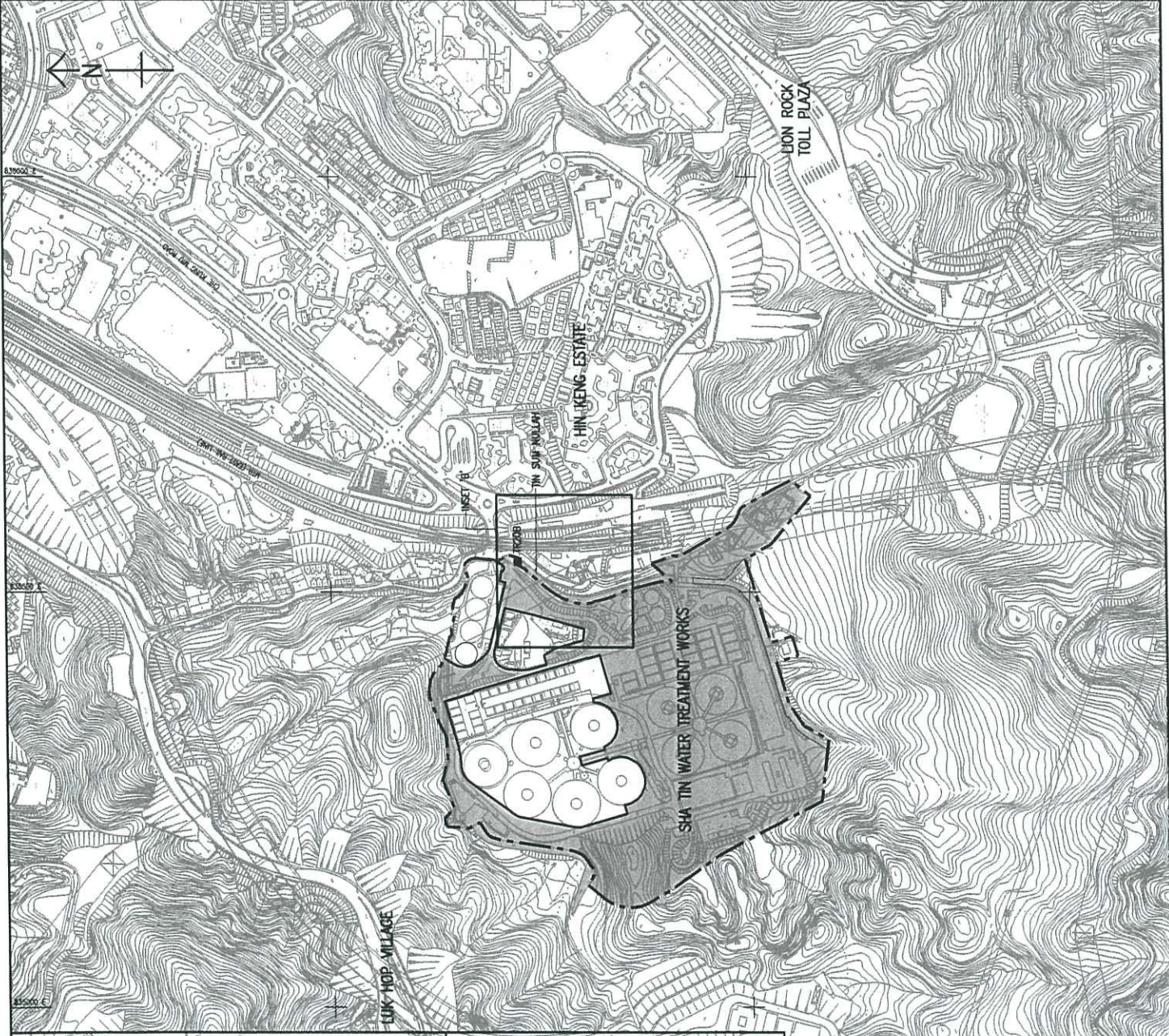
LOCATIONS OF WATER SENSITIVE RECEIVERS

AECOM

DRG NO. 60162073/EA/FIG 6.1
圖紙編號 60162073/EA/FIG 6.1

DATE	DESCRIPTION
2012-11-08	ISSUED FOR TENDER
2012-11-08	ISSUED FOR TENDER
2012-11-08	ISSUED FOR TENDER
2012-11-08	ISSUED FOR TENDER
2012-11-08	ISSUED FOR TENDER

SCALE: AS 1: 5000
SCALE: AS 1: 5000
METRES
© COPYRIGHT RESERVED
AECOM



Appendix F

Summary of Action and Limit Levels

Determination of Action and Limit Levels for Air Quality

Monitoring Locations	Action Level 1-hour TSP, ($\mu\text{g}/\text{m}^3$)	Limit Level 1-hour TSP, ($\mu\text{g}/\text{m}^3$)
AM1	357	500
AM2	334	500

Determination of Action and Limit Levels for Noise

Monitoring Location	Action Level	Limit Level in dB(A)
	0700-1900 hours on normal weekdays	
NM1	When one documented complaint is received	For domestic premises: 75 dB(A) for NM1 & NM2
NM2		
NM3		For schools: 70dB(A) during normal teaching periods and 65 dB(A) during examination periods for NM3

Determination of Action and Limit Levels for Water Quality

Water monitoring stations	Dissolved Oxygen (mg/L)		Suspended Solids (mg/L)		Turbidity (NTU)		pH	
	Action Level	Limit Level	Action Level	Limit Level	Action Level	Limit Level	Action Level	Limit Level
C1	7.51	7.44	4.19	6.73	3.99	4.00	Beyond the range 6.6 to 7.9	Beyond the range 6.5 to 8.0
C2	8.10	7.98	4.33	8.16	3.13	3.28	Beyond the range 6.6 to 8.8	Beyond the range 6.5 to 8.9
C3*	N/A	N/A	N/A	N/A	N/A	N/A	N/A	N/A
M1	8.90	8.89	3.30	3.56	4.36	4.48	Beyond the range 6.6 to 8.2	Beyond the range 6.6 to 8.3
M2	8.92	8.91	18.84	26.80	12.64	13.72	Beyond the range 6.6 to 11.0	Beyond the range 6.6 to 11.0
M3	9.16	9.15	1.00	1.00	1.10	1.18	Beyond the range 6.6 to 8.6	Beyond the range 6.6 to 8.7

Remark: For DO, action should be taken when monitoring result of either one of the surface, middle or bottom DO is lower than the proposed Action/Limit Levels.

Water Quality

EVENT	ACTION			
	ET Leader	IEC	ER	CONTRACTOR
Action level being exceeded by one sampling day	<ul style="list-style-type: none"> ● Repeat <i>in situ</i> measurement to confirm findings; ● Identify reasons for non-compliance and source(s) of impact; ● Inform IEC and Contractor; ● Check monitoring data, all plant, equipment and Contractor's working methods; ● Discuss mitigation measures with IEC and Contractor; ● Repeat measurement on next day of exceedance. 	<ul style="list-style-type: none"> ● Discuss with ET and Contractor on the mitigation measures; ● Review proposals on mitigation measures submitted by Contractor and advise the ER accordingly; ● Assess the effectiveness of the Implemented mitigation measures. 	<ul style="list-style-type: none"> ● Discuss with IEC on the proposed mitigation measures; ● Make agreement on the mitigation measures to be implemented. ● Assess the effectiveness of the implemented mitigation measures. 	<ul style="list-style-type: none"> ● Inform the ER and confirm notification of the non-compliance in writing; ● Rectify unacceptable practice; ● Check all plant and equipment; ● Consider changes of working methods; ● Discuss with ET and IEC and propose mitigation measures to IEC and ER; ● Implement the agreed mitigation measures.

	ET Leader	IEC	ER	CONTRACTOR
Action level being exceeded by more than one consecutive sampling day	<ul style="list-style-type: none"> ● Repeat <i>in situ</i> measurement to confirm findings; ● Identify reasons for non-compliance and source(s) of impact; ● Inform IEC and Contractor; ● Check monitoring data, all plant, equipment and Contractor's working methods; ● Discuss mitigation measures with IEC and Contractor; ● Ensure mitigation measures are implemented; ● Prepare to increase the monitoring frequency to daily; 	<ul style="list-style-type: none"> ● Discuss with ET and Contractor on the mitigation measures; ● Review proposals on mitigation measures submitted by Contractor and advise the ER accordingly; ● Assess the effectiveness of the implemented mitigation measures. 	<ul style="list-style-type: none"> ● Discuss with IEC on the proposed mitigation measures; ● Make agreement on the mitigation measures to be implemented; ● Assess the effectiveness of the implemented mitigation measures. 	<ul style="list-style-type: none"> ● Inform the ER and confirm notification of the non-compliance in writing; ● Rectify unacceptable practice; ● Check all plant and equipment; ● Consider changes of working methods; ● Discuss with ET and IEC and propose mitigation measures to IEC and ER within three working days; ● Implement the agreed mitigation measures.

		ET Leader	IEC	ER	CONTRACTOR
Limit level being exceeded by one sampling day	<ul style="list-style-type: none"> Repeat measurement on next day of exceedance. 	<ul style="list-style-type: none"> Repeat <i>in situ</i> measurement to confirm findings; Identify reasons for non-compliance and source(s) of impact; Inform IEC Contractor and EPD; Check monitoring data, all plant, equipment and Contractor's working methods; Discuss mitigation measures with IEC, ER and Contractor; Ensure mitigation measures are implemented; 	<ul style="list-style-type: none"> Discuss with ET and Contractor on the mitigation measures; Review proposals on mitigation measures submitted by Contractor and advise the ER accordingly; Assess the effectiveness of the implemented mitigation measures. 	<ul style="list-style-type: none"> Discuss with IEC, ET and Contractor on the proposed mitigation measures; Request Contractor to critically review the working methods; Make agreement on the mitigation measures to be implemented; Assess the effectiveness of the implemented mitigation measures. 	<ul style="list-style-type: none"> Inform the ER and confirm notification of the non-compliance in writing; Rectify unacceptable practice; Check all plant and equipment; Consider changes of working methods; Discuss with ET, IEC and ER and propose mitigation measures to IEC and ER within three working days; Implement the agreed mitigation measures.

	<ul style="list-style-type: none"> ● Increase the monitoring frequency to daily until no exceedance of Limit level. 			
	ET Leader	IEC	ER	CONTRACTOR
Limit level being exceeded by more than one consecutive sampling day	<ul style="list-style-type: none"> ● Repeat <i>in situ</i> measurement to confirm findings; ● Identify reasons for non-compliance and source(s) of impact; ● Inform IEC Contractor and EPD; ● Check monitoring data, all plant, equipment and Contractor's working methods; ● Discuss mitigation measures with IEC, ER and Contractor; ● Ensure mitigation measures are 	<ul style="list-style-type: none"> ● Discuss with ET and Contractor on the mitigation measures; ● Review proposals on mitigation measures submitted by Contractor and advise the ER accordingly; ● Assess the effectiveness of the implemented mitigation measures. 	<ul style="list-style-type: none"> ● Discuss with IEC, ET and Contractor on the proposed mitigation measures; ● Request Contractor to critically review the working methods; ● Make agreement on the mitigation measures to be implemented; ● Assess the effectiveness of the implemented mitigation measures; ● Consider and instruct, if necessary, the Contractor to slow 	<ul style="list-style-type: none"> ● Inform the ER and confirm notification of the non-compliance in writing; ● Rectify unacceptable practice; ● Check all plant and equipment; ● Consider changes of working methods; ● Discuss with ET, IEC and ER and propose mitigation measures to IEC and ER within three working days; ● Implement the agreed mitigation measures;

	<p>implemented; Increase the monitoring frequency to daily until no exceedance of Limit level for two consecutive days.</p>		<p>down or to stop all or part of the construction activities until no exceedance of Limit level.</p>	<ul style="list-style-type: none"> As directed by the ER, to slow down or to stop all or part of the construction activities.
--	---	--	---	--

Noise

ACTION				
EVENT	ET	IEC	ER	CONTRACTOR
ACTION LEVEL	<ol style="list-style-type: none"> 1. Notify the Contractor, IEC and ER; 2. Discuss with the ER and Contractor on the remedial measures required; and 3. Increase monitoring frequency to check mitigation effectiveness. 	<ol style="list-style-type: none"> 1. Review the investigation results submitted by the Contractor; and 2. Review and advise the ET and ER on the effectiveness of the remedial measures proposed by the Contractor. 	<ol style="list-style-type: none"> 1. Confirm receipt of notification of complaint in writing; 2. Review and agree on the remedial measures proposed by the Contractor; and 3. Supervise implementation of remedial measures. 	<ol style="list-style-type: none"> 1. Investigate the complaint and propose remedial measures; 2. Report the results of investigation to the IEC, ET and ER; 3. Submit noise mitigation proposals to the ER with copy to the IEC and ET within three working days of notification; and 4. Implement noise mitigation proposals.
LIMIT LEVEL	<ol style="list-style-type: none"> 1. Notify the Contractor, IEC, EPD and ER; 2. Repeat measurement to confirm findings; 3. Increase monitoring frequency; 4. Carry out analysis of 	<ol style="list-style-type: none"> 1. Check monitoring data submitted by the ET; 2. Check the Contractor's working method; 3. Discuss with the ER, ET and Contractor on the potential remedial measures; 	<ol style="list-style-type: none"> 1. Confirm receipt of notification of failure in writing; 2. In consultation with the ET and IEC, agree with the Contractor on the remedial measures to be 	<ol style="list-style-type: none"> 1. Identify source and investigate the causes of exceedance; 2. Take immediate action to avoid further exceedance; 3. Submit proposals for remedial measures to the ER

	<p>Contractor's working procedures to determine possible mitigation to be implemented;</p> <p>5. Arrange meeting with the IEC and ER to discuss the remedial measures to be taken;</p> <p>6. Review the effectiveness of Contractor's remedial measures and keep IEC, EPD and ER informed of the results; and</p> <p>7. If exceedance stops, cease</p>	<p>and</p> <p>4. Review and advise the ET and ER on the effectiveness of the remedial measures proposed by the Contractor.</p>	<p>implemented;</p> <p>3. Supervise the implementation of remedial measures; and</p> <p>4. If exceedance continues, consider what portion of the work is responsible and instruct the Contractor to stop that portion of work until the exceedance is abated.</p>	<p>with copy to the IEC and ET within three working days of notification;</p> <p>4. Implement the agreed proposals;</p> <p>5. Revise and resubmit proposals if problem still not under control; and</p> <p>6. Stop the relevant portion of works as determined by the ER until the exceedance is abated.</p>
--	--	--	---	--

Air Quality

EVENT	ACTION				CONTRACTOR
	ET	IEC	ER		
ACTION LEVEL					
1. Exceedance for one sample	<ol style="list-style-type: none"> 1. Inform the Contractor, IEC and ER; 2. Discuss with the Contractor on the remedial measures required; 3. Repeat measurement to confirm findings; and 4. Increase monitoring frequency. 	<ol style="list-style-type: none"> 1. Check monitoring data submitted by the ET; 2. Check Contractor's working method; and 3. Review and advise the ET and ER on the effectiveness of the proposed remedial measures. 	<ol style="list-style-type: none"> 1. Confirm receipt of notification of exceedance in writing. 	<ol style="list-style-type: none"> 1. Identify source(s), investigate the causes of exceedance and propose remedial measures; 2. Implement remedial measures; and 3. Amend working methods agreed with the ER as appropriate. 	
2. Exceedance for two or more consecutive samples	<ol style="list-style-type: none"> 1. Inform the Contractor, IEC and ER; 2. Discuss with the ER and Contractor on the remedial measures required; 3. Repeat measurements to confirm findings; 4. Increase monitoring frequency to daily; 5. If exceedance continues, 	<ol style="list-style-type: none"> 1. Check monitoring data submitted by the ET; 2. Check Contractor's working method; and 3. Review and advise the ET and ER on the effectiveness of the proposed remedial measures. 	<ol style="list-style-type: none"> 1. Confirm receipt of notification of exceedance in writing; 2. Review and agree on the remedial measures proposed by the Contractor; and 3. Supervise implementation of remedial measures. 	<ol style="list-style-type: none"> 1. Identify source and investigate the causes of exceedance; 2. Submit proposals for remedial measures to the ER with a copy to ET and IEC within three working days of notification; 3. Implement the agreed proposals; and 	

	arrange meeting with the IEC, ER and Contractor; and 6. If exceedance stops, cease additional monitoring.				4. Amend proposal as appropriate.
LIMIT LEVEL					
Event	ET	IEC	ER	CONTRACTOR	
1. Exceedance for one sample	<ol style="list-style-type: none"> 1. Inform the Contractor, IEC, EPD and ER; 2. Repeat measurement to confirm findings; 3. Increase monitoring frequency to daily; and 4. Discuss with the ER, IEC and contractor on the remedial measures and assess the effectiveness. 	<ol style="list-style-type: none"> 1. Check monitoring data submitted by the ET; 2. Check the Contractor's working method; 3. Discuss with the ET, ER and Contractor on possible remedial measures; and 4. Review and advise the ER and ET on the effectiveness of Contractor's remedial measures. 	<ol style="list-style-type: none"> 1. Confirm receipt of notification of exceedance in writing; 2. Review and agree on the remedial measures proposed by the Contractor; and 3. Supervise implementation of remedial measures. 	<ol style="list-style-type: none"> 1. Identify source(s) and investigate the causes of exceedance; 2. Take immediate action to avoid further exceedance; 3. Submit proposals for remedial measures to ER with a copy to ET and IEC within three working days of notification; 4. Implement the agreed proposals; and 5. Amend proposal if appropriate. 	

LEGEND:

- SITE BOUNDARY OF SHH TH WATER TREATMENT WORKS
- STUDY AREA (500m BOUNDARY)
- WORKS AREA
- REPRESENTATIVE AIR QUALITY RECORDING (AQR) STATIONS
- THE L LONEY
- ASR-2
- ASR-4
- HIN KONG ESTATE - HIN MAN HOUSE

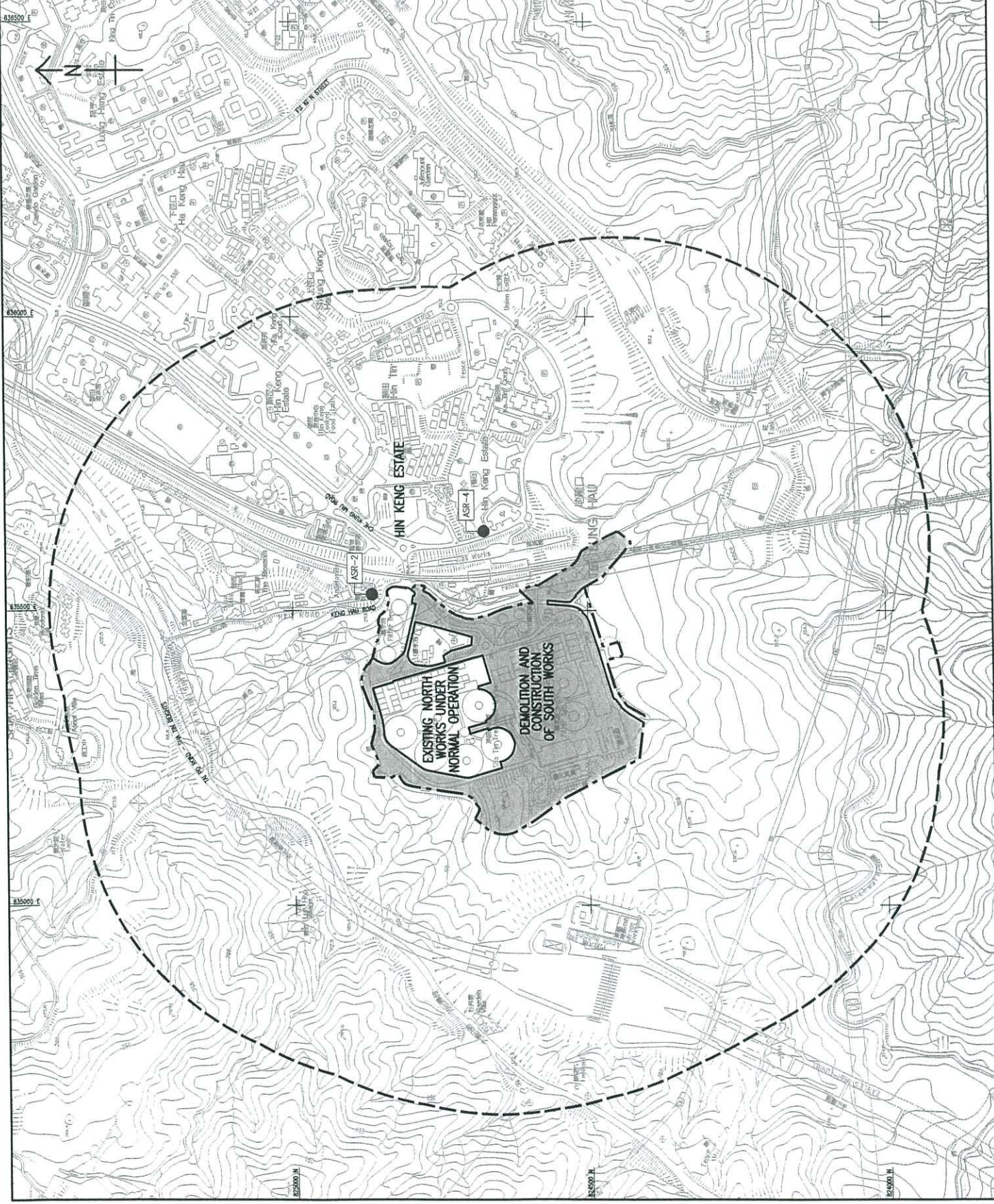
水務署
WATER SUPPLIES DEPARTMENT

APPROVED NO. CE 17/2009 (M) FOR IN-SITU REPAIRING AND CONSTRUCTION WORKS

LOCATIONS OF PROPOSED DUST MONITORING STATIONS

AECOM

DRAWING NO. 60162073/EM&A/FIG 3	
DATE: 11/08/2017	SCALE: AS 1:6000
PROJECT: HIN KONG ESTATE - HIN MAN HOUSE	DESIGN AND CONSTRUCTION
© COPYRIGHT RESERVED	



Appendix I

Location Plan of Air Quality Monitoring Station

Dec-20

Sun	Mon	Tue	Wed	Thur	Fri	Sat
		1	2	3	4	5
	6 Impact Water Quality monitoring for C1, C2, C3, M1, M2 & M3	7 Impact Water Quality monitoring for C1, C2, C3, M1, M2 & M3	8 Impact Water Quality monitoring for C1, C2, C3, M1, M2 & M3 Air monitoring for AM1 & AM2 Noise monitoring for NMI, NM2 & NM3	9 Impact Water Quality monitoring for C1, C2, C3, M1, M2 & M3	10 Impact Water Quality monitoring for C1, C2, C3, M1, M2 & M3	11 Impact Water Quality monitoring for C1, C2, C3, M1, M2 & M3 Air monitoring for AM1 & AM2 Noise monitoring for NMI, NM2 & NM3
	12 Impact Water Quality monitoring for C1, C2, C3, M1, M2 & M3 Air monitoring for AM1 & AM2 Noise monitoring for NMI, NM2 & NM3	13 Impact Water Quality monitoring for C1, C2, C3, M1, M2 & M3	14 Impact Water Quality monitoring for C1, C2, C3, M1, M2 & M3 Air monitoring for AM1 & AM2 Noise monitoring for NMI, NM2 & NM3	15 Impact Water Quality monitoring for C1, C2, C3, M1, M2 & M3	16 Impact Water Quality monitoring for C1, C2, C3, M1, M2 & M3 Air monitoring for AM1 & AM2 Noise monitoring for NMI, NM2 & NM3	17 Impact Water Quality monitoring for C1, C2, C3, M1, M2 & M3 Air monitoring for AM1 & AM2 Noise monitoring for NMI, NM2 & NM3
	18 Impact Water Quality monitoring for C1, C2, C3, M1, M2 & M3 Air monitoring for AM1 & AM2 Noise monitoring for NMI, NM2 & NM3	19 Impact Water Quality monitoring for C1, C2, C3, M1, M2 & M3 Air monitoring for AM1 & AM2 Noise monitoring for NMI, NM2 & NM3	20 Impact Water Quality monitoring for C1, C2, C3, M1, M2 & M3	21 Impact Water Quality monitoring for C1, C2, C3, M1, M2 & M3 Air monitoring for AM1 & AM2 Noise monitoring for NMI, NM2 & NM3	22 Impact Water Quality monitoring for C1, C2, C3, M1, M2 & M3 Air monitoring for AM1 & AM2 Noise monitoring for NMI, NM2 & NM3	23 Impact Water Quality monitoring for C1, C2, C3, M1, M2 & M3 Air monitoring for AM1 & AM2 Noise monitoring for NMI, NM2 & NM3
	24 Impact Water Quality monitoring for C1, C2, C3, M1, M2 & M3 Air monitoring for AM1 & AM2 Noise monitoring for NMI, NM2 & NM3	25 Impact Water Quality monitoring for C1, C2, C3, M1, M2 & M3 Air monitoring for AM1 & AM2 Noise monitoring for NMI, NM2 & NM3	26 Impact Water Quality monitoring for C1, C2, C3, M1, M2 & M3 Air monitoring for AM1 & AM2 Noise monitoring for NMI, NM2 & NM3	27 Impact Water Quality monitoring for C1, C2, C3, M1, M2 & M3 Air monitoring for AM1 & AM2 Noise monitoring for NMI, NM2 & NM3	28 Impact Water Quality monitoring for C1, C2, C3, M1, M2 & M3 Air monitoring for AM1 & AM2 Noise monitoring for NMI, NM2 & NM3	29 Impact Water Quality monitoring for C1, C2, C3, M1, M2 & M3 Air monitoring for AM1 & AM2 Noise monitoring for NMI, NM2 & NM3
	30 Impact Water Quality monitoring for C1, C2, C3, M1, M2 & M3	31				

Nov-20

Sun	Mon	Tue	Wed	Thur	Fri	Sat
1	2	3	4	5	6	7
	<p>Impact</p> <p>Water Quality monitoring for C1, C2, C3, M1, M2 & M3 Air monitoring for AM1 & AM2 Noise monitoring for NM1, NM2 & NM3</p>		<p>Impact</p> <p>Water Quality monitoring for C1, C2, C3, M1, M2 & M3</p>		<p>Impact</p> <p>Water Quality monitoring for C1, C2, C3, M1, M2 & M3 Air monitoring for AM1 & AM2 Noise monitoring for NM1, NM2 & NM3</p>	
8	9	10	11	12	13	14
	<p>Impact</p> <p>Water Quality monitoring for C1, C2, C3, M1, M2 & M3</p>		<p>Impact</p> <p>Water Quality monitoring for C1, C2, C3, M1, M2 & M3 Air monitoring for AM1 & AM2 Noise monitoring for NM1, NM2 & NM3</p>		<p>Impact</p> <p>Water Quality monitoring for C1, C2, C3, M1, M2 & M3</p>	
15	16	17	18	19	20	21
	<p>Impact</p> <p>Water Quality monitoring for C1, C2, C3, M1, M2 & M3 Air monitoring for AM1 & AM2 Noise monitoring for NM1, NM2 & NM3</p>		<p>Impact</p> <p>Water Quality monitoring for C1, C2, C3, M1, M2 & M3</p>		<p>Impact</p> <p>Water Quality monitoring for C1, C2, C3, M1, M2 & M3 Air monitoring for AM1 & AM2 Noise monitoring for NM1, NM2 & NM3</p>	
22	23	24	25	26	27	28
	<p>Impact</p> <p>Water Quality monitoring for C1, C2, C3, M1, M2 & M3</p>		<p>Impact</p> <p>Water Quality monitoring for C1, C2, C3, M1, M2 & M3 Air monitoring for AM1 & AM2 Noise monitoring for NM1, NM2 & NM3</p>		<p>Impact</p> <p>Water Quality monitoring for C1, C2, C3, M1, M2 & M3</p>	
29	30					
	<p>Impact</p> <p>Water Quality monitoring for C1, C2, C3, M1, M2 & M3 Air monitoring for AM1 & AM2 Noise monitoring for NM1, NM2 & NM3</p>					

Appendix H Impact Monitoring Schedules

	ET	IEC	ER	CONTRACTOR
<p>2. Exceedance for two or more consecutive samples</p>	<p>1. Notify Contractor, IEC, EPD and ER; 2. Repeat measurement to confirm findings; 3. Increase monitoring frequency to daily; 4. Carry out analysis of the Contractor's working procedures with the ER to determine possible mitigation to be implemented; 5. Arrange meeting with the IEC and ER to discuss the remedial measures to be taken; 6. Review the effectiveness of the Contractor's remedial measures and keep IEC, EPD and ER informed of the results; and 7. If exceedance stops, cease additional monitoring.</p>	<p>1. Check monitoring data submitted by the ET; 2. Check the Contractor's working method; 3. Discuss with ET, ER, and Contractor on the potential remedial measures; and 4. Review and advise the ER and ET on the effectiveness of Contractor's remedial measures.</p>	<p>1. Confirm receipt of notification of exceedance in writing; 2. In consultation with the ET and IEC, agree with the Contractor on the remedial measures to be implemented; 3. Supervise the implementation of remedial measures; and 4. If exceedance continues, consider what portion of the work is responsible and instruct the Contractor to stop that portion of work until the exceedance is abated.</p>	<p>1. Identify source(s) and investigate the causes of exceedance; 2. Take immediate action to avoid further exceedance; 3. Submit proposals for remedial measures to the ER with a copy to the IEC and ET within three working days of notification; 4. Implement the agreed proposals; 5. Revise and resubmit proposals if problem still not under control; and 6. Stop the relevant portion of works as determined by the ER until the exceedance is abated.</p>

Appendix J

Calibration Certificates

(Air Monitoring)

Sensidyne 80570 Nephelometer Calibration Certificate

Recommended calibration interval is 24 months from date of shipment and at 24 month intervals thereafter.

Serial #	P15857
Firmware	80570-8100-V1.0.4

All work has been successfully completed. (Sign off)

Calibrated By: J. Gist **AT14**

Date 01-27-2020

Quality Inspector: AT5

Date JAN 28 2020

Next Calibration Due 01-27-2022

	Pass/Fail	Criteria
Balance Sheath/Sample Flow Rate	pass	± 5%
Set Sample Flow to 1 lpm	pass	± 5%
Set Zero (k=1)	pass	± 2 µg/m ³
Set Gain	pass	± 5%
Set Serial & Model Number	X	
Calibration Concentration, LD-3, µg/m ³	395	

Sensidyne, LP
1000 112th Circle North
Suite 100
St. Petersburg, FL 33716
U.S.A.

T 800-451-9444
T +1 727-530-3602
F +1 727-539-0650

Email: info@sensidyne.com
www.Sensidyne.com
www.Schauenburg.com

Calibration Standards

Standard	Manufacturer	Model	SN	Cal Due
Nephelometer	Sibata	LD-3B	476795	06-07-2020

The test and calibration results on this report certify that this instrument complies with the product specifications at the time of this report. Calibration was performed using test instruments and standards that are traceable to NMIJ and the International System of Units (SI). Laser safety and anti-static procedures are followed.



Sensidyne 80570 Nephelometer Calibration Certificate

Recommended calibration interval is 24 months from date of shipment and at 24 month intervals thereafter.

Serial #	R14527
Firmware	80570-8100-V1.0.4

All work has been successfully completed. (Sign off)

Calibrated By: J. Gist **AT14**

Date 01-08-2020

Quality Inspector: AT5

Date JAN 28 2020

Next Calibration Due 01-08-2022

	Pass/Fail	Criteria
Balance Sheath/Sample Flow Rate	<u>pass</u>	± 5%
Set Sample Flow to 1 lpm	<u>pass</u>	± 5%
Set Zero (k=1)	<u>pass</u>	± 2 µg/m ³
Set Gain	<u>pass</u>	± 5%
Set Serial & Model Number	<u>X</u>	
Calibration Concentration, LD-3, µg/m ³	<u>637</u>	

Sensidyne, LP
1000 112th Circle North
Suite 100
St. Petersburg, FL 33716
U.S.A.

T 800-451-9444
T +1 727-530-3602
F +1 727-539-0550

Email: info@sensidyne.com
www.Sensidyne.com
www.Schauenburg.com

Calibration Standards

Standard	Manufacturer	Model	SN	Cal Due
Nephelometer	Sibata	LD-3B	476795	06-07-2020

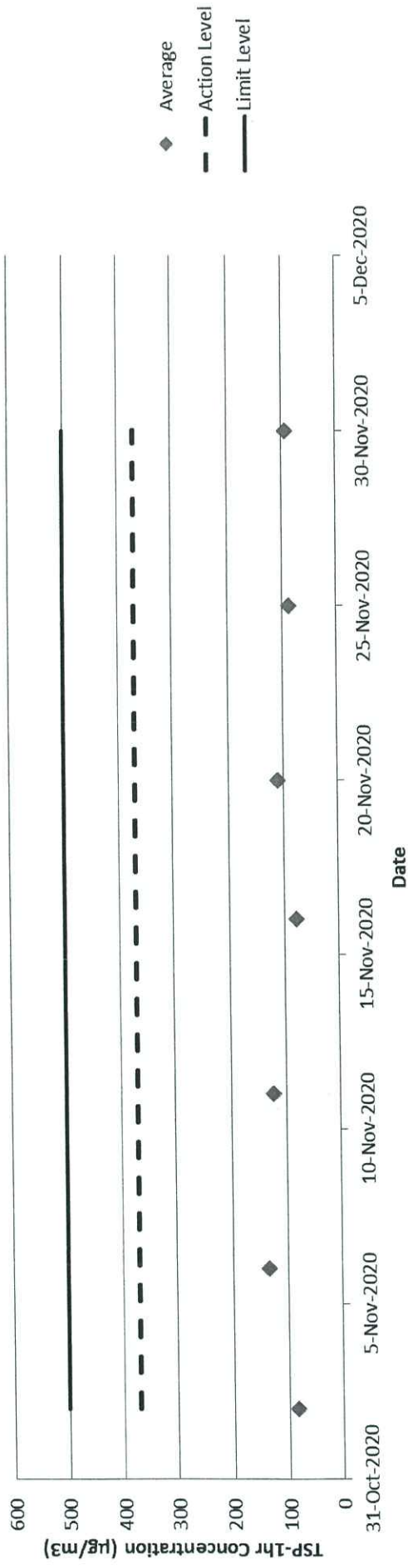
The test and calibration results on this report certify that this instrument complies with the product specifications at the time of this report. Calibration was performed using test instruments and standards that are traceable to NMIJ and the International System of Units (SI). Laser safety and anti-static procedures are followed.



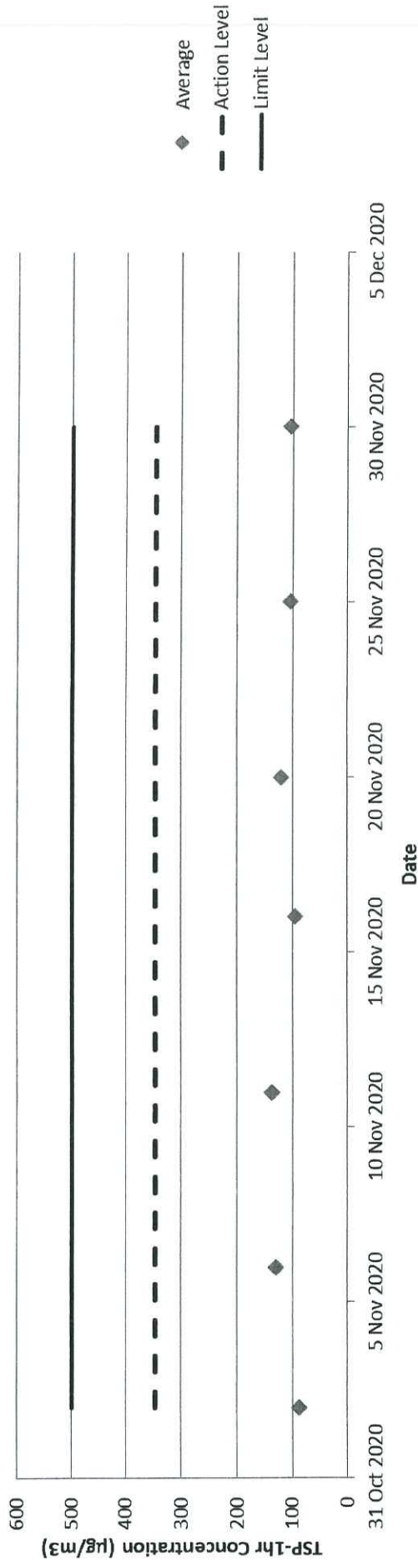
Appendix K

Impact Air Quality Monitoring Results and Graphical Presentation

The Summary of TSP-1hr Concentration ($\mu\text{g}/\text{m}^3$) at AM1 The L Louey



The Summary of TSP-1hr Concentration ($\mu\text{g}/\text{m}^3$) at AM2 Hin Keng Estate - Hin Wan House



Appendix L

Location Plan of Noise Monitoring Station

LEGEND:

- SITE BOUNDARY OF SHA TIN WATER TREATMENT WORKS
- 300m STUDY AREA
- WORKS AREA
- HK2 ↑
- HK5 ↑
- HK7 ↑
- THE L. LOLEY (SOUTH)
- HIN KENG ESTATE - HIN WAI HOUSE
- CHURCH THOMAS CHEUNG SCHOOL



水務署
WATER SUPPLIES DEPARTMENT
AGREEMENT NO. CE 13/2009 (M)
IN-SITU RESPONDING SOUTH WORKS
DESIGN AND CONSTRUCTION

LOCATIONS OF PROPOSED NOISE MONITORING STATIONS

AECOM

PROJECT NO. 圖則編號	60162073/EM&A/FIG 4
DATE 日期	11/11/2011
SCALE 比例尺	AS 1:5000
PROJECT METRES 圖則單位	公尺
© COPYRIGHT RESERVED 圖則版權	


Appendix M

Calibration Certificates (Noise)



MAXLAB

CALIBRATION CERTIFICATE

<i>Certificate Information</i>																
Date of Issue	17-Jan-2020															
Certificate Number	MLCN200129S															
<i>Customer Information</i>																
Company Name	Acumen Environmental Engineering and Technologies Co. Ltd.															
Address	Lot 12, Tam Kon Shan Road, Tsing Yi (N), Hong Kong															
<i>Equipment-under-Test (EUT)</i>																
Description	Sound Level Meter															
Manufacturer	Rion															
Model Number	NL-52															
Serial Number	00821088															
Equipment Number	-															
<i>Calibration Particular</i>																
Date of Calibration	17-Jan-2020															
Calibration Equipment	4231(MLTE008) / AV180068 / 13-May-2020															
Calibration Procedure	MLCG00, MLCG15															
Calibration Conditions	<table border="1"> <tr> <td>Laboratory</td> <td>Temperature</td> <td>23 °C ± 5 °C</td> </tr> <tr> <td></td> <td>Relative Humidity</td> <td>55% ± 25%</td> </tr> <tr> <td>EUT</td> <td>Stabilizing Time</td> <td>Over 3 hours</td> </tr> <tr> <td></td> <td>Warm-up Time</td> <td>10 minutes</td> </tr> <tr> <td></td> <td>Power Supply</td> <td>Internal battery</td> </tr> </table>	Laboratory	Temperature	23 °C ± 5 °C		Relative Humidity	55% ± 25%	EUT	Stabilizing Time	Over 3 hours		Warm-up Time	10 minutes		Power Supply	Internal battery
Laboratory	Temperature	23 °C ± 5 °C														
	Relative Humidity	55% ± 25%														
EUT	Stabilizing Time	Over 3 hours														
	Warm-up Time	10 minutes														
	Power Supply	Internal battery														
Calibration Results	Calibration data were detailed in the continuation pages.															
<i>Approved By & Date</i>																
	 K.O. Lo 17-Jan-2020															
<i>Statements</i>																
<ul style="list-style-type: none"> * Calibration equipment used for this calibration are traceable to national / international standards. * The results on this Calibration Certificate only relate to the values measured at the time of the calibration and the uncertainties quoted will not include allowance for the EUT long term drift, variation with environmental changes, vibration and shock during transportation, overloading, mishandling, misuse, and the capacity of any other laboratory to repeat the measurement. * MaxLab Calibration Centre Limited shall not be liable for any loss or damage resulting from the use of the EUT. * The copy of this Certificate is owned by MaxLab Calibration Centre Limited. No part of this Certificate may be reproduced without the prior written approval of MaxLab Calibration Centre Limited. 																



MAXLAB

Certificate No. MLCN200129S

<i>Calibration Data</i>					
Frequency / Time Weighting	Range	EUT Reading	Standard Reading	EUT Error	Calibration Uncertainty
A / FAST (1 kHz Input)	25 - 138 dB	93.7 dB	94.0 dB	-0.3 dB	0.2 dB
		113.7 dB	114.0 dB	-0.3 dB	0.2 dB
C / FAST (1 kHz Input)	33 - 138 dB	93.7 dB	94.0 dB	-0.3 dB	0.2 dB
		113.7 dB	114.0 dB	-0.3 dB	0.2 dB
Z / FAST (1 kHz Input)	38 - 138 dB	93.7 dB	94.0 dB	-0.3 dB	0.2 dB
		113.7 dB	114.0 dB	-0.3 dB	0.2 dB
A / SLOW (1 kHz Input)	25 - 138 dB	93.7 dB	94.0 dB	-0.3 dB	0.2 dB
		113.7 dB	114.0 dB	-0.3 dB	0.2 dB
C / SLOW (1 kHz Input)	33 - 138 dB	93.7 dB	94.0 dB	-0.3 dB	0.2 dB
		113.7 dB	114.0 dB	-0.3 dB	0.2 dB
Z / SLOW (1 kHz Input)	38 - 138 dB	93.7 dB	94.0 dB	-0.3 dB	0.2 dB
		113.7 dB	114.0 dB	-0.3 dB	0.2 dB

- END -

Calibrated By :
Date :

Dan
17-Jan-2020

Checked By :
Date :

K.O. Lo
17-Jan-2020

Page 2 of 2

萬儀校正中心有限公司
MaxLab Calibration Centre Limited

香港新界葵涌華星街 16-18 號保盈工業大廈 9 樓 B 室

Certificate of Calibration

for

Description: *Sound Level Meter*
Manufacturer: *NTi Audio*
Type No.: *XL2 (Serial No.: A2A-09696-E0)*
Microphone: *ACO 7052 (Serial No.: 60997)*
Preamplifier: *MA220 (Serial No.: 5287)*

Submitted by:

Customer: *Acumen Environmental Engineering and Technologies Co. Ltd.*

Address: *No.12, Tam Kon Shan Road, Tsing Yi Island, Hong Kong*

Upon receipt for calibration, the instrument was found to be:

- Within**
 Outside

the allowable tolerance.

The test equipment used for calibration are traceable to National Standards via:

- The Government of The Hong Kong Special Administrative Region Standard & Calibration Laboratory

Date of receipt: 28 February 2020

Date of calibration: 2 March 2020

Calibrated by: 
Calibration Technician

Certified by: 
Mr. Ng Yan Wa
Laboratory Manager

Date of issue: 2 March 2020

Certificate No.: APJ19-168-CC001

Page 1 of 4

1. Calibration Precaution:

- The unit-under-test (UUT) was allowed to stabilize in the laboratory for over 24 hours, and switched on to warm up for over 10 minutes before the commencement of the test.
- The results presented are the mean of 3 measurements at each calibration point.

2. Calibration Conditions:

Air Temperature: 23.7°C
 Air Pressure: 1008 hPa
 Relative Humidity: 54.5 %

3. Calibration Equipment:

	Type	Serial No.	Calibration Report Number	Traceable to
Multifunction Calibrator	B&K 4226	2288467	AV180064	HOKLAS

4. Calibration Results

Sound Pressure Level

Reference Sound Pressure Level

Setting of Unit-under-test (UUT)			Applied value		UUT Reading,	IEC 61672 Class 1
Range, dB	Freq. Weighting	Time Weighting	Level, dB	Frequency, Hz	dB	Specification, dB
30-130	dBA SPL	Fast	94	1000	94.0	±0.4

Linearity

Setting of Unit-under-test (UUT)			Applied value		UUT Reading,	IEC 61672 Class 1
Range, dB	Freq. Weighting	Time Weighting	Level, dB	Frequency, Hz	dB	Specification, dB
30-130	dBA SPL	Fast	94	1000	94.0	Ref
			104		104.0	±0.3
			114		114.0	±0.3

Time Weighting

Setting of Unit-under-test (UUT)			Applied value		UUT Reading,	IEC 61672 Class 1
Range, dB	Freq. Weighting	Time Weighting	Level, dB	Frequency, Hz	dB	Specification, dB
30-130	dBA SPL	Fast	94	1000	94.0	Ref
		Slow			94.0	±0.3

Frequency Response

Linear Response

Setting of Unit-under-test (UUT)			Applied value		UUT Reading, dB	IEC 61672 Class 1 Specification, dB	
Range, dB	Freq. Weighting	Time Weighting	Level, dB	Frequency, Hz			
30-130	dB	SPL	94	Fast	31.5	94.0	±2.0
					63	94.1	±1.5
					125	94.2	±1.5
					250	94.1	±1.4
					500	94.1	±1.4
					1000	94.0	Ref
					2000	93.8	±1.6
					4000	93.3	±1.6
				8000	92.9	+2.1; -3.1	

A-weighting

Setting of Unit-under-test (UUT)			Applied value		UUT Reading, dB	IEC 61672 Class 1 Specification, dB	
Range, dB	Freq. Weighting	Time Weighting	Level, dB	Frequency, Hz			
30-130	dBA	SPL	94	Fast	31.5	55.6	-39.4±2.0
					63	67.9	-26.2±1.5
					125	78.0	-16.1±1.5
					250	85.4	-8.6±1.4
					500	90.8	-3.2±1.4
					1000	94.0	Ref
					2000	95.0	+1.2±1.6
					4000	94.3	+1.0±1.6
				8000	91.8	-1.1+2.1; -3.1	

C-weighting

Setting of Unit-under-test (UUT)			Applied value		UUT Reading, dB	IEC 61672 Class 1 Specification, dB	
Range, dB	Freq. Weighting	Time Weighting	Level, dB	Frequency, Hz			
30-130	dBC	SPL	94	Fast	31.5	91.0	-3.0±2.0
					63	93.2	-0.8±1.5
					125	94.0	-0.2±1.5
					250	94.1	-0.0±1.4
					500	94.1	-0.0±1.4
					1000	94.0	Ref
					2000	93.6	-0.2±1.6
					4000	92.5	-0.8±1.6
				8000	89.9	-3.0+2.1; -3.1	

5. Calibration Results Applied

The results apply to the particular unit-under-test only. All calibration points are within manufacture's specification as IEC 61672 Class 1.

Uncertainties of Applied Value:

94 dB	31.5 Hz	± 0.10
	63 Hz	± 0.10
	125 Hz	± 0.10
	250 Hz	± 0.05
	500 Hz	± 0.10
	1000 Hz	± 0.05
	2000 Hz	± 0.05
	4000 Hz	± 0.05
	8000 Hz	± 0.10
104 dB	1000 Hz	± 0.05
114 dB	1000 Hz	± 0.05

The uncertainties are evaluated for a 95% confidence level.

Note:

The values given in this certification only related to the values measured at the time of the calibration and any uncertainties quoted will not allow for the equipment long-term drift, variations with environmental changes, vibration and shock during transportation, overloading, mis-handling, or the capability of any other laboratory to repeat the calibration. (A+A)*L shall not be liable for any loss or damage resulting from the use of the equipment.



**Certificate of
Conformity**

This instrument was produced under rigorous factory production control and documented standard procedures. It was individually visually inspected, leak tested and function tested for display, backlight, button and software performance. The accuracy of each of its primary measurements was individually calibrated and/or tested against standards traceable to the National Institute of Standards and Technology ("NIST") or calibrated intermediary standards. This instrument is certified to have performed at the time of manufacture in compliance with the following specifications as they apply to this meter's specific model, measurements and features.

Methods Used in Calibration and Testing

Wind Speed:

The Kestrel Pocket Weather Meter impeller installed in this unit was individually tested in a subsonic wind tunnel operating at approximately 300 fpm (1.5 m/s) and 1200 fpm (6.1 m/s) monitored by a Gill Instruments Model 1350 ultrasonic time-of-flight anemometer. The Standard's maximum combined uncertainty is $\pm 1.04\%$ within the airspeed range 706.6 to 3923.9 fpm (3.59 to 19.93 m/s), and $\pm 1.66\%$ within the airspeed range 166.6 to 706.6 fpm (0.85 to 3.59 m/s).

Temperature:

Temperature response is verified in comparison with a Eutechnics 4600 Precision Thermometer or a standard Kestrel 4000 Weather and Environmental Meter calibrated weekly against the Eutechnics 4600. The Eutechnics 4600 is calibrated annually and is traceable to NIST with a system accuracy of ± 0.05 °C.

Direction / Heading

The sensitivity of the magnetic directional sensor is verified at the component level by applying a magnetic field to the sensor and measuring the signal output at 4 points, as well as after assembly by orienting the unit to the cardinal directions and measuring the magnetic field output. In both cases the compass output must be accurate to within ± 5 degrees.

Relative Humidity:

Relative humidity receives a two-point calibration in humidity and temperature controlled chambers at 75.3% RH and 32.8% RH at 25° C. The calibration tanks are monitored with an Edgetech Model 2002 DewPrime II Standard Chilled Mirror Hygrometer. Following calibration, performance is further verified at an RH of approximately 43.2% against the Edgetech Hygrometer. The Edgetech Hygrometer is calibrated annually and is traceable to NIST with a maximum relative expanded uncertainty of $\pm 0.2\%$ RH.

Barometric Pressure:

Pressure response is verified against a Mensor Series 6000 Digital Barometer or a standard Kestrel 4000 Weather and Environmental Meter calibrated weekly against the Mensor Barometer. The Mensor Barometer is calibrated annually and is traceable to NIST with a maximum relative expanded uncertainty of $\pm 0.02\%$ F.S.

Approved By:

Michael Naughton, Engineering Manager

SENSORS																			
SENSOR	1000	2000	2800	3000	3500	3600 DT	4000	4200	4230	4300	4400	4500	4600	4600 HOR	ACCURACY (1σ)	RESOLUTION	SPECIFICATION RANGE	OPERATIONAL RANGE	NOTES
Wind Speed/Air Flow	*	*	*	*	*	*	*	*	*	*	*	*	*	*	0.1 m/s 1.6 ft/min 0.1 km/h 0.1 mph 0.1 kn 1.8	0.6 to 40.0 m/s 1.8 to 7.674 ft/min 2.2 to 14.0 km/h 1.3 to 8.5 mph 1.2 to 7.0 knots 0 to 12.8	0.6 to 60.0 m/s 1.8 to 11.811 ft/min 2.2 to 21.6 km/h 1.3 to 13.4 mph 1.2 to 11.0 knots 0 to 12.8	1 inch (25.4 mm) diameter impeller with precision axle and low-friction 2-ball bearings. Startup speed stated as lower limit; readings may be taken down to 0.4 m/s (1.0 ft/min / 1.5 km/h / 1 mph / 1.5 ft after 100 hours use at 10 MPH / 17 m/s). Replacement impeller (NK-PH-0001) sold separately without tools (US Patent 5,763,733). Wind speed calibration and testing available on-site with impeller located at the top front face of the Keatrel.	
Ambient Temperature	*	*	*	*	*	*	*	*	*	*	*	*	*	*	0.5 °F 0.5 °C	0.1 °F 0.1 °C	-20.0 to 158.0 °F -29.0 to 70.0 °C	14.0 to 131.0 °F -10.0 to 55.0 °C	Hermetically-sealed precision thermistor mounted externally and thermally isolated (US Patent 5,300,845) for rapid response. Achieved 2.2 mpt (1 cm) or greater provided limited response and reduction of in-situ effect. Calibration drift negligible. Thermistor may also be used to measure temperature of water or snow by submerging thermistor portion into material - remove impeller prior to taking submerged measurements and ensure humidity sensor membrane is free of liquid water prior to taking humidity based measurements after submersion.
Globe Temperature - Tg	*	*	*	*	*	*	*	*	*	*	*	*	*	*	1.4 °C	0.1 °F 0.1 °C	-20.0 to 140.0 °F -29.0 to 60.0 °C	14.0 to 131.0 °F -10.0 to 55.0 °C	Temperature inside 140mm black powder coated copper globe connected to Tg equivalent for standard 6 in (150 mm) globe. Closest equivalent obtained with airflow greater than 2.2 mpt (1 m/s).
Relative Humidity	*	*	*	*	*	*	*	*	*	*	*	*	*	*	±0.5% RH non-condensing	0.1% RH	5 to 95% non-condensing	0 to 100%	Polymer capacitive humidity sensor mounted in thin-walled chamber external to case for rapid, accurate response (US Patent 6,257,674). To achieve stated accuracy, unit must be permitted to equilibrate to external temperature when exposed to large, rapid temperature changes and be kept out of direct sunlight. Calibration drift is <±0.2% over 24 months. Humidity sensor may be recalibrated at factory or in field using Kestrel Humidity Calibration Kit (NK-PH-0002).
Pressure	*	*	*	*	*	*	*	*	*	*	*	*	*	*	0.03 0.01 inHg 1.0 hPa/mbar 0.01 PSI	0.01 inHg 0.1 hPa/mbar 0.01 PSI	8.86 to 32.49 inHg 300.0 to 1100.0 hPa/mbar 4.35 to 15.90 PSI and 32.0 to 185.0 °F 0 to 65.0 °C	0.20 to 48.87 inHg 10.16 to 1054.7 hPa/mbar 0.14 to 24.00 PSI and 14.0 to 131.0 °F -10.0 to 55.0 °C	Monolithic silicon piezoresistive pressure sensor with built-in temperature correction. Pressure sensor may be recalibrated at factory or in field. Adjustable reference altitude above display of static pressure or barometric pressure corrected to MSL. Kestrel 4600 displays station pressure on a dedicated screen. Kestrel 2500 and 3500 display continuously updating three-hour barometric pressure trend indicator, rising rapidly, rising slowly, falling rapidly. Kestrel 4600 uses displays pressure trend through graphing function. PSI display on Kestrel 4600 series only.
Compass	*	*	*	*	*	*	*	*	*	*	*	*	*	*	5° 11Bit Compass Scale	1°	0 to 360°	0 to 360°	2-axis solid-state magnetoresistive sensor mounted perpendicular to unit plane. Accuracy of sensor dependent upon unit's vertical position. Self-calibration routine eliminates magnetic noise from batteries or unit and must be run after every full-power-on (battery removal or charge). Residual indicates direction to which the back of the unit is pointed when held in a vertical orientation. Declination/variation adjustable for True North reading.

CALCULATED MEASUREMENTS																			
MEASUREMENT	1000	2000	2800	3000	3500	3600 DT	4000	4200	4230	4300	4400	4500	4600	4600 HOR	ACCURACY (1σ)	RESOLUTION	SPECIFICATION RANGE	SENSORS EMPLOYED	NOTES
Air Density	*	*	*	*	*	*	*	*	*	*	*	*	*	*	0.0002 lb/ft³ 0.0003 kg/m³	0.001 lb/ft³ 0.001 kg/m³	Refer to Ranges for Sensors Employed	Temperature Relative Humidity Pressure	Mass of air per unit volume
Air Flow	*	*	*	*	*	*	*	*	*	*	*	*	*	*	67%	1 m³/hr 1 m³/min 0.1 m³/s 1 L/s	Refer to Ranges for Sensors Employed	Air Flow User Input (Duct Shape & Size)	Volume of air flowing through an opening. Automatically calculated from Air Velocity measurement and user-specified duct shape (circle or rectangle) and dimensions (units: in, ft, cm or m). Maximum duct diameter input: 250.0 in (21.5 ft) / 655.3 cm (6.56 m).
Altitude	*	*	*	*	*	*	*	*	*	*	*	*	*	*	Typical: 23.6 ft 7.2 m max: 48.2 ft 14.7 m	1 ft 1 m	Typical: 750 to 1100 mbar max: 300 to 750 mbar	Pressure User Input (Reference Pressure)	Height above Mean Sea Level (MSL). Temperature compensated pressure (barometric) altimeter requires accurate reference barometric pressure to produce maximum altitude accuracy. Both accuracy levels correspond to a reference pressure anywhere from 650 to 1100 mbar.
Barometric Pressure	*	*	*	*	*	*	*	*	*	*	*	*	*	*	0.07 inHg 2.4 hPa/mbar 0.03 PSI	0.01 inHg 0.1 hPa/mbar 0.01 PSI	Refer to Ranges for Sensors Employed	Pressure User Input (Reference Altitude)	Air pressure that would be present in identical conditions at MSL. Station pressure compensated for local elevation provided by reference altitude. Requires accurate reference altitude to produce meaningful accuracy.
Crosswind & Headwind/Tailwind	*	*	*	*	*	*	*	*	*	*	*	*	*	*	1 mph 1.6 km/h 0.1 mph 0.1 kn	1 mph 1.6 km/h 0.1 mph 0.1 kn	Refer to Ranges for Sensors Employed	Wind Speed Compass	Effective wind relative to a target or travel direction. Auto-switching heading/direction indication.
Delta T	*	*	*	*	*	*	*	*	*	*	*	*	*	*	3.2 °F 1.8 °C	0.1 °F 0.1 °C	Refer to Ranges for Sensors Employed	Temperature Relative Humidity Pressure	Difference between dry bulb temperature and wet bulb temperature. When spraying, indicates evaporation rate and depth/amount. Data range for pesticide spraying is <±15 °F / 2 to 9 °C.
Density Altitude	*	*	*	*	*	*	*	*	*	*	*	*	*	*	29.92 inHg 60 m	1 ft 1 m	Refer to Ranges for Sensors Employed	Temperature Relative Humidity Pressure	Local air density converted to equivalent elevation above sea level in a uniform layer consisting of the International Standard Atmosphere.
Dewpoint	*	*	*	*	*	*	*	*	*	*	*	*	*	*	3.4 °F 1.9 °C	0.1 °F 0.1 °C	15 to 95 % RH Refer to Ranges for Temperature Sensor	Temperature Relative Humidity	Temperature that a volume of air must be cooled to at constant pressure for the water vapor present to condense. May be derived from a solid surface. Can also be considered to be the water-to-air saturation temperature.
Evaporation Rate	*	*	*	*	*	*	*	*	*	*	*	*	*	*	0.01 in³/hr 0.06 kg/m²/hr	0.01 in³/hr 0.01 kg/m²/hr	Refer to Ranges for Sensors Employed	Wind Speed Temperature Relative Humidity Pressure User Input (Concrete Temperature)	The rate at which moisture is lost from the surface of curing concrete. Requires user measurement and entry of concrete temperature obtained with an accurate IR or probe thermometer (°F or °C, not included). Readings should be taken 20 inches above pour surface with the thermometer shaded, and averaged for 6-10 seconds using built-in averaging function.
Heat Index	*	*	*	*	*	*	*	*	*	*	*	*	*	*	7.1 °F 4.0 °C	0.1 °F 0.1 °C	Refer to Ranges for Sensors Employed	Temperature Relative Humidity	Perceived temperature resulting from the combined effect of temperature and relative humidity. Calculated based on NWS Heat Index (HI) tables. Measurement range limited by extent of published tables.
Moisture Content Humidity Ratio ("Grains")	*	*	*	*	*	*	*	*	*	*	*	*	*	*	3 g/g 0.4	0.1 g/g 0.01 g/g	Refer to Ranges for Sensors Employed	Temperature Relative Humidity Pressure	Mass of water vapor in a mass of air.
Relative Air Density	*	*	*	*	*	*	*	*	*	*	*	*	*	*	0.3%	0.1%	Refer to Ranges for Sensors Employed	Temperature Relative Humidity Pressure	The ratio, expressed as a percentage, of measured air density to the density of a standard atmosphere as defined by the ICAO.
Thermal Work Limit (TWL)	*	*	*	*	*	*	*	*	*	*	*	*	*	*	10.9 W/m²	0.1 W/m²	Refer to Ranges for Sensors Employed	Wind Speed Temperature Globe Temperature Relative Humidity Pressure	Estimated safe maximum continuously sustainable human metabolic rate (W/m²) for the conditions and clothing factors. Based on set of estimated metabolic output of typical human. On-screen zone warnings.
Outdoor Wet Bulb Globe Temperature (WBGT)	*	*	*	*	*	*	*	*	*	*	*	*	*	*	1.3 °F 0.7 °C	0.1 °F 0.1 °C	Refer to Ranges for Sensors Employed	Wind Speed Temperature Globe Temperature Relative Humidity Pressure	Measure of human heat stress defined as the combination of effects due to radiation, convection and conduction. Outdoor WBGT is calculated from a weighted sum of natural wet bulb (TWB), globe temperature (Tg), and dry bulb temperature (Td). User selectable on-screen warning zones.
Wet Bulb Temperature - Naturally Aspirated (Twb)	*	*	*	*	*	*	*	*	*	*	*	*	*	*	1.4 °F 0.8 °C	0.1 °F 0.1 °C	Refer to Ranges for Sensors Employed	Wind Speed Temperature Globe Temperature Relative Humidity Pressure	Similar to psychrometric wet-bulb temperature (see below). However, Twb only undergoes forced convection from the ambient air velocity. Twb is a measure of the evaporative cooling that the air will allow. This is accounted for by combining the effects of, mainly, relative humidity and wind speed.
Wet Bulb Temperature - Psychrometric	*	*	*	*	*	*	*	*	*	*	*	*	*	*	3.2 °F 1.8 °C	0.1 °F 0.1 °C	Refer to Ranges for Sensors Employed	Temperature Relative Humidity Pressure	Temperature indicated by a sling psychrometer. Due to nature of the psychrometric ratio for a wet-bulb system, this approximates the thermodynamic wet-bulb temperature. The thermodynamic wet-bulb temperature is the saturation temperature of a parcel of air would have if cooled adiabatically to saturation temperature via water evaporating into it.
Wind Chill	*	*	*	*	*	*	*	*	*	*	*	*	*	*	1.8 °F 0.6 °C	0.1 °F 0.1 °C	Refer to Ranges for Sensors Employed	Wind Speed Temperature	Perceived temperature resulting from combined effect of wind speed and temperature. Calculated based on the NWS Wind Chill Temperature (WCT) index. Revised 2001, with wind speed adjusted by a factor of 1.5 to yield equivalent result to wind speed measured at 10 m above ground. Measurement range limited by extent of published tables.

ADDITIONAL SPECIFICATIONS														
Display & Backlight	Reflective 3.10 digit LCD. Digit height 0.25 in / 6 mm. Aviation green electroluminescent backlight. Manual activation with auto-off. Reflective 5 digit LCD. Digit height 0.26 in / 6 mm. Choice of aviation green or visible red (NV models only) electroluminescent backlight. Manual activation with auto-off.													
Response Time & Display Update	Multi-channel, multi-bit monochrome dot-matrix display. Choice of aviation green or visible red (NV models only) electroluminescent backlight. Automatic or manual activation. All measurements except those based on relative humidity respond accurately within 1 second. Relative humidity and all measurements which include RH in their calculation may require as long as 1 minute to fully equilibrate to a large change in the measurement environment. Display updates every 1 second.													
Max/Min Wind	One-button clear and reset of Max Wind Gust and Average Wind measurement. Max and average wind calculation may be started and stopped independently of data logging of other values, along with all other wind-related functions: air velocity, crosswind, headwind/tailwind, wind chill, WBGT, TWL, evaporation rate.													
Data Storage & Graphical Display, Min/Max/Avg History	Minimum, maximum, average and logged history stored and displayed for every measured value. Large capacity data logger with graphical display. Manual and auto data storage. Min/Max/Avg history may be read independently. Auto-stops retrieval satellite from 2 seconds to 12 hours, overruns on or off. Logs even when display off except for 2 and 5 second intervals (code version 4.16 and later). Data capacity shown.													
Data Upload & Bluetooth® Data Connect Option	Requires optional PC interface (USB or RS-232) or Bluetooth data transfer option and provided software. Bluetooth Data Transfer Option: Adjustable power consumption and radio range from up to 30 ft / 9 meters. Individual unit ID and 4-digit PIN code preprogrammed for easy identification and data security when pairing and transferring. Employs Bluetooth Serial Port Protocol for data transmission.													
Clock / Calendar	Requires optional PC interface (USB or RS-232) or Bluetooth data transfer option and provided software.													
Auto Shutdown	Requires optional PC interface (USB or RS-232) or Bluetooth data transfer option and provided software.													
Language Certifications	English, French, German, Italian, Spanish. CE certified, RoHS and WEEE compliant. Individually tested to NIST-traceable standards (with certificate of test available at additional charge).													
Origin	Designed and manufactured in the USA from US and imported components. Complies with Regional Value Content and Tariff Code Transmission requirements for NAFTA Preference. Classen B.													
Battery Life	CR2032, zinc, included. Average life: 300 hours. Battery life reduced by backlight use in 2000 / 2000 models. Standard Models: AAA Alkaline, inc. included. Average life: 400 hours of use, reduced by backlight or Bluetooth radio transmission use.													
Shock Resistance Sealing	MIL-STD-883C, Method 2000, 2000.2. Method 516.5 Procedure IV, unit only; impact may damage replaceable impeller.													
Operational Temperature Limit	Waterproof (IP67) and NEMA-6.													
Storage Temperature	14 °F to 131 °F / -10 °C to 55 °C. Measurements may be taken beyond the limits of the operational temperature range of the display and batteries by maintaining the unit within the operational range and exposing it to the more extreme environment for the minimum time necessary to take reading.													
Size & Weight	4.5 x 1.9 x 1.1 in / 12.2 x 4.8 x 2.8 cm 3.6 oz / 102 g (including slip-on cover) 5.0 x 1.6 x 1.1 in / 12.7 x 4.5 x 2.8 cm 3.6 oz / 102 g 6.5 x 2.3 x 1.1 in / 16.5 x 5.9 x 2.8 cm 4.4 oz / 125 g													

* NOTE: Accuracy calculated as uncertainty of the measurement derived from statistical analysis considering the combined effects from: primary sensor specifications, circuit conversions, and all other sources of error using a coverage factor of k=2, or two standard deviations (2σ).

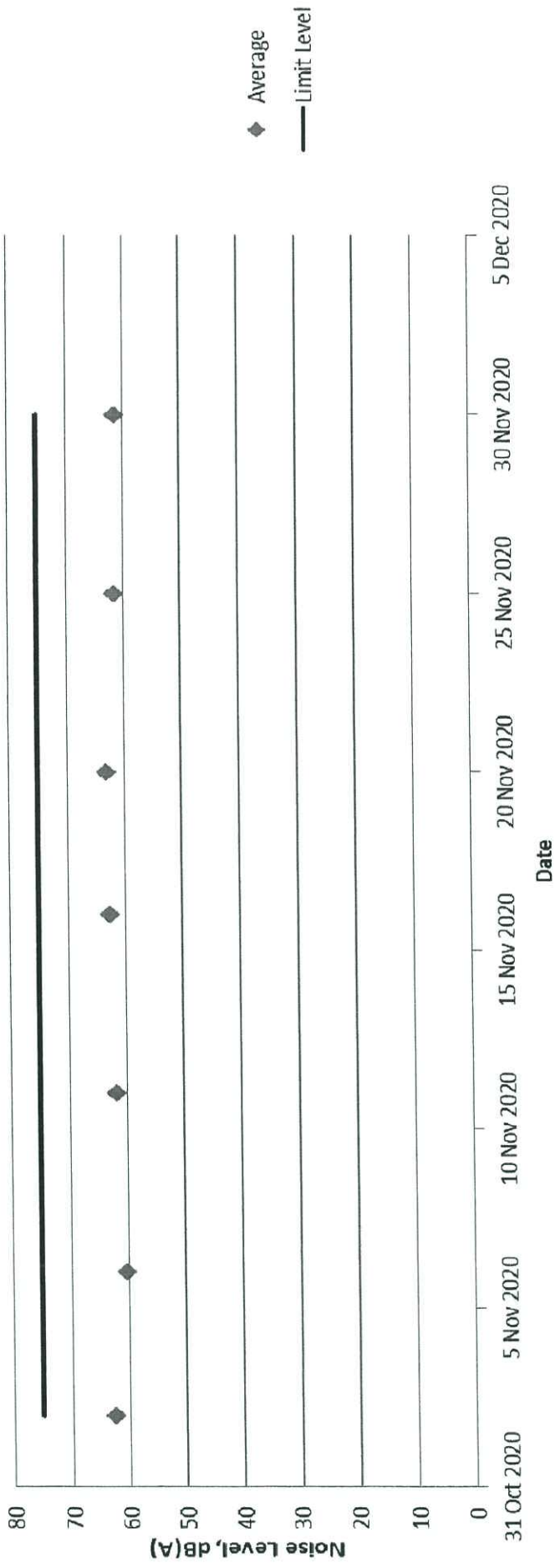
Please note, these specifications are valid for all Kestrel 4400 products and all other Kestrel 4000 series with a serial number higher than 659340. If your product has a lower serial number, please reference the previous version of the specifications.

© 2013 Nielsen-Kellerman | 21 Keatrel Circle Boettwinn PA 15061 USA | www.NHhome.com


Appendix N

Impact Noise Monitoring Results and Graphical Presentation

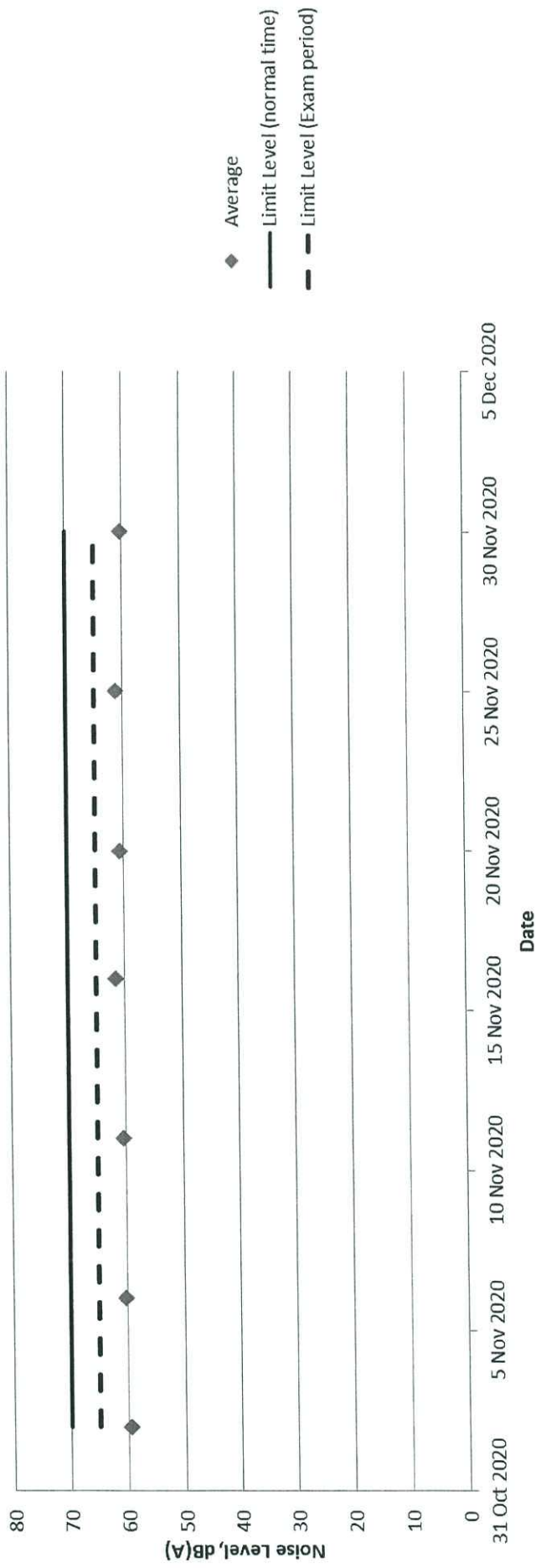
Noise Level Results at NM1 -The L Louey (South)



Noise Level Results at NM2 -Hin Keng Estate - Hin Wan House



Noise Level Results at NM3 -C.U.H.K.F.A.A. Thomas Cheung School



Appendix O

Location Plan of Water Quality Monitoring Station

LEGEND:

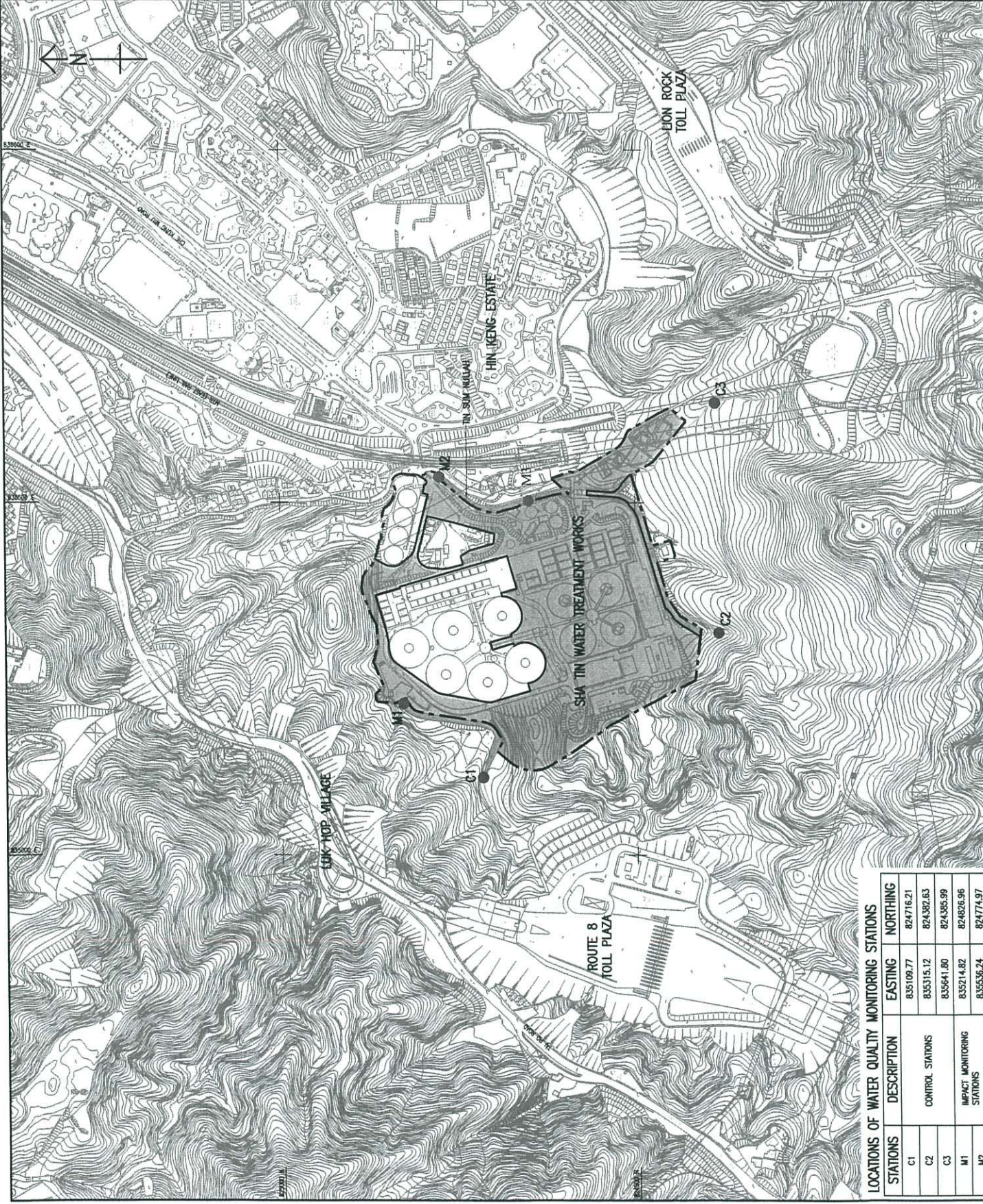
- - - SITE BOUNDARY OF SHAHIN WATER TREATMENT WORKS
- ▭ WORKS AREA
- INLAND WATER COURSE
- IMPACT MONITORING STATION
- CONTROL STATION

水務署
 WATER SUPPLIES DEPARTMENT
 AGREEMENT NO. CE 17/2009 (NS)
 IN-SITU REPAIRING WORKS FOR TREATMENT WORKS
 DESIGN AND CONSTRUCTION

LOCATIONS OF PROPOSED WATER QUALITY MONITORING STATIONS



DRG NO. 60162073/EM&A/FIG 5
 圖紙編號 60162073/EM&A/FIG 5
 DATE: 12/09/2011
 SCALE: AS 1:5000
 COPYRIGHT RESERVED
 版權 屬 專 有



LOCATIONS OF WATER QUALITY MONITORING STATIONS

STATIONS	DESCRIPTION	EASTING	NORTHING
C1	CONTROL STATIONS	835109.77	824716.21
C2		835315.12	824382.63
C3		835841.80	824385.99
M1	IMPACT MONITORING STATIONS	835214.82	824826.96
M2		835536.24	824774.97

Appendix P

Calibration Certificate (Water Quality)



專業化驗有限公司

QUALITY PRO TEST-CONSULT LIMITED

Unit 10, 14/F, Wah Wai Centre, 38-40 Au Pui Wan St., Fotan, Hong Kong

Email: info@qualityprotest.com; Website: www.qualityprotest.com

Tel: (852) 3956 8717; Fax: (852) 3956 3928

REPORT OF EQUIPMENT PERFORMANCE CHECK/ CALIBRATION

Report No. : AJ080066
Date of Issue : 25 August 2020
Page No. : 1 of 2

PART A – CUSTOMER INFORMATION

Acuity Sustainability Consulting Limited
Unit C, 11/F, Ford Glory Plaza
37-39 Wing Hong Street
Cheung Sha Wan, Kowloon, Hong Kong
Attn: Mr. Nelson TSUI

PART B – DESCRIPTION

Name of Equipment : Multi Water Quality Checker U-53
Manufacturer : Horiba
Serial Number : Y755D62F
Date of Received : Aug 25, 2020
Date of Calibration : Aug 25, 2020
Date of Next Calibration^(a) : Nov 24, 2020

PART C – REFERENCE METHODS/ DOCUMENTS FOR THE CALIBRATION

Parameter	Reference Method
pH at 25°C	APHA 21e 4500-H ⁺ B
Dissolved Oxygen	APHA 21e 4500-O G
Salinity	APHA 21e 2520 B
Temperature	Section 6 of international Accreditation New Zealand Technical Guide no. 3 Second edition March 2008: Working Thermometer Calibration Procedure.

PART D – CALIBRATION RESULTS^(b,c)

(1) pH at 25°C

Target (pH unit)	Displayed Reading ^(d) (pH Unit)	Tolerance ^(e) (pH Unit)	Results
4.00	4.08	0.08	Satisfactory
7.42	7.47	0.05	Satisfactory
10.01	10.00	-0.01	Satisfactory

Tolerance of pH should be less than ±0.20 (pH unit)

(2) Temperature


Reading of Ref. thermometer (°C)	Displayed Reading (°C)	Tolerance (°C)	Results
12.0	12.21	0.21	Satisfactory
21.0	21.49	0.49	Satisfactory
45.0	44.93	-0.07	Satisfactory

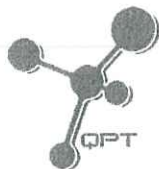
Tolerance limit of temperature should be less than ±2.0 (°C)

~ CONTINUED ON NEXT PAGE ~

Remark(s): -

- ^(a) The "Date of Next Calibration" is recommended according to best practice principals as practiced by QPT or quoted from relevant international standards.
^(b) The results relate only to the calibrated equipment as received
^(c) The performance of the equipment stated in this report is checked with independent reference material and results compared against a calibrated secondary source.
^(d) "Displayed Reading" denotes the figure shown on item under calibration/ checking regardless of equipment precision or significant figures.
^(e) The "Tolerance Limit" mentioned is the acceptance criteria applicable for similar equipment used by Quality Pro Test-Consult Ltd. or quoted from relevant international standards.


LEE Chun-ning, Desmond
Senior Chemist



專業化驗有限公司

QUALITY PRO TEST-CONSULT LIMITED

Unit 10, 14/F, Wah Wai Centre, 38-40 Au Pui Wan St., Fotan, Hong Kong

Email: info@qualityprotest.com; Website: www.qualityprotest.com

Tel: (852) 3956 8717; Fax: (852) 3956 3928

REPORT OF EQUIPMENT PERFORMANCE CHECK/ CALIBRATION

Report No. : AJ080066
Date of Issue : 25 August 2020
Page No. : 2 of 2

PART D – CALIBRATION RESULTS (Cont'd)

(3) Dissolved Oxygen

Expected Reading (mg/L)	Displayed Reading (mg/L)	Tolerance (mg/L)	Results
0.15	0.11	-0.04	Satisfactory
3.89	4.06	0.17	Satisfactory
6.01	6.09	0.08	Satisfactory
7.71	7.69	-0.02	Satisfactory

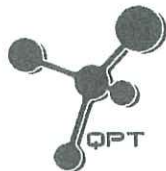
Tolerance limit of dissolved oxygen should be less than ± 0.50 (mg/L)

(4) Salinity

Expected Reading (g/L)	Displayed Reading (g/L)	Tolerance (%)	Results
10	10.00	0.00	Satisfactory
20	20.09	0.45	Satisfactory
30	30.90	3.00	Satisfactory

Tolerance limit of salinity should be less than ± 10.0 (%)

~ END OF REPORT ~



專業化驗有限公司

QUALITY PRO TEST-CONSULT LIMITED

Unit 10, 14/F, Wah Wai Centre, 38-40 Au Pui Wan St., Fotan, Hong Kong
Email: info@qualityprotest.com; Website: www.qualityprotest.com
Tel: (852) 3956 8717; Fax: (852) 3956 3928

REPORT OF EQUIPMENT PERFORMANCE CHECK/ CALIBRATION

Report No. : AJ110022
Date of Issue : 11 November 2020
Page No. : 1 of 2

PART A – CUSTOMER INFORMATION

Acuity Sustainability Consulting Limited
Unit C, 11/F, Ford Glory Plaza
37-39 Wing Hong Street
Cheung Sha Wan, Kowloon, Hong Kong
Attn: Mr. Nelson TSUI

PART B – DESCRIPTION

Name of Equipment : Multi Water Quality Checker U-53
Manufacturer : Horiba
Serial Number : UHB5F2BB
Date of Received : Nov 04, 2020
Date of Calibration : Nov 11, 2020
Date of Next Calibration^(a) : Feb 10, 2021

PART C – REFERENCE METHODS/ DOCUMENTS FOR THE CALIBRATION

Parameter	Reference Method
pH at 25°C	APHA 21e 4500-H ⁺ B
Dissolved Oxygen	APHA 21e 4500-O G
Salinity	APHA 21e 2520 B
Turbidity	APHA 21e 2130 B
Temperature	Section 6 of international Accreditation New Zealand Technical Guide no. 3 Second edition March 2008: Working Thermometer Calibration Procedure.
Oxidation-Reduction Potential	APHA 22e 2580 B

PART D – CALIBRATION RESULTS^(b,c)

(1) pH at 25°C

Target (pH unit)	Displayed Reading ^(d) (pH Unit)	Tolerance ^(e) (pH Unit)	Results
4.00	4.10	0.10	Satisfactory
7.42	7.46	0.04	Satisfactory
10.01	10.02	0.01	Satisfactory

Tolerance of pH should be less than ± 0.20 (pH unit)

(2) Temperature


Reading of Ref. thermometer (°C)	Displayed Reading (°C)	Tolerance (°C)	Results
12	12.38	0.38	Satisfactory
25	25.01	0.01	Satisfactory
35	35.75	0.75	Satisfactory

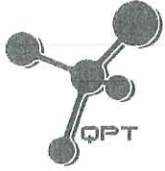
Tolerance limit of temperature should be less than ± 2.0 (°C)

~ CONTINUED ON NEXT PAGE ~

Remark(s): -

- ^(a) The "Date of Next Calibration" is recommended according to best practice principals as practiced by QPT or quoted from relevant international standards.
^(b) The results relate only to the calibrated equipment as received
^(c) The performance of the equipment stated in this report is checked with independent reference material and results compared against a calibrated secondary source.
^(d) "Displayed Reading" denotes the figure shown on item under calibration/ checking regardless of equipment precision or significant figures.
^(e) The "Tolerance Limit" mentioned is the acceptance criteria applicable for similar equipment used by Quality Pro Test-Consult Ltd. or quoted from relevant international standards.


LEE Chun-ning, Desmond
Senior Chemist



專業化驗有限公司

QUALITY PRO TEST-CONSULT LIMITED

Unit 10, 14/F, Wah Wai Centre, 38-40 Au Pui Wan St., Fotan, Hong Kong
Email: info@qualityprotest.com; Website: www.qualityprotest.com
Tel: (852) 3956 8717; Fax: (852) 3956 3928

REPORT OF EQUIPMENT PERFORMANCE CHECK/ CALIBRATION

Report No. : AJ110022
Date of Issue : 11 November 2020
Page No. : 2 of 2

PART D – CALIBRATION RESULTS (Cont'd)

(3) Dissolved Oxygen

Expected Reading (mg/L)	Displayed Reading (mg/L)	Tolerance (mg/L)	Results
0.07	0.00	-0.07	Satisfactory
4.60	4.27	-0.33	Satisfactory
6.32	6.11	-0.21	Satisfactory
7.98	8.00	0.02	Satisfactory

Tolerance limit of dissolved oxygen should be less than ± 0.50 (mg/L)

(4) Salinity

Expected Reading (g/L)	Displayed Reading (g/L)	Tolerance (%)	Results
10	9.88	-1.20	Satisfactory
20	19.60	-2.00	Satisfactory
30	28.55	-4.83	Satisfactory

Tolerance limit of salinity should be less than ± 10.0 (%)

(5) Turbidity

Expected Reading (NTU)	Displayed Reading ^(f) (NTU)	Tolerance ^(g) (%)	Results
0	0.46	--	Satisfactory
10	10.01	0.1	Satisfactory
20	20.11	0.5	Satisfactory
100	96.80	-3.2	Satisfactory
800	797.00	-0.4	Satisfactory

Tolerance limit of turbidity should be less than ± 10.0 (%)

(6) Oxidation-Reduction Potential

Expected Reading (mV)	Displayed Reading (mV)	Tolerance (mV) ^(g)	Results
222	225	3	Satisfactory

Tolerance limit of Oxidation-Reduction Potential should be less than ± 10 (mV)

~ END OF REPORT ~

Remark(s): -

^(f) "Displayed Reading" presents the figures shown on item under calibration/ checking regardless of equipment precision or significant figures.

^(g) The "Tolerance Limit" mentioned is the acceptance criteria applicable for similar equipment used by Quality Pro Test-Consult Ltd. or quoted from relevant international standards.

Appendix Q

The Certification of Laboratory with HOKLAS accredited Analytical Tests



Hong Kong Accreditation Service
香港認可處

Certificate of Accreditation
認可證書

This is to certify that
特此證明

ACUMEN LABORATORY AND TESTING LIMITED
浩科檢測中心有限公司

Lot 12, Tam Kon Shan Road, North Tsing Yi, New Territories, Hong Kong
香港新界青衣北担杆山路12路段

has been accepted by the HKAS Executive, on the recommendation of the Accreditation Advisory Board, as a
在認可諮詢委員會的建議下獲香港認可處執行機關接受為

HOKLAS Accredited Laboratory
「香港實驗所認可計劃」認可實驗所

This laboratory meets the requirements of ISO/IEC 17025:2005 and it has been accredited for performing specific tests or calibrations as listed in the scope of accreditation within the test category of

Environmental Testing

此實驗所符合ISO/IEC 17025:2005所訂的要求
並獲認可進行載於認可範圍內下述測試類別中的指定測試或校正工作

環境測試

This accreditation to ISO/IEC 17025:2005 demonstrates technical competence for a defined scope and the operation of a laboratory quality management system (see joint IAF-ILAC-ISO Communiqué).
此項 ISO/IEC 17025:2005 的認可資格證明此實驗所具備指定範圍內所須的技術能力並實施一套實驗所質量管理體系(見國際認可論壇、國際實驗所認可合作組織及國際標準化組織的聯合公報)。

The common seal of the Hong Kong Accreditation Service is affixed hereto by the authority of the HKAS Executive
現經香港認可處執行機關授權在此蓋上香港認可處的印章

WONG Wang-wan, Executive Administrator
執行幹事 黃宏華
Issue Date: 16 July 2014
簽發日期：二零一四年七月十六日

Registration Number: HOKLAS 241
註冊號碼：



Date of First Registration: 16 July 2014
首次註冊日期：二零一四年七月十六日

This certificate is issued subject to the terms and conditions laid down by HKAS
本證書按照香港認可處訂立的條款及條件發出

L 001195

Appendix R

Impact Water Quality Monitoring Results

Acumen Laboratory and Testing Limited

Lot 12, Tam Kon Shan Road, Tsing Yi (N), Hong Kong
Tel: (852) 2333 6823 Fax: (852) 2333 1316

Test Report

Page 1 of 2


Report Number : Q200003aR201170
Job Number : R201170
Issue Date : 09/12/2020
Name of Applicant : Acumen Environmental Engineering and Technologies Co., Ltd.
Address of Applicant : No. 12, Tam Kon Shan Road, Tsing Yi (North), N.T.
Project Name : CJO-3113-762
Sample Description : SS test
Laboratory ID : R201170/1-5
Date of Sampling : 02/11/2020
Date Received : 02/11/2020
Test Period : 02/11/2020 – 03/11/2020
Test Required : 1. Suspended Solids (SS)
Method Used : 1. QPL-15e, APHA 22ed 2540 D

Test Result : Refer to the results on page 2.

For and on behalf of

Acumen Laboratory and Testing Limited

Authorized Signature:



Hui Wai Fung, Huntington

Laboratory Manager

Chemical Division

Hong Kong Accreditation Service (HKAS) has accredited Acumen Laboratory and Testing Limited (Reg. No. HOKLAS 241 - TEST) under the Hong Kong Laboratory Accreditation Scheme (HOKLAS) for specific laboratory activities as listed in the HOKLAS directory of accredited laboratories. This report is issued subject to Acumen Laboratory and Testing Limited standard TERMS AND CONDITIONS, and shall not be reproduced except in full or with written approval by Acumen Laboratory and Testing Limited. The result(s) of this report are applied to the sample(s) submitted only.

Acumen Laboratory & Testing Limited | Lot 12 Tam Kon Shan Road, Tsing Yi (N), Hong Kong
Tel: (852) 2333 6823 Fax: (852) 2333 1316
E-mail: hthui@acumenhk.com

Acumen Laboratory and Testing Limited

Lot 12, Tam Kon Shan Road, Tsing Yi (N), Hong Kong
Tel: (852) 2333 6823 Fax: (852) 2333 1316

Test Report

Page 2 of 2

Report Number : Q200003aR201170

Job Number : R201170

Issue Date : 09/12/2020

Test Result:

Lab ID	Date of Sampling	Client Sample ID	Suspended Solids (SS), mg/L
R201170/1	02/11/2020	C1	1.8
R201170/2	02/11/2020	C2	2.3
R201170/3	02/11/2020	M1	2.1
R201170/4	02/11/2020	M2	3.2
R201170/5	02/11/2020	M3	<1

Note:

1. mg/L indicates milligram per liter
2. mg O₂/ L indicates milligram oxygen per liter
3. < indicates less than.
4. > indicates more than.
5. NA indicates Not Applicable.

End of Report

Hong Kong Accreditation Service (HKAS) has accredited Acumen Laboratory and Testing Limited (Reg. No. HOKLAS 241 - TEST) under the Hong Kong Laboratory Accreditation Scheme (HOKLAS) for specific laboratory activities as listed in the HOKLAS directory of accredited laboratories. This report is issued subject to Acumen Laboratory and Testing Limited standard TERMS AND CONDITIONS, and shall not be reproduced except in full or with written approval by Acumen Laboratory and Testing Limited. The result(s) of this report are applied to the sample(s) submitted only.

Acumen Laboratory & Testing Limited | Lot 12 Tam Kon Shan Road, Tsing Yi (N), Hong Kong
Tel: (852) 2333 6823 Fax: (852) 2333 1316
E-mail: hthui@acumenhk.com

Acumen Laboratory and Testing Limited

Lot 12, Tam Kon Shan Road, Tsing Yi (N), Hong Kong
Tel: (852) 2333 6823 Fax: (852) 2333 1316

Test Report

Page 1 of 2


Report Number : Q200003aR201171
Job Number : R201171
Issue Date : 09/12/2020
Name of Applicant : Acumen Environmental Engineering and Technologies Co., Ltd.
Address of Applicant : No. 12, Tam Kon Shan Road, Tsing Yi (North), N.T.
Project Name : CJO-3113-763
Sample Description : SS test
Laboratory ID : R201171/1-5
Date of Sampling : 04/11/2020
Date Received : 04/11/2020
Test Period : 04/11/2020 – 05/11/2020
Test Required : 1. Suspended Solids (SS)
Method Used : 1. QPL-15e, APHA 22ed 2540 D

Test Result : Refer to the results on page 2.

For and on behalf of

Acumen Laboratory and Testing Limited

Authorized Signature:



Hui Wai Fung, Huntington
Laboratory Manager
Chemical Division

Hong Kong Accreditation Service (HKAS) has accredited Acumen Laboratory and Testing Limited (Reg. No. HOKLAS 241 - TEST) under the Hong Kong Laboratory Accreditation Scheme (HOKLAS) for specific laboratory activities as listed in the HOKLAS directory of accredited laboratories. This report is issued subject to Acumen Laboratory and Testing Limited standard TERMS AND CONDITIONS, and shall not be reproduced except in full or with written approval by Acumen Laboratory and Testing Limited. The result(s) of this report are applied to the sample(s) submitted only.

Acumen Laboratory & Testing Limited | Lot 12 Tam Kon Shan Road, Tsing Yi (N), Hong Kong
Tel: (852) 2333 6823 Fax: (852) 2333 1316
E-mail: hthui@acumenhk.com

Acumen Laboratory and Testing Limited

Lot 12, Tam Kon Shan Road, Tsing Yi (N), Hong Kong
Tel: (852) 2333 6823 Fax: (852) 2333 1316

Test Report

Page 2 of 2

Report Number : Q200003aR201171

Job Number : R201171

Issue Date : 09/12/2020

Test Result:

Lab ID	Date of Sampling	Client Sample ID	Suspended Solids (SS), mg/L
R201171/1	04/11/2020	C1	3.7
R201171/2	04/11/2020	C2	4.0
R201171/3	04/11/2020	M1	2.8
R201171/4	04/11/2020	M2	5.2
R201171/5	04/11/2020	M3	<1

- Note:
1. mg/L indicates milligram per liter
 2. mg O₂/ L indicates milligram oxygen per liter
 3. < indicates less than.
 4. > indicates more than.
 5. NA indicates Not Applicable.

End of Report

Hong Kong Accreditation Service (HKAS) has accredited Acumen Laboratory and Testing Limited (Reg. No. HOKLAS 241 - TEST) under the Hong Kong Laboratory Accreditation Scheme (HOKLAS) for specific laboratory activities as listed in the HOKLAS directory of accredited laboratories. This report is issued subject to Acumen Laboratory and Testing Limited standard TERMS AND CONDITIONS, and shall not be reproduced except in full or with written approval by Acumen Laboratory and Testing Limited. The result(s) of this report are applied to the sample(s) submitted only.

Acumen Laboratory & Testing Limited | Lot 12 Tam Kon Shan Road, Tsing Yi (N), Hong Kong
Tel: (852) 2333 6823 Fax: (852) 2333 1316
E-mail: htthui@acumenhk.com

Acumen Laboratory and Testing Limited

Lot 12, Tam Kon Shan Road, Tsing Yi (N), Hong Kong
Tel: (852) 2333 6823 Fax: (852) 2333 1316

Test Report

Page 1 of 2


Report Number : Q200003aR201172
Job Number : R201172
Issue Date : 09/12/2020
Name of Applicant : Acumen Environmental Engineering and Technologies Co., Ltd.
Address of Applicant : No. 12, Tam Kon Shan Road, Tsing Yi (North), N.T.
Project Name : CJO-3113-764
Sample Description : SS test
Laboratory ID : R201172/1-5
Date of Sampling : 06/11/2020
Date Received : 06/11/2020
Test Period : 06/11/2020 – 07/11/2020
Test Required : 1. Suspended Solids (SS)
Method Used : 1. QPL-15e, APHA 22ed 2540 D

Test Result : Refer to the results on page 2.

For and on behalf of

Acumen Laboratory and Testing Limited

Authorized Signature:



Hui Wai Fung, Huntington

Laboratory Manager

Chemical Division

Hong Kong Accreditation Service (HKAS) has accredited Acumen Laboratory and Testing Limited (Reg. No. HOKLAS 241 - TEST) under the Hong Kong Laboratory Accreditation Scheme (HOKLAS) for specific laboratory activities as listed in the HOKLAS directory of accredited laboratories. This report is issued subject to Acumen Laboratory and Testing Limited standard TERMS AND CONDITIONS, and shall not be reproduced except in full or with written approval by Acumen Laboratory and Testing Limited. The result(s) of this report are applied to the sample(s) submitted only.

Acumen Laboratory & Testing Limited | Lot 12 Tam Kon Shan Road, Tsing Yi (N), Hong Kong
Tel: (852) 2333 6823 Fax: (852) 2333 1316
E-mail: htthui@acumenhk.com

Acumen Laboratory and Testing Limited

Lot 12, Tam Kon Shan Road, Tsing Yi (N), Hong Kong
Tel: (852) 2333 6823 Fax: (852) 2333 1316

Test Report

Page 2 of 2

Report Number : Q200003aR201172

Job Number : R201172

Issue Date : 09/12/2020

Test Result:

Lab ID	Date of Sampling	Client Sample ID	Suspended Solids (SS), mg/L
R201172/1	06/11/2020	C1	2.5
R201172/2	06/11/2020	C2	2.8
R201172/3	06/11/2020	M1	2.4
R201172/4	06/11/2020	M2	3.9
R201172/5	06/11/2020	M3	<1

Note:

1. mg/L indicates milligram per liter
2. mg O₂/ L indicates milligram oxygen per liter
3. < indicates less than.
4. > indicates more than.
5. NA indicates Not Applicable.

End of Report

Hong Kong Accreditation Service (HKAS) has accredited Acumen Laboratory and Testing Limited (Reg. No. HOKLAS 241 - TEST) under the Hong Kong Laboratory Accreditation Scheme (HOKLAS) for specific laboratory activities as listed in the HOKLAS directory of accredited laboratories. This report is issued subject to Acumen Laboratory and Testing Limited standard TERMS AND CONDITIONS, and shall not be reproduced except in full or with written approval by Acumen Laboratory and Testing Limited. The result(s) of this report are applied to the sample(s) submitted only.

Acumen Laboratory & Testing Limited | Lot 12 Tam Kon Shan Road, Tsing Yi (N), Hong Kong
Tel: (852) 2333 6823 Fax: (852) 2333 1316
E-mail: htthui@acumenhk.com

Acumen Laboratory and Testing Limited

Lot 12, Tam Kon Shan Road, Tsing Yi (N), Hong Kong
Tel: (852) 2333 6823 Fax: (852) 2333 1316

Test Report

Page 1 of 2


Report Number : Q200003aR201173
Job Number : R201173
Issue Date : 09/12/2020
Name of Applicant : Acumen Environmental Engineering and Technologies Co., Ltd.
Address of Applicant : No. 12, Tam Kon Shan Road, Tsing Yi (North), N.T.
Project Name : CJO-3113-765
Sample Description : SS test
Laboratory ID : R201173/1-5
Date of Sampling : 09/11/2020
Date Received : 09/11/2020
Test Period : 09/11/2020 – 10/11/2020
Test Required : 1. Suspended Solids (SS)
Method Used : 1. QPL-15e, APHA 22ed 2540 D

Test Result : Refer to the results on page 2.

For and on behalf of

Acumen Laboratory and Testing Limited

Authorized Signature:



Hui Wai Fung, Huntington

Laboratory Manager

Chemical Division

Hong Kong Accreditation Service (HKAS) has accredited Acumen Laboratory and Testing Limited (Reg. No. HOKLAS 241 - TEST) under the Hong Kong Laboratory Accreditation Scheme (HOKLAS) for specific laboratory activities as listed in the HOKLAS directory of accredited laboratories. This report is issued subject to Acumen Laboratory and Testing Limited standard TERMS AND CONDITIONS, and shall not be reproduced except in full or with written approval by Acumen Laboratory and Testing Limited. The result(s) of this report are applied to the sample(s) submitted only.

Acumen Laboratory & Testing Limited | Lot 12 Tam Kon Shan Road, Tsing Yi (N), Hong Kong
Tel: (852) 2333 6823 Fax: (852) 2333 1316
E-mail: hthui@acumenhk.com

Acumen Laboratory and Testing Limited

Lot 12, Tam Kon Shan Road, Tsing Yi (N), Hong Kong
Tel: (852) 2333 6823 Fax: (852) 2333 1316

Test Report

Page 2 of 2

Report Number : Q200003aR201173

Job Number : R201173

Issue Date : 09/12/2020

Test Result:

Lab ID	Date of Sampling	Client Sample ID	Suspended Solids (SS), mg/L
R201173/1	0911/2020	C1	2.9
R201173/2	0911/2020	C2	3.0
R201173/3	0911/2020	M1	2.7
R201173/4	0911/2020	M2	4.0
R201173/5	0911/2020	M3	<1

- Note:
1. mg/L indicates milligram per liter
 2. mg O₂/ L indicates milligram oxygen per liter
 3. < indicates less than.
 4. > indicates more than.
 5. NA indicates Not Applicable.

End of Report

Hong Kong Accreditation Service (HKAS) has accredited Acumen Laboratory and Testing Limited (Reg. No. HOKLAS 241 - TEST) under the Hong Kong Laboratory Accreditation Scheme (HOKLAS) for specific laboratory activities as listed in the HOKLAS directory of accredited laboratories. This report is issued subject to Acumen Laboratory and Testing Limited standard TERMS AND CONDITIONS, and shall not be reproduced except in full or with written approval by Acumen Laboratory and Testing Limited. The result(s) of this report are applied to the sample(s) submitted only.

Acumen Laboratory & Testing Limited | Lot 12 Tam Kon Shan Road, Tsing Yi (N), Hong Kong
Tel: (852) 2333 6823 Fax: (852) 2333 1316
E-mail: htthui@acumenhk.com

Acumen Laboratory and Testing Limited

Lot 12, Tam Kon Shan Road, Tsing Yi (N), Hong Kong
Tel: (852) 2333 6823 Fax: (852) 2333 1316

Test Report

Page 1 of 2


Report Number : Q200003aR201174
Job Number : R201174
Issue Date : 09/12/2020
Name of Applicant : Acumen Environmental Engineering and Technologies Co., Ltd.
Address of Applicant : No. 12, Tam Kon Shan Road, Tsing Yi (North), N.T.
Project Name : CJO-3113-766
Sample Description : SS test
Laboratory ID : R201174/1-5
Date of Sampling : 11/11/2020
Date Received : 11/11/2020
Test Period : 11/11/2020 – 12/11/2020
Test Required : 1. Suspended Solids (SS)
Method Used : 1. QPL-15e, APHA 22ed 2540 D

Test Result : Refer to the results on page 2.

For and on behalf of

Acumen Laboratory and Testing Limited

Authorized Signature: _____


Hui Wai Fung, Huntington

Laboratory Manager

Chemical Division

Hong Kong Accreditation Service (HKAS) has accredited Acumen Laboratory and Testing Limited (Reg. No. HOKLAS 241 - TEST) under the Hong Kong Laboratory Accreditation Scheme (HOKLAS) for specific laboratory activities as listed in the HOKLAS directory of accredited laboratories. This report is issued subject to Acumen Laboratory and Testing Limited standard TERMS AND CONDITIONS, and shall not be reproduced except in full or with written approval by Acumen Laboratory and Testing Limited. The result(s) of this report are applied to the sample(s) submitted only.

Acumen Laboratory & Testing Limited | Lot 12 Tam Kon Shan Road, Tsing Yi (N), Hong Kong
Tel: (852) 2333 6823 Fax: (852) 2333 1316
E-mail: hthui@acumenhk.com

Acumen Laboratory and Testing Limited

Lot 12, Tam Kon Shan Road, Tsing Yi (N), Hong Kong
Tel: (852) 2333 6823 Fax: (852) 2333 1316

Test Report

Page 2 of 2

Report Number : Q200003aR201174

Job Number : R201174

Issue Date : 09/12/2020

Test Result:

Lab ID	Date of Sampling	Client Sample ID	Suspended Solids (SS), mg/L
R201174/1	11/11/2020	C1	2.4
R201174/2	11/11/2020	C2	2.7
R201174/3	11/11/2020	M1	2.3
R201174/4	11/11/2020	M2	3.5
R201174/5	11/11/2020	M3	<1

- Note:
1. mg/L indicates milligram per liter
 2. mg O₂/ L indicates milligram oxygen per liter
 3. < indicates less than.
 4. > indicates more than.
 5. NA indicates Not Applicable.

End of Report

Hong Kong Accreditation Service (HKAS) has accredited Acumen Laboratory and Testing Limited (Reg. No. HOKLAS 241 - TEST) under the Hong Kong Laboratory Accreditation Scheme (HOKLAS) for specific laboratory activities as listed in the HOKLAS directory of accredited laboratories. This report is issued subject to Acumen Laboratory and Testing Limited standard TERMS AND CONDITIONS, and shall not be reproduced except in full or with written approval by Acumen Laboratory and Testing Limited. The result(s) of this report are applied to the sample(s) submitted only.

Acumen Laboratory & Testing Limited | Lot 12 Tam Kon Shan Road, Tsing Yi (N), Hong Kong
Tel: (852) 2333 6823 Fax: (852) 2333 1316
E-mail: hthui@acumenhk.com

Acumen Laboratory and Testing Limited

Lot 12, Tam Kon Shan Road, Tsing Yi (N), Hong Kong
Tel: (852) 2333 6823 Fax: (852) 2333 1316

Test Report

Page 1 of 2

Report Number : Q200003aR201175
Job Number : R201175
Issue Date : 09/12/2020
Name of Applicant : Acumen Environmental Engineering and Technologies Co., Ltd.
Address of Applicant : No. 12, Tam Kon Shan Road, Tsing Yi (North), N.T.
Project Name : CJO-3113-767
Sample Description : SS test
Laboratory ID : R201175/1-5
Date of Sampling : 13/11/2020
Date Received : 13/11/2020
Test Period : 13/11/2020 – 14/11/2020
Test Required : 1. Suspended Solids (SS)
Method Used : 1. QPL-15e, APHA 22ed 2540 D

Test Result : Refer to the results on page 2.

For and on behalf of

Acumen Laboratory and Testing Limited

Authorized Signature:



Hui Wai Fung, Huntington

Laboratory Manager

Chemical Division

Hong Kong Accreditation Service (HKAS) has accredited Acumen Laboratory and Testing Limited (Reg. No. HOKLAS 241 - TEST) under the Hong Kong Laboratory Accreditation Scheme (HOKLAS) for specific laboratory activities as listed in the HOKLAS directory of accredited laboratories. This report is issued subject to Acumen Laboratory and Testing Limited standard TERMS AND CONDITIONS, and shall not be reproduced except in full or with written approval by Acumen Laboratory and Testing Limited. The result(s) of this report are applied to the sample(s) submitted only.

Acumen Laboratory and Testing Limited

Lot 12, Tam Kon Shan Road, Tsing Yi (N), Hong Kong
Tel: (852) 2333 6823 Fax: (852) 2333 1316

Test Report

Page 2 of 2

Report Number : Q200003aR201175

Job Number : R201175

Issue Date : 09/12/2020

Test Result:

Lab ID	Date of Sampling	Client Sample ID	Suspended Solids (SS), mg/L
R201175/1	13/11/2020	C1	3.6
R201175/2	13/11/2020	C2	4.0
R201175/3	13/11/2020	M1	2.9
R201175/4	13/11/2020	M2	5.1
R201175/5	13/11/2020	M3	<1

Note: 1. mg/L indicates milligram per liter
2. mg O₂/ L indicates milligram oxygen per liter
3. < indicates less than.
4. > indicates more than.
5. NA indicates Not Applicable.

End of Report

Hong Kong Accreditation Service (HKAS) has accredited Acumen Laboratory and Testing Limited (Reg. No. HOKLAS 241 - TEST) under the Hong Kong Laboratory Accreditation Scheme (HOKLAS) for specific laboratory activities as listed in the HOKLAS directory of accredited laboratories. This report is issued subject to Acumen Laboratory and Testing Limited standard TERMS AND CONDITIONS, and shall not be reproduced except in full or with written approval by Acumen Laboratory and Testing Limited. The result(s) of this report are applied to the sample(s) submitted only.

Acumen Laboratory & Testing Limited | Lot 12 Tam Kon Shan Road, Tsing Yi (N), Hong Kong
Tel: (852) 2333 6823 Fax: (852) 2333 1316
E-mail: hthui@acumenhk.com

Acumen Laboratory and Testing Limited

Lot 12, Tam Kon Shan Road, Tsing Yi (N), Hong Kong
Tel: (852) 2333 6823 Fax: (852) 2333 1316

Test Report

Page 1 of 2

Report Number : Q200003aR201176
Job Number : R201176
Issue Date : 09/12/2020
Name of Applicant : Acumen Environmental Engineering and Technologies Co., Ltd.
Address of Applicant : No. 12, Tam Kon Shan Road, Tsing Yi (North), N.T.
Project Name : CJO-3113-768
Sample Description : SS test
Laboratory ID : R201176/1-5
Date of Sampling : 16/11/2020
Date Received : 16/11/2020
Test Period : 16/11/2020 – 17/11/2020
Test Required : 1. Suspended Solids (SS)
Method Used : 1. QPL-15e, APHA 22ed 2540 D

Test Result : Refer to the results on page 2.

For and on behalf of

Acumen Laboratory and Testing Limited

Authorized Signature:



Hui Wai Fung, Huntington

Laboratory Manager

Chemical Division

Hong Kong Accreditation Service (HKAS) has accredited Acumen Laboratory and Testing Limited (Reg. No. HOKLAS 241 - TEST) under the Hong Kong Laboratory Accreditation Scheme (HOKLAS) for specific laboratory activities as listed in the HOKLAS directory of accredited laboratories. This report is issued subject to Acumen Laboratory and Testing Limited standard TERMS AND CONDITIONS, and shall not be reproduced except in full or with written approval by Acumen Laboratory and Testing Limited. The result(s) of this report are applied to the sample(s) submitted only.

Acumen Laboratory and Testing Limited

Lot 12, Tam Kon Shan Road, Tsing Yi (N), Hong Kong
Tel: (852) 2333 6823 Fax: (852) 2333 1316

Test Report

Page 2 of 2

Report Number : Q200003aR201176

Job Number : R201176

Issue Date : 09/12/2020

Test Result:

Lab ID	Date of Sampling	Client Sample ID	Suspended Solids (SS), mg/L
R201176/1	16/11/2020	C1	3.6
R201176/2	16/11/2020	C2	4.0
R201176/3	16/11/2020	M1	2.9
R201176/4	16/11/2020	M2	5.1
R201176/5	16/11/2020	M3	<1

- Note:
1. mg/L indicates milligram per liter
 2. mg O₂/ L indicates milligram oxygen per liter
 3. < indicates less than.
 4. > indicates more than.
 5. NA indicates Not Applicable.

End of Report

Hong Kong Accreditation Service (HKAS) has accredited Acumen Laboratory and Testing Limited (Reg. No. HOKLAS 241 - TEST) under the Hong Kong Laboratory Accreditation Scheme (HOKLAS) for specific laboratory activities as listed in the HOKLAS directory of accredited laboratories. This report is issued subject to Acumen Laboratory and Testing Limited standard TERMS AND CONDITIONS, and shall not be reproduced except in full or with written approval by Acumen Laboratory and Testing Limited. The result(s) of this report are applied to the sample(s) submitted only.

Acumen Laboratory & Testing Limited | Lot 12 Tam Kon Shan Road, Tsing Yi (N), Hong Kong
Tel: (852) 2333 6823 Fax: (852) 2333 1316
E-mail: hthui@acumenhk.com

Acumen Laboratory and Testing Limited

Lot 12, Tam Kon Shan Road, Tsing Yi (N), Hong Kong
Tel: (852) 2333 6823 Fax: (852) 2333 1316

Test Report

Page 1 of 2


Report Number : Q200003aR201177
Job Number : R201177
Issue Date : 09/12/2020
Name of Applicant : Acumen Environmental Engineering and Technologies Co., Ltd.
Address of Applicant : No. 12, Tam Kon Shan Road, Tsing Yi (North), N.T.
Project Name : CJO-3113-769
Sample Description : SS test
Laboratory ID : R201177/1-5
Date of Sampling : 18/11/2020
Date Received : 18/11/2020
Test Period : 18/11/2020 – 19/11/2020
Test Required : 1. Suspended Solids (SS)
Method Used : 1. QPL-15e, APHA 22ed 2540 D

Test Result : Refer to the results on page 2.

For and on behalf of

Acumen Laboratory and Testing Limited

Authorized Signature:



Hui Wai Fung, Huntington

Laboratory Manager

Chemical Division

Hong Kong Accreditation Service (HKAS) has accredited Acumen Laboratory and Testing Limited (Reg. No. HOKLAS 241 - TEST) under the Hong Kong Laboratory Accreditation Scheme (HOKLAS) for specific laboratory activities as listed in the HOKLAS directory of accredited laboratories. This report is issued subject to Acumen Laboratory and Testing Limited standard TERMS AND CONDITIONS, and shall not be reproduced except in full or with written approval by Acumen Laboratory and Testing Limited. The result(s) of this report are applied to the sample(s) submitted only.

Acumen Laboratory and Testing Limited

Lot 12, Tam Kon Shan Road, Tsing Yi (N), Hong Kong
Tel: (852) 2333 6823 Fax: (852) 2333 1316

Test Report

Page 2 of 2

Report Number : Q200003aR201177

Job Number : R201177

Issue Date : 09/12/2020

Test Result:

Lab ID	Date of Sampling	Client Sample ID	Suspended Solids (SS), mg/L
R201177/1	18/11/2020	C1	3.7
R201177/2	18/11/2020	C2	4.1
R201177/3	18/11/2020	M1	2.9
R201177/4	18/11/2020	M2	5.1
R201177/5	18/11/2020	M3	<1

Note: 1. mg/L indicates milligram per liter
2. mg O₂/ L indicates milligram oxygen per liter
3. < indicates less than.
4. > indicates more than.
5. NA indicates Not Applicable.

End of Report

Hong Kong Accreditation Service (HKAS) has accredited Acumen Laboratory and Testing Limited (Reg. No. HOKLAS 241 - TEST) under the Hong Kong Laboratory Accreditation Scheme (HOKLAS) for specific laboratory activities as listed in the HOKLAS directory of accredited laboratories. This report is issued subject to Acumen Laboratory and Testing Limited standard TERMS AND CONDITIONS, and shall not be reproduced except in full or with written approval by Acumen Laboratory and Testing Limited. The result(s) of this report are applied to the sample(s) submitted only.

Acumen Laboratory & Testing Limited | Lot 12 Tam Kon Shan Road, Tsing Yi (N), Hong Kong
Tel: (852) 2333 6823 Fax: (852) 2333 1316
E-mail: htthui@acumenhk.com

Acumen Laboratory and Testing Limited

Lot 12, Tam Kon Shan Road, Tsing Yi (N), Hong Kong
Tel: (852) 2333 6823 Fax: (852) 2333 1316

Test Report

Page 1 of 2

Report Number : Q200003aR201178
Job Number : R201178
Issue Date : 09/12/2020
Name of Applicant : Acumen Environmental Engineering and Technologies Co., Ltd.
Address of Applicant : No. 12, Tam Kon Shan Road, Tsing Yi (North), N.T.
Project Name : CJO-3113-770
Sample Description : SS test
Laboratory ID : R201178/1-5
Date of Sampling : 20/11/2020
Date Received : 20/11/2020
Test Period : 20/11/2020 – 21/11/2020
Test Required : 1. Suspended Solids (SS)
Method Used : 1. QPL-15e, APHA 22ed 2540 D

Test Result : Refer to the results on page 2.

For and on behalf of

Acumen Laboratory and Testing Limited

Authorized Signature:



Hui Wai Fung, Huntington

Laboratory Manager

Chemical Division

Hong Kong Accreditation Service (HKAS) has accredited Acumen Laboratory and Testing Limited (Reg. No. HOKLAS 241 - TEST) under the Hong Kong Laboratory Accreditation Scheme (HOKLAS) for specific laboratory activities as listed in the HOKLAS directory of accredited laboratories. This report is issued subject to Acumen Laboratory and Testing Limited standard TERMS AND CONDITIONS, and shall not be reproduced except in full or with written approval by Acumen Laboratory and Testing Limited. The result(s) of this report are applied to the sample(s) submitted only.

Acumen Laboratory & Testing Limited | Lot 12 Tam Kon Shan Road, Tsing Yi (N), Hong Kong
Tel: (852) 2333 6823 Fax: (852) 2333 1316
E-mail: htthui@acumenhk.com

Acumen Laboratory and Testing Limited

Lot 12, Tam Kon Shan Road, Tsing Yi (N), Hong Kong
Tel: (852) 2333 6823 Fax: (852) 2333 1316

Test Report

Page 2 of 2

Report Number : Q200003aR201178

Job Number : R201178

Issue Date : 09/12/2020

Test Result:

Lab ID	Date of Sampling	Client Sample ID	Suspended Solids (SS), mg/L
R201178/1	20/11/2020	C1	2.8
R201178/2	20/11/2020	C2	3.1
R201178/3	20/11/2020	M1	2.8
R201178/4	20/11/2020	M2	4.1
R201178/5	20/11/2020	M3	<1

- Note:
1. mg/L indicates milligram per liter
 2. mg O₂/L indicates milligram oxygen per liter
 3. < indicates less than.
 4. > indicates more than.
 5. NA indicates Not Applicable.

End of Report

Hong Kong Accreditation Service (HKAS) has accredited Acumen Laboratory and Testing Limited (Reg. No. HOKLAS 241 - TEST) under the Hong Kong Laboratory Accreditation Scheme (HOKLAS) for specific laboratory activities as listed in the HOKLAS directory of accredited laboratories. This report is issued subject to Acumen Laboratory and Testing Limited standard TERMS AND CONDITIONS, and shall not be reproduced except in full or with written approval by Acumen Laboratory and Testing Limited. The result(s) of this report are applied to the sample(s) submitted only.

Acumen Laboratory & Testing Limited | Lot 12 Tam Kon Shan Road, Tsing Yi (N), Hong Kong
Tel: (852) 2333 6823 Fax: (852) 2333 1316
E-mail: hthui@acumenhk.com

Acumen Laboratory and Testing Limited

Lot 12, Tam Kon Shan Road, Tsing Yi (N), Hong Kong
Tel: (852) 2333 6823 Fax: (852) 2333 1316

Test Report

Page 1 of 2

Report Number : Q200003aR201179
Job Number : R201179
Issue Date : 09/12/2020
Name of Applicant : Acumen Environmental Engineering and Technologies Co., Ltd.
Address of Applicant : No. 12, Tam Kon Shan Road, Tsing Yi (North), N.T.
Project Name : CJO-3113-771
Sample Description : SS test
Laboratory ID : R201179/1-5
Date of Sampling : 23/11/2020
Date Received : 23/11/2020
Test Period : 23/11/2020 – 24/11/2020
Test Required : 1. Suspended Solids (SS)
Method Used : 1. QPL-15e, APHA 22ed 2540 D

Test Result : Refer to the results on page 2.

For and on behalf of

Acumen Laboratory and Testing Limited

Authorized Signature:



Hui Wai Fung, Huntington

Laboratory Manager

Chemical Division

Hong Kong Accreditation Service (HKAS) has accredited Acumen Laboratory and Testing Limited (Reg. No. HOKLAS 241 - TEST) under the Hong Kong Laboratory Accreditation Scheme (HOKLAS) for specific laboratory activities as listed in the HOKLAS directory of accredited laboratories. This report is issued subject to Acumen Laboratory and Testing Limited standard TERMS AND CONDITIONS, and shall not be reproduced except in full or with written approval by Acumen Laboratory and Testing Limited. The result(s) of this report are applied to the sample(s) submitted only.

Acumen Laboratory and Testing Limited

Lot 12, Tam Kon Shan Road, Tsing Yi (N), Hong Kong
Tel: (852) 2333 6823 Fax: (852) 2333 1316

Test Report

Page 2 of 2

Report Number : Q200003aR201179

Job Number : R201179

Issue Date : 09/12/2020

Test Result:

Lab ID	Date of Sampling	Client Sample ID	Suspended Solids (SS), mg/L
R201179/1	23/11/2020	C1	3.0
R201179/2	23/11/2020	C2	3.5
R201179/3	23/11/2020	M1	2.6
R201179/4	23/11/2020	M2	5.0
R201179/5	23/11/2020	M3	<1

- Note:
1. mg/L indicates milligram per liter
 2. mg O₂/L indicates milligram oxygen per liter
 3. < indicates less than.
 4. > indicates more than.
 5. NA indicates Not Applicable.

End of Report

Hong Kong Accreditation Service (HKAS) has accredited Acumen Laboratory and Testing Limited (Reg. No. HOKLAS 241 - TEST) under the Hong Kong Laboratory Accreditation Scheme (HOKLAS) for specific laboratory activities as listed in the HOKLAS directory of accredited laboratories. This report is issued subject to Acumen Laboratory and Testing Limited standard TERMS AND CONDITIONS, and shall not be reproduced except in full or with written approval by Acumen Laboratory and Testing Limited. The result(s) of this report are applied to the sample(s) submitted only.

Acumen Laboratory & Testing Limited | Lot 12 Tam Kon Shan Road, Tsing Yi (N), Hong Kong
Tel: (852) 2333 6823 Fax: (852) 2333 1316
E-mail: hthui@acumenhk.com

Acumen Laboratory and Testing Limited

Lot 12, Tam Kon Shan Road, Tsing Yi (N), Hong Kong
Tel: (852) 2333 6823 Fax: (852) 2333 1316

Test Report

Page 1 of 2

Report Number : Q200003aR201180
Job Number : R201180
Issue Date : 09/12/2020
Name of Applicant : Acumen Environmental Engineering and Technologies Co., Ltd.
Address of Applicant : No. 12, Tam Kon Shan Road, Tsing Yi (North), N.T.
Project Name : CJO-3113-772
Sample Description : SS test
Laboratory ID : R201180/1-5
Date of Sampling : 25/11/2020
Date Received : 25/11/2020
Test Period : 25/11/2020 – 26/11/2020
Test Required : 1. Suspended Solids (SS)
Method Used : 1. QPL-15e, APHA 22ed 2540 D

Test Result : Refer to the results on page 2.

For and on behalf of

Acumen Laboratory and Testing Limited

Authorized Signature: _____



Hui Wai Fung, Huntington

Laboratory Manager

Chemical Division

Hong Kong Accreditation Service (HKAS) has accredited Acumen Laboratory and Testing Limited (Reg. No. HOKLAS 241 - TEST) under the Hong Kong Laboratory Accreditation Scheme (HOKLAS) for specific laboratory activities as listed in the HOKLAS directory of accredited laboratories. This report is issued subject to Acumen Laboratory and Testing Limited standard TERMS AND CONDITIONS, and shall not be reproduced except in full or with written approval by Acumen Laboratory and Testing Limited. The result(s) of this report are applied to the sample(s) submitted only.

Acumen Laboratory & Testing Limited | Lot 12 Tam Kon Shan Road, Tsing Yi (N), Hong Kong
Tel: (852) 2333 6823 Fax: (852) 2333 1316
E-mail: hthui@acumenhk.com

Acumen Laboratory and Testing Limited

Lot 12, Tam Kon Shan Road, Tsing Yi (N), Hong Kong
Tel: (852) 2333 6823 Fax: (852) 2333 1316

Test Report

Page 2 of 2

Report Number : Q200003aR201180

Job Number : R201180

Issue Date : 09/12/2020

Test Result:

Lab ID	Date of Sampling	Client Sample ID	Suspended Solids (SS), mg/L
R201180/1	25/11/2020	C1	3.5
R201180/2	25/11/2020	C2	3.8
R201180/3	25/11/2020	M1	2.5
R201180/4	25/11/2020	M2	5.0
R201180/5	25/11/2020	M3	<1

Note:

1. mg/L indicates milligram per liter
2. mg O₂/ L indicates milligram oxygen per liter
3. < indicates less than.
4. > indicates more than.
5. NA indicates Not Applicable.

End of Report

Hong Kong Accreditation Service (HKAS) has accredited Acumen Laboratory and Testing Limited (Reg. No. HOKLAS 241 - TEST) under the Hong Kong Laboratory Accreditation Scheme (HOKLAS) for specific laboratory activities as listed in the HOKLAS directory of accredited laboratories. This report is issued subject to Acumen Laboratory and Testing Limited standard TERMS AND CONDITIONS, and shall not be reproduced except in full or with written approval by Acumen Laboratory and Testing Limited. The result(s) of this report are applied to the sample(s) submitted only.

Acumen Laboratory & Testing Limited | Lot 12 Tam Kon Shan Road, Tsing Yi (N), Hong Kong
Tel: (852) 2333 6823 Fax: (852) 2333 1316
E-mail: hthui@acumenhk.com

Acumen Laboratory and Testing Limited

Lot 12, Tam Kon Shan Road, Tsing Yi (N), Hong Kong
Tel: (852) 2333 6823 Fax: (852) 2333 1316

Test Report

Page 1 of 2

Report Number : Q200003aR201181
Job Number : R201181
Issue Date : 09/12/2020
Name of Applicant : Acumen Environmental Engineering and Technologies Co., Ltd.
Address of Applicant : No. 12, Tam Kon Shan Road, Tsing Yi (North), N.T.
Project Name : CJO-3113-773
Sample Description : SS test
Laboratory ID : R201181/1-5
Date of Sampling : 27/11/2020
Date Received : 27/11/2020
Test Period : 27/11/2020 – 28/11/2020
Test Required : 1. Suspended Solids (SS)
Method Used : 1. QPL-15e, APHA 22ed 2540 D

Test Result : Refer to the results on page 2.

For and on behalf of

Acumen Laboratory and Testing Limited

Authorized Signature:



Hui Wai Fung, Huntington

Laboratory Manager

Chemical Division

Hong Kong Accreditation Service (HKAS) has accredited Acumen Laboratory and Testing Limited (Reg. No. HOKLAS 241 - TEST) under the Hong Kong Laboratory Accreditation Scheme (HOKLAS) for specific laboratory activities as listed in the HOKLAS directory of accredited laboratories. This report is issued subject to Acumen Laboratory and Testing Limited standard TERMS AND CONDITIONS, and shall not be reproduced except in full or with written approval by Acumen Laboratory and Testing Limited. The result(s) of this report are applied to the sample(s) submitted only.

Acumen Laboratory & Testing Limited | Lot 12 Tam Kon Shan Road, Tsing Yi (N), Hong Kong
Tel: (852) 2333 6823 Fax: (852) 2333 1316
E-mail: hthui@acumenhk.com

Acumen Laboratory and Testing Limited

Lot 12, Tam Kon Shan Road, Tsing Yi (N), Hong Kong
Tel: (852) 2333 6823 Fax: (852) 2333 1316

Test Report

Page 2 of 2

Report Number : Q200003aR201181

Job Number : R201181

Issue Date : 09/12/2020

Test Result:

Lab ID	Date of Sampling	Client Sample ID	Suspended Solids (SS), mg/L
R201181/1	27/11/2020	C1	1.8
R201181/2	27/11/2020	C2	2.4
R201181/3	27/11/2020	M1	1.7
R201181/4	27/11/2020	M2	3.1
R201181/5	27/11/2020	M3	<1

Note:

1. mg/L indicates milligram per liter
2. mg O₂/ L indicates milligram oxygen per liter
3. < indicates less than.
4. > indicates more than.
5. NA indicates Not Applicable.

End of Report

Hong Kong Accreditation Service (HKAS) has accredited Acumen Laboratory and Testing Limited (Reg. No. HOKLAS 241 - TEST) under the Hong Kong Laboratory Accreditation Scheme (HOKLAS) for specific laboratory activities as listed in the HOKLAS directory of accredited laboratories. This report is issued subject to Acumen Laboratory and Testing Limited standard TERMS AND CONDITIONS, and shall not be reproduced except in full or with written approval by Acumen Laboratory and Testing Limited. The result(s) of this report are applied to the sample(s) submitted only.

Acumen Laboratory & Testing Limited | Lot 12 Tam Kon Shan Road, Tsing Yi (N), Hong Kong
Tel: (852) 2333 6823 Fax: (852) 2333 1316
E-mail: hthui@acumenhk.com

Acumen Laboratory and Testing Limited

Lot 12, Tam Kon Shan Road, Tsing Yi (N), Hong Kong
Tel: (852) 2333 6823 Fax: (852) 2333 1316

Test Report

Page 1 of 2


Report Number : Q200003aR201182
Job Number : R201182
Issue Date : 09/12/2020
Name of Applicant : Acumen Environmental Engineering and Technologies Co., Ltd.
Address of Applicant : No. 12, Tam Kon Shan Road, Tsing Yi (North), N.T.
Project Name : CJO-3113-774
Sample Description : SS test
Laboratory ID : R201182/1-5
Date of Sampling : 30/11/2020
Date Received : 30/11/2020
Test Period : 30/11/2020 – 01/12/2020
Test Required : 1. Suspended Solids (SS)
Method Used : 1. QPL-15e, APHA 22ed 2540 D

Test Result : Refer to the results on page 2.

For and on behalf of

Acumen Laboratory and Testing Limited

Authorized Signature:



Hui Wai Fung, Huntington

Laboratory Manager

Chemical Division

Hong Kong Accreditation Service (HKAS) has accredited Acumen Laboratory and Testing Limited (Reg. No. HOKLAS 241 - TEST) under the Hong Kong Laboratory Accreditation Scheme (HOKLAS) for specific laboratory activities as listed in the HOKLAS directory of accredited laboratories. This report is issued subject to Acumen Laboratory and Testing Limited standard TERMS AND CONDITIONS, and shall not be reproduced except in full or with written approval by Acumen Laboratory and Testing Limited. The result(s) of this report are applied to the sample(s) submitted only.

Acumen Laboratory & Testing Limited | Lot 12 Tam Kon Shan Road, Tsing Yi (N), Hong Kong
Tel: (852) 2333 6823 Fax: (852) 2333 1316
E-mail: hthui@acumenhk.com

Acumen Laboratory and Testing Limited

Lot 12, Tam Kon Shan Road, Tsing Yi (N), Hong Kong
Tel: (852) 2333 6823 Fax: (852) 2333 1316

Test Report

Page 2 of 2

Report Number : Q200003aR201182

Job Number : R201182

Issue Date : 09/12/2020

Test Result:

Lab ID	Date of Sampling	Client Sample ID	Suspended Solids (SS), mg/L
R201182/1	30/11/2020	C1	3.5
R201182/2	30/11/2020	C2	3.8
R201182/3	30/11/2020	M1	2.6
R201182/4	30/11/2020	M2	5.0
R201182/5	30/11/2020	M3	<1

- Note:
1. mg/L indicates milligram per liter
 2. mg O₂/ L indicates milligram oxygen per liter
 3. < indicates less than.
 4. > indicates more than.
 5. NA indicates Not Applicable.

End of Report

Hong Kong Accreditation Service (HKAS) has accredited Acumen Laboratory and Testing Limited (Reg. No. HOKLAS 241 - TEST) under the Hong Kong Laboratory Accreditation Scheme (HOKLAS) for specific laboratory activities as listed in the HOKLAS directory of accredited laboratories. This report is issued subject to Acumen Laboratory and Testing Limited standard TERMS AND CONDITIONS, and shall not be reproduced except in full or with written approval by Acumen Laboratory and Testing Limited. The result(s) of this report are applied to the sample(s) submitted only.

Acumen Laboratory & Testing Limited | Lot 12 Tam Kon Shan Road, Tsing Yi (N), Hong Kong
Tel: (852) 2333 6823 Fax: (852) 2333 1316
E-mail: hthui@acumenhk.com

Date	Time	Weather	Location	Co-ordinates		Water Depth m	Sample Depth m	Temp. °C	DO con. mg/L	DO Saturation %	Turbidity NTU	pH		SS mg/L
				East	North							unit	unit	
2 Nov 2020	13:33	Sunny	C1	835110	824716	0.04	0.02	25.3	8.57	92.8	2.3	7.32	7.31	1.8
	13:45	Sunny	C2	835403	824470	0.02	0.01	25.9	8.33	90.8	2.6	7.80	7.81	2.3
	N/A	N/A	C3	835642	824386	N/A	N/A	N/A	N/A	N/A	N/A	N/A	N/A	N/A
	13:22	Sunny	M1	835215	824827	0.8	0.4	25.1	8.91	95.4	2.3	7.64	7.63	2.1
	13:00	Sunny	M2	835536	824775	0.05	0.025	25.2	9.22	97.1	1.8	7.86	7.84	3.2
	13:15	Sunny	M3	835501	824648	0.02	0.01	25.1	9.41	98.2	0.5	7.68	7.67	<1
4 Nov 2020	13:25	Sunny	C1	835110	824716	0.04	0.02	22.5	8.72	92.8	2.4	7.73	7.74	3.7
	13:36	Sunny	C2	835403	824470	0.02	0.01	22.7	8.78	92.7	2.5	7.76	7.76	4.0
	N/A	N/A	C3	835642	824386	N/A	N/A	N/A	N/A	N/A	N/A	N/A	N/A	N/A
	13:18	Sunny	M1	835215	824827	0.8	0.4	22.3	9.23	94.9	2.1	7.66	7.66	2.8
	12:51	Sunny	M2	835536	824775	0.05	0.025	22.4	9.15	96.3	1.8	7.82	7.81	5.2
	13:08	Sunny	M3	835501	824648	0.02	0.01	22.3	9.20	101.2	0.7	7.51	7.49	<1
6 Nov 2020	9:50	Cloudy	C1	835110	824716	0.04	0.02	21.9	8.69	90.4	2.3	7.56	7.56	2.5
	10:09	Cloudy	C2	835403	824470	0.02	0.01	21.4	8.35	89.7	2.5	7.82	7.84	2.8
	N/A	N/A	C3	835642	824386	N/A	N/A	N/A	N/A	N/A	N/A	N/A	N/A	N/A
	9:43	Cloudy	M1	835215	824827	0.8	0.4	21.4	9.27	95.7	2.1	7.67	7.66	2.4
	9:21	Cloudy	M2	835536	824775	0.05	0.025	21.6	9.14	97.3	1.6	7.81	7.81	3.9
	9:32	Cloudy	M3	835501	824648	0.02	0.01	21.5	9.17	98.1	0.7	7.51	7.49	<1
9 Nov 2020	10:49	Sunny	C1	835110	824716	0.04	0.02	21.4	8.46	87.0	2.4	7.23	7.25	2.9
	11:00	Sunny	C2	835403	824470	0.02	0.01	21.6	8.44	87.9	2.5	7.64	7.64	3.0
	N/A	N/A	C3	835642	824386	N/A	N/A	N/A	N/A	N/A	N/A	N/A	N/A	N/A
	10:38	Sunny	M1	835215	824827	0.8	0.4	21.8	9.06	94.5	1.9	7.67	7.68	2.7
	10:18	Sunny	M2	835536	824775	0.05	0.025	21.4	9.32	95.2	1.5	7.83	7.83	4.0
	10:29	Sunny	M3	835501	824648	0.02	0.01	21.4	9.20	98.7	0.7	7.52	7.53	<1
11 Nov 2020	9:46	Sunny	C1	835110	824716	0.04	0.02	21.3	8.64	88.7	2.7	7.78	7.78	2.4
	9:55	Sunny	C2	835403	824470	0.02	0.01	21.7	8.47	87.5	2.7	7.79	7.80	2.7
	N/A	N/A	C3	835642	824386	N/A	N/A	N/A	N/A	N/A	N/A	N/A	N/A	N/A
	9:32	Sunny	M1	835215	824827	0.8	0.4	21.0	8.91	97.3	2.0	7.66	7.67	2.3
	9:09	Sunny	M2	835536	824775	0.05	0.025	21.7	8.98	96.9	1.8	7.61	7.59	3.5
	9:20	Sunny	M3	835501	824648	0.02	0.01	21.7	9.49	98.4	0.3	7.68	7.66	<1
13 Nov 2020	10:36	Cloudy	C1	835110	824716	0.04	0.02	20.1	8.40	91.1	2.4	7.26	7.25	3.6
	10:49	Cloudy	C2	835403	824470	0.02	0.01	20.0	8.58	89.7	2.6	7.79	7.78	4.0
	N/A	N/A	C3	835642	824386	N/A	N/A	N/A	N/A	N/A	N/A	N/A	N/A	N/A
	10:21	Cloudy	M1	835215	824827	0.8	0.4	20.4	9.15	96.3	2.2	7.80	7.80	2.9
	10:00	Cloudy	M2	835536	824775	0.05	0.025	20.4	8.99	99.0	1.9	7.68	7.69	5.1
	10:12	Cloudy	M3	835501	824648	0.02	0.01	20.0	9.53	98.7	0.6	7.57	7.59	<1

16 Nov 2020	14:11	Sunny	C1	835110	824716	0.04	0.02	21.4	21.4	8.51	8.51	90.7	90.6	2.7	2.6	7.33	7.32	3.6
	14:25	Sunny	C2	835403	824470	0.02	0.01	21.4	21.4	8.63	8.62	91.2	91.3	2.6	2.6	7.44	7.42	4.0
	N/A	N/A	C3	835642	824386	N/A	N/A	N/A	N/A	N/A	N/A	N/A	N/A	N/A	N/A	N/A	N/A	N/A
	13:52	Sunny	M1	835215	824827	0.8	0.4	21.8	21.8	9.14	9.15	98.3	98.2	2.2	2.2	7.65	7.63	2.9
	13:33	Sunny	M2	835536	824775	0.05	0.025	21.6	21.6	9.23	9.23	97.2	97.1	1.6	1.7	7.84	7.86	5.1
	13:46	Sunny	M3	835501	824648	0.02	0.01	21.4	21.5	9.46	9.47	100.6	100.6	0.6	0.7	7.74	7.75	<1
	11:59	Cloudy	C1	835110	824716	0.04	0.02	23.6	23.6	8.60	8.60	90.7	90.7	2.7	2.7	7.26	7.26	3.7
	12:16	Cloudy	C2	835403	824470	0.02	0.01	23.8	23.8	8.32	8.31	89.5	89.4	2.7	2.7	7.52	7.53	4.1
	N/A	N/A	C3	835642	824386	N/A	N/A	N/A	N/A	N/A	N/A	N/A	N/A	N/A	N/A	N/A	N/A	N/A
	11:42	Cloudy	M1	835215	824827	0.8	0.4	23.7	23.7	8.90	8.91	97.8	97.9	2.3	2.2	7.78	7.77	2.9
11:21	Cloudy	M2	835536	824775	0.05	0.025	23.0	22.5	9.02	9.02	97.0	97.1	2.0	2.0	7.79	7.80	5.1	
11:33	Cloudy	M3	835501	824648	0.02	0.01	22.2	22.1	9.46	9.45	101.7	101.8	0.4	0.4	7.53	7.52	<1	
20 Nov 2020	12:59	Cloudy	C1	835110	824716	0.04	0.02	23.5	23.5	8.64	8.63	91.2	91.2	2.4	2.4	7.45	7.44	2.8
	13:12	Cloudy	C2	835403	824470	0.02	0.01	24.0	24.0	8.32	8.33	92.6	92.6	2.6	2.6	7.41	7.43	3.1
	N/A	N/A	C3	835642	824386	N/A	N/A	N/A	N/A	N/A	N/A	N/A	N/A	N/A	N/A	N/A	N/A	N/A
	12:43	Cloudy	M1	835215	824827	0.8	0.4	23.9	24.0	9.30	9.30	96.9	96.8	2.3	2.0	7.70	7.71	2.8
	12:19	Cloudy	M2	835536	824775	0.05	0.025	23.7	23.6	9.09	9.10	98.2	98.2	2.0	2.0	7.88	7.87	4.1
	12:31	Cloudy	M3	835501	824648	0.02	0.01	23.5	23.5	9.38	9.38	97.5	97.5	0.7	0.8	7.56	7.56	<1
	16:33	Sunny	C1	835110	824716	0.04	0.02	23.1	23.1	8.35	8.36	90.0	90.0	2.4	2.5	7.21	7.21	3.0
	16:42	Sunny	C2	835403	824470	0.02	0.01	22.7	22.7	8.33	8.34	89.1	89.0	2.6	2.5	7.89	7.89	3.5
	N/A	N/A	C3	835642	824386	N/A	N/A	N/A	N/A	N/A	N/A	N/A	N/A	N/A	N/A	N/A	N/A	N/A
23 Nov 2020	16:25	Sunny	M1	835215	824827	0.8	0.4	23.0	23.0	9.28	9.27	97.3	97.4	2.3	2.2	7.64	7.65	2.6
	16:00	Sunny	M2	835536	824775	0.05	0.025	23.0	22.9	9.30	9.30	97.7	97.6	1.8	1.8	7.60	7.62	5.0
	16:15	Sunny	M3	835501	824648	0.02	0.01	22.9	23.0	9.36	9.37	99.3	99.2	0.8	0.8	7.64	7.65	<1
	13:55	Sunny	C1	835110	824716	0.04	0.02	23.6	23.5	8.72	8.73	87.9	88.0	2.5	2.6	7.26	7.26	3.5
	14:16	Sunny	C2	835403	824470	0.02	0.01	23.6	23.6	8.57	8.56	88.3	88.3	2.6	2.7	7.73	7.73	3.8
	N/A	N/A	C3	835642	824386	N/A	N/A	N/A	N/A	N/A	N/A	N/A	N/A	N/A	N/A	N/A	N/A	N/A
25 Nov 2020	13:42	Sunny	M1	835215	824827	0.8	0.4	23.6	23.7	9.24	9.24	95.3	95.3	2.1	2.0	7.72	7.71	2.5
	13:18	Sunny	M2	835536	824775	0.05	0.025	23.7	23.8	9.17	9.16	98.2	98.1	1.8	1.8	7.82	7.81	5.0
	13:26	Sunny	M3	835501	824648	0.02	0.01	23.9	23.9	9.42	9.42	101.2	101.2	0.8	0.8	7.59	7.57	<1
	14:49	Cloudy	C1	835110	824716	0.04	0.02	22.9	22.9	8.60	8.60	89.5	89.5	2.6	2.5	7.52	7.53	1.8
	14:59	Cloudy	C2	835403	824470	0.02	0.01	22.9	22.9	8.34	8.32	93.4	93.3	2.4	2.5	7.69	7.71	2.4
	N/A	N/A	C3	835642	824386	N/A	N/A	N/A	N/A	N/A	N/A	N/A	N/A	N/A	N/A	N/A	N/A	N/A
27 Nov 2020	14:36	Cloudy	M1	835215	824827	0.8	0.4	23.2	23.1	8.89	8.91	97.7	97.8	2.1	2.2	7.63	7.63	1.7
	14:18	Cloudy	M2	835536	824775	0.05	0.025	23.2	23.3	9.12	9.13	97.9	97.8	1.7	1.6	7.66	7.67	3.1
	14:25	Cloudy	M3	835501	824648	0.02	0.01	22.9	23.0	9.46	9.45	99.6	99.6	0.6	0.5	7.65	7.63	<1
	9:56	Cloudy	C1	835110	824716	0.04	0.02	23.3	23.0	8.56	8.57	87.3	87.4	2.5	2.5	7.45	7.44	3.5
	10:16	Cloudy	C2	835403	824470	0.02	0.01	22.8	22.7	8.64	8.63	91.8	91.8	2.6	2.6	7.43	7.43	3.8
	N/A	N/A	C3	835642	824386	N/A	N/A	N/A	N/A	N/A	N/A	N/A	N/A	N/A	N/A	N/A	N/A	N/A
30 Nov 2020	9:42	Cloudy	M1	835215	824827	0.8	0.4	23.0	23.0	9.16	9.16	94.8	94.8	2.0	2.1	7.70	7.71	2.6
	9:21	Cloudy	M2	835536	824775	0.05	0.025	23.2	22.9	9.12	9.12	98.4	98.4	1.5	1.4	7.84	7.86	5.0
	9:33	Cloudy	M3	835501	824648	0.02	0.01	22.7	23.0	9.46	9.46	99.2	99.1	0.8	0.9	7.56	7.56	<1

Acumen Laboratory and Testing Limited

Lot 12, Tam Kon Shan Road, Tsing Yi (N), Hong Kong
Tel: (852) 2333 6823 Fax: (852) 2333 1316

Test Report


Page 1 of 2

Report Number : Q200003aR201183
Job Number : R201183
Issue Date : 09/12/2020
Name of Applicant : Acumen Environmental Engineering and Technologies Co., Ltd.
Address of Applicant : No. 12, Tam Kon Shan Road, Tsing Yi (North), N.T.
Project Name : CJO-3113-775
Sample Description : pH Value, TSS and COD tests
Laboratory ID : R201183/1
Date of Sampling : 20/11/2020
Date Received : 20/11/2020
Test Period : 20/11/2020 – 21/11/2020
Test Required : 1. pH Value;
2. Total Suspended Solids (TSS);
3. Chemical Oxygen Demand (COD)
Method Used : 1. QPL-15d, APHA 22ed 4500-H⁺ B
2. QPL-15e, APHA 22ed 2540 D
3. QPL-15f, APHA 22ed 5220 B
Test Result : Refer to the results on page 2.

For and on behalf of

Acumen Laboratory and Testing Limited

Authorized Signature:



Hui Wai Fung, Huntington
Laboratory Manager
Chemical Division

Hong Kong Accreditation Service (HKAS) has accredited Acumen Laboratory and Testing Limited (Reg. No. HOKLAS 241 - TEST) under the Hong Kong Laboratory Accreditation Scheme (HOKLAS) for specific laboratory activities as listed in the HOKLAS directory of accredited laboratories. This report is issued subject to Acumen Laboratory and Testing Limited standard TERMS AND CONDITIONS, and shall not be reproduced except in full or with written approval by Acumen Laboratory and Testing Limited. The result(s) of this report are applied to the sample(s) submitted only.

Acumen Laboratory & Testing Limited | Lot 12 Tam Kon Shan Road, Tsing Yi (N), Hong Kong
Tel: (852) 2333 6823 Fax: (852) 2333 1316
E-mail: htthui@acumenhk.com

Acumen Laboratory and Testing Limited

Lot 12, Tam Kon Shan Road, Tsing Yi (N), Hong Kong
Tel: (852) 2333 6823 Fax: (852) 2333 1316

Test Report

Page 2 of 2

Report Number : Q200003aR201183

Job Number : R201183

Issue Date : 09/12/2020

Test Result:

Lab ID	Date of Sampling	Client Sample ID	pH Value at (measured temperature °C)	Total Suspended Solids (TSS), mg/L	Chemical Oxygen Demand (COD), mg O ₂ /L
R201183/1	20/11/2020	Hing Keng, Wall C	8.1(23)	<2.5	<50

- Note:
1. mg/L indicates milligram per liter
 2. mg O₂/ L indicates milligram oxygen per liter
 3. < indicates less than.
 4. > indicates more than.
 5. NA indicates Not Applicable.

End of Report

Hong Kong Accreditation Service (HKAS) has accredited Acumen Laboratory and Testing Limited (Reg. No. HOKLAS 241 - TEST) under the Hong Kong Laboratory Accreditation Scheme (HOKLAS) for specific laboratory activities as listed in the HOKLAS directory of accredited laboratories. This report is issued subject to Acumen Laboratory and Testing Limited standard TERMS AND CONDITIONS, and shall not be reproduced except in full or with written approval by Acumen Laboratory and Testing Limited. The result(s) of this report are applied to the sample(s) submitted only.

Acumen Laboratory & Testing Limited | Lot 12 Tam Kon Shan Road, Tsing Yi (N), Hong Kong
Tel: (852) 2333 6823 Fax: (852) 2333 1316
E-mail: hthui@acumenhk.com

Appendix S

Impact Monitoring report for Ecology

Post-Transplantation Monitoring Report

for Agreement No. CE 13/2009 (WS)

IN-SITU REPROVISIONING OF SHA TIN WATER TREATMENT WORKS – SOUTH WORKS

Report No.75

November 2020

TABLE OF CONTENTS

1. INTRODUCTION 2

2. DESCRIPTION OF TREE MONITORING SITE 3

3. MONITORING METHODOLOGY 3

4. RESULT 4

5. MITIGATION MEASURE 4

6. SUMMARY 7

APPENDICES

APPENDIX I- Photos..... 7

APPENDIX II- Table for condition of transplanted plant.....11

1. INTRODUCTION

- 1.1 Pursuant to the Environmental Impact Assessment (EIA) Ordinance, the Director of Environmental Protection (DEP) granted the Environmental Permit (No. EP- 494/2015) to the Water Supplies Department (WSD) to construct and operate the designated project for “In-situ Reprovisioning of Sha Tin Water Treatment Works - South Works” (“The Project”).
- 1.2 Upon the requirement of the Environmental Permit, a detailed vegetation report presenting the baseline vegetation condition for flora species with conservation interest, transplanting and monitoring programme for the Project has been prepared and approved by DEP in February 2016.
- 1.3 There were 4 flora species of conservation importance were recorded in the woodland habitat within project site including Ailanthus (*Ailanthus fordii*), Incense Tree (*Aquilaria sinensis*), Lamb of Tartary (*Cibotium barometz*) and Hong Kong Eagle’s Claw (*Artabotrys hongkongensis*). In total, 2 nos. of Incense Tree (*Aquilaria sinensis*), 1 no. of Ailanthus (*Ailanthus fordii*) trees, 5 colonies of Lamb of Tartary (*Cibotium barometz*) and 1 no. Hong Kong Eagle’s Claw (*Artabotrys hongkongensis*) was recommended to be transplanted in the approved detailed vegetation survey report.
- 1.4 Detailed vegetation report was planned that Incense Tree (*Aquilaria sinensis*) and Ailanthus (*Ailanthus fordii*) trees will be transplanted within existing Sha Tin Water Treatment Works (STWTW). All other shrubs including Lamb of Tartary (*Cibotium barometz*) and Hong Kong Eagle’s Claw (*Artabotrys hongkongensis*) will be transplanted to the hillside slope at Sha Tin South Fresh Water Service Reservoir (STSFWSR).
- 1.2 Upon the requirement of the Environmental Permit, a qualified Ecologist was commissioned to prepare a post-transplantation monitoring report to present the status (health condition and survival rate) of transplanted vegetation and submitted to the DEP.
- 1.3 Monitoring of transplanted flora was conducted after the transplantation. The monitoring will be conducted at twice per month during the first year and once per month during the course of planting works. The parameters to be monitoring will include the health condition and survival rate of the transplanted flora. Any observations and recommendations will be reported in monthly EM&A reports.
- 1.3 This is Tree Report presents data collected on 30 November 2020. It contains the following information:
 - Introduction (Section 1)
 - Description Of Tree Monitoring Area (Section 2)
 - Monitoring Methodology (Section 3)
 - Result (Section 4)
 - Summary

- Photos (Appendix I)
- Summary table (Appendix II)
- Typhoon information (Appendix III)

2. DESCRIPTION OF TREE MONITORING SITE

- 2.1 Incense Tree (*Aquilaria sinensis*) and Ailanthus (*Ailanthus fordii*) trees was transplanted within existing Sha Tin Water Treatment Works (STWTW) where it is the extended compensatory plantation area. The area was flat and without covering with concrete.
- 2.2 Lamb of Tartary (*Cibotium barometz*) will be transplanted to the Sha Tin South Fresh Water Service Reservoir (STSFWSR). Plough is required before planting on to this open corner of short grassland.
- 2.3 Other compensatory trees have been planted at STWTW and STSFWSR. Lamb of Tartary (*Cibotium barometz*) to be transplanted was temporally stored at a nursery garden at Shui Mei Tsuen, Kam Tin. Once the planting site at STSFWSR was ready; while the Lamb of Tartary (*Cibotium barometz*) are in acceptable (fair) condition, they will be planted at the planting site within one day.

3. MONITORING METHODOLOGY

- 3.1 Site inspection will be carried out by walking through the transplanting area. Health condition and survival rate will be observed during inspection.
- 3.4 Health condition of all transplanted vegetation including trees/Shrubs surveyed was evaluated according to the following criteria:
- Transplanted vegetation with good health are classified as **good**;
 - Transplanted vegetation with few or no visible defects or health problems are classified as being **fair**;
 - Transplanted vegetation was badly damaged or clearly suffering from decay die back or the effects of very heavy vine growth are classified as **poor**.
- 3.5 Survival rate for each of transplanted vegetation species will be calculated based on site observation.

4. RESULT

- 4.1 Monitoring inspections were conducted on 30 November 2020. Three trees TA572, TA326 and TA327 were transplanted to tree compensation area within the Sha Tin Water Treatment Works (STWTW) in 20 June 2016.
- 4.2 The condition of TA572 was observed in poor condition due to the damage of two main trunks. TA327 was also in poor condition. The already dead tree TA326 collapsed due to big hit by the Signal No.10 typhoon Mangkhut on 16 September 2018. Tree guying cables have been installed to provide external support to the remaining two transplanted trees.
- 4.3 All transplanted Lamb of Tartary (*Cibotium barometz*) have been severely damaged by Typhon Wipha on 30-31 July 2019. During last monitoring, young leaves have been re-grown in about 9 individuals with fair to poor condition; however, all are dehydrated during current monitoring, with the shelter collapsed/ removed. Next few monitoring will be critical to assess their survival and recovery progress of all individuals, if there is still sufficient time before transplanted back to the site according to works progress.
- 4.4 Joint site meeting with our ecologist, Project Manager, Contractor and Landscape Contractor on 20 October 2020 revealed that the designated recipient site at STSFWSR was under excessive exposure of direct sunlight, strong winds, far from riparian zone/ moist valley and low in soil moisture. This is not a favourable microhabitat for *Cibotium barometz* to be transplanted back. Two best (but still sub-optimal) portions within this recipient site would be a corner with shading canopy from trees on a man-made feature nearby; as well as understory zone of an existing tree. Mitigation measures are proposed in Section 5 to enhance a sustainable survival of *Cibotium barometz* during the post-transplantation stage.
- 4.5 In general, all 27 transplanted Lamb of Tartary (*Cibotium barometz*) were in poor condition without foliage (but retained as alive at this monitoring). Hong Kong Eagle's Claw (*Artabotrys hongkongensis*) was observed dead during inspection on 20 August 2016. The survival rate for Lamb of Tartary (*Cibotium barometz*) and Hong Kong Eagle's Claw (*Artabotrys hongkongensis*) was 96%. The Summary table for health condition and survival rate was shown in Appendix II.

5. MITIGATION MEASURE

- 5.1 Hong Kong Eagle's Claw (*Artabotrys hongkongensis*) was observed dead during inspection on 20 August 2016. In order to compensate for the loss of transplanted Hong Kong Eagle's Claw which is in climber growing form, it is recommended to plant an individual of native climber species at compensatory planting site (STSFWSR) together with compensatory tree planting. Recommended list of species are given in the Table 1 below. It is suggested that about 1 species of climber to be selected from the following list according to availability of the nursery source. The recommended

plant species have been recorded from adjacent secondary woodland in an approved EIA Report (AEIAR-187/2015). These species would have certain ecological value in terms of plant ecology and the associated wildlife including birds.

Table 1. Table for Recommended climber species list to be planted

<u>Native Tree Species</u>			
Common Name	Latin Name	Chinese Name	Growing Form
Climbing Bauhinia	<i>Bauhinia glauca</i>	粉葉羊蹄甲	Climber
Spiny-fruited Vine	<i>Byttneria aspera</i>	刺果藤	Climber
Bentham,s Rose-wood	<i>Dalbergia benthamii</i>	兩廣黃檀	Climber
Desmos	<i>Desmos chinensis</i>	假鷹爪	Climber
Glaucouscent Diploclisia	<i>Diploclisia glaucescens</i>	蒼白秤鈞風	Climber
Luofushan Joint-fir	<i>Gnetum luofuense</i>	羅浮買麻藤	Climber
Australian Cow-plant	<i>Gymnema sylvestre</i>	匙羹藤	Climber
Shining Hypserpa	<i>Hypserpa nitida</i>	夜花藤	Climber
Large-floweredHoneysuckle	<i>Lonicera macrantha</i>	大花忍冬	Climber
Splash-of-white	<i>Mussaenda pubescen</i>	玉葉金花	Climber
Rusty-haired Raspberry	<i>Rubus reflexus</i>	鏽毛莓	Climber
Sandpaper Vine	<i>Tetracera asiatica</i>	錫葉藤	Climber
Hong Kong Eagle’s Claw	<i>Artabotrys hongkongensis</i>	鷹爪花	Climber

- 5.2 All 27 transplanted Lamb of Tartary (*Cibotium barometz*) had lost their foliage. It is recommended to retain them at the nursery garden under proper maintenance during current recovery stage. Shelter (such as 遮光網) has been provided to reduce the amount of sunlight received and avoid direct hit of rainstorm/ typhoon. Irrigation spray head has been installed to facilitate watering frequency whenever necessary. Once their condition has recovered to acceptable level, they can be moved to the recipient site at STSFWSR when the site is ready.
- 5.3 In order to enhance a sustainable survival of 27 nos. *Cibotium barometz* during the post-transplantation stage, the recipient site at STSFWSR shall install shelter (such as 遮光網) to reduce intensity of direct sunlight received and avoid direct hit of rainstorm/ typhoon. Transplanted *Cibotium barometz* shall be watered at least once in the morning and once in the afternoon; before irrigation spray head has been installed to facilitate watering frequency whenever necessary.
- 5.4 Robust fencing (protection zone) shall be set up to enclose the 27 nos. transplanted *Cibotium barometz* (in two groups: one at the corner with shading canopy from trees on a man-made feature nearby; another at understory zone of an existing tree) to avoid unnecessary disturbance/ damage to them.

- 5.5 Weeding within the two protection zones of *Cibotium barometz* shall only be conducted by hand-held tools rather than grass cutting machine. No fire/ chemical weeding shall be allowed.
- 5.6 The 27 nos. transplanted *Cibotium barometz* shall be maintained with measures mentioned in Section 5.3-5.5 above for 12 months for establishment. A 12-month post-transplantation monitoring period helps to assess their survival during the establishment period.
- 5.7 Any dead individuals/ those in poor condition before transplant back to STSFWSR or during the post-transplantation period shall be replaced by planting healthy individuals of *Cibotium barometz*. Other possible fern candidate such as *Brainea insignis*, which is more adaptive to open grassland under direct sunlight, shall be sourced for compensatory planting.
- 5.8 The designated recipient site for transplanting 27 nos. *Cibotium barometz* at STSFWSR was under excessive exposure of direct sunlight, strong winds, far from riparian zone/ moist valley and low in soil moisture. This is not a favourable microhabitat for *Cibotium barometz*. Two best (but still sub-optimal) portions within this recipient site would be a corner with shading canopy from trees on a man-made feature nearby; as well as understory zone of an existing tree.
- 5.9 After transplantation, root ball of TA572 and TA327 tree should be kept moisture especially during non-raining day.
- 5.10 Incense Tree (*Aquilaria sinensis*) tagged as TA326 was observed dead during inspection on 10 August 2017. Its DBH was measured as 346cm. In according to the Tree Preservation, Development Bureau Technical Circular (Works) No. 7/2015, the compensatory planting will try to achieve the compensatory planting ratio of 1:1 in terms of aggregated DBH.
- 5.11 In total, 3 individual of native tree species with heavy standard size will be planted with 2.5-3 meters (center to center) spacing at compensatory planting site. Recommended list of species are given in the Table 2 below. It is suggested that at least 1 tree species to be selected from the following list according to availability of the nursery source. The recommended plant species have been recorded from adjacent secondary woodland in an approved EIA Report (AEIAR-187/2015). These species would have certain ecological value in terms of plant ecology and the associated wildlife including birds.

Table 2. Table for Recommended tree species list to be planted

<u>Native Tree Species</u>			
Common Name	Latin Name	Chinese Name	Growing Form
Ivy Tree	<i>Schefflera heptaphylla</i>	鴨腳木	Tree
Levine's Syzygium	<i>Syzygium levinei</i>	山蒲桃	Tree
Chekiang Machilus	<i>Machilus chekiangensis</i>	浙江潤楠	Tree
Aporusa	<i>Aporusa dioica</i>	銀柴	Tree

Mountain Tallow Tree	<i>Sapium discolor</i>	山烏柏	Tree
Fragrant Litsea	<i>Litsea cubeba</i>	山蒼樹	Tree
Chinese Apea Ear-ring	<i>Archidendron lucidum</i>	亮葉猴耳環	Tree
Chinese Hackberry	<i>Celtis sinensis</i>	朴樹	Tree
Turn-in-the-wind	<i>Mallotus paniculatus</i>	白楸	Tree
Acronychia	<i>Acronychia pedunculata</i>	降真香	Tree

6. SUMMARY

- 6.1 The condition of TA572 was observed in poor condition due to broken of main trunk. TA327 was also in poor condition; while already dead TA326 collapsed under Signal No. 10 typhoon Mangkhut in September 2018. Tree guying cables have been installed to provide external support to the two remaining transplanted trees.
- 6.2 All transplanted Lamb of Tartary (*Cibotium barometz*) have been severely damaged by Typhon Wipha on 30-31 July 2019. During last monitoring, young leaves have been re-grown in about 9 individuals with fair to poor condition; however, all are dehydrated during current monitoring, with the shelter collapsed/ removed. Next few monitoring will be critical to assess their survival and recovery progress of all individuals, if there is still sufficient time before transplanted back to the site according to works progress.
- 6.3 Currently, Lamb of Tartary was temporally stored in a nursery garden at Shui Mei Tsuen, Kam Tin. Shelter (遮光網) for reducing the intensity of sunlight and avoid direct hit of rainstorm/ typhoon was observed as collapsed. It is recommended to retain them at the nursery garden under proper maintenance during current recovery stage. In case their poor condition does not recover to acceptable level, a total of 27 new, healthy individuals of *Cibotium barometz* (or other possible candidate such as *Brainea insignis*) shall be sourced for compensatory planting at the STSFWSR recipient site.
- 6.4 Shelter, regular irrigation, protection zone and weeding by hand held tools within protection zone, shall also be provided to the 27 nos. *Cibotium barometz* after being transplanted to the STSFWSR recipient site in order to sustain their survival during the post-transplantation stage.
- 6.5 The 27 nos. transplanted *Cibotium barometz* shall be maintained for 12 months for their establishment at the STSFWSR recipient site, followed with a 12-month post-transplantation monitoring to assess their survival.
- 6.6 Hong Kong Eagle's Claw (*Artabotrys hongkongensis*) was observed dead during inspection on 20 August 2016. In order to compensate for the loss of transplanted Hong Kong Eagle's Claw and Incense Tree TA326, it is recommended to plant an individual of native climber species and 3 heavy standard native tree species at compensatory planting site. The suggested species in planting

list would have certain ecological value in terms of plant ecology and the associated wildlife including birds.

- 6.7 After transplantation, root ball of TA572 and TA327 tree should be kept moisture especially during dry and non-raining day.

APPENDIX I

Photo



Photo 1. *Cibotium barometz* in poor condition (loss of foliage)



Photo 2. *Cibotium barometz* in poor condition (loss of foliage)




Photo 3. *Cibotium barometz* in poor condition (loss of foliage)



Photo 4. *Cibotium barometz* in poor condition (loss of foliage)



Photo 5. *Cibotium barometz* in poor condition (occupied by weeds)



Photo 6. *Cibotium barometz* in poor condition (occupied by weeds)




Photo 7. Collapsed shelter to be rectified. The shelter helps to reduce intensity of sunlight and avoid direct hit of rainstorm/ typhoon on the plants.




Photo 8. Transplanted Incense Tree (*Aquilaria sinensis*) – TA327 (left); and Ailanthus (*Ailanthus fordii*) – TA572 (right); this site is too exposed under direct sunlight for *Cibotium barometz*.



Photo 9. Weak crown with dead twigs observed in of TA327.




Photo 10. Sprouts with new leaves at trunk base of TA327.



Photo 11. Cracks observed in one of the trunks of TA572.



Photo 12. Weak crown and two broken trunks of TA572.

APPENDIX II

Table for condition of transplanted plant

Shrubs of Lamb of Tartary and Hong Kong Eagle’s Claw

No.	Species	Condition	Alive/Dead	Remark
1	<i>Cibotium barometz</i>	Poor	Alive	<p>Severely damaged by Typhon Wipha on 30-31 July 2019; the next few monitoring will be critical to assess their survival and recovery progress.</p> <p>9 individuals with foliage during last monitoring have turned into poor condition.</p> <p>All 27 individuals at this stage are not at acceptable level for transplantation back to STSFWSR.</p>
2	<i>Cibotium barometz</i>	Poor	Alive	
3	<i>Cibotium barometz</i>	Poor	Alive	
4	<i>Cibotium barometz</i>	Poor	Alive	
5	<i>Cibotium barometz</i>	Poor	Alive	
6	<i>Cibotium barometz</i>	Poor	Alive	
7	<i>Cibotium barometz</i>	Poor	Alive	
8	<i>Cibotium barometz</i>	Poor	Alive	
9	<i>Cibotium barometz</i>	Poor	Alive	
10	<i>Cibotium barometz</i>	Poor	Alive	
11	<i>Cibotium barometz</i>	Poor	Alive	
12	<i>Cibotium barometz</i>	Poor	Alive	
13	<i>Cibotium barometz</i>	Poor	Alive	
14	<i>Cibotium barometz</i>	Poor	Alive	
15	<i>Cibotium barometz</i>	Poor	Alive	
16	<i>Cibotium barometz</i>	Poor	Alive	
17	<i>Cibotium barometz</i>	Poor	Alive	
18	<i>Cibotium barometz</i>	Poor	Alive	
19	<i>Cibotium barometz</i>	Poor	Alive	
20	<i>Cibotium barometz</i>	Poor	Alive	
21	<i>Cibotium barometz</i>	Poor	Alive	
22	<i>Cibotium barometz</i>	Poor	Alive	
23	<i>Cibotium barometz</i>	Poor	Alive	
24	<i>Cibotium barometz</i>	Poor	Alive	
25	<i>Cibotium barometz</i>	Poor	Alive	
26	<i>Cibotium barometz</i>	Poor	Alive	
27	<i>Cibotium barometz</i>	Poor	Alive	
<p>Collapsed shelter (such as 遮光網) to be rectified for reducing intensity of sunlight and direct hit of rainstorm/ typhoon on the plants.</p>				
28	<i>Artabotrys hongkongensis</i>	--	Dead	--
Survival rate (%)			96%	

Trees of Ailanthus and Incense Tree

No.	Species	Condition	Alive/Dead	Remark
TA572	<i>Ailanthus fordii</i>	Poor	Alive	Two main trunks were broken during typhoon on 23 August 2017. Cracks and wounds observed in one of the trunks. Weak canopy formed only by sprouts.
TA327	<i>Aquilaria sinensis</i>	Poor	Alive	Tree crown of TA327 was thinner after transplantation. Water sprouts, cracks on tree bark and wound at trunk base observed.
TA326	<i>Aquilaria sinensis</i>	Dead	Dead	Collapsed due to the Signal No.10 typhoon Mangkhut in September 2018.
Survival rate (%)			67%	

Appendix T

Monthly Summary of Waste Flow Table

Water Supplies Department
Monthly Summary Waste Flow Table
for Contract with Environmental Management Plan under ETWB TCW No. 19/2005 and its Interim Guidance Note
Reporting Year: 2020
Contract No. 3/WSD/15

(To be submitted to C&D MM Coordinator of Respective Division/Region via Engineer's Representative before 15th of the following month)

Month	Actual Quantities of Inert C&D Materials Generated / Imported (in '000 m ³)							Actual Quantities of Other C&D Materials / Wastes Generated				
	Total Quantities Generated [a+b+c+d]	Broken Concrete (including rock for recycling into aggregates)	Reused in the Contract	Reused in Other Projects	Disposed as Public Fill	Imported C&D Material	Metal (in '000kg)	Paper/ Cardboard Packaging (in '000kg)	Plastic (bottles/containers, plastic sheets/ foams from package material) (in '000kg)	Chemical Waste (in '000kg)	Others (e.g. General Refuse etc.) (in '000m ³)	
January	0.457	0.178	0.000	0.000	0.279	0.277	3.340	0.000	0.000	0.000	0.115	
February	0.219	0.131	0.000	0.000	0.088	0.213	0.000	0.000	0.000	0.000	0.048	
March	0.448	0.160	0.000	0.000	0.288	0.876	0.000	0.000	0.000	0.000	0.112	
April	0.149	0.086	0.000	0.000	0.063	0.465	0.000	0.000	0.000	0.000	0.085	
May	0.216	0.095	0.000	0.000	0.121	0.161	0.039	0.000	5.675	0.000	0.096	
June	0.143	0.010	0.000	0.000	0.133	0.000	0.000	0.000	0.000	0.000	0.052	
Half-year total	1.632	0.661	0.000	0.000	0.972	1.991	3.379	0.000	5.675	0.000	0.508	
July	0.223	0.201	0.000	0.000	0.022	0.000	0.000	0.000	0.000	0.000	0.036	
August	0.136	0.012	0.000	0.000	0.125	0.036	21.280	0.000	0.000	0.000	0.066	
September	0.135	0.015	0.000	0.000	0.120	0.046	0.000	0.000	0.000	0.000	0.027	
October	0.000	0.000	0.000	0.000	0.000	0.000	115.290	0.000	0.000	0.000	0.018	
November	0.000	0.000	0.000	0.000	0.000	0.000	0.000	0.000	0.000	0.000	0.075	
December												
Yearly Total	2.127	0.888	0.000	0.000	1.239	2.073	139.949	0.000	5.675	0.300	0.731	

Appendix U

Implementation Schedule of Environmental Mitigation Measures (EMIS)

Environmental Mitigation and Enhancement Measure Implementation Schedule at Construction Stage

EIA Ref.	Recommended Mitigation Measures	Location of the Measures	Implementation Agent	Relevant Legislation and Guidelines	Implementation Phase			Status
					D	C	O	
Air Quality								
4.7.1	Use of regular watering to reduce dust emissions from exposed site surfaces and unpaved roads, particularly during dry weather.	All works areas	Contractor	Air Pollution Control Ordinance and Air Pollution Control (Construction Dust) Regulation	✓			Y
4.7.1	Side enclosure and covering of any aggregate or stockpiling of dusty material to reduce emissions. Where this is not practicable owing to frequent usage, watering shall be applied to aggregate fines.	All works areas	Contractor	EM&A Manual	✓			Y
4.7.1	Tarpaulin covering of all dusty vehicle loads transported to, from and between site locations.	All works areas	Contractor		✓			Y
4.7.1	Establishment and use of vehicle wheel and body washing facilities at the exit points of the site.	All works areas	Contractor		✓			Y
4.7.1	Imposition of speed controls for vehicles on site haul roads.	All works areas	Contractor		✓			Y
4.7.1	Implement EM&A program to monitor the construction process in order to enforce controls and modify method of work if dusty conditions arise.	All works areas / Monitoring points	Contractor		✓			Y
Noise								
5.6.4	Implement good site practices to reduce noise level	All works areas	Contractor	Noise Control Ordinance	✓			Y
5.6.5	Adoption of Quiet PME	All works areas	Contractor		✓			N/A
5.6.6	Use of Movable Noise Barrier	All works areas	Contractor		✓			N/A
5.8	Noise monitoring	Monitoring points	Contractor		✓			Y
Water Quality								
6.8.1	Surface run-off from construction sites should be discharged into storm drains via adequately designed sand/silt removal facilities such as sand	All works areas	Contractor	ProPECC PN 1/94 Construction	✓			Y

	traps, silt traps and sedimentation basins. Channels or earth bunds or sand bag barriers should be provided on site to properly direct stormwater to such silt removal facilities. Perimeter channels at site boundaries should be provided where necessary to intercept storm run-off from outside the site so that it will not wash across the site. Catchpits and perimeter channels should be constructed in advance of site formation works and earthworks.									
6.8.2	Silt removal facilities, channels and manholes should be maintained and the deposited silt and grit should be removed regularly, at the onset of and after each rainstorm to prevent local flooding.	All works areas	Contractor				√			Y
6.8.3	Temporary exposed slope surfaces should be covered and temporary access roads should be protected by crushed stone or gravel, as excavation proceeds. Intercepting channels should be provided to prevent storm run-off from washing across exposed soil surfaces.	All works area	Contractor				√			Y
6.8.4	Earthworks final surfaces should be well compacted and the subsequent permanent work or surface protection should be carried out immediately after the final surfaces are formed to prevent erosion caused by rainstorms. Appropriate drainage like intercepting channels should be provided where necessary.	All works areas	Contractor				√			N/A
6.8.5	Rainwater pumped out from trenches or foundation excavations should be discharged into storm drains via silt removal facilities.	All works areas	Contractor				√			Y
6.8.6	Open stockpiles of construction materials (e.g. aggregates, sand and fill material) on sites should be covered with tarpaulin or similar fabric during rainstorms.	All works areas	Contractor				√			Y
6.8.7	Manholes (including newly constructed ones) should always be adequately covered and temporarily sealed so as to prevent silt, construction materials or debris from getting into the drainage system.	All works areas	Contractor				√			Y
6.8.8	Good site practices should be adopted to remove rubbish and litter from construction sites so as to prevent the rubbish and litter from spreading from the site area.	All works areas	Contractor				√			Y
6.8.9	All vehicles and plant should be cleaned before they leave a construction site to minimize the deposition of earth, mud, debris on roads. A wheel washing bay should be provided at every site exit if practicable and wash-water should have sand and silt settled out or removed before discharging into storm drains.	All works areas	Contractor				√			Y
6.8.10	Before commencing any demolition works, all drainage connections should be sealed to prevent building debris, soil, sand etc. from entering	All works areas	Contractor				√			N/A

7.6.1	Appropriate waste handling, transportation and disposal methods for all waste arisings generated during the construction works for the Project should be implemented to ensure that construction wastes do not enter the nearby streams or drainage channel.	All works areas	Contractor	Waste Disposal Ordinance	✓	Y
7.6.2	Implementation of good site practices for waste management	All works areas	Contractor	DEVB TCW No. 6/2010,	✓	Y
7.6.3	Implementation of trip ticket system to control waste disposal	All works areas	Contractor	ETWB TCW No. 19/2005 Land	✓	Y
7.6.4	Implementation of good site practices to reduce waste generations	All works areas	Contractor	(Miscellaneous Provisions) Ordinance	✓	Y
7.6.5	Re-use of excavated C&D materials on site as far as practical. A suitable area should be designated within the site for temporary stockpiling of C&D material and to facilitate the sorting process.	All works areas	Contractor	Code of Practice on the Packaging, Labelling and Storage of Chemical Wastes	✓	Y
7.6.8	General refuse should be stored in enclosed bins or compaction units separate from C&D material. A reputable waste collector should be employed by the contractor to remove general refuse from the site, separately from C&D material.	All works areas	Contractor		✓	Y
7.6.9	All storage of asbestos waste should be carried out properly in a secure place isolated from other substances so as to prevent any possible release of asbestos fibres into the atmosphere and contamination of other substances. The storage area should bear warning panels to alert people of the presence of asbestos waste.	All works areas	Contractor		✓	N/A
7.6.10	A licensed asbestos waste collector will be appointed to collect the asbestos waste and deliver to the designated landfill for disposal. Application should be submitted to EPD.	All works areas	Contractor		✓	N/A
7.6.11	If chemical wastes were to be produced at the construction site, the Contractor would be required to register with the EPD as a Chemical Waste Producer, and to follow the guidelines stated in the Code of Practice on the Packaging, Labelling and Storage of Chemical Wastes. Good quality containers compatible with the chemical wastes should be used, and incompatible chemicals should be stored separately. Appropriate labels should be securely attached on each chemical waste container indicating the corresponding chemical characteristics of the waste, such as explosive, flammable, oxidizing, irritant, toxic, harmful, corrosive, etc. The Contractor shall use a licensed collector to transport the chemical wastes. The licensed collector shall deliver the waste to the Chemical Waste Treatment Centre at Tsing Yi, or other licenced facility, in accordance with	All works areas	Contractor		✓	Y

the Waste Disposal (Chemical Waste) (General) Regulation.									
Ecology									
8.8.1	Ecological impacts on important habitats and the associated wildlife caused by the proposed development should be mitigated and compensation approaches to the maximum practical extent	All works areas in particular important habitats	The Engineer/ Contractor	EIAO-TM EM&A Manual	√				Y
8.8.2	Reduce the amount of vegetation removal required and thereby minimize the footprint of the slope at the woodland habitat	All works areas	The Engineer/ Contractor		√				Y
8.8.3	Conduct detailed vegetation survey and implement suggested measures for species of conservation importance.		The Engineer/ Contractor		√				Y
8.8.4	The affected Incense Tree and Ailanthus as mentioned in the detailed vegetation survey report within the works area will be transplanted		The Engineer/ Contractor		√				Y
8.8.5	To avoid impacts on Short-nosed Fruit Bat, the tree with records of an active roost and trees showing evidence of roosting activity should be retained where possible. Where Chinese Fan-palm (<i>Livistona chinensis</i>) removal is required, these should be checked by suitably qualified ecologist with over 7 years relevant experience for roosting bats prior to their removal. If roosting bats are observed, a strategy for passive removal will be agreed with the AFCD and implemented. This could include undertaking the works just after the bats have left the roost (i.e. dusk).		The Engineer/ Contractor		√				N/A
8.8.6	The inclusion of Chinese Fan-palm of similar size as the affected plant within the areas of compensatory planting or other suitable areas is recommended to replace affected specimens, and compensate for the impact to roosting opportunities for this bat species		The Engineer/ Contractor		√				N/A
8.8.7	Implement good site measures to minimize the disturbance impacts to terrestrial habitat and associated wildlife arising from the land-based construction activities.		The Engineer/ Contractor		√				Y
8.8.8	To minimize the contamination of wastewater discharge, accidental chemical spillage and construction site run-off to the receiving water bodies, mitigation measures such as diverting the site runoff to silt trap facilities before discharging into storm drain, proper waste and dumping management and standard good site practice for land-based construction.		The Engineer/ Contractor		√				Y
8.8.9-8.8.11	Implement woodland compensation		The Engineer/ Contractor		√				N/A

Landscape and Visual						
9.8.1	Existing trees to be retained on site shall be carefully protected during construction. Trees unavoidably affected by the works shall be transplanted as far as possible.	All works areas	Contractor	DEVB TCW No. 10/2013 EIAO TM	✓	Y
	Compensatory Planting shall be provided in accordance with DEVB TCW No. 10/2013 – Tree Preservation.	All works areas	Contractor		✓	Y
	Control of night-time lighting glare.	All works areas	Contractor		✓	Y
	Erection of decorative screen hoarding compatible with the surrounding setting.	All works areas	Contractor		✓	Y
	Management of facilities on work sites which give control on the height and disposition/arrangement of all facilities on the works site to minimize visual impact to adjacent VSRs.	All works areas	Contractor		✓	Y
Cultural Heritage						
10.6.2	Vibration monitoring at Ex KCR Beacon Hill Tunnel during piling works of Administration Building	Work site	The Engineer /Contractor		✓	N/A
Land Contamination						
11.7	Identify contamination and implement appropriate remedial measures on site. Provide relevant submission and obtain approval from EPD if necessary.	All works areas	Contractor	Guidance Note for Contaminated Land Assessment and Remediation Guidance Manual for Use of Risk based Remediation Goals for Contaminated Land Management (Guidance Manual)	✓	N/A
Hazard to Life						
Table 12.22	Ensure speed limit enforcement is specified in the contractor's Method Statement to limit the speed of construction vehicles on site	All works areas	The Engineer	EIAO-TM	✓	Y
	Develop an audit procedure to ensure enforcement of speed limits and to ensure adequate site access control	All works areas	The Engineer		✓	Y
	Ensure construction method statement is endorsed by the Engineer (AECOM)	All works areas	The Engineer		✓	Y

	Ensure designated manoeuvring area for the new access road construction is away from the Chlorination House	New access road area	Contractor/ The Engineer		✓	Y
	Ensure that the emergency response plan and procedures (including drills) cover the reprovisioning activities	All works areas	Contractor/ The Engineer		✓	Y
	Safety training to be provided to construction workers and WSD/Engineer staff regarding evacuation procedures	All works area	Contractor/ The Engineer		✓	Y
	Ensure communication protocol is in place between construction and operation staff with regard to the change of chlorine delivery route and the switchover from the existing to new chlorinated water piping;	All works areas	Contractor/ The Engineer		✓	N/A
	Ensure temporary suspension of crane operation and construction truck movements during chlorine delivery	All works areas	Contractor/ The Engineer		✓	Y
	Provide a crash barrier between the construction site and the north side of the Chlorination House.	Chlorination House area	Contractor		✓	Y
	Conduct vibration monitoring at the Chlorination House during piling activities to ensure vibration levels are acceptable and will not lead to any damage of the Chlorination House	Chlorination House area	Contractor		✓	Y
	Civil engineering calculation to be performed to confirm differential settlement from excavation work is within acceptable limits for the Chlorination House	Chlorination House area	Contractor		✓	Y
	Provide settlement monitoring for the Chlorination House to ensure no subsidence occurs from nearby excavation works.	Chlorination House area	Contractor		✓	Y
	Confirm the chlorine concentration for the chlorinated water before the switchover from the existing to new piping. This is to avoid the potential for chlorine gas vapours being released if the concentration is too high and there is spillage during switchover	Chlorinated water piping	WSD		✓	N/A
	Develop an operating procedure for performing the chlorinated water switchover from the existing piping to new piping.	All works areas	Contractor/ The Engineer / WSD		✓	N/A
	Ensure the location/height of the lifting equipment is such there is no impact on Chlorination House/chlorine delivery route in case of falling, swinging or dropped load.	Chlorination House area	Contractor/ The Engineer		✓	Y
	Implement the controlled demolition of the existing E&M workshop to ensure that any steel structural elements can only fall away from the Chlorination House	Existing E&M Workshop and Chlorination House	Contractor/ The Engineer		✓	N/A

12.15.4, 12.18.1, 12.22.9	GPS fleet management system with driver training to help enforce truck speeds	Chlorine delivery trucks, fleet management centre	WSD / Chlorine Supply Contractor	EIAO-TM	✓	k.i.v.
	Improved clamps with independent checks to prevent load shedding	Chlorine delivery trucks			✓	F
	Installation of fire screen and larger fire extinguishers to prevent engine and wheel fires from spreading to the cargo area				✓	F
	Adoption of the chlorine delivery route from Sham Shui Kok Dock to Sha Tin WTW				✓	F
	Provision of emergency repair kit				✓	F
	Ban the use of retreaded tyres and perform regular visual checks on the tyres.				✓	F
12.34.3 Table 12.37 & 12.38	A vehicle accompanying chlorine truck along critical road sections in Sha Tin. The truck should be equipped with emergency kit, fire extinguisher, radio set for communication. The accompanying vehicle will be ahead of the chlorine truck after the vehicles entering the water treatment works site – An accompanying vehicle may provide rapid response to an incident but any action would be limited to containing a small leak. Limit fuel tanks capacity at the beginning of the Project (Item 2.3 of Table 12.37 – advance measure). Review the practicality of reducing combustible materials or use of fire retardant materials in the cab. (Item 2.3 of Table 12.37 – further measure)	Chlorine drums			✓	k.i.v.
	Annual periodic radiography or ultrasonic test inspections of the chlorine drums should be considered for implementation as soon as feasible (Item 3.8 of Table 12.37).				✓	k.i.v.
	Implement side, front and rear crash guards with high energy absorption in coordination and accordance with the relevant authorities.	Chlorine delivery trucks			✓	k.i.v.
	Implement a sturdy steel frame to minimize the potential for chlorine release due to truck rollover				✓	k.i.v.
12.34.4	WSD will continue to keep under review the latest development of use of alternative disinfectants in water supply industry to aim at minimising on-site chlorine storage. ⁴	Chlorine delivery Route	WSD		✓	k.i.v.

	<p>Training should be provided for the use of the GPS fleet management and improved safe driving.</p> <p>Ensured that independent checks are performed to ensure proper chlorine drum latching and clamping.</p> <p>Chlorine truck drivers or driver attendants should be further trained to check and detect potential chlorine leaks during transport. This should include the timely application of the emergency kit.</p> <p>Training should be provided to driver and driver attendant for the emergency use of the new 2 x 9L AFFF extinguishers.</p> <p>Induction training for new drivers and driver attendant should include familiarisation with the route, familiarisation with chlorine risks, defensive driving, application of emergency kits, use of fire extinguishers and emergency response</p> <p>Provision of a fire screen between the cab and cargo as well as fire retardant materials for the wheel arches on the chlorine truck should be planned and provided</p> <p>To keep under review alternate chlorine receiving dock in Sha Tin/Tai Po area for chlorine delivery to STWTW.</p>			<p>√</p> <p>√</p> <p>√</p> <p>√</p> <p>√</p> <p>√</p> <p>√</p>	<p>k.i.v.</p> <p>F</p> <p>k.i.v.</p> <p>F</p> <p>k.i.v.</p> <p>F</p> <p>k.i.v.</p>
--	--	--	--	--	--

Legend

D – Design Phase

C – Construction Phase

O – Operation Phase

Y - Compliance of Mitigation Measures

N/A – Not Applicable in Reporting Period

k.i.v – Keep In View

F - Completed

Appendix V

Cumulative Statistics on Exceedances, Complaints, Notifications of Summons and Successful Prosecutions

Statistical Summary of Exceedances

Air Quality									
Location	Action Level			Limit Level				Total	
AM1	0			0				0	
AM2	0			0				0	
Noise									
Location	Action Level			Limit Level				Total	
NM1	0			0				0	
NM2	0			0				0	
NM3	0			0				0	
Water Quality									
Location	Action Level				Limit Level				Total
	DO	Turbidity	SS	pH	DO	Turbidity	SS	pH	
C1	0	0	0	0	0	0	0	0	0
C2	0	0	0	0	0	0	0	0	0
C3	N/A	N/A	N/A	N/A	N/A	N/A	N/A	N/A	0
M1	0	0	0	0	0	0	0	0	0
M2	0	0	0	0	0	0	0	0	0
M3	0	0	0	0	0	0	0	0	0

Statistical Summary of Environmental Complaints

Reporting Period	Environmental Complaint Statistics		
	Frequency	Complaint Nature	Cumulative
1 November - 30 November 2020	0	N/A	4

Statistical Summary of Environmental Summons

Reporting Period	Environmental Summons Statistics		
	Frequency	Details	Cumulative
1 November - 30 November 2020	0	N/A	0

Statistical Summary of Environmental Prosecution

Reporting Period	Environmental Prosecution Statistics		
	Frequency	Details	Cumulative
1 November - 30 November 2020	0	N/A	0

Appendix W

Tentative schedule for environmental monitoring

Tentative Impact Monitoring Schedule for STWTW

NOV-20

Sun	Mon	Tue	Wed	Thur	Fri	Sat
1	2	3	4	5	6	7
	Impact Water Quality monitoring for C1, C2, C3, M1, M2 & M3 Air monitoring for AM1 & AM2 Noise monitoring for NM1, NM2 & NM3	Impact Water Quality monitoring for C1, C2, C3, M1, M2 & M3	Impact Water Quality monitoring for C1, C2, C3, M1, M2 & M3	Impact Water Quality monitoring for C1, C2, C3, M1, M2 & M3	Impact Water Quality monitoring for C1, C2, C3, M1, M2 & M3 Air monitoring for AM1 & AM2 Noise monitoring for NM1, NM2 & NM3	Impact Water Quality monitoring for C1, C2, C3, M1, M2 & M3 Air monitoring for AM1 & AM2 Noise monitoring for NM1, NM2 & NM3
8	9	10	11	12	13	14
	Impact Water Quality monitoring for C1, C2, C3, M1, M2 & M3	Impact Water Quality monitoring for C1, C2, C3, M1, M2 & M3	Impact Water Quality monitoring for C1, C2, C3, M1, M2 & M3 Air monitoring for AM1 & AM2 Noise monitoring for NM1, NM2 & NM3	Impact Water Quality monitoring for C1, C2, C3, M1, M2 & M3	Impact Water Quality monitoring for C1, C2, C3, M1, M2 & M3	Impact Water Quality monitoring for C1, C2, C3, M1, M2 & M3
15	16	17	18	19	20	21
	Impact Water Quality monitoring for C1, C2, C3, M1, M2 & M3 Air monitoring for AM1 & AM2 Noise monitoring for NM1, NM2 & NM3	Impact Water Quality monitoring for C1, C2, C3, M1, M2 & M3	Impact Water Quality monitoring for C1, C2, C3, M1, M2 & M3	Impact Water Quality monitoring for C1, C2, C3, M1, M2 & M3	Impact Water Quality monitoring for C1, C2, C3, M1, M2 & M3 Air monitoring for AM1 & AM2 Noise monitoring for NM1, NM2 & NM3	Impact Water Quality monitoring for C1, C2, C3, M1, M2 & M3 Air monitoring for AM1 & AM2 Noise monitoring for NM1, NM2 & NM3
22	23	24	25	26	27	28
	Impact Water Quality monitoring for C1, C2, C3, M1, M2 & M3	Impact Water Quality monitoring for C1, C2, C3, M1, M2 & M3	Impact Water Quality monitoring for C1, C2, C3, M1, M2 & M3 Air monitoring for AM1 & AM2 Noise monitoring for NM1, NM2 & NM3	Impact Water Quality monitoring for C1, C2, C3, M1, M2 & M3	Impact Water Quality monitoring for C1, C2, C3, M1, M2 & M3	Impact Water Quality monitoring for C1, C2, C3, M1, M2 & M3
29	30					
	Impact Water Quality monitoring for C1, C2, C3, M1, M2 & M3 Air monitoring for AM1 & AM2 Noise monitoring for NM1, NM2 & NM3					

Dec-20

Sun	Mon	Tue	Wed	Thur	Fri	Sat
		1	2	3	4	5
			Impact Water Quality monitoring for C1, C2, C3, M1, M2 & M3		Impact Water Quality monitoring for C1, C2, C3, M1, M2 & M3 Air monitoring for AM1 & AM2 Noise monitoring for NM1, NM2 & NM3	
6	7	8	9	10	11	12
	Impact Water Quality monitoring for C1, C2, C3, M1, M2 & M3		Impact Water Quality monitoring for C1, C2, C3, M1, M2 & M3 Air monitoring for AM1 & AM2 Noise monitoring for NM1, NM2 & NM3		Impact Water Quality monitoring for C1, C2, C3, M1, M2 & M3	
13	14	15	16	17	18	19
	Impact Water Quality monitoring for C1, C2, C3, M1, M2 & M3 Air monitoring for AM1 & AM2 Noise monitoring for NM1, NM2 & NM3		Impact Water Quality monitoring for C1, C2, C3, M1, M2 & M3		Impact Water Quality monitoring for C1, C2, C3, M1, M2 & M3 Air monitoring for AM1 & AM2 Noise monitoring for NM1, NM2 & NM3	
20	21	22	23	24	25	26
	Impact Water Quality monitoring for C1, C2, C3, M1, M2 & M3		Impact Water Quality monitoring for C1, C2, C3, M1, M2 & M3 Air monitoring for AM1 & AM2 Noise monitoring for NM1, NM2 & NM3			
27	28	29	30	31		
	Impact Water Quality monitoring for C1, C2, C3, M1, M2 & M3 Air monitoring for AM1 & AM2 Noise monitoring for NM1, NM2 & NM3		Impact Water Quality monitoring for C1, C2, C3, M1, M2 & M3			

Jan 21

Sun	Mon	Tue	Wed	Thur	Fri	Sat
3	4	5	6	7	8	9
	Impact Water Quality monitoring for C1, C2, C3, M1, M2 & M3	Impact Water Quality monitoring for C1, C2, C3, M1, M2 & M3 Air monitoring for AM1 & AM2 Noise monitoring for NM1, NM2 & NM3	Impact Water Quality monitoring for C1, C2, C3, M1, M2 & M3 Air monitoring for AM1 & AM2 Noise monitoring for NM1, NM2 & NM3	Impact Water Quality monitoring for C1, C2, C3, M1, M2 & M3	Impact Water Quality monitoring for C1, C2, C3, M1, M2 & M3	Impact Water Quality monitoring for C1, C2, C3, M1, M2 & M3 Air monitoring for AM1 & AM2 Noise monitoring for NM1, NM2 & NM3
10	11	12	13	14	15	16
	Impact Water Quality monitoring for C1, C2, C3, M1, M2 & M3 Air monitoring for AM1 & AM2 Noise monitoring for NM1, NM2 & NM3	Impact Water Quality monitoring for C1, C2, C3, M1, M2 & M3	Impact Water Quality monitoring for C1, C2, C3, M1, M2 & M3	Impact Water Quality monitoring for C1, C2, C3, M1, M2 & M3	Impact Water Quality monitoring for C1, C2, C3, M1, M2 & M3 Air monitoring for AM1 & AM2 Noise monitoring for NM1, NM2 & NM3	
17	18	19	20	21	22	23
	Impact Water Quality monitoring for C1, C2, C3, M1, M2 & M3	Impact Water Quality monitoring for C1, C2, C3, M1, M2 & M3	Impact Water Quality monitoring for C1, C2, C3, M1, M2 & M3 Air monitoring for AM1 & AM2 Noise monitoring for NM1, NM2 & NM3	Impact Water Quality monitoring for C1, C2, C3, M1, M2 & M3	Impact Water Quality monitoring for C1, C2, C3, M1, M2 & M3	
24	25	26	27	28	29	30
	Impact Water Quality monitoring for C1, C2, C3, M1, M2 & M3 Air monitoring for AM1 & AM2 Noise monitoring for NM1, NM2 & NM3	Impact Water Quality monitoring for C1, C2, C3, M1, M2 & M3	Impact Water Quality monitoring for C1, C2, C3, M1, M2 & M3	Impact Water Quality monitoring for C1, C2, C3, M1, M2 & M3	Impact Water Quality monitoring for C1, C2, C3, M1, M2 & M3 Air monitoring for AM1 & AM2 Noise monitoring for NM1, NM2 & NM3	
31						

Sun	Mon	Tue	Wed	Thur	Fri	Sat
	1	2	3	4	5	6
	Impact Water Quality monitoring for C1, C2, C3, M1, M2 & M3 Air monitoring for AM1 & AM2 Noise monitoring for NM1, NM2 & NM3	Impact Water Quality monitoring for C1, C2, C3, M1, M2 & M3	Impact Water Quality monitoring for C1, C2, C3, M1, M2 & M3	Impact Water Quality monitoring for C1, C2, C3, M1, M2 & M3	Impact Water Quality monitoring for C1, C2, C3, M1, M2 & M3 Air monitoring for AM1 & AM2 Noise monitoring for NM1, NM2 & NM3	Impact Water Quality monitoring for C1, C2, C3, M1, M2 & M3 Air monitoring for AM1 & AM2 Noise monitoring for NM1, NM2 & NM3
7	8	9	10	11	12	13
	Impact Water Quality monitoring for C1, C2, C3, M1, M2 & M3	Impact Water Quality monitoring for C1, C2, C3, M1, M2 & M3	Impact Water Quality monitoring for C1, C2, C3, M1, M2 & M3 Air monitoring for AM1 & AM2 Noise monitoring for NM1, NM2 & NM3	Impact Water Quality monitoring for C1, C2, C3, M1, M2 & M3		
14	15	16	17	18	19	20
		Impact Water Quality monitoring for C1, C2, C3, M1, M2 & M3 Air monitoring for AM1 & AM2 Noise monitoring for NM1, NM2 & NM3	Impact Water Quality monitoring for C1, C2, C3, M1, M2 & M3 Air monitoring for AM1 & AM2 Noise monitoring for NM1, NM2 & NM3	Impact Water Quality monitoring for C1, C2, C3, M1, M2 & M3		Impact Water Quality monitoring for C1, C2, C3, M1, M2 & M3 Air monitoring for AM1 & AM2 Noise monitoring for NM1, NM2 & NM3
21	22	23	24	25	26	27
	Impact Water Quality monitoring for C1, C2, C3, M1, M2 & M3	Impact Water Quality monitoring for C1, C2, C3, M1, M2 & M3 Air monitoring for AM1 & AM2 Noise monitoring for NM1, NM2 & NM3	Impact Water Quality monitoring for C1, C2, C3, M1, M2 & M3 Air monitoring for AM1 & AM2 Noise monitoring for NM1, NM2 & NM3	Impact Water Quality monitoring for C1, C2, C3, M1, M2 & M3	Impact Water Quality monitoring for C1, C2, C3, M1, M2 & M3	
28						