



土木工程拓展署
Civil Engineering and
Development Department

Service Contract No. WD/02/2021



Environmental Team for Hung Shui Kiu/Ha Tsuen
New Development Area Stage 1 –
Site Formation and Engineering Infrastructure

Monthly EM&A Report
(February 2024)

(Environmental Permit No. EP-528/2017)

Document No.

ASCL	/	210168223	/	MRPT15	/	2.0
Publisher		Project Code		Sequential No.		Version

	Prepared by:	Certified by:
Name	Angel Lee	F. C. Tsang
Position	Environmental Team Consultant	Environmental Team Leader
Signature		
Date	13 March 2024	13 March 2024



Our ref.: LES/J2021-08/CS/L068
Date : 14 March 2024

By Post and Email

Civil Engineering and Development Department
West Development Office
25/F, Tsuen Wan Government Offices,
38 Sai Lau Kok Road, Tsuen Wan,
New Territories

Attn: Mr. HO Kai Ho, Stanley, Chief Engineer/ West 4

Dear Mr. HO,

**Agreement No. WD/01/2021
Hung Shui Kiu / Ha Tsuen New Development Area Stage 1 Works –
Independent Environmental Checker
Verification of Monthly EM&A Report (February 2024)**

Reference is made to the captioned report (Document No. ASCL / 210168223 / MRPT15 / 2.0 dated 13 March 2024) provided by the Environmental Team (ET) with the ET Leader's certification. We hereby verify the captioned for submission under Condition 3.4 of Environmental Permit No. EP-528/2017.

Yours faithfully,
For and On Behalf Of
Lam Environmental Services Limited

Raymond Dai
Independent Environmental Checker

c.c.: Acuity Sustainability Consulting Limited
Mott MacDonald Hong Kong Limited (Site office)

Mr. F.C. Tsang
Mr. Tom Fan

(By email)
(By email)

Revision History

Rev.	Description of Modification	Date
1.	First issue for comments	11/03/2024
2.	Response for IEC's comments	13/03/2024

TABLE OF CONTENTS

EXECUTIVE SUMMARY	1
KEY CONSTRUCTION WORKS IN THE REPORTING PERIOD.....	1
ENVIRONMENTAL MONITORING AND AUDIT PROGRAMME	1
BREACHES OF ACTION AND LIMIT LEVELS	1
1 INTRODUCTION.....	3
PROJECT BACKGROUND.....	3
CONSTRUCTION WORKS PROGRAMME AND CONSTRUCTION WORKS AREA	4
PROJECT ORGANIZATION	4
LICENSE, NOTIFICATIONS AND PERMITS	5
SUBMISSION STATUS UNDER ENVIRONMENTAL PERMIT	5
2 AIR QUALITY	6
MONITORING REQUIREMENT	6
MONITORING LOCATION	6
3 WATER QUALITY	7
MONITORING REQUIREMENT	7
MONITORING LOCATION	7
MONITORING PARAMETER AND FREQUENCY	8
SAMPLING DEPTHS & REPLICATION.....	8
MONITORING EQUIPMENT.....	8
MONITORING METHODOLOGY	10
QA/QC REQUIREMENTS	11
EVENT AND ACTION PLAN	11
RESULTS AND OBSERVATIONS	11
4 WASTE MANAGEMENT.....	15
5 ENVIRONMENTAL SITE INSPECTION AND AUDIT	15
IMPLEMENTATION STATUS OF ENVIRONMENTAL MITIGATION MEASURES	16
6 ENVIRONMENTAL NON-CONFORMANCE	17
SUMMARY OF EXCEEDANCES.....	17
SUMMARY OF ENVIRONMENTAL NON-COMPLIANCE	17
SUMMARY OF ENVIRONMENTAL COMPLAINT	17
SUMMARY OF ENVIRONMENTAL SUMMON AND SUCCESSFUL PROSECUTION.....	17
7 FUTURE KEY ISSUES	18
RECOMMENDATION.....	18
8 CONCLUSIONS AND RECOMMENDATIONS	20
CONCLUSION.....	20
COMMENTS/ RECOMMENDATIONS	20

LIST OF TABLES

Table I	Summary of EM&A activities in the Reporting Period
Table II	Summary of Exceedance in the Reporting Period
Table 1.1	Status of Environmental License, Notifications and Permits
Table 2.1	Summary of Proposed Air Quality Monitoring Location
Table 3.1	Summary of Impact Water Quality Monitoring Stations
Table 3.2	Parameters measured in the Impact Water Quality Monitoring
Table 3.3	Water Quality Monitoring Equipment
Table 3.4	Method for Laboratory Analysis for Water Samples
Table 3.5	Detection Limits and Precision for Water Quality Determinates
Table 3.6	Summary of Exceedance Records of Water Quality Monitoring
Table 3.8	Derived Dry Season Action and Limit Levels for Water Quality
Table 5.1	Summary of Site Inspections and Recommendations

LIST OF FIGURES

Figure 1	Layout Plan for Road D1
Figure 2.1	Air Quality Monitoring Locations
Figure 3.1	Locations of Impact Water Quality Monitoring Stations

LIST OF APPENDICES

Appendix A	Construction Programme
Appendix B	Project Organization Chart
Appendix C	Project Implementation Schedule (PIS)
Appendix D	Environmental Monitoring Schedule
Appendix E	Calibration Certification
Appendix F	Water Quality Monitoring Results and Graphical Presentation
Appendix G	Quality Control Report for Suspended Solids
Appendix H	Event and Action Plan
Appendix I	Waste Generation in the Reporting Month
Appendix J	Summary of Complaint, Notification of summons and Prosecution
Appendix K	Summary of Submission Status under Environmental Permit
Appendix L	Laboratory Report for Suspended Solids

EXECUTIVE SUMMARY

This is the 15th Monthly Environment Monitoring and Audit (EM&A) Report for Hung Shui Kiu/ Ha Tsuen New Development Area Stage 1 Works – Site Formation and Engineering Infrastructure (the Project). This report was prepared by Acuity Sustainability Consulting Limited under Service Contract No. WD/02/2021 Environmental Team for Hung Shui Kiu / Ha Tsuen New Development Area Stage 1 Works – Site Formation and Engineering Infrastructure (hereinafter called the “Service Contract”). This report documents the findings of EM&A works during the reporting period from 1 February to 29 February 2024.

The project construction commenced on 5 December 2022 and the construction phase EM&A programme started on 6 December 2022.

Key Construction Works in the Reporting Period

A summary of construction activities undertaken during the reporting period is presented below:

- Backfilling works;
- Sand Replacement Test for Road D1 slope; and
- Installation of Prefabricated Vertical Drains.

Environmental Monitoring and Audit Programme

The monthly EM&A programme was undertaken by the ET in accordance with the Updated EM&A Manual. A summary of the monitoring and audit activities during the reporting period is presented below:

Table I Summary of EM&A activities in the Reporting Period

EM&A Activities	Date
Water Quality Monitoring	1, 3, 5, 7, 15, 17, 19, 21, 23, 27 and 29 February 2024
Weekly Environmental Site Inspection	2, 8, 16 and 22 February 2024

Breaches of Action and Limit Levels

A summary of the environmental exceedances of the reporting month is tabulated in **Table II**.

Table II Summary of Exceedance in the Reporting Period

Environmental Monitoring	Parameter	No. of non-project related exceedances		Total No. of non-project related exceedances	No. of exceedances related to the project		Total No. of exceedance related to the project
		AL	LL		AL	LL	
Water Quality	pH	0	0	0	0	0	0
	DO	0	0	0	0	0	0
	Turbidity	0	0	0	0	0	0
	SS	0	0	0	0	0	0

Water Quality

All water quality monitoring was conducted as scheduled in the reporting period. The water quality monitoring between 9 and 13 February 2024 was cancelled due to site closure and no planned site works as Chinese New Year Holiday in this reporting period. No Action or Limit level exceedance was recorded during impact water quality monitoring in the reporting period.

Complaint Log

No environmental complaint was received in the reporting period.

Notification of Summons and Successful Prosecutions

No notification of summons or successful prosecutions was received in the reporting period.

Reporting Changes

There was no reporting change in the reporting period.

Future Key Issues

The major site activities for the coming months are summarized below:

- Backfilling works; and
- Construction of Temporary Access Road.

1 Introduction

Project Background

- 1.1. The Hung Shui Kiu/ Ha Tsuen (“HSK/HT”) NDA occupies an area of approximately 714 ha and is located in the north-western part of the New Territories, midway between Tuen Mun and Tin Shui Wai New Towns. It is bounded by Tin Ying Road/ Ping Ha Road/ Kiu Hung Road to the east, Castle Peak Road to the south, Kong Sham Western Highway (“KSWH”) to the west, and Tin Ha Road, Lau Fau Shan Road and hillslopes along Deep Bay Road to the north. In the wider context, the proposed Project is strategically located in close proximity to Shenzhen, particularly Shenzhen Bay Control Point, Qianhai, and Shekou and efficiently linked with the Greater Pearl River Delta (“PRD”) region. The KSWH and the possible highway connecting the Project area with the Tuen Mun - Chek Lap Kok Link, the Hong Kong International Airport, Kwai Tsing Container Terminals, and the Hong Kong-Zhuhai-Macao Bridge and its Boundary Crossing facilities. New strategic highway infrastructure connecting the Project area with the urban area will also be planned to address the long-term development needs of North West New Territories (“NWNT”). The proposed West Rail Hung Shui Kiu Station (“HSK Station”), with its alignment traversing the Project allows convenient and efficient access to and from the Project area.
- 1.2. The works under HSK/HT NDA Stage 1 works comprises the construction of interim section of new distributor road (Road D1) (hereinafter call “the Project”) that is a designated project (“DP”) (defined under item A1 in Schedule 2 of the Environmental Impact Assessment Ordinance) connecting the site for the first batch of multi-storey buildings (“MSBs”) at Sites 3-6, 3-7 and 3-8 to the existing Ha Tsuen Roundabout of KSWH.
- 1.3. The HSK/HT NDA Stage 1 works would be implemented under a fast track programme, involving various complex tasks for providing infrastructure and forming the five development sites to be conducted in parallel, so as to tie in with operation of the development MSBs or other land-efficient means and population intake of the village resite house in 2025 tentatively.
- 1.4. The scope of works for interim section of Road D1 comprise the followings:
 - (i) Site formation works for Site 3-7 and Site 3-8;
 - (ii) Land decontamination works including ground investigation works for Site 3-7 and Site 3-8 and other areas within the boundaries of the site;
 - (iii) Construction of a district distributor road connecting to the existing interchange underneath KSWH, construction of local roads, widening of a section of Fung Kong Tsuen Road and associated junction/ road improvements; and
 - (iv) Engineering infrastructure works comprising sewerage works (including a pumping station), drainage works (including a detention pond), waterworks and landscaping works.

- 1.5. Pursuant to the Environmental Impact Assessment Ordinance (EIAO), the Director of Environmental Protection Department (EPD) granted the Environmental Permits (Nos.: EP-526/2017, EP-527/2017, EP-528/2017, EP-529/2017, EP-530/2017 and EP-531/2017) to the CEDD for the Project. The HSK/HT NDA Stage 1 works comprise the interim section of Road D1 that is governed under Environmental Permit No. EP-528/2017. No other DPs are identified within the scope of HSK/HT NDA Stage 1 works.
- 1.6. Acuity Sustainability Consulting Limited (ASCL) is commissioned by the Civil Engineering and Development Department (CEDD) to undertake the Environmental Team (ET) services as required and/ or implied, both explicitly and implicitly, in the Environmental Permit (EP), Environmental Impact Assessment (EIA) Report (Register No. AEIAR-203/2016) and Environmental Monitoring and Audit (EM&A) Manual for the Project; and to carry out the EM&A programme in fulfillment of the EIA Report's, EM&A requirements under Service Contract No. WD/02/2021.
- 1.7. For the construction phase of the Project, the construction has been commenced on 5 December 2022 and the construction phase EM&A programme was started on 6 December 2022.
- 1.8. This is the 15th Monthly EM&A Report summarizing the key findings of the construction phase EM&A programme from 1 February to 29 February 2024 (the reporting period) and is submitted to fulfill the requirements in Condition 3.4 of EP-528/2017 and Section 15.3 of the Updated EM&A Manual of the Project.

Construction Works Programme and Construction Works Area

- 1.9. The construction works commenced on 5 December 2022. The construction works programme and the construction works area of the Project are shown in **Appendix A** and **Figure 1** respectively. A summary of construction activities undertaken during this reporting period is presented below:
 - Backfilling works;
 - Sand Replacement Test for Road D1 slope; and
 - Installation of Prefabricated Vertical Drains.

Project Organization

- 1.10. Different parties with different levels of involvement in the Project organization include:
 - Project Proponent: Civil Engineering and Development Department (CEDD)
 - Supervisor / Engineer's Representative (ER): Mott MacDonald Hong Kong Limited
 - Contractor: China Geo-Engineering Corporation
 - Environmental Team (ET): Acuity Sustainability Consulting Limited
 - Independent Environmental Checker (IEC): Lam Environmental Services Limited

1.11. The key personnel contact names and numbers are summarized in **Appendix B**.

License, Notifications and Permits

1.12. A summary of the relevant permits, licences, and/ or notifications on environmental protection for this Project is presented in **Table 1.1**.

Table 1.1 Status of Environmental License, Notifications and Permits

Permit / License No.	Valid Period		Status
	From	To	
Environmental Permit			
EP-528/2017	21/02/2017	N/A	Valid
Notification pursuant to Air Pollution Control (Construction Dust) Regulation			
467008	29/04/2021	N/A	Valid
Billing Account for Disposal of Construction Waste			
7040500	13/05/2021	N/A	Valid
Registration of Chemical Waste Producer			
467007	29/04/2021	N/A	Valid
Effluent Discharge License under Water Pollution Control Ordinance			
WT00043404-2023	26/04/2023	30/04/2028	Valid
WT00043642-2023	26/04/2023	30/04/2028	Valid
WT00044131-2023	16/08/2023	31/08/2028	Valid
WT10001907-2023	07/11/2023	30/11/2028	Valid
Construction Noise Permit			
GW-RN0206-24	23/02/2024	22/05/2024	Valid

Submission Status under Environmental Permit

1.13. The summary of submission status under Environmental Permit EP-528/2021 was presented in **Appendix K**.

2 Air Quality

Monitoring Requirement

- 2.1. In accordance with the Updated EM&A Manual, the ET shall carry out impact monitoring during the construction phase of the Project. 1-hour Total Suspended Particulates (TSP) should be conducted at a frequency of at least three times in every six days when the highest dust impact occurs.

Monitoring Location

- 2.2. According to the Updated EM&A Manual, the designated locations for impact air quality monitoring are listed in **Table 2.1** and their locations are shown in **Figure 2.1**.

Table 2.1 Summary of Proposed Air Quality Monitoring Location

Station(s)	EIA ID	Monitoring Location
AM23	P1032	Planned Port Back-up, Storage and Workshop (at Site 3-6)
AM24	P1501	Planned Port Back-up, Storage and Workshop (at Site 3-8)
AM25a	-	San Wai Sewage Treatment Plant near the Planned Port Back-up, Storage and Workshop (at Site 3-14)

- 2.3. In accordance with Table A2.4 in Appendix A of the Updated EM&A Manual, impact air quality monitoring will be carried out at monitoring stations AM23, AM24 and AM25a after the occupation of the planned port back-up, storage, and workshop.
- 2.4. As confirmed with the Engineer Representative (ER), the planned port back-up, storages, and workshops at Site 3-6, Site 3-8 and Site 3-14 are not constructed yet. Thus, the impact air quality monitoring will be carried out at AM23, AM24 and AM25a after the construction and occupation of these planned port back-up, storages, and workshops. No air quality monitoring was carried out in this reporting month.

3 Water Quality

Monitoring Requirement

- 3.1. In accordance with the Updated EM&A Manual, impact water quality monitoring should be carried out three days per week at all designated monitoring stations during the construction period. The interval between two sets of monitoring should not be less than 36 hours.
- 3.2. Replicate in-situ measurements of dissolved oxygen (DO), temperature, turbidity, pH, and suspended solids (SS) for each independent sampling event shall be collected to ensure a robust statistically interpretable database.

Monitoring Location

- 3.3. Impact water quality monitoring was conducted at 6 monitoring stations which are summarized in **Table 3.1**. The locations of water quality monitoring stations are shown in **Figure 3.1**.

Table 3.1 Summary of Impact Water Quality Monitoring Stations

Station	Description	Easting	Northing
U1	Upstream Station	815936	834150
U2	Upstream Station	816240	834009
SW	Gradient station (Downstream of U1 and the construction site of Road D1)	816304	834321
HT	Gradient station (Downstream of U2 and the construction site of Road D1)	816866	834314
TKW1	Gradient station (Downstream of the construction site of Road D1)	816563	834686
TKW	Gradient station (Downstream of TKW1 and construction site of Road D1)	816594	834690

Remark: The original water quality monitoring station DB was surrounded by scrubs and vegetation and located along the steep slope of the hill to south-west of Fung Kong Tsuen. The watercourse runs towards the north of Road D1, but no downstream watercourse was identified. Thus, water quality monitoring station DB is not recommended for this Contract without upstream/ downstream monitoring locations identified. An updated water quality monitoring stations TKW and TKW1 were proposed by the ET and approved by the IEC and the EPD.

Monitoring Parameter and Frequency

- 3.4. The parameters that have been selected for measurement in-situ and in the laboratory are those that are either determined in the EIA to be those that are likely be affected by the construction works or a standard check on water quality conditions. Parameters to be measured in the impact water quality monitoring are listed in **Table 3.2**.

Table 3.2 Parameters measured in the Impact Water Quality Monitoring

Parameters	Units	Abbreviations	Frequency
<i>In-situ measurements</i>			3 days per week
Dissolved oxygen	mg/L	DO	
Dissolved oxygen saturation	%	DO%	
Temperature	°C	-	
pH	-	-	
Turbidity	NTU	-	
<i>Laboratory measurements</i>			
Suspended Solids	mg/L	SS	

- 3.5. Monitoring location and position, time, sampling depth, weather conditions and any special phenomena or work underway nearby were also recorded.

Sampling Depths & Replication

- 3.6. During impact water quality monitoring, each station was sampled, and measurements/ water samples were taken at three depths, 1 m below the water surface, mid-depth and 1 m above riverbed. If the water depth was less than 6 m, mid-depth might be omitted. If the water depth was less than 3 m, mid-depth sampling only. For *in situ* measurements, duplicate readings were made at each water depth at each station. Duplicate water samples were collected at each water depth at each station.

Monitoring Equipment

- 3.7. A multi-parameter meter (Model HORIBA U-53) was used to measure DO, turbidity, salinity, pH, and temperature.

Dissolved Oxygen and Temperature Measuring Equipment

- 3.8. The instrument for measuring dissolved oxygen and temperature should be portable and weatherproof complete with cable, sensor, and use DC power source. The equipment was capable of measuring:
- A dissolved oxygen level in the range of 0 – 20 mg/L and 0 - 200% saturation; and
 - The temperature within 0 - 45 °C.

- 3.9. The equipment had a membrane electrode with automatic temperature compensation complete with a cable.
- 3.10. Sufficient stocks of spare electrodes and cables were available for replacement where necessary.

Turbidity Measurement Equipment

- 3.11. Turbidity was measured *in situ* by using the nephelometric method. The instrument was portable and weatherproof using a DC power source complete with cable, sensor and comprehensive operation manuals. The equipment was capable of measuring turbidity between 0 and 1000 NTU. The probe cable was not less than 25 m in length.

Water Depth Detector

- 3.12. A portable, battery-operated and handheld echo sounder was used for the determination of water depth at each designated monitoring station.

pH

- 3.13. The instrument was consisting of a potentiometer, a glass electrode, a reference electrode and a temperature-compensating device. It was readable to 0.1 pH value in a range of 0 to 14. Standard buffer solutions of at least pH 7 and pH 10 were used for calibration of the instrument before and after use.

Sample Container and Storage

- 3.14. Following collection, water samples for laboratory analysis were stored in high density polyethylene bottles with appropriate preservatives added, packed in the ice (cooled to 4 °C without being frozen). The sample were delivered to Acumen Laboratory and Testing Limited (ACUMEN) (HOKLAS Registration No. 241) and analysed as soon as possible after collection of the water samples. Sufficient volume of samples was collected to achieve the detection limit.

Calibration of *In Situ* Instruments

- 3.15. The pH meter, DO meter and turbidimeter were checked and calibrated before use. DO meter and turbidimeter were certified before use and subsequently recalibrated at quarterly basis throughout all stage of water quality monitoring programme. Response of sensors and electrodes were checked with certified standard solutions before each use. Wet bulb calibration for a DO meter was carried out before measurement.
- 3.16. For the on-site calibration of field equipment (Multi-parameter Water Quality System), the BS 1427:2009, “Guide to on-site test methods for analysis of waters” was observed.

Back-up Equipment

- 3.17. Sufficient stocks of spare parts were maintained for replacements when necessary. Backup monitoring equipment was also be made available so that monitoring can proceed uninterrupted even when some equipment is under maintenance, calibration, etc.

- 3.18. **Table 3.3** summarizes the equipment used in the water quality monitoring programme. Copies of the calibration certificates of multi-parameter water quality monitoring system are shown in **Appendix E**.

Table 3.3 Water Quality Monitoring Equipment

Equipment	Brand and Model Number (Serial Number)	Quantity
Multi-parameter Water Quality System	HORIBA U-53 (PPHNOMXY)	1

Monitoring Methodology

- 3.19. A multi-parameter meter (Model HORIBA U-53) was used to measure DO, turbidity, salinity, pH and temperature.

Operating/ Analytical Procedures

- 3.20. At each measurement, two consecutive measurements of DO concentration, DO saturation, salinity, turbidity, pH and temperature were taken. The probes were retrieved out of water after the first measurement and then re-deployed for the second measurement. Where the difference in the value between the first and second readings of each set was more than 25% of the value of the first reading, the reading was discarded, and further readings were taken.

Laboratory Analytical Methods

- 3.21. Duplicate samples from each independent sampling event are required for all parameters. Analysis of suspended solids were carried out by ACUMEN and comprehensive quality assurance and control procedures in place in order to ensure the quality and consistency of the results. The reporting limit and detection limit are provided in **Table 3.4** and the detection limits for the *in-situ* measurement are shown in **Table 3.5**.

Table 3.4 Method for Laboratory Analysis for Water Samples

Determinant	Proposed Method	Limit of Reporting
Total Suspended Solid (SS)	APHA 2540 D	1.0 mg/L

Table 3.5 Detection Limits and Precision for Water Quality Parameters

Parameters	Detection limit	Accuracy	Precision
DO	0 – 20 mg/L	± 0.1 mg/L	25%
Temperature	0 – 45 °C	± 0.1 °C	
pH	0 – 14	± 0.1	
Turbidity	0 – 1000 NTU	± 2 NTU	

QA/QC Requirements

Decontamination Procedures

- 3.22. Water sampling equipment used during the course of the monitoring process was decontaminated by manual washing and rinsed with distilled water after each sampling event. All of the disposable components/ accessories were discarded after sampling.

Sampling Management and Supervision

- 3.23. All sampling bottles were labelled with the sample ID numbers (including the sampling station), and sampling date. Water samples were dispatched to the testing laboratory for analysis as soon as possible. All the collected samples were stored in a cool box to keep the temperature less than 4 °C but without frozen. All water samples were handled under chain of custody protocols and relinquished to the laboratory representatives at locations specified by the laboratory.

Quality Control Measures for Sample Testing

- 3.24. Quality control of laboratory analysis of water samples was performed by ACUMEN for every batch of 20 samples:
- One method blank; and
 - One set of QC sample.

Event and Action Plan

- 3.25. Should any non-compliance of the criteria occur, action in accordance with the Event and Action Plan in **Appendix H** shall be followed. Investigation of the exceedances of environmental quality performance limits should be conducted, and the ET will immediately notify the IEC and the EPD, as appropriate. The notification should be followed up with advice to the IEC and the EPD on the results of the investigation, proposed actions and success of the action taken, with any necessary follow-up proposals.

Results and Observations

- 3.26. All water quality monitoring was conducted as scheduled in the reporting month. The water quality monitoring between 9 and 13 February 2024 was cancelled due to site closure and no planned site works as Chinese New Year Holiday in this reporting period. The water quality monitoring schedule for this reporting month is shown in **Appendix D**.
- 3.27. The monitoring results and graphical presentation of water quality monitoring at the monitoring stations are shown in **Appendix F**. No Action or Limit Level exceedance was recorded in the reporting period. **Table 3.6** summarizes the exceedance records of water quality monitoring during the report period.

Table 3.6 Summary of Exceedance Records of Water Quality Monitoring

Parameter	No. of non-project related exceedances		Total No. of non-project related exceedances	No. of exceedance related to the Project		Total No. of exceedance related to the Project
	AL	LL		AL	LL	
pH	0	0	0	0	0	0
Dissolved Oxygen	0	0	0	0	0	0
Turbidity	0	0	0	0	0	0
Suspended Solids	0	0	0	0	0	0

- 3.28. In view of the non-project related exceedances of Action and Limit Levels recorded frequently in December 2022, review of the water quality baseline condition was proposed to reflect the baseline condition during the dry season and to reduce the number of false alarms.
- 3.29. A baseline water quality monitoring during the dry season was conducted between 6 December 2022 and 30 December 2022. The updated Baseline Monitoring Report was submitted to IEC and verified on 24 March 2023, and the derived dry season Action and Limit Levels was adopted to review the water quality monitoring results during the reporting period.
- 3.30. The derived dry season Action and Limit Levels for water quality monitoring will be applied to the monitoring period between November and March, and the derived wet season Action and Limit Levels will be applied between April and October. The (dry season) Action and Limit Levels for this reporting period are presented in **Table 3.7**.

Table 3.7 Derived Dry Season Action and Limit Levels for Water Quality

Parameters	Action Levels	Limit Levels
SW		
DO (mg/L) ^{(1) (3)}	2.3	2.1
Turbidity (NTU) ⁽²⁾	22.0	22.3
SS (mg/L) ⁽²⁾	8.8	10.5
pH	Less than 6.6 or greater than 8.4	Less than 6.5 or greater than 8.5
HT		
DO (mg/L) ^{(1) (3)}	2.2	2.1
Turbidity (NTU) ⁽²⁾	18.2	20.1
SS (mg/L) ⁽²⁾	7.2	7.5
pH	Less than 6.6 or greater than 8.4	Less than 6.5 or greater than 8.5
TKW1		
DO (mg/L) ^{(1) (3) (4)}	2.1	2.0
Turbidity (NTU) ⁽²⁾	16.4	17.6
SS (mg/L) ⁽²⁾	7.1	7.1
pH	Less than 6.6 or greater than 8.4	Less than 6.5 or greater than 8.5
TKW		
DO (mg/L) ^{(1) (3)}	2.2	2.2
Turbidity (NTU) ⁽²⁾	26.0	26.7
SS (mg/L) ⁽²⁾	7.0	7.1
pH	Less than 6.6 or greater than 8.4	Less than 6.5 or greater than 8.5

Notes:

- (1) For DO, non-compliance of the water quality limit occurs when monitoring result is lower than the limit.
- (2) For Turbidity and Suspended Solids (SS), non-compliance of the water quality limit occurs when monitoring result is higher than the limit.
- (3) The derived Action Levels and Limit Levels for dissolved oxygen only apply to mid-depth.
- (4) The derived Action and Limit Level for DO at TKW1 come up with the same value at 2.8 mg/L. If monitoring results exceeded 2.8 mg/L, it will be considered as Limit Level exceedance, actions according to the Event and Action Plan will be carried out.

4 Waste Management

- 4.1. Waste generated from the Project includes inert construction and demolition (C&D) materials and non-inert C&D wastes in the reporting period. The amount of waste generated by the construction works of the Project during the reporting period is shown in **Table 4.1** and the cumulative waste flow table was presented in **Appendix I**.

Table 4.1 Summary of Waste Generated in the Reporting Period

Month	Actual Quantalities of Inert C&D Materials Generated Monthly						Actual Quantalities of C&D Wastes Generated Monthly				
	Total Quantity Generated	Hard Rock and Large Broken Concrete	Reused in the Contract	Reused in other Projects	Disposed as Public Fill	Imported Fill	Metals	Paper / Carboard Packing	Plastics	Chemical Waste	Others e.g., general refuse
	(in '000m ³)	(in '000m ³)	(in '000m ³)	(in '000m ³)	(in '000m ³)	(in '000m ³)	(in '000kg)	(in '000kg)	(in '000kg)	(in '000kg)	(in '000m ³)
Feb 2024	0.000	0.000	0.000	0.000	0.000	0.000	0.000	0.000	0.000	0.000	0.004

- 4.2. Construction and demolition (C&D) materials sorting was carried out on site. Sufficient receptacles were provided for general refuse collection and sorting. Excavated inert C&D materials would be reused to minimize the disposal of C&D waste to public fill.
- 4.3. The Contractor is advised to minimize the waste generated through recycling or reusing. All applicable mitigation measures stipulated in the Updated EM&A Manual and waste management plans shall be fully implemented.

5 Environmental Site Inspection and Audit

- 5.1. Site inspections were carried out by the ET on a weekly basis to monitor the implementation of proper environmental pollution control mitigation measures for the Project. During the reporting period, site inspections were carried out on 2, 8, 16 and 22 February 2024. A joint IEC site inspection was carried out on 2 February 2024.
- 5.2. Bi-weekly landscape and visual site audits were carried out by a Registered Landscape Architect (RLA) on 2 and 16 February 2024. No particular observation was recorded in this reporting period.
- 5.3. During site inspection in the reporting period, no non-conformance was identified. Key observations and reminders during the site inspection and landscape and visual site audit are described in **Table 5.1**.

Table 5.1 Summary of Site Inspections and Recommendations

Inspection Date	Key Observation / Reminders	Follow-up Action
2 Feb 2024	<p><u>Observation</u> Nil</p> <p><u>Reminder</u> 1. The Contractor was reminded to place the EP Permit at the access point. 2. The Contractor was reminded to cover the bare slope with tarpaulin sheet to prevent dust emission.</p>	<p><u>Observation</u> Nil</p> <p><u>Reminder</u> 1. The EP Permit was placed at the access point. 2. The bare slope was covered with tarpaulin sheet.</p>
8 Feb 2024	<p><u>Observation</u> Nil</p> <p><u>Reminder</u> 1. The Contractor was reminded to remove the stagnant water inside the container before holiday.</p>	<p><u>Observation</u> Nil</p> <p><u>Reminder</u> 1. The stagnant water inside the container was removed.</p>
16 Feb 2024	No major environmental deficiency was observed during the site inspection.	Nil
22 Feb 2024	No major environmental deficiency was observed during the site inspection.	Nil

Implementation Status of Environmental Mitigation Measures

- 5.4. According to the EIA Report, EP and the Updated EM&A Manual, the mitigation measures detailed in the documents are recommended to be implemented during the construction phase. A summary of the Project Implementation Schedule is provided in **Appendix C**.

6 Environmental Non-Conformance

Summary of Exceedances

- 6.1. No Action or Limit level exceedance was recorded during impact water quality monitoring in the reporting period.
- 6.2. Should the monitoring results of the environmental monitoring parameters at any designated monitoring stations indicate that the Action/ Limit Levels are exceeded, the actions in accordance with the Event and Action Plans in **Appendix H** would be carried out.
- 6.3. Bi-weekly landscape and visual site audits were carried out by a Registered Landscape Architect (RLA) on 2 and 16 February 2024. No particular observation was recorded during the audits.
- 6.4. Should the audit results indicate any nonconformity, the actions in accordance with the Event and Action Plans in **Appendix H** would be carried out.

Summary of Environmental Non-Compliance

- 6.5. No environmental non-compliance was recorded in the reporting period.

Summary of Environmental Complaint

- 6.6. No environmental complaint was received in the reporting period. The Cumulative Complaint Log is presented in **Appendix J**.

Summary of Environmental Summon and Successful Prosecution

- 6.7. There was no successful environmental prosecution or notification of summons received since the Project commencement. The Cumulative Log for environmental summon and successful prosecution is presented in **Appendix J**.

7 Future Key Issues

7.1. Works to be undertaken in the next reporting period are summarized below:

- Backfilling works; and
- Construction of Temporary Access Road.

7.2. Potential environmental impacts arising from the above construction activities are mainly associated with construction dust impact, noise impact, water quality impact and waste management.

Recommendation

7.3. The key environmental mitigation measures for the Project in the coming reporting period associated with above construction activities will include:

Dust

- Regular watering to reduce dust emissions from exposed site surface;
- Stockpile of dusty materials shall be covered entirely by impervious sheeting;
- Provide vehicles washing facilities at all site exits to wash away any dusty materials from vehicle body;
- NRMM Labels should be displayed on the applicable equipment on site by the Contractor;
- Provision of water sprinklers along the haul road for dust suppression; and
- All vehicle and plant should be cleaned before they leave a construction site.

Noise

- Only well-maintained plant should be operated on-site, and plant should be maintained regularly during the construction programme;
- Quality Powered Mechanical Equipment (QPME) should be adopted as far as possible.

Water Quality

- No effluent discharge would be allowed before acquisition of the effluent discharge license;
- Surface run-off from construction sites should be discharged into stormwater drains via adequately designed sand/ silt removal facilities;

- Channels/ earth bunds/ sandbags barriers should be provided on site to properly direct stormwater to silt removal facilities;
- Silt removal facilities, channels and manholes should be maintained, and the deposited silt and grit should be removed regularly;
- Open stockpiles of construction materials on sites should be covered with tarpaulin or similar fabric during rainstorms;
- Perimeter channels should be provided on site boundaries where necessary to intercept stormwater run-off from outside the site so that it will not wash across the site;
- Catchpits and perimeter channels should be constructed in advance of site formation works and earthworks.

Waste Management

- Provision of sufficient waste disposal points and regular collection of waste;
- Regular cleaning and maintenance programme for drainage system; and
- Chemical containers shall be stored with drip tray underneath.

Landscape and Visual

- Construction activities shall be carefully designed to minimize impact on existing retained trees.

7.4. The construction programme for the Project for the next reporting period is presented in **Appendix A**.

8 Conclusions and Recommendations

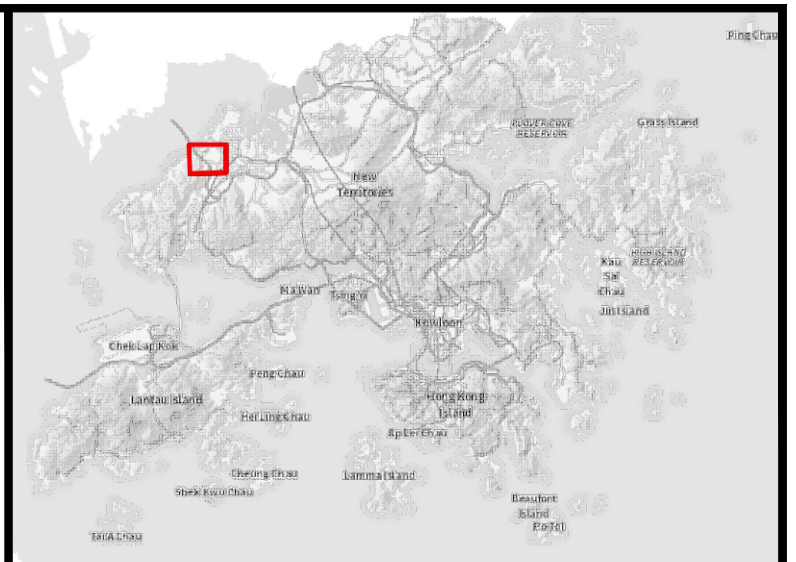
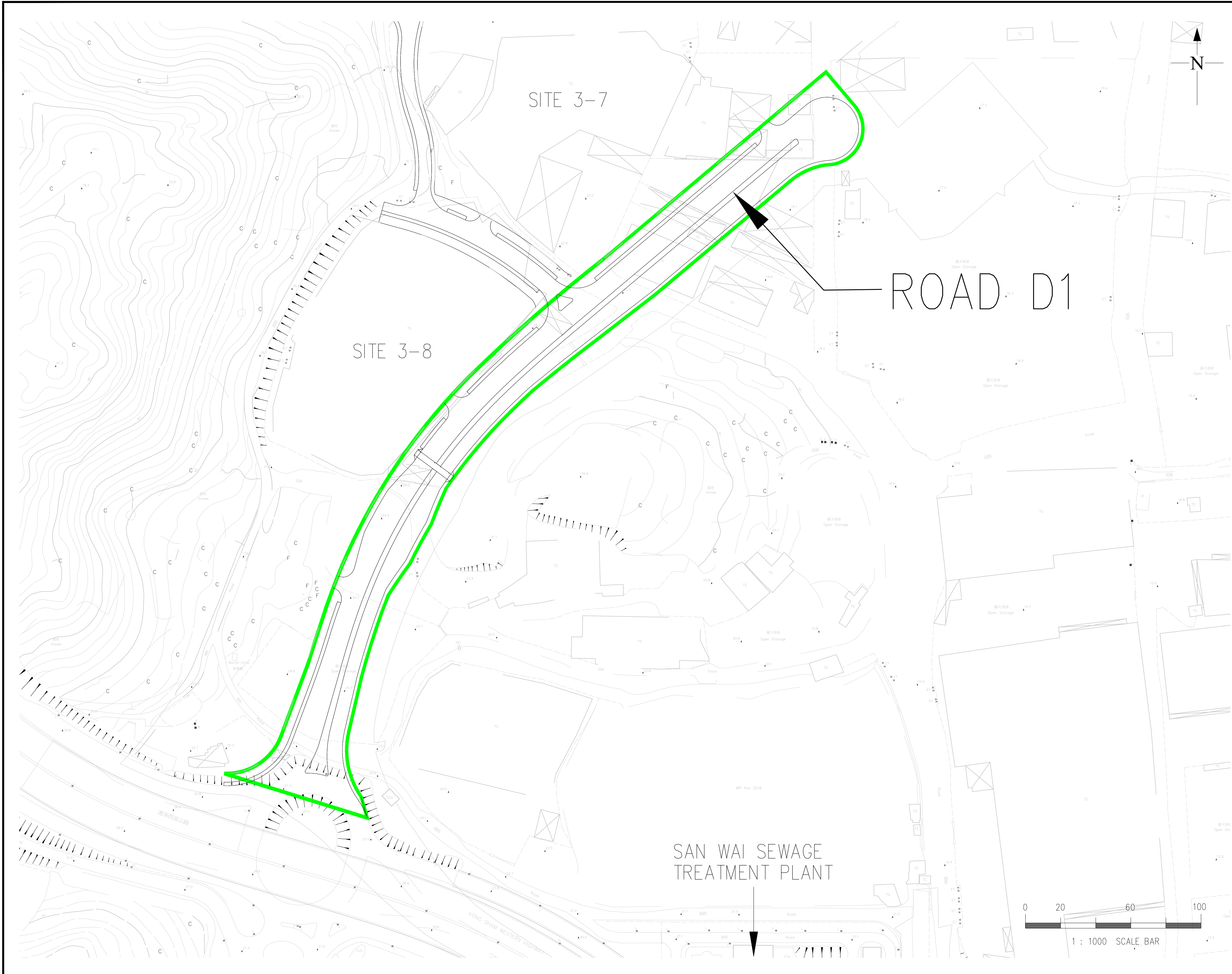
Conclusion


- 8.1. This Monthly EM&A Report presents the EM&A works during the reporting period from 1 February to 29 February 2024 in accordance with the Updated EM&A Manual.
- 8.2. All water quality monitoring was conducted as scheduled in the reporting month. The water quality monitoring between 9 and 13 February 2024 was cancelled due to site closure and no planned site works as Chinese New Year Holiday in this reporting period. No Action or Limit level exceedance was recorded during impact water quality monitoring in the reporting period.
- 8.3. Environmental site inspections were conducted on 2, 8, 16 and 22 February 2024 by the ET in the reporting period.
- 8.4. No environmental complaint was received in the reporting period.
- 8.5. No notification of summons and prosecution was received in the reporting period.
- 8.6. The ET will keep track on the construction works to confirm compliance of environmental requirements and the proper implementation of all necessary mitigation measures.
- 8.7. No change to the EM&A programme was made in this reporting period.


Comments/ Recommendations

- 8.8. No further comment or recommendation was provided in this Monthly EM&A Report.

Figure(s)



Legend:
 Site Boundary of Interim Section of Road D1

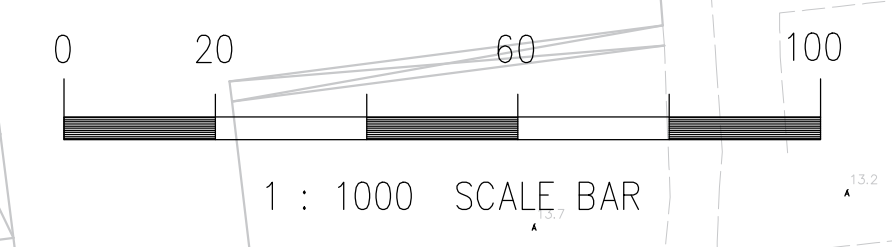
Client
 CIVIL ENGINEERING AND DEVELOPMENT DEPARTMENT

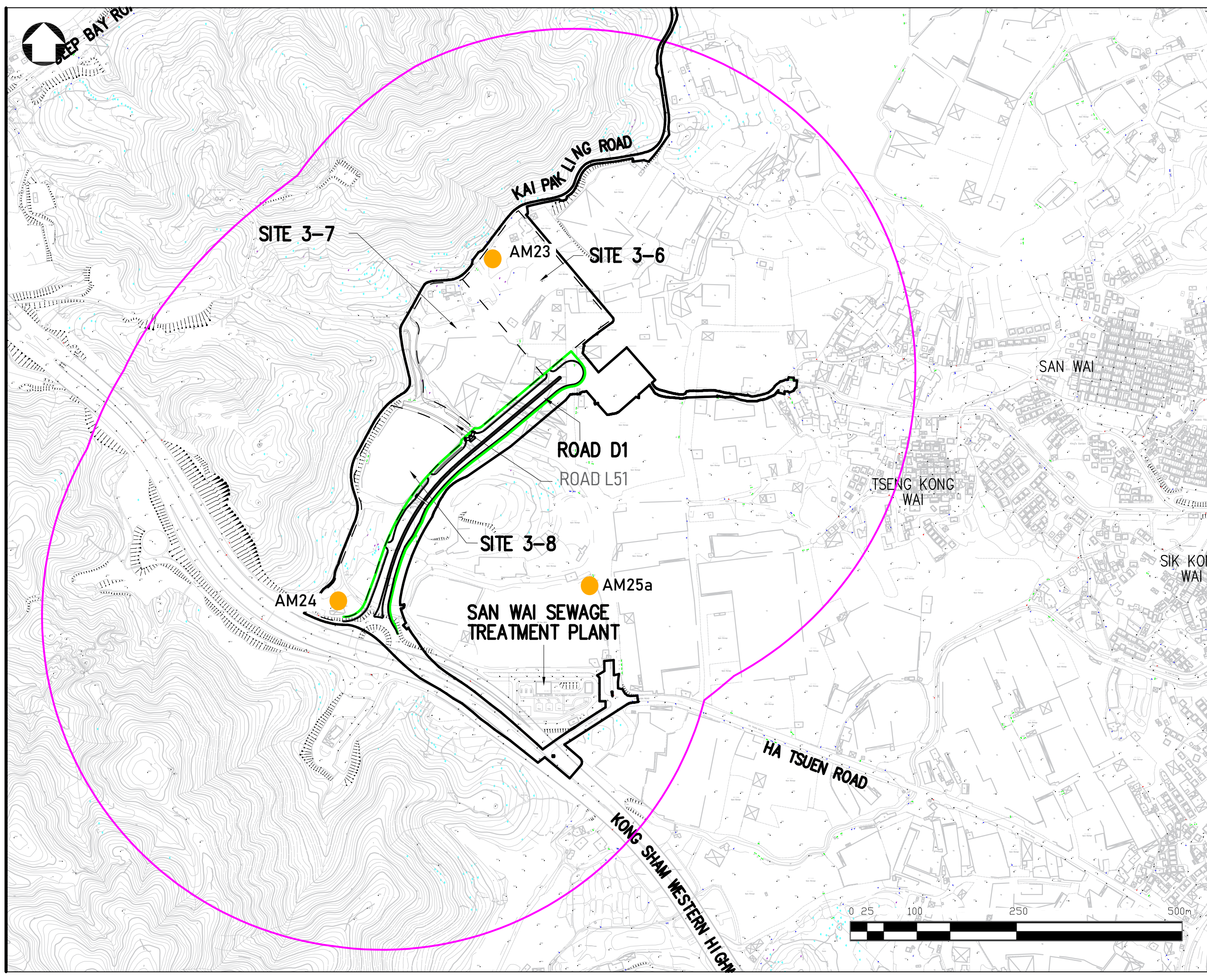
Project
 CONTRACT NO. YL/2020/03
 HUNG SHUI KIU / HA TSUEN
 NEW DEVELOPMENT AREA
 STAGE 1 WORKS - SITE FORMATION AND ENGINEERING INFRASTRUCTURE

Drawing Title
 Location Plan of the Interim Section of Road D1



Scale 1000@A1 Date June 2022 Rev
 Drawing Number LP-01





General Notes

LEGEND:

- SITE BOUNDARY
- - - PROPOSED SITE
- PROPOSED ROAD
- SITE BOUNDARY OF ROAD D1
- 500M BUFFER ZONE
- AIR QUALITY MONITORING LOCATIONS

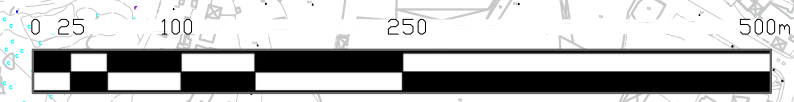
No.	Revision/Issue	Date

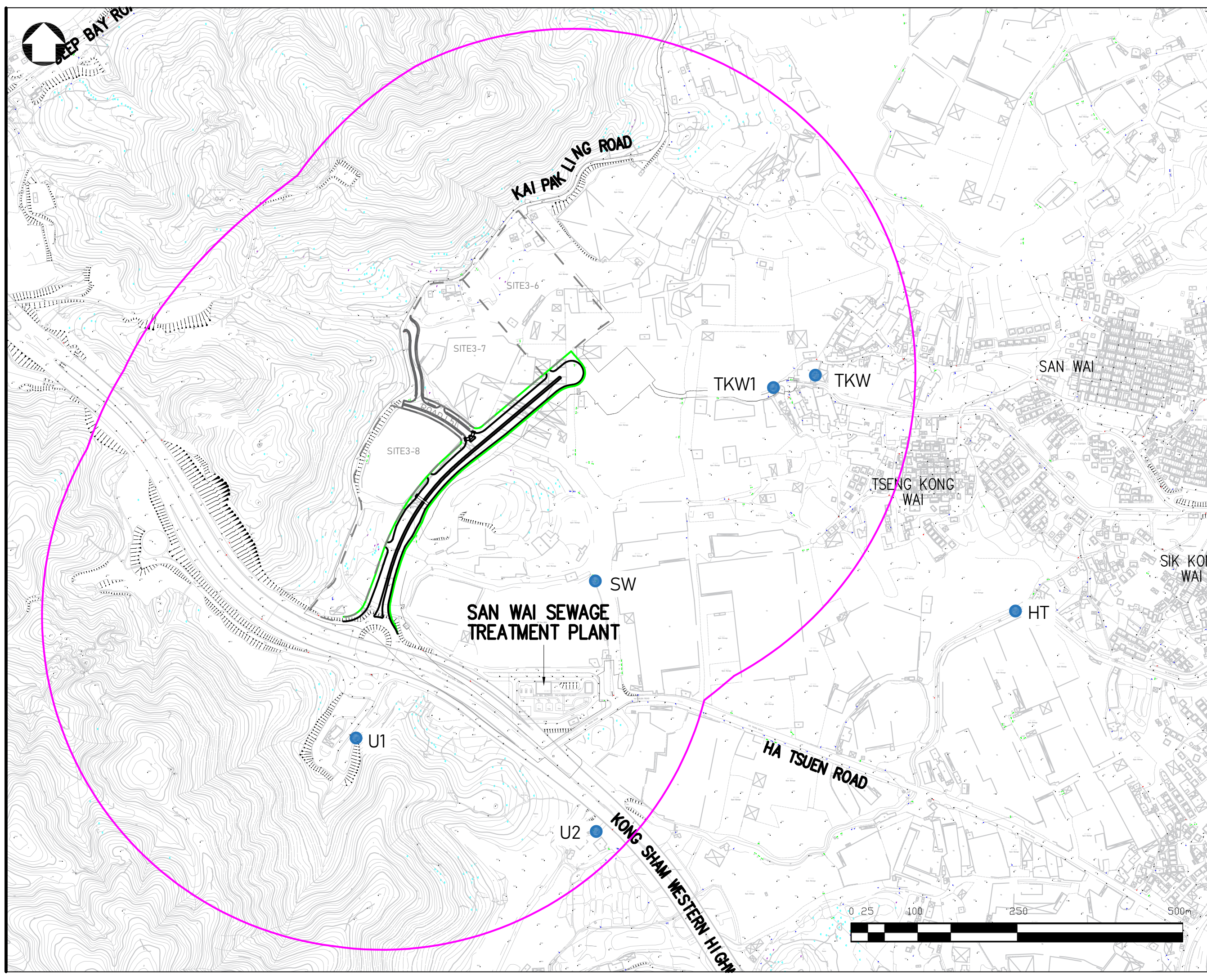
Drawing Title
 Figure A2.1 Locations of Air Quality Monitoring Stations for the EM&A Programme of Road D1

Project Title:
 Service Contract No. WD/02/2021
 Environmental Team for Hung Shui Kiu/
 Ha Tsuen New Development Area
 Stage 1 Works—Site Formation and
 Engineering Infrastructure

Sheet No.	 CEDD Civil Engineering and Development Department
Date	
Scale	


ACUITY
 SUSTAINABILITY
 CONSULTING LIMITED





General Notes

LEGEND:

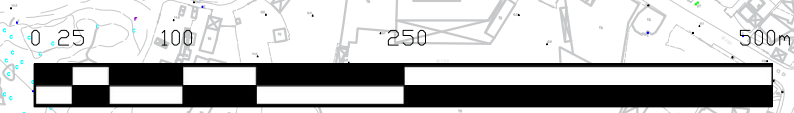
- PROPOSED ROAD
- ▭ SITE BOUNDARY OF ROAD D1
- 500M BUFFER ZONE
- WATER QUALITY MONITORING LOCATIONS

No.	Revision/Issue	Date

Drawing Title
 Figure A2.3 Locations of Water Quality Monitoring Stations for the EM&A of Road D1


Project:
 Service Contract No. WD/02/2021
 Environmental Team for Hung Shui Kiu/ Ha Tsuen New Development Area
 Stage 1 Works—Site Formation and Engineering Infrastructure

Sheet No.	
Date	
Scale	



Appendix A

Construction Programme



Task Critical Task Milestone Summary

ID	Task Name	Duration	Start	Finish	Qtr 2, 2021 Apr May Jun	Qtr 3, 2021 Jul Aug Sep	Qtr 4, 2021 Oct Nov Dec	Qtr 1, 2022 Jan Feb Mar	Qtr 2, 2022 Apr May Jun	Qtr 3, 2022 Jul Aug Sep	Qtr 4, 2022 Oct Nov Dec	Qtr 1, 2023 Jan Feb Mar	Qtr 2, 2023 Apr May Jun	Qtr 3, 2023 Jul Aug Sep	Qtr 4, 2023 Oct Nov Dec	Qtr 1, 2024 Jan Feb Mar	Qtr 2, 2024 Apr May Jun	Qtr 3, 2024 Jul Aug Sep	Qtr 4, 2024 Oct Nov Dec	Qtr 1, 2025 Jan Feb Mar	Qtr 2, 2025 Apr May Jun	Qtr 3, 2025 Jul Aug Sep	Qtr 4, 2025 Oct Nov Dec	Qtr 1, 2026 Jan Feb Mar	Qtr 2, 2026 Apr May Jun
53	Proposal of Security System (PS1.53A)	14 days	Tue 20/4/21	Mon 3/5/21																					
54	Professional photographer and use of aircraft (PS1.55S)	1 day	Thu 29/4/21	Thu 29/4/21																					
55	Procedures for selecting Subcontractors (ACC C9)	21 days	Tue 20/4/21	Mon 10/5/21																					
56	Competitive process for selection of supplier of plant and materials, equipment and insurance (ACC C11)	21 days	Tue 20/4/21	Mon 10/5/21																					
57	Designated bank and payment of wages to all the site personnel (PS29.05)	14 days	Tue 20/4/21	Mon 3/5/21																					
58	Hygiene and Welfare facilities (PS1.50A)	14 days	Thu 29/4/21	Wed 12/5/21																					
59	Necessary Arrangement with Bank to implement the arrangement on payment of wages to Workers (ACC E6)	14 days	Thu 29/4/21	Wed 12/5/21																					
60	Professional video production company and a competent video director (PS1.119)	14 days	Thu 29/4/21	Wed 12/5/21																					
61	Details of ESIS and DRIS System (PS1.129)	14 days	Thu 29/4/21	Wed 12/5/21																					
62	Hoarding Plan (PS1.48)	14 days	Thu 29/4/21	Wed 12/5/21																					
63	Transport for PM and Supervisor (PS1.52)	14 days	Thu 29/4/21	Wed 12/5/21																					
64	Sub-contractor Management Plan (ACC C5)	30 days	Tue 20/4/21	Wed 19/5/21																					
65	Weather Protection Scheme against inclement weather (PS1.86)	30 days	Thu 29/4/21	Fri 28/5/21																					
66	Temp Drainage Management Plan	30 days	Thu 29/4/21	Fri 28/5/21																					
67	Contingency Plan to deal with Flooding	30 days	Thu 29/4/21	Fri 28/5/21																					
68	Supply of Brand New Survey Equipment (PS Appendix 1.17)	30 days	Thu 29/4/21	Fri 28/5/21																					
69	Site Uniform (PS1.88)	30 days	Thu 29/4/21	Fri 28/5/21																					
70	PII insurance Policy	60 days	Tue 20/4/21	Fri 18/6/21																					
71	Book with a certification body acceptable to the Employer the date of audit for the ISO 9001:2015 certification	90 days	Thu 29/4/21	Tue 27/7/21																					
72	Completion of Initial General Submission	0 days	Fri 28/5/21	Fri 28/5/21																					
73	Programme	104 days	Tue 20/4/21	Sun 1/8/21																					
74	First Programme (CDP1 3)	14 days	Tue 20/4/21	Mon 3/5/21																					
75	Acceptance of the First Programme	30 days	Tue 4/5/21	Wed 2/6/21																					
76	Expanded and more detailed version of the first programme (PSA 1.3)	60 days	Thu 3/6/21	Sun 1/8/21																					
77	First Monthly Progress Report (PS1.08A)	30 days	Tue 4/5/21	Wed 2/6/21																					
78	Completion of Initial Programme Submission	0 days	Wed 2/6/21	Wed 2/6/21																					
79	Appointment of Personnel	99 days	Tue 20/4/21	Tue 27/7/21																					
80	Contractor's Labour Officer (PS29.09)	7 days	Tue 20/4/21	Mon 26/4/21																					
81	Contractor's Surveyor (PS1.09)	7 days	Thu 29/4/21	Wed 5/5/21																					
82	List of Staff for Construction Management Team (ACC D1)	14 days	Thu 29/4/21	Wed 12/5/21																					
83	RSO and SS (ACC D1)	14 days	Thu 29/4/21	Wed 12/5/21																					
84	EO and ES (ACC D1)	14 days	Thu 29/4/21	Wed 12/5/21																					
85	Site Agents and Employees (PS1.12)	14 days	Thu 29/4/21	Wed 12/5/21																					
86	Construction Manager (PS1.12A)	14 days	Thu 29/4/21	Wed 12/5/21																					
87	Construction, Landscape and Land Decontamination Leader (PS1.12B)	14 days	Thu 29/4/21	Wed 12/5/21																					
88	Geotechnical Engineer, Geologist, Geotechnical Supervisor and GFT (1.12C)	14 days	Thu 29/4/21	Wed 12/5/21																					
89	Foreman for Road and Drainage Works	14 days	Thu 29/4/21	Wed 12/5/21																					
90	Particulars of Emergency Unit (PS1.99)	14 days	Thu 29/4/21	Wed 12/5/21																					
91	Tree Supervisor (PS26.02)	30 days	Tue 20/4/21	Wed 19/5/21																					
92	Public Relocation Officer (PS 1.12F)	28 days	Thu 29/4/21	Wed 26/5/21																					
93	Quantity Suretying Clerk (PS1.49)	28 days	Thu 29/4/21	Wed 26/5/21																					
94	Field and Drafting assistant (PS1.49C)	28 days	Thu 29/4/21	Wed 26/5/21																					
95	Independent Checking Engineer (PS1.105)	30 days	Thu 29/4/21	Fri 28/5/21																					
96	Employ CEG and TA (PS1.83)	90 days	Thu 29/4/21	Tue 27/7/21																					
97	BIM Team Leader (PS1.108)	90 days	Thu 29/4/21	Tue 27/7/21																					
98	Completion of Construction Management Team Submission	0 days	Fri 28/5/21	Fri 28/5/21																					
99	Safety	42 days	Tue 20/4/21	Mon 31/5/21																					
100	Draft Construction Health and Safety Plan (ACC D6)	14 days	Tue 20/4/21	Mon 3/5/21																					
101	Ad-hoc meeting with Supervisor to discuss the draft Safety Plan (ACC D6)	7 days	Tue 4/5/21	Mon 10/5/21																					
102	Monthly Reports on Safety Performance (ACC D28)	30 days	Tue 20/4/21	Wed 19/5/21																					
103	Monthly Safety Report	30 days	Tue 20/4/21	Wed 19/5/21																					


Task █ Critical Task █ Milestone ◆ Summary ▬

ID	Task Name	Duration	Start	Finish	Qtr 2, 2021 Apr May Jun	Qtr 3, 2021 Jul Aug Sep	Qtr 4, 2021 Oct Nov Dec	Qtr 1, 2022 Jan Feb Mar	Qtr 2, 2022 Apr May Jun	Qtr 3, 2022 Jul Aug Sep	Qtr 4, 2022 Oct Nov Dec	Qtr 1, 2023 Jan Feb Mar	Qtr 2, 2023 Apr May Jun	Qtr 3, 2023 Jul Aug Sep	Qtr 4, 2023 Oct Nov Dec	Qtr 1, 2024 Jan Feb Mar	Qtr 2, 2024 Apr May Jun	Qtr 3, 2024 Jul Aug Sep	Qtr 4, 2024 Oct Nov Dec	Qtr 1, 2025 Jan Feb Mar	Qtr 2, 2025 Apr May Jun	Qtr 3, 2025 Jul Aug Sep	Qtr 4, 2025 Oct Nov Dec	Qtr 1, 2026 Jan Feb Mar	Qtr 2, 2026 Apr May Jun			
104	Submission of Safety Plan (ACC D6)	35 days	Tue 20/4/21	Mon 24/5/21	█																							
105	Establish and conduct first SSC and SSMC meeting (PS1.65)	40 days	Tue 20/4/21	Sat 29/5/21	█																							
106	Site Traffic Safety Management Plan (PS1.71C)	42 days	Tue 20/4/21	Mon 31/5/21	█																							
107	Completion of Initial Safety Submission	0 days	Mon 31/5/21	Mon 31/5/21	◆																							
108	Environmental	328 days	Tue 20/4/21	Sun 13/3/22	→ Environmental																							
109	Register of the DDF and Trip Ticket System	14 days	Tue 20/4/21	Mon 3/5/21	█																							
110	Draft Environmental Management Plan (ACC D20, PS1.97)	21 days	Tue 20/4/21	Mon 10/5/21	█																							
111	Daily Cleaning Supervisor (PS1.32)	21 days	Tue 20/4/21	Mon 10/5/21	█																							
112	Inspection Checklist for Daily Cleaning (PS1.32)	21 days	Tue 20/4/21	Mon 10/5/21	█																							
113	Monthly Reports on Environmental Management (PS1.98)	30 days	Tue 20/4/21	Wed 19/5/21	█																							
114	Rodents Disinfestation Operation	14 days	Thu 29/4/21	Wed 12/5/21	█																							
115	Apply for registration as Chemical Waste Producer (GS25.28)	21 days	Thu 29/4/21	Wed 19/5/21	█																							
116	Trip Ticket System Proposal	21 days	Thu 29/4/21	Wed 19/5/21	█																							
117	Site Management Plan for implementation of Trip Ticket System (PS25.25S)	45 days	Tue 20/4/21	Thu 3/6/21	█																							
118	Finalized Environmental Mangement Plan	45 days	Tue 20/4/21	Thu 3/6/21	█																							
119	Appoint ET and ET Leader	42 days	Tue 20/4/21	Mon 31/5/21	█																							
120	Application of Discharge License - First Batch	45 days	Thu 29/4/21	Sat 12/6/21	█																							
121	Application of Discharge License - Second Batch	45 days	Sat 28/8/21	Mon 11/10/21		█																						
122	Application of Discharge License - Third Batch	45 days	Fri 28/1/22	Sun 13/3/22			█																					
123	Completion of Initial Environmental Submission	0 days	Thu 3/6/21	Thu 3/6/21	◆																							
124	Ready for Commencement of Site Works	0 days	Thu 3/6/21	Thu 3/6/21	◆																							
125	Public Relation	60 days	Thu 29/4/21	Sun 27/6/21	→ Public Relation																							
126	Provision of PRO (PS1.12F)	30 days	Thu 29/4/21	Fri 28/5/21	█																							
127	Setup 24-hour telephone line cum information centre	60 days	Thu 29/4/21	Sun 27/6/21	█																							
128	Traffic Management	147 days	Thu 29/4/21	Wed 22/9/21	→ Traffic Management																							
129	Traffic Consultant and Traffic Engineer (PS1.16A)	7 days	Thu 29/4/21	Wed 5/5/21	█																							
130	Prepare Detailed Construction Sequence with associated TTA and obtain endorsement in principle	24 days	Thu 1/7/21	Sat 24/7/21		█																						
131	Setup TMLG	30 days	Sun 25/7/21	Mon 23/8/21			█																					
132	Setup SLG	30 days	Sun 25/7/21	Mon 23/8/21			█																					
133	Arrange First TMLG meeting	30 days	Tue 24/8/21	Wed 22/9/21			█																					
134	Excavation Permit	395 days	Thu 29/4/21	Sat 28/5/22	→ Excavation Permit																							
135	Request employer to apply for XP (ACC D18)	7 days	Thu 29/4/21	Wed 5/5/21	█																							
136	1st Batch of XP (Ping Ha Road)	100 days	Thu 6/5/21	Fri 13/8/21	→ 1st Batch of XP (Ping Ha Road)																							
137	Prepare particular for XP Application	40 days	Thu 6/5/21	Mon 14/6/21	█																							
138	Application and approval of Excavation Permit for street maintained by HyD - (ACC D18)	60 days	Tue 15/6/21	Fri 13/8/21	█																							
139	2nd Batch of XP (Ha Tsuen Road)	120 days	Sun 29/8/21	Sun 26/12/21	→ 2nd Batch of XP (Ha Tsuen Road)																							
140	Prepare particular for XP Application	60 days	Sun 29/8/21	Wed 27/10/21		█																						
141	Application and approval of Excavation Permit for street maintained by HyD -(ACC D18)	60 days	Thu 28/10/21	Sun 26/12/21		█																						
142	3rd Batch of XP (Fung Kong Tsuen Road)	120 days	Sat 29/1/22	Sat 28/5/22	→ 3rd Batch of XP (Fung Kong Tsuen Road)																							
143	Prepare particular for XP Application	60 days	Sat 29/1/22	Tue 29/3/22			█																					
144	Application and approval of Excavation Permit for street maintained by HyD -(ACC D18)	60 days	Wed 30/3/22	Sat 28/5/22			█																					
145	Utilities Works	1458 days	Thu 29/4/21	Fri 25/4/25	→ Utilities Works																							
146	Setup of Utilities Liaison Group	90 days	Thu 29/4/21	Tue 27/7/21	█																							
147	Diversion Scheme of Existing Utilities, if any	335 days	Wed 28/7/21	Mon 27/6/22	→ Diversion Scheme of Existing Utilities, if any																							
148	Drainage Diversion (Existing Stream at Road D1)	150 days	Sat 29/1/22	Mon 27/6/22				█																				
149	Exisiting Service at Road D1 and L51	60 days	Sun 26/9/21	Wed 24/11/21			█																					
150	Exisiting Service at Road L53 and L54	60 days	Wed 28/7/21	Sat 25/9/21			█																					
151	New Utilities Connection	684 days	Mon 12/6/23	Fri 25/4/25	→ New Utilities Connection																							
152	Watermain	634 days	Tue 1/8/23	Fri 25/4/25	→ Watermain																							
153	Road D1, L51 and Ha Tsuen Road	60 days	Sun 23/6/24	Wed 21/8/24																								
154	Road L53 and L54	30 days	Tue 1/8/23	Wed 30/8/23																								
155	Ping Ha Road	30 days	Thu 27/3/25	Fri 25/4/25																								
156	Road Lighting System	420 days	Wed 30/8/23	Tue 22/10/24	→ Road Lighting System																							
157	Road D1 and L51	60 days	Sat 24/8/24	Tue 22/10/24																								
158	Road L53 and L54	60 days	Wed 30/8/23	Sat 28/10/23																								


Task █ Critical Task █ Milestone ◆ Summary →

ID	Task Name	Duration	Start	Finish	Qtr 2, 2021 Apr May Jun	Qtr 3, 2021 Jul Aug Sep	Qtr 4, 2021 Oct Nov Dec	Qtr 1, 2022 Jan Feb Mar	Qtr 2, 2022 Apr May Jun	Qtr 3, 2022 Jul Aug Sep	Qtr 4, 2022 Oct Nov Dec	Qtr 1, 2023 Jan Feb Mar	Qtr 2, 2023 Apr May Jun	Qtr 3, 2023 Jul Aug Sep	Qtr 4, 2023 Oct Nov Dec	Qtr 1, 2024 Jan Feb Mar	Qtr 2, 2024 Apr May Jun	Qtr 3, 2024 Jul Aug Sep	Qtr 4, 2024 Oct Nov Dec	Qtr 1, 2025 Jan Feb Mar	Qtr 2, 2025 Apr May Jun	Qtr 3, 2025 Jul Aug Sep	Qtr 4, 2025 Oct Nov Dec	Qtr 1, 2026 Jan Feb Mar	Qtr 2, 2026 Apr May Jun
159	CLP	379 days	Mon 12/6/23	Mon 24/6/24	CLP																				
160	Road D1 and L51	60 days	Fri 26/4/24	Mon 24/6/24	Road D1 and L51																				
161	Road L53 and L54	60 days	Mon 12/6/23	Thu 10/8/23	Road L53 and L54																				
162	Telecom (HKT, HGC, HKBN)	379 days	Mon 12/6/23	Mon 24/6/24	Telecom (HKT, HGC, HKBN)																				
163	Road D1 and L51	60 days	Fri 26/4/24	Mon 24/6/24	Road D1 and L51																				
164	Road L53 and L54	60 days	Mon 12/6/23	Thu 10/8/23	Road L53 and L54																				
165	Procurement	300 days	Wed 28/4/21	Mon 21/2/22	Procurement																				
166	Subcontracting / Procurement	132 days	Thu 29/4/21	Tue 7/9/21	Subcontracting / Procurement																				
167	Traffic Consultant	63 days	Thu 29/4/21	Wed 30/6/21	Traffic Consultant																				
168	Subletting	28 days	Thu 29/4/21	Wed 26/5/21	Subletting																				
169	Submission and Approval	35 days	Thu 27/5/21	Wed 30/6/21	Submission and Approval																				
170	Independent Checking Engineer	63 days	Thu 29/4/21	Wed 30/6/21	Independent Checking Engineer																				
171	Subletting	28 days	Thu 29/4/21	Wed 26/5/21	Subletting																				
172	Submission and Approval	35 days	Thu 27/5/21	Wed 30/6/21	Submission and Approval																				
173	PM's Accomodation (MiC Method)	63 days	Thu 29/4/21	Wed 30/6/21	PM's Accomodation (MiC Method)																				
174	Subletting	28 days	Thu 29/4/21	Wed 26/5/21	Subletting																				
175	Submission and Approval	35 days	Thu 27/5/21	Wed 30/6/21	Submission and Approval																				
176	Environmental Team and Team Leader	63 days	Thu 29/4/21	Wed 30/6/21	Environmental Team and Team Leader																				
177	Subletting	28 days	Thu 29/4/21	Wed 26/5/21	Subletting																				
178	Submission and Approval	35 days	Thu 27/5/21	Wed 30/6/21	Submission and Approval																				
179	Tree Survey and Treatment	63 days	Thu 29/4/21	Wed 30/6/21	Tree Survey and Treatment																				
180	Subletting	28 days	Thu 29/4/21	Wed 26/5/21	Subletting																				
181	Submission and Approval	35 days	Thu 27/5/21	Wed 30/6/21	Submission and Approval																				
182	Specialist for Decontamination Works	63 days	Thu 29/4/21	Wed 30/6/21	Specialist for Decontamination Works																				
183	Subletting	28 days	Thu 29/4/21	Wed 26/5/21	Subletting																				
184	Submission and Approval	35 days	Thu 27/5/21	Wed 30/6/21	Submission and Approval																				
185	BIM Service	63 days	Thu 29/4/21	Wed 30/6/21	BIM Service																				
186	Subletting	28 days	Thu 29/4/21	Wed 26/5/21	Subletting																				
187	Submission and Approval	35 days	Thu 27/5/21	Wed 30/6/21	Submission and Approval																				
188	Rebar Supply	63 days	Wed 7/7/21	Tue 7/9/21	Rebar Supply																				
189	Subletting	28 days	Wed 7/7/21	Tue 3/8/21	Subletting																				
190	Submission and Approval	35 days	Wed 4/8/21	Tue 7/9/21	Submission and Approval																				
191	Concrete Supply	63 days	Wed 7/7/21	Tue 7/9/21	Concrete Supply																				
192	Subletting	28 days	Wed 7/7/21	Tue 3/8/21	Subletting																				
193	Submission and Approval	35 days	Wed 4/8/21	Tue 7/9/21	Submission and Approval																				
194	Bitumen Supply and Paving	63 days	Wed 7/7/21	Tue 7/9/21	Bitumen Supply and Paving																				
195	Subletting	28 days	Wed 7/7/21	Tue 3/8/21	Subletting																				
196	Submission and Approval	35 days	Wed 4/8/21	Tue 7/9/21	Submission and Approval																				
197	Ground Investigation Works	63 days	Wed 7/7/21	Tue 7/9/21	Ground Investigation Works																				
198	Subletting	28 days	Wed 7/7/21	Tue 3/8/21	Subletting																				
199	Submission and Approval	35 days	Wed 4/8/21	Tue 7/9/21	Submission and Approval																				
200	Demolition Works	63 days	Wed 7/7/21	Tue 7/9/21	Demolition Works																				
201	Subletting	28 days	Wed 7/7/21	Tue 3/8/21	Subletting																				
202	Submission and Approval	35 days	Wed 4/8/21	Tue 7/9/21	Submission and Approval																				
203	Pipe Jacking Works	63 days	Thu 29/4/21	Wed 30/6/21	Pipe Jacking Works																				
204	Subletting	28 days	Thu 29/4/21	Wed 26/5/21	Subletting																				
205	Submission and Approval	35 days	Thu 27/5/21	Wed 30/6/21	Submission and Approval																				
206	Road Marking	63 days	Wed 7/7/21	Tue 7/9/21	Road Marking																				
207	Subletting	28 days	Wed 7/7/21	Tue 3/8/21	Subletting																				
208	Submission and Approval	35 days	Wed 4/8/21	Tue 7/9/21	Submission and Approval																				
209	Road Lighting System (Design and Install)	63 days	Wed 7/7/21	Tue 7/9/21	Road Lighting System (Design and Install)																				
210	Subletting	28 days	Wed 7/7/21	Tue 3/8/21	Subletting																				
211	Submission and Approval	35 days	Wed 4/8/21	Tue 7/9/21	Submission and Approval																				
212	Landscaping Works	63 days	Wed 7/7/21	Tue 7/9/21	Landscaping Works																				
213	Subletting	28 days	Wed 7/7/21	Tue 3/8/21	Subletting																				
214	Submission and Approval	35 days	Wed 4/8/21	Tue 7/9/21	Submission and Approval																				
215	E&M Works	63 days	Wed 7/7/21	Tue 7/9/21	E&M Works																				
216	Subletting	28 days	Wed 7/7/21	Tue 3/8/21	Subletting																				


Task Critical Task Milestone Summary




Task █ Critical Task █ Milestone ◆ Summary ▬



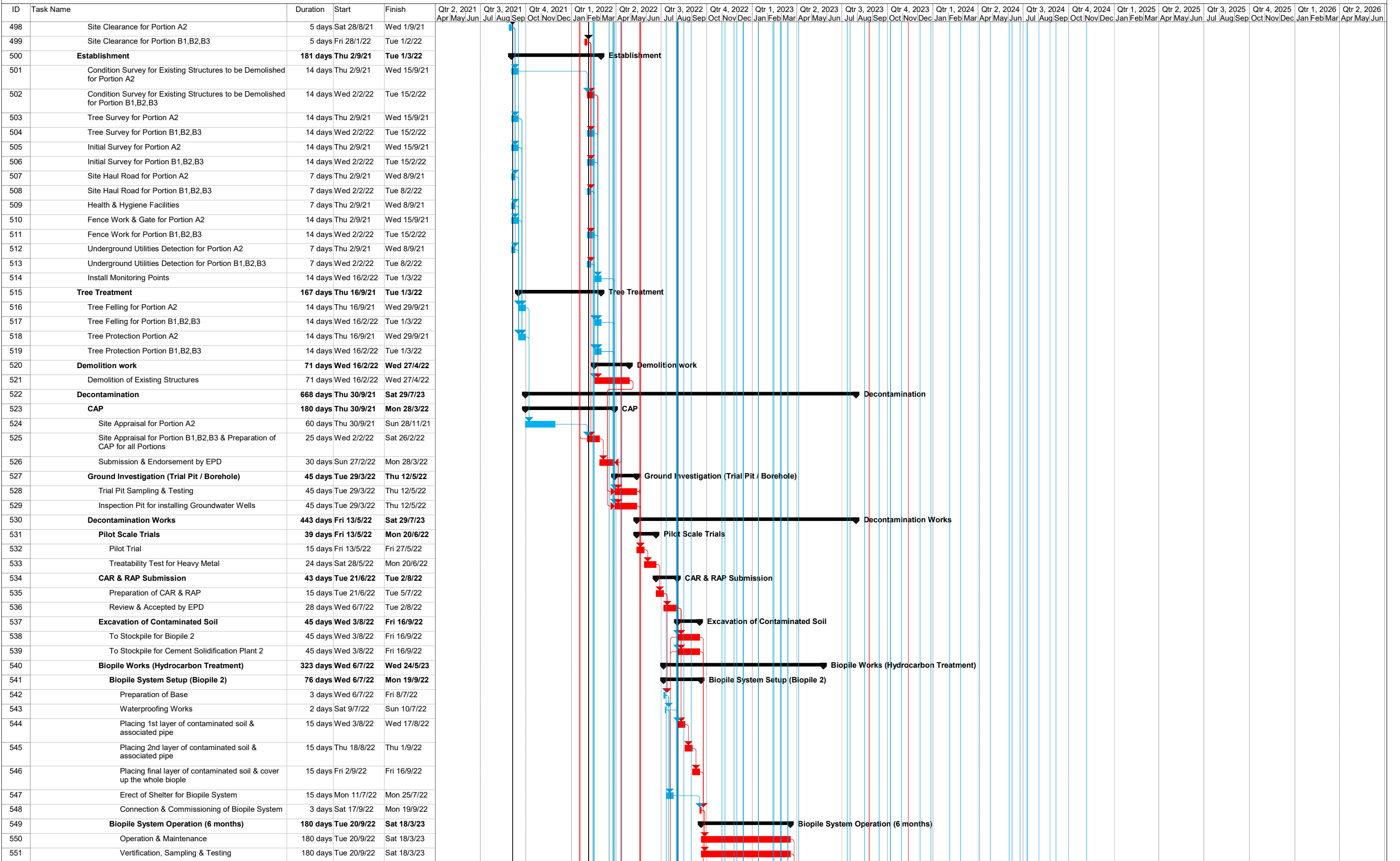
Task █ Critical Task █ Milestone ◆ Summary ▬



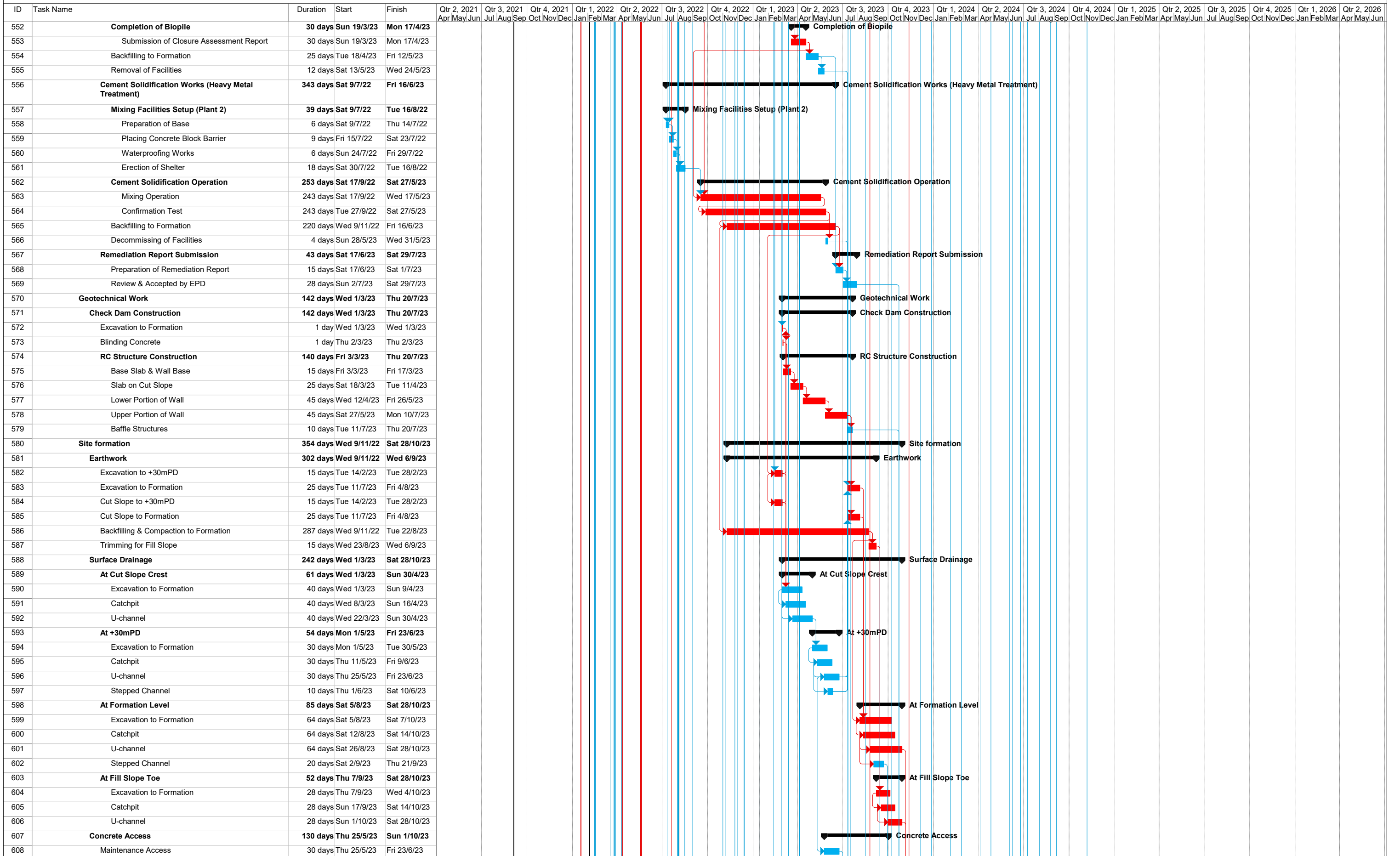
Task █ Critical Task █ Milestone ◆ Summary ▬



Task █ Critical Task █ Milestone ◆ Summary ▬



Task ■ Critical Task ■ Milestone ◆ Summary ▬

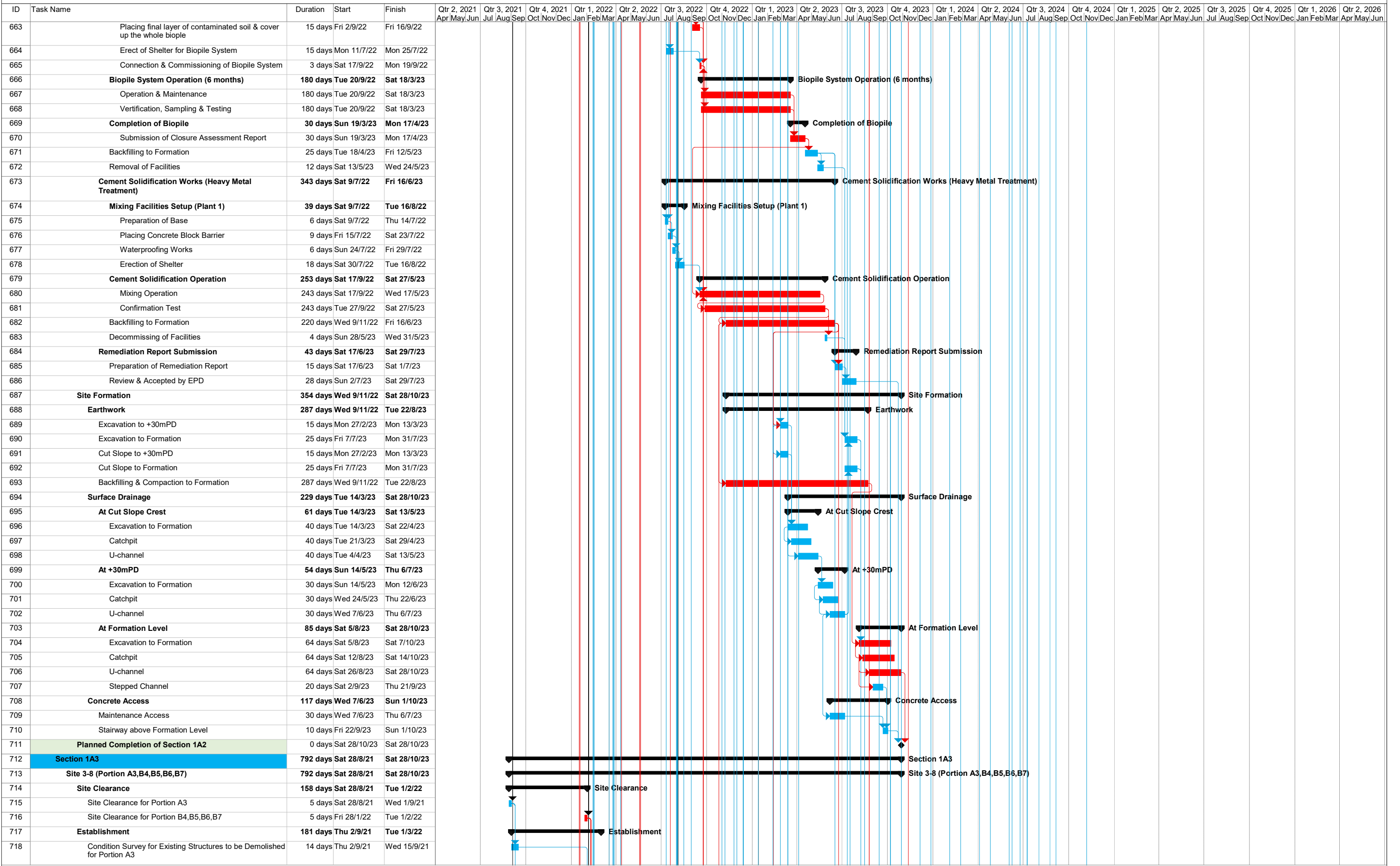


Task Critical Task Milestone Summary

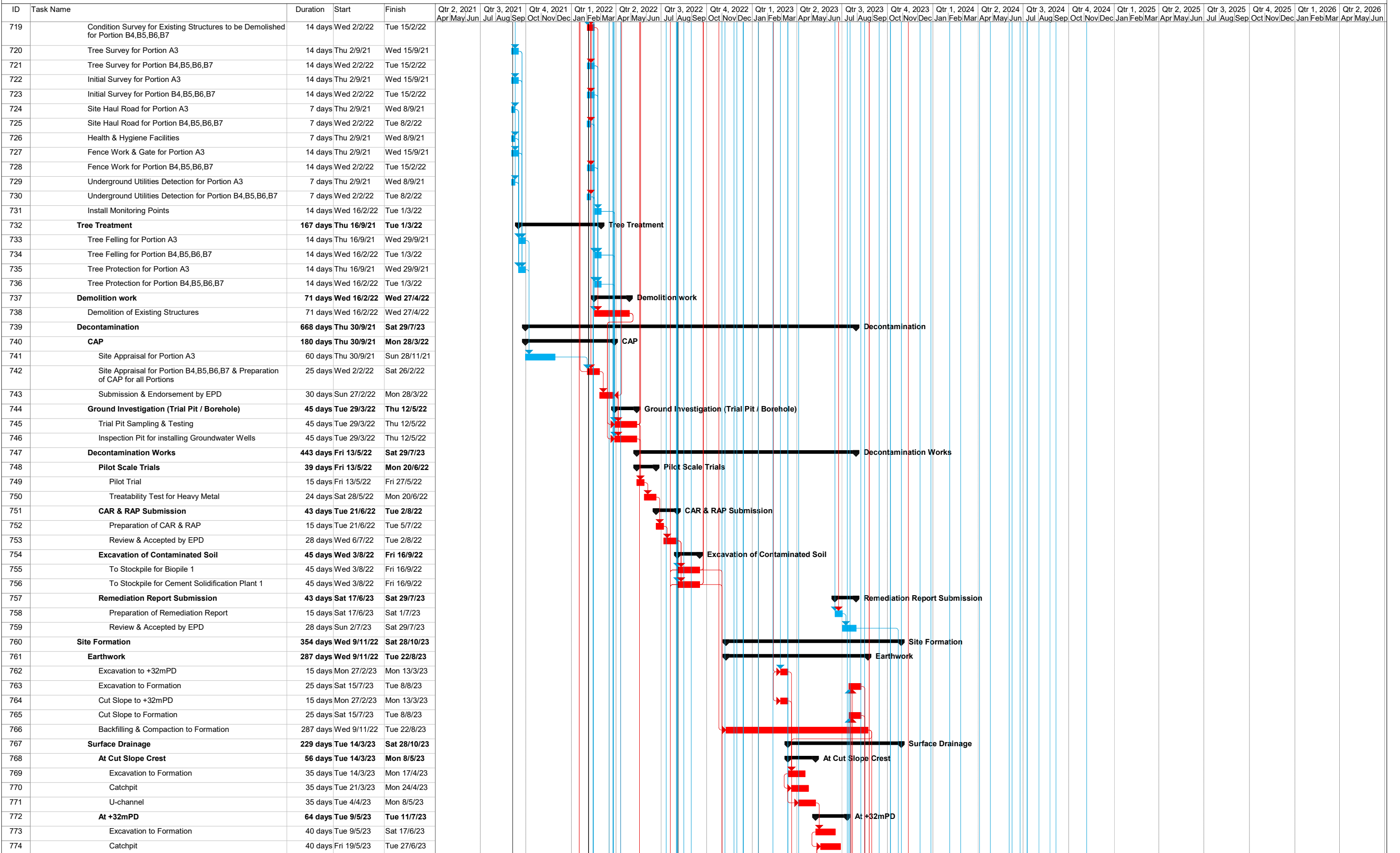
Hung Shui Kiu/Ha Tsuen New Development Area Stage 1 Works -
Site Formation and Engineering Infrastructure

ID	Task Name	Duration	Start	Finish	Qtr 2, 2021 Apr/May/Jun	Qtr 3, 2021 Jul/Aug/Sep	Qtr 4, 2021 Oct/Nov/Dec	Qtr 1, 2022 Jan/Feb/Mar	Qtr 2, 2022 Apr/May/Jun	Qtr 3, 2022 Jul/Aug/Sep	Qtr 4, 2022 Oct/Nov/Dec	Qtr 1, 2023 Jan/Feb/Mar	Qtr 2, 2023 Apr/May/Jun	Qtr 3, 2023 Jul/Aug/Sep	Qtr 4, 2023 Oct/Nov/Dec	Qtr 1, 2024 Jan/Feb/Mar	Qtr 2, 2024 Apr/May/Jun	Qtr 3, 2024 Jul/Aug/Sep	Qtr 4, 2024 Oct/Nov/Dec	Qtr 1, 2025 Jan/Feb/Mar	Qtr 2, 2025 Apr/May/Jun	Qtr 3, 2025 Jul/Aug/Sep	Qtr 4, 2025 Oct/Nov/Dec	Qtr 1, 2026 Jan/Feb/Mar	Qtr 2, 2026 Apr/May/Jun	
609	Stairway above +30mPD	10 days	Sat 24/6/23	Mon 3/7/23																						
610	Stairway above Formation Level	10 days	Fri 22/9/23	Sun 1/10/23																						
611	Planned Completion of Section 1A1	0 days	Sat 28/10/23	Sat 28/10/23																						
612	Section 1A2	792 days	Sat 28/8/21	Sat 28/10/23																						
613	Site 3-7 (Portion A2,B2,B3,B5)	792 days	Sat 28/8/21	Sat 28/10/23																						
614	Site Clearance	158 days	Sat 28/8/21	Tue 1/2/22																						
615	Site Clearance for Portion A2	5 days	Sat 28/8/21	Wed 1/9/21																						
616	Site Clearance for Portion B2,B3,B5	5 days	Fri 28/1/22	Tue 1/2/22																						
617	Establishment	181 days	Thu 2/9/21	Tue 1/3/22																						
618	Condition Survey for Existing Structures to be Demolished for Portion A2	14 days	Thu 2/9/21	Wed 15/9/21																						
619	Condition Survey for Existing Structures to be Demolished for Portion B2,B3,B5	14 days	Wed 2/2/22	Tue 15/2/22																						
620	Tree Survey for Portion A2	14 days	Thu 2/9/21	Wed 15/9/21																						
621	Tree Survey for Portion B2,B3,B5	14 days	Wed 2/2/22	Tue 15/2/22																						
622	Initial Survey for Portion A2	14 days	Thu 2/9/21	Wed 15/9/21																						
623	Initial Survey for Portion B2,B3,B5	14 days	Wed 2/2/22	Tue 15/2/22																						
624	Site Haul Road for Portion A2	7 days	Thu 2/9/21	Wed 8/9/21																						
625	Site Haul Road for Portion B2,B3,B5	7 days	Wed 2/2/22	Tue 8/2/22																						
626	Health & Hygiene Facilities	7 days	Thu 2/9/21	Wed 8/9/21																						
627	Fence Work & Gate for Portion A2	14 days	Thu 2/9/21	Wed 15/9/21																						
628	Fence Work for Portion B2,B3,B5	14 days	Wed 2/2/22	Tue 15/2/22																						
629	Underground Utilities Detection for Portion A2	7 days	Thu 2/9/21	Wed 8/9/21																						
630	Underground Utilities Detection for Portion B2,B3,B5	7 days	Wed 2/2/22	Tue 8/2/22																						
631	Install Monitoring Points	14 days	Wed 16/2/22	Tue 1/3/22																						
632	Tree Treatment	167 days	Thu 16/9/21	Tue 1/3/22																						
633	Tree Felling for Portion A2	14 days	Thu 16/9/21	Wed 29/9/21																						
634	Tree Felling for Portion B2,B3,B5	14 days	Wed 16/2/22	Tue 1/3/22																						
635	Tree Protection Portion A2	14 days	Thu 16/9/21	Wed 29/9/21																						
636	Tree Protection Portion B2,B3,B5	14 days	Wed 16/2/22	Tue 1/3/22																						
637	Demolition work	71 days	Wed 16/2/22	Wed 27/4/22																						
638	Demolition of Existing Structures	71 days	Wed 16/2/22	Wed 27/4/22																						
639	Decontamination	668 days	Thu 30/9/21	Sat 29/7/23																						
640	CAP	180 days	Thu 30/9/21	Mon 28/3/22																						
641	Site Appraisal for Portion A2	60 days	Thu 30/9/21	Sun 28/11/21																						
642	Site Appraisal for Portion B2,B3,B5 & Preparation of CAP for all Portions	25 days	Wed 2/2/22	Sat 26/2/22																						
643	Submission & Endorsement by EPD	30 days	Sun 27/2/22	Mon 28/3/22																						
644	Ground Investigation (Trial Pit / Borehole)	45 days	Tue 29/3/22	Thu 12/5/22																						
645	Trial Pit Sampling & Testing	45 days	Tue 29/3/22	Thu 12/5/22																						
646	Inspection Pit for installing Groundwater Wells	45 days	Tue 29/3/22	Thu 12/5/22																						
647	Decontamination Works	443 days	Fri 13/5/22	Sat 29/7/23																						
648	Pilot Scale Trials	39 days	Fri 13/5/22	Mon 20/6/22																						
649	Pilot Trial	15 days	Fri 13/5/22	Fri 27/5/22																						
650	Treatability Test for Heavy Metal	24 days	Sat 28/5/22	Mon 20/6/22																						
651	CAR & RAP Submission	43 days	Tue 21/6/22	Tue 2/8/22																						
652	Preparation of CAR & RAP	15 days	Tue 21/6/22	Tue 5/7/22																						
653	Review & Accepted by EPD	28 days	Wed 6/7/22	Tue 2/8/22																						
654	Excavation of Contaminated Soil	45 days	Wed 3/8/22	Fri 16/9/22																						
655	To Stockpile for Biopile 1	45 days	Wed 3/8/22	Fri 16/9/22																						
656	To Stockpile for Cement Solidification Plant 1	45 days	Wed 3/8/22	Fri 16/9/22																						
657	Biopile Works (Hydrocarbon Treatment)	323 days	Wed 6/7/22	Wed 24/5/23																						
658	Biopile System Setup (Biopile 1)	76 days	Wed 6/7/22	Mon 19/9/22																						
659	Preparation of Base	3 days	Wed 6/7/22	Fri 8/7/22																						
660	Waterproofing Works	2 days	Sat 9/7/22	Sun 10/7/22																						
661	Placing 1st layer of contaminated soil & associated pipe	15 days	Wed 3/8/22	Wed 17/8/22																						
662	Placing 2nd layer of contaminated soil & associated pipe	15 days	Thu 18/8/22	Thu 1/9/22																						

Task ■ Critical Task ■ Milestone ◆ Summary ▬



Task ■ Critical Task ■ Milestone ◆ Summary ▬



Task █ Critical Task █ Milestone ◆ Summary ▬

Hung Shui Kiu/Ha Tsuen New Development Area Stage 1 Works -
Site Formation and Engineering Infrastructure

ID	Task Name	Duration	Start	Finish	Qtr 2, 2021 Apr/May/June	Qtr 3, 2021 Jul/Aug/Sep	Qtr 4, 2021 Oct/Nov/Dec	Qtr 1, 2022 Jan/Feb/Mar	Qtr 2, 2022 Apr/May/June	Qtr 3, 2022 Jul/Aug/Sep	Qtr 4, 2022 Oct/Nov/Dec	Qtr 1, 2023 Jan/Feb/Mar	Qtr 2, 2023 Apr/May/June	Qtr 3, 2023 Jul/Aug/Sep	Qtr 4, 2023 Oct/Nov/Dec	Qtr 1, 2024 Jan/Feb/Mar	Qtr 2, 2024 Apr/May/June	Qtr 3, 2024 Jul/Aug/Sep	Qtr 4, 2024 Oct/Nov/Dec	Qtr 1, 2025 Jan/Feb/Mar	Qtr 2, 2025 Apr/May/June	Qtr 3, 2025 Jul/Aug/Sep	Qtr 4, 2025 Oct/Nov/Dec	Qtr 1, 2026 Jan/Feb/Mar	Qtr 2, 2026 Apr/May/June	
775	U-channel	40 days	Fri 2/6/23	Tue 11/7/23																						
776	Stepped Channel	10 days	Fri 9/6/23	Sun 18/6/23																						
777	At Formation Level	81 days	Wed 9/8/23	Sat 28/10/23																						
778	Excavation to Formation	60 days	Wed 9/8/23	Sat 7/10/23																						
779	Catchpit	60 days	Wed 16/8/23	Sat 14/10/23																						
780	U-channel	60 days	Wed 30/8/23	Sat 28/10/23																						
781	Stepped Channel	20 days	Wed 6/9/23	Mon 25/9/23																						
782	Concrete Access	136 days	Fri 2/6/23	Sun 15/10/23																						
783	Maintenance Access	40 days	Fri 2/6/23	Tue 11/7/23																						
784	Stairway above +32mPD	3 days	Wed 12/7/23	Fri 14/7/23																						
785	Stairway above Formation Level	20 days	Tue 26/9/23	Sun 15/10/23																						
786	Planned Completion of Section 1A3	0 days	Sat 28/10/23	Sat 28/10/23																						
787	Section 1A4	639 days	Fri 28/1/22	Sat 28/10/23																						
788	Site 2-18 (Portion B11)	639 days	Fri 28/1/22	Sat 28/10/23																						
789	Site Clearance	3 days	Fri 28/1/22	Sun 30/1/22																						
790	Establishment	14 days	Mon 31/1/22	Sun 13/2/22																						
791	Condition Survey for Existing Structures to be Demolished	14 days	Mon 31/1/22	Sun 13/2/22																						
792	Tree Survey	14 days	Mon 31/1/22	Sun 13/2/22																						
793	Initial Survey	14 days	Mon 31/1/22	Sun 13/2/22																						
794	Site Haul Road	7 days	Mon 31/1/22	Sun 6/2/22																						
795	Health & Hygiene Facilities	7 days	Mon 31/1/22	Sun 6/2/22																						
796	Fence Work	14 days	Mon 31/1/22	Sun 13/2/22																						
797	Underground Utilities Detection	7 days	Mon 31/1/22	Sun 6/2/22																						
798	Install Monitoring Points	14 days	Mon 31/1/22	Sun 13/2/22																						
799	Tree Treatment	14 days	Mon 14/2/22	Sun 27/2/22																						
800	Tree Felling	14 days	Mon 14/2/22	Sun 27/2/22																						
801	Tree Protection	14 days	Mon 14/2/22	Sun 27/2/22																						
802	Demolition work	41 days	Mon 14/2/22	Sat 26/3/22																						
803	Demolition of Existing Structures	41 days	Mon 14/2/22	Sat 26/3/22																						
804	Decontamination	543 days	Mon 31/1/22	Thu 27/7/23																						
805	CAP	55 days	Mon 31/1/22	Sat 26/3/22																						
806	Site Appraisal & Preparation of CAP	25 days	Mon 31/1/22	Thu 24/2/22																						
807	Submission & Endorsement by EPD	30 days	Fri 25/2/22	Sat 26/3/22																						
808	Ground Investigation (Trial Pit / Borehole)	45 days	Sun 27/3/22	Tue 10/5/22																						
809	Trial Pit Sampling & Testing	45 days	Sun 27/3/22	Tue 10/5/22																						
810	Inspection Pit for installing Groundwater Wells	45 days	Sun 27/3/22	Tue 10/5/22																						
811	Decontamination Works	443 days	Wed 11/5/22	Thu 27/7/23																						
812	Pilot Scale Trials	39 days	Wed 11/5/22	Sat 18/6/22																						
813	Pilot Trial	15 days	Wed 11/5/22	Wed 25/5/22																						
814	Treatability Test for Heavy Metal	24 days	Thu 26/5/22	Sat 18/6/22																						
815	CAR & RAP Submission	43 days	Sun 19/6/22	Sun 31/7/22																						
816	Preparation of CAR & RAP	15 days	Sun 19/6/22	Sun 3/7/22																						
817	Review & Accepted by EPD	28 days	Mon 4/7/22	Sun 31/7/22																						
818	Excavation of Contaminated Soil	45 days	Mon 1/8/22	Wed 14/9/22																						
819	To Stockpile for Biopile 3	45 days	Mon 1/8/22	Wed 14/9/22																						
820	To Stockpile for Cement Solidification Plant 3	45 days	Mon 1/8/22	Wed 14/9/22																						
821	Biopile Works (Hydrocarbon Treatment)	323 days	Mon 4/7/22	Mon 22/5/23																						
822	Biopile System Setup (Biopile 3)	76 days	Mon 4/7/22	Sat 17/9/22																						
823	Preparation of Base	3 days	Mon 4/7/22	Wed 6/7/22																						
824	Waterproofing Works	2 days	Thu 7/7/22	Fri 8/7/22																						
825	Placing 1st layer of contaminated soil & associated pipe	15 days	Mon 1/8/22	Mon 15/8/22																						
826	Placing 2nd layer of contaminated soil & associated pipe	15 days	Tue 16/8/22	Tue 30/8/22																						
827	Placing final layer of contaminated soil & cover up the whole biopile	15 days	Wed 31/8/22	Wed 14/9/22																						
828	Erect of Shelter for Biopile System	15 days	Sat 9/7/22	Sat 23/7/22																						
829	Connection & Commissioning of Biopile System	3 days	Thu 15/9/22	Sat 17/9/22																						


Task █ Critical Task █ Milestone ◆ Summary ▬

ID	Task Name	Duration	Start	Finish	Qtr 2, 2021 Apr/May/June	Qtr 3, 2021 Jul/Aug/Sep	Qtr 4, 2021 Oct/Nov/Dec	Qtr 1, 2022 Jan/Feb/Mar	Qtr 2, 2022 Apr/May/June	Qtr 3, 2022 Jul/Aug/Sep	Qtr 4, 2022 Oct/Nov/Dec	Qtr 1, 2023 Jan/Feb/Mar	Qtr 2, 2023 Apr/May/June	Qtr 3, 2023 Jul/Aug/Sep	Qtr 4, 2023 Oct/Nov/Dec	Qtr 1, 2024 Jan/Feb/Mar	Qtr 2, 2024 Apr/May/June	Qtr 3, 2024 Jul/Aug/Sep	Qtr 4, 2024 Oct/Nov/Dec	Qtr 1, 2025 Jan/Feb/Mar	Qtr 2, 2025 Apr/May/June	Qtr 3, 2025 Jul/Aug/Sep	Qtr 4, 2025 Oct/Nov/Dec	Qtr 1, 2026 Jan/Feb/Mar	Qtr 2, 2026 Apr/May/June
830	Biopile System Operation (6 months)	180 days	Sun 18/9/22	Thu 16/3/23																					
831	Operation & Maintenance	180 days	Sun 18/9/22	Thu 16/3/23																					
832	Verification, Sampling & Testing	180 days	Sun 18/9/22	Thu 16/3/23																					
833	Completion of Biopile	30 days	Fri 17/3/23	Sat 15/4/23																					
834	Submission of Closure Assessment Report	30 days	Fri 17/3/23	Sat 15/4/23																					
835	Backfilling to Formation	25 days	Sun 16/4/23	Wed 10/5/23																					
836	Removal of Facilities	12 days	Thu 11/5/23	Mon 22/5/23																					
837	Cement Solidification Works (Heavy Metal Treatment)	343 days	Thu 7/7/22	Wed 14/6/23																					
838	Mixing Facilities Setup (Plant 3)	39 days	Thu 7/7/22	Sun 14/8/22																					
839	Preparation of Base	6 days	Thu 7/7/22	Tue 12/7/22																					
840	Placing Concrete Block Barrier	9 days	Wed 13/7/22	Thu 21/7/22																					
841	Waterproofing Works	6 days	Fri 22/7/22	Wed 27/7/22																					
842	Erection of Shelter	18 days	Thu 28/7/22	Sun 14/8/22																					
843	Cement Solidification Operation	253 days	Thu 15/9/22	Thu 25/5/23																					
844	Mixing Operation	243 days	Thu 15/9/22	Mon 15/5/23																					
845	Confirmation Test	243 days	Sun 25/9/22	Thu 25/5/23																					
846	Backfilling to Formation	220 days	Mon 7/11/22	Wed 14/6/23																					
847	Decommissioning of Facilities	4 days	Fri 26/5/23	Mon 29/5/23																					
848	Remediation Report Submission	43 days	Thu 15/6/23	Thu 27/7/23																					
849	Preparation of Remediation Report	15 days	Thu 15/6/23	Thu 29/6/23																					
850	Review & Accepted by EPD	28 days	Fri 30/6/23	Thu 27/7/23																					
851	Site formation	356 days	Mon 7/11/22	Sat 28/10/23																					
852	Earthwork	305 days	Mon 7/11/22	Thu 7/9/23																					
853	Backfilling & Compaction to Formation	290 days	Mon 7/11/22	Wed 23/8/23																					
854	Trimming for Fill Slope	15 days	Thu 24/8/23	Thu 7/9/23																					
855	Surface Drainage	51 days	Fri 8/9/23	Sat 28/10/23																					
856	At Formation Level	51 days	Fri 8/9/23	Sat 28/10/23																					
857	Excavation to Formation	30 days	Fri 8/9/23	Sat 7/10/23																					
858	Catchpit	30 days	Fri 15/9/23	Sat 14/10/23																					
859	U-channel	30 days	Fri 29/9/23	Sat 28/10/23																					
860	Planned Completion of Section 1A4	0 days	Sat 28/10/23	Sat 28/10/23																					
861	Section 1A5	792 days	Sat 28/8/21	Sat 28/10/23																					
862	Site 2-19 (Portion A5,B10)	792 days	Sat 28/8/21	Sat 28/10/23																					
863	Site Clearance	156 days	Sat 28/8/21	Sun 30/1/22																					
864	Site Clearance for Portion A5	3 days	Sat 28/8/21	Mon 30/8/21																					
865	Site Clearance for Portion B10	3 days	Fri 28/1/22	Sun 30/1/22																					
866	Establishment	181 days	Tue 31/8/21	Sun 27/2/22																					
867	Condition Survey for Existing Structures to be Demolished for Portion A5	14 days	Tue 31/8/21	Mon 13/9/21																					
868	Condition Survey for Existing Structures to be Demolished for Portion B10	14 days	Mon 31/1/22	Sun 13/2/22																					
869	Tree Survey for Portion A5	14 days	Tue 31/8/21	Mon 13/9/21																					
870	Tree Survey for Portion B10	14 days	Mon 31/1/22	Sun 13/2/22																					
871	Initial Survey for Portion A5	14 days	Tue 31/8/21	Mon 13/9/21																					
872	Initial Survey for Portion B10	14 days	Mon 31/1/22	Sun 13/2/22																					
873	Site Haul Road for Portion A5	7 days	Tue 31/8/21	Mon 6/9/21																					
874	Site Haul Road for Portion B10	7 days	Mon 31/1/22	Sun 6/2/22																					
875	Health & Hygiene Facilities	7 days	Tue 31/8/21	Mon 6/9/21																					
876	Fence Work & Gate for Portion A5	14 days	Tue 31/8/21	Mon 13/9/21																					
877	Fence Work for Portion B10	14 days	Mon 31/1/22	Sun 13/2/22																					
878	Underground Utilities Detection for Portion A5	7 days	Tue 31/8/21	Mon 6/9/21																					
879	Underground Utilities Detection for Portion B10	7 days	Mon 31/1/22	Sun 6/2/22																					
880	Install Monitoring Points	14 days	Mon 14/2/22	Sun 27/2/22																					
881	Tree Treatment	167 days	Tue 14/9/21	Sun 27/2/22																					
882	Tree Felling for Portion A5	14 days	Tue 14/9/21	Mon 27/9/21																					
883	Tree Felling for Portion B10	14 days	Mon 14/2/22	Sun 27/2/22																					
884	Tree Protection for Portion A5	14 days	Tue 14/9/21	Mon 27/9/21																					
885	Tree Protection for Portion B10	14 days	Mon 14/2/22	Sun 27/2/22																					

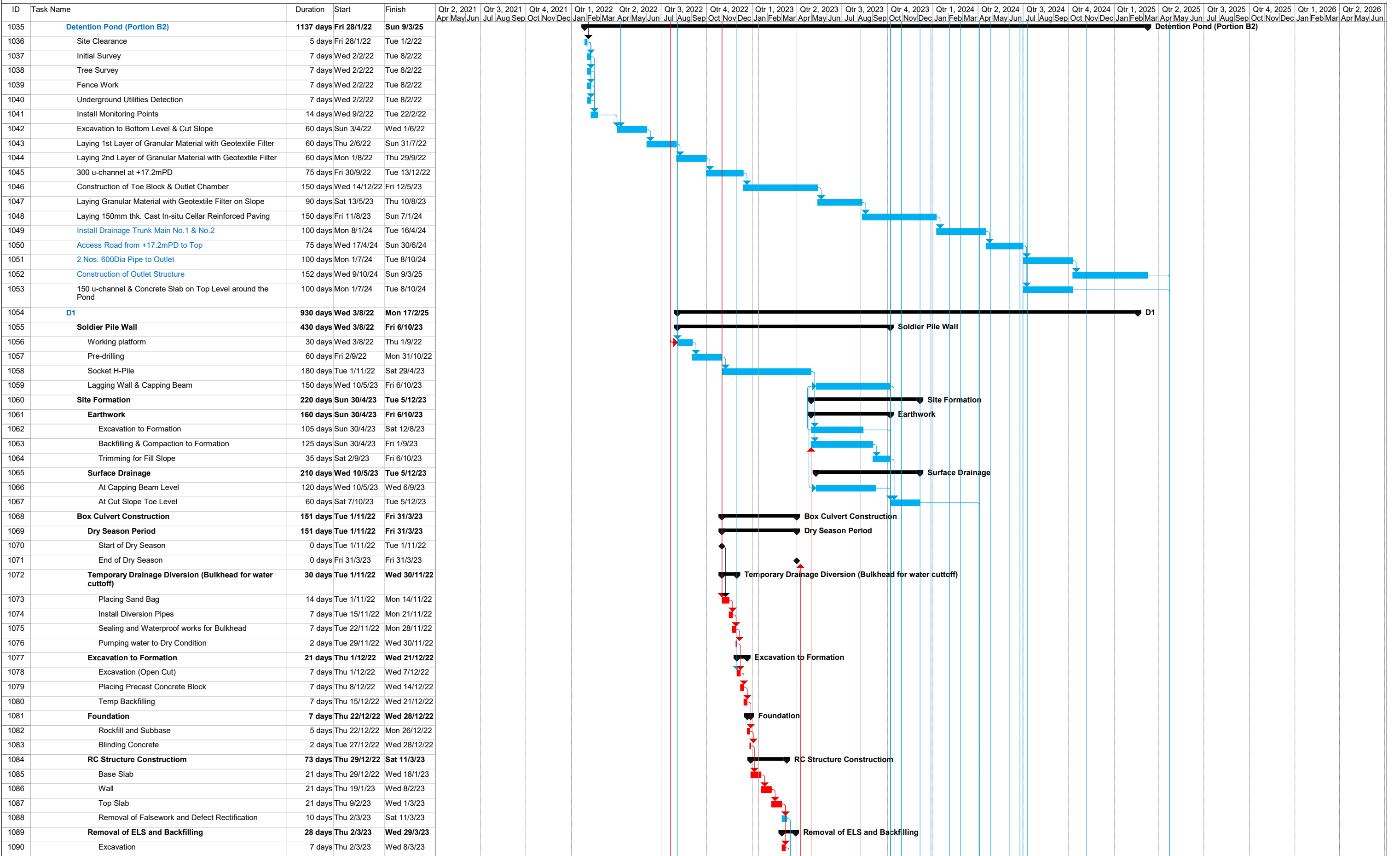
Task █ Critical Task █ Milestone ◆ Summary ▬



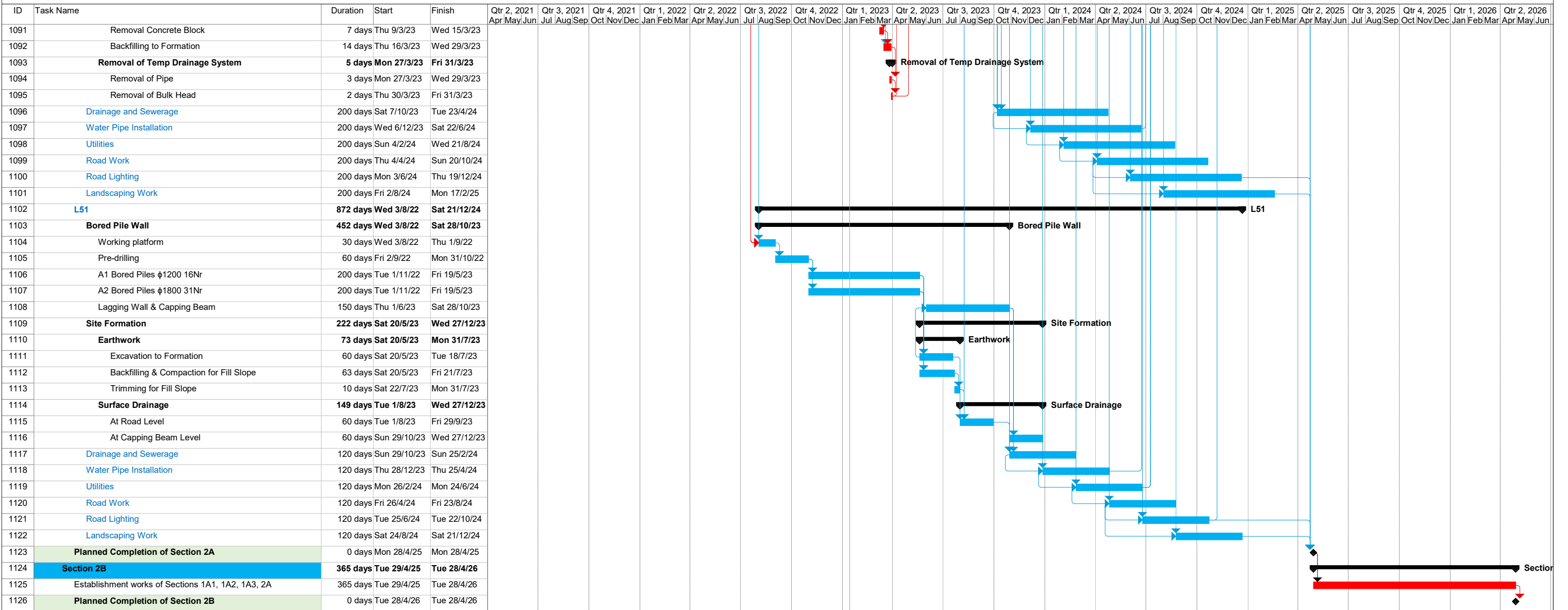
Task █ Critical Task █ Milestone ◆ Summary ▬



Task █ Critical Task █ Milestone ◆ Summary ▬



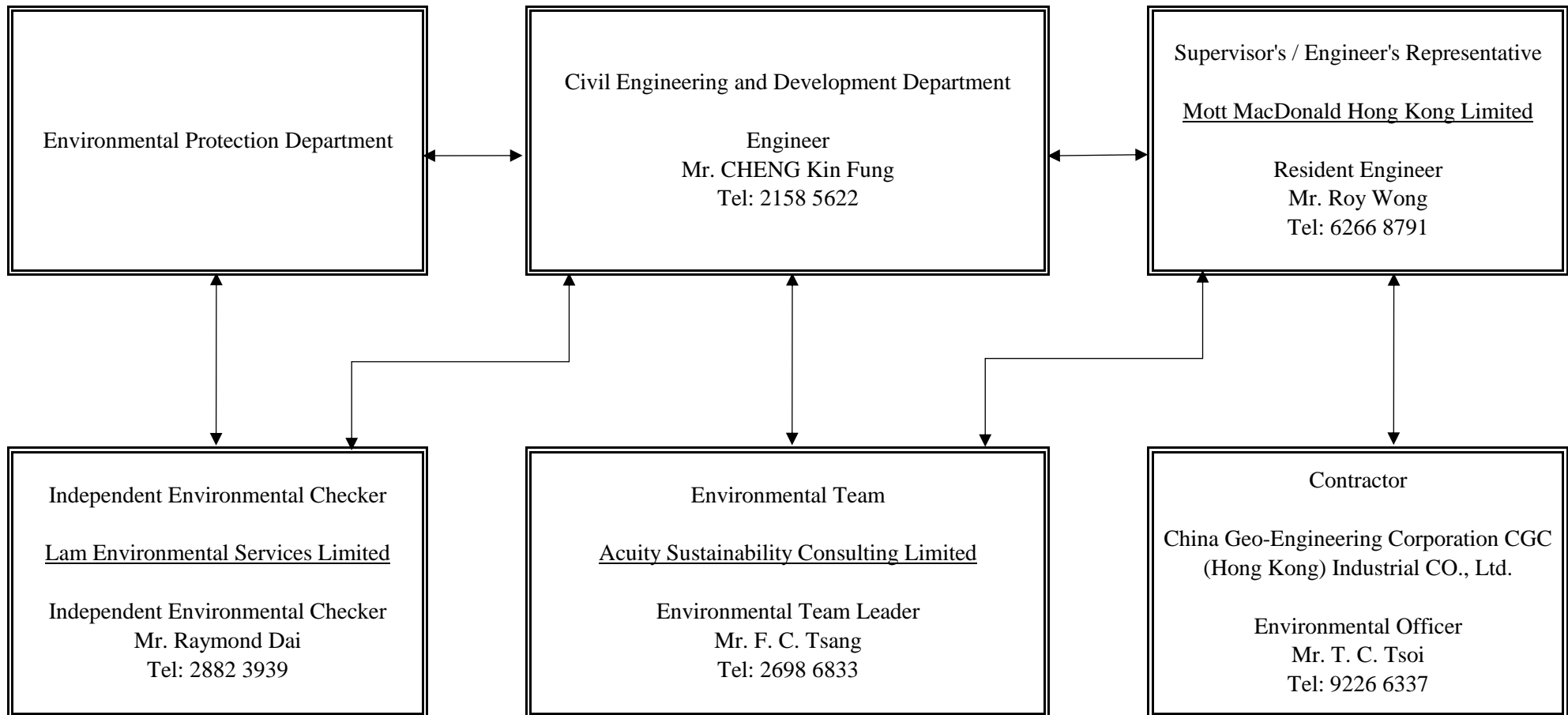
Task █ Critical Task █ Milestone ◆ Summary ▬



Appendix B

Project Organization Chart

Project Organization Chart



←→ Link of Communication

Appendix C

Project Implementation Schedule (PIS)

Environmental Mitigation Implementation Schedule (EMIS)

EM&A Ref.	Mitigation Measures	Objective of the recommended measure & main concerns to address	Implement Agent	Implementation Timing	Requirements and / or Standards to be Achieved	Implementation status
Air Quality						
S4.10	Watering once per hour on active works areas, exposed areas and unpaved haul roads to reduce dust emission	To minimize the dust impact	Contractor	Construction Phase	<ul style="list-style-type: none"> • Air Pollution Control Ordinance (APCO) • To control the dust impact to meet HKAQO and TM-EIAO criteria 	Implemented
	The active construction works area should be reduced to one-third of monthly average work of the respective Work Contract so as to alleviate adverse dust impact.					Implemented
	When there are open excavation and spoil handling works, hoarding of 3m high should be provided along the construction site boundary adjacent to the non-construction areas such as residential, educational institutes or recreation area in use so as to minimize the dust impact.					To be Implemented
	Dust suppression measures stipulated in Air Pollution Control (Construction Dust) Regulation and good site practices: <ul style="list-style-type: none"> • Use of regular watering to reduce dust emissions from exposed site surfaces and unpaved roads, particularly during dry weather. • Use of frequent watering for particularly dusty construction areas and areas close to Air Sensitive Receivers (ASRs). • Side enclosure and covering of any aggregate or dusty material storage piles to reduce emissions. Where this is not practicable owing to frequent usage, watering shall be applied to aggregate fines. • Open stockpiles shall be avoided or covered. Where possible, prevent placing dusty material storage piles near ASRs. • Tarpaulin covering of all dusty vehicle loads transported to, from and between site locations. • Establishment and use of vehicle wheel and body washing facilities at the exit points of the site. 				Implemented after reminder	

EM&A Ref.	Mitigation Measures	Objective of the recommended measure & main concerns to address	Implement Agent	Implementation Timing	Requirements and / or Standards to be Achieved	Implementation status
	<ul style="list-style-type: none"> Provision of wind shield and dust extraction units or similar dust mitigation measures at the loading area of barging point, and use of water sprinklers at the loading area where dust generation is likely during the loading process of loose material, particularly in dry seasons/ periods. Provision of not less than 2.4m high hoarding from ground level along site boundary where adjoins a road, streets or other accessible to the public except for a site entrance or exit. Good site practice shall also be adopted by the Contractor to ensure the conditions of the hoardings are properly maintained throughout the construction period. Imposition of speed controls for vehicles on site haul roads. Where possible, routing of vehicles and positioning of construction plant should be at the maximum possible distance from ASRs. Every stock of more than 20 bags of cement or dry pulverised fuel ash (PFA) should be covered entirely by impervious sheeting or placed in an area sheltered on the top and the 3 sides. 					
Construction Noise						
S5.13	Use of quiet plant which should be made reference to the Powered Mechanical Equipment (PME) listed in the Technical Memorandum or the Quality Powered Mechanical Equipment (QPME) / other commonly used PME listed in Environmental Protection Department (EPD) web pages as far as possible which includes the Sound Power Level (SWLs) for specific quiet PME.	Reduce the noise levels of plant items	Contractor	Construction Phase	EIAO-TM	Implemented

EM&A Ref.	Mitigation Measures	Objective of the recommended measure & main concerns to address	Implement Agent	Implementation Timing	Requirements and / or Standards to be Achieved	Implementation status
S5.13	Install movable noise barrier and enclosures. The movable noise barrier can provide 5 dB(A) noise reduction for mobile plant and 10 dB(A) noise reduction for static plant. The barrier material shall have a surface mass of not less than 14 kg/m ² . The enclosures can provide 15 dB(A) noise reduction.	Screen the noisy plant items to be used at all construction sites				To be implemented
S5.13	Proper workfront management and proper grouping of PME during construction activities operated at the critical work areas.	Reduce the construction noise impact				Implemented
S5.13	Maintain the recommended minimum separation between the schools and the critical works areas during examination periods.					N/A
S5.13	<p><u>Good Site Management Practices</u></p> <ul style="list-style-type: none"> only well-maintained plant should be operated on-site, and plant should be serviced regularly during the construction programme; machines and plant (such as trucks and cranes) that may be in intermittent use should be shut down between work periods or should be throttled down to a minimum; plant known to emit noise strongly in one direction, where possible, be orientated so that the noise is directed away from nearby NSRs silencers or mufflers on construction equipment should be properly fitted and maintained during the construction works mobile plant should be sited as far away from NSRs as possible and practicable; and material stockpiles, site offices and other structures should be effectively utilized, where practicable, to screen noise from on-site construction activities. 	Control construction airborne noise				Implemented
S5.13	Liaison with the school representative(s) to obtain the examination schedule so as to avoid noisy construction activities during school examination period.					N/A

EM&A Ref.	Mitigation Measures	Objective of the recommended measure & main concerns to address	Implement Agent	Implementation Timing	Requirements and / or Standards to be Achieved	Implementation status
S5.13	Set up a liaison group among CEDD, relevant government departments, contractors of the Works contracts, etc. during construction phase of the Project to ensure proper implementation of mitigation measures.					To be implemented
Water Quality						
S6.11	Surface run-off from construction sites should be discharged into stormwater drains via adequately designed sand/silt removal facilities such as sand traps, silt traps and sedimentation basins. Channels/earth bunds/sandbag barriers should be provided on site to properly direct stormwater to such silt removal facilities. Perimeter channels should be provided on site boundaries where necessary to intercept stormwater run-off from outside the site so that it will not wash across the site. Catchpits and perimeter channels should be constructed in advance of site formation works and earthworks.	To minimise impact from construction site run-off	Contractor	Construction Phase	<ul style="list-style-type: none"> Water Pollution Control Ordinance (WPCO), Technical Memorandum on EIA Ordinance (EIAO-TM), ProPECC PN 1/94, Technical Memorandum on Standards for Effluents Discharged into Drainage and Sewerage Systems, Inland and Coastal Waters (TM-DSS) 	Implemented
S6.11	Silt removal facilities, channels and manholes should be maintained, and the deposited silt and grit should be removed regularly, at the onset of and after each rainstorm to prevent local flooding. Any practical options for the diversion and re-alignment of drainage should comply with both engineering and environmental requirements in order to provide adequate hydraulic capacity of all drains.					Implemented
S6.11	Construction works should be programmed to minimise soil excavation works in rainy seasons (April to September). If excavation in soil cannot be avoided in these months or at any time of year when rainstorms are likely, for the purpose of preventing soil erosion, temporary exposed slope surfaces should be covered e.g. by tarpaulin, and temporary access roads should be protected by crushed stone or gravel, as excavation proceeds. Intercepting channels should be provided (e.g., along the crest / edge of excavation) to prevent stormwater run-off from washing across exposed soil surfaces. Arrangements should always be in place in such a way that adequate surface					Implemented

EM&A Ref.	Mitigation Measures	Objective of the recommended measure & main concerns to address	Implement Agent	Implementation Timing	Requirements and / or Standards to be Achieved	Implementation status
	protection measures can be safely carried out well before the arrival of a rainstorm.					
S6.11	Earthworks final surfaces should be well compacted, and the subsequent permanent work or surface protection should be carried out immediately after the final surfaces are formed to prevent erosion caused by rainstorms. Appropriate drainage like intercepting channels should be provided where necessary.					To be implemented
S6.11	Measures should be taken to minimize the ingress of rainwater into trenches. If excavation of trenches in wet seasons is necessary, they should be dug and backfilled in short sections. Rainwater pumped out from trenches or foundation excavations should be discharged into stormwater drains via silt removal facilities.					N/A
S6.11	Open stockpiles of construction materials (e.g., aggregates, sand and fill material) on sites should be covered with tarpaulin or similar fabric during rainstorms.					Implemented
S6.11	Manholes (including newly constructed ones) should always be adequately covered and temporarily sealed so as to prevent silt, construction materials or debris from getting into the drainage system, and to prevent stormwater run-off from getting into foul sewers. Discharge of surface run-off into foul sewers must always be prevented in order not to unduly overload the foul sewerage system.					Implemented
S6.11	Good site practices should be adopted to remove rubbish and litter from construction sites so as to prevent the rubbish and litter from spreading from the site area. It is recommended to clean the construction sites on a regular basis.					Implemented
S6.11	Water used in ground boring and drilling for site investigation or rock / soil anchoring should as far as practicable be re-circulated after sedimentation. When there is a need for final disposal, the wastewater should be discharged into stormwater drains via silt removal facilities.	To minimise impact from boring and drilling water				N/A

EM&A Ref.	Mitigation Measures	Objective of the recommended measure & main concerns to address	Implement Agent	Implementation Timing	Requirements and / or Standards to be Achieved	Implementation status
S6.11	All vehicles and plants should be cleaned before they leave a construction site to minimise the deposition of earth, mud, debris on roads. A wheel washing bay should be provided at every site exit if practicable and wash-water should have sand and silt settled out or removed before discharging into stormwater drains. The section of construction road between the wheel washing bay and the public road should be paved with backfall to reduce vehicle tracking of soil and to prevent site run-off from entering public road drains.	To minimise impact from wheel washing water				Implemented
S6.11	Acidic wastewater generated from acid cleaning, etching, pickling and similar activities should be neutralised to within the pH range of 6 to 10 before discharging into foul sewers.	To minimise impact from acidic wastewater				N/A
S6.11	There is a need to apply to EPD for a discharge licence for discharge of effluent from the construction site under the WPCO. The discharge quality must meet the requirements specified in the discharge licence. All the run-off and wastewater generated from the works areas should be treated so that it satisfies all the standards listed in the TM-DSS.	To minimise impact from effluent discharges				Implemented
S6.11	Beneficial uses of the treated effluent for other on-site activities such as dust suppression, wheel washing and general cleaning etc., can minimise water consumption and reduce the effluent discharge volume. If monitoring of the treated effluent quality from the works areas is required during the construction phase of the Project, the monitoring should be carried out in accordance with the relevant WPCO licence. The beneficial uses of the treated effluent for other on-site activities such as dust suppression, wheel washing and general cleaning etc., can minimise water consumption and reduce the effluent discharge volume. If monitoring of the treated effluent quality from the works areas is required during the construction phase of the Project, the monitoring should be carried out in accordance with the relevant WPCO licence.	To minimise impact from effluent discharges				Implemented

EM&A Ref.	Mitigation Measures	Objective of the recommended measure & main concerns to address	Implement Agent	Implementation Timing	Requirements and / or Standards to be Achieved	Implementation status
S6.11	<p>To minimise the potential water quality impacts from the construction works located near any inland watercourses, the practices outlined in ETWB TC (Works) No. 5/2005 “Protection of natural streams/rivers from adverse impacts arising from construction works” should be adopted where applicable:</p> <ul style="list-style-type: none"> • Impermeable sheet piles and cofferdams should be used as required to divert water flow from the construction works area so that all the construction works would be undertaken within a dry zone and physically separated from the watercourses. • The proposed works should preferably be carried out within the dry season where the flow in the stormwater culvert/water channel/stream is low. • The use of less or smaller construction plants may be specified in works areas close to the inland water bodies. • Temporary storage of materials (e.g. equipment, filling materials, chemicals and fuel) and temporary stockpile of construction materials should be located well away from any watercourses during carrying out of the construction works. • Stockpiling of construction materials and dusty materials should be covered and located away from any watercourses. • Construction debris and spoil should be covered up and/or disposed of as soon as possible to avoid being washed into the nearby water receivers. • Construction activities, which generate large amount of wastewater, should be carried out in a distance away from the watercourses, where practicable. • Mitigation measures to control site run-off from entering the nearby water environment should be implemented to minimise water quality impacts. Surface channels should 	To minimise impact from construction works near watercourses			<ul style="list-style-type: none"> • WPCO, EIAO-TM, ETWB TC9Works) No. 5/2005 	N/A

EM&A Ref.	Mitigation Measures	Objective of the recommended measure & main concerns to address	Implement Agent	Implementation Timing	Requirements and / or Standards to be Achieved	Implementation status
	<p>be provided along the edge of the waterfront within the work sites to intercept the run-off.</p> <ul style="list-style-type: none"> Construction effluent, site run-off and sewage should be properly collected and/or treated. Any temporary works site inside the stormwater watercourses should be temporarily isolated, such as by placing of sandbags or silt curtains with lead edge at bottom and properly supported props to prevent adverse impact on the stormwater quality. Proper shoring may need to be erected in order to prevent soil/mud from slipping into the inland water bodies. 					
S6.11	<p>The key water quality measure for protection of the revitalised drainage channel water is to avoid polluted site run-off from reaching the revitalised drainage channel water. Relevant mitigation measures should follow the practices outlined in ETWB TC (Works) No. 5/2005 “Protection of natural streams / rivers from adverse impacts arising from construction works” as listed below:</p> <ul style="list-style-type: none"> Impermeable sheet piles and cofferdams should be used as required to divert water flow from the construction works area so that all the construction works would be undertaken within a dry zone and physically separated from the revitalised drainage channel water. The proposed works should preferably be carried out within the dry season where the flow in the revitalised drainage channel is low. The use of less or smaller construction plants may be specified in works areas close to the revitalised drainage channel. Temporary storage of materials (e.g. equipment, filling materials, chemicals and fuel) and temporary stockpile of construction materials should be located well away from 	To minimise impact from revitalisation and greening of Drainage Channel Banks				N/A

EM&A Ref.	Mitigation Measures	Objective of the recommended measure & main concerns to address	Implement Agent	Implementation Timing	Requirements and / or Standards to be Achieved	Implementation status
	<p>the revitalised drainage channel during carrying out of the construction works.</p> <ul style="list-style-type: none"> • Stockpiling of construction materials and dusty materials should be covered and located away from the revitalised drainage channel water. • Construction debris and spoil should be covered up and/or disposed of as soon as possible to avoid being washed into the nearby revitalised drainage channel. • Construction activities, which generate large amount of wastewater, should be carried out a distance away from the revitalised drainage channel, where practicable. • Mitigation measures to control site run-off from entering the nearby revitalised drainage channel should be implemented to minimise water quality impacts. Surface channels should be provided along the edge of the revitalised drainage channel within the work sites to intercept the run-off. • Construction effluent, site run-off and sewage should be properly collected and/or treated. • Any temporary works site inside the revitalised drainage channel should be temporarily isolated, such as by placing of sandbags or silt curtains with lead edge at bottom and properly supported props to prevent adverse impact on the revitalised drainage channel water. <p>Proper shoring may need to be erected in order to prevent soil / mud from slipping into the revitalised drainage channel.</p>					
S6.11	<p>The construction method and sequence of the proposed construction in watercourses / concrete flood storage pond for works sites of DP12 should be carefully designed so that all the construction works including any excavation and pilling operations would be undertaken within a dry zone and physically separated from the watercourses downstream.</p>	<p>To minimise impact from construction in watercourses / concrete flood storage pond</p>			WPCO, EIAO-TM	N/A

EM&A Ref.	Mitigation Measures	Objective of the recommended measure & main concerns to address	Implement Agent	Implementation Timing	Requirements and / or Standards to be Achieved	Implementation status
S6.11	Impermeable sheet pile walls or cofferdam walls or steel casing should be installed to fully enclose the construction works area (including all the excavation and piling works) in the watercourse / pond prior to the commencement of any works in watercourse / pond. Dewatering of the construction works area or diversion of water flow should be undertaken before the construction works to avoid water flow in the construction works area. Silt removal facilities should be used to clarify the effluent generated from the dewatering operation before discharging back to the watercourse / drainage system.	To minimise impact from construction in watercourses / concrete flood storage pond			WPCO, EIAO-TM, TM-DSS	N/A
S6.11	Any construction works including excavation and pilling activities should be undertaken in a dry zone surrounded by the impermeable sheet pile walls or cofferdam walls or steel casing. Silt curtains should also be deployed around the construction works area inside the watercourse, where practicable, as a second layer of protection to further minimise sediment and contaminant release. All wastewater generated from the pilling activities should be regarded as part of the construction site effluent, which should be properly collected and treated as appropriate to meet the standards stipulated in the TM-DSS before disposal. It is recommended that the construction works in watercourses / pond should be undertaken in dry seasons, where practicable, when the water flow is low.	To minimise impact from construction in watercourses / concrete flood storage pond			WPCO, EIAO-TM	N/A
S6.11	Construction works for removal and diversion of watercourses should be undertaken within a dry zone. Where necessary, cofferdams or similar impermeable sheet pile walls should be used to isolate the works areas from the neighbouring waters.	To minimise impact from removal and diversion of watercourse			WPCO, EIAO-TM	N/A

EM&A Ref.	Mitigation Measures	Objective of the recommended measure & main concerns to address	Implement Agent	Implementation Timing	Requirements and / or Standards to be Achieved	Implementation status
S6.11	Construction works at watercourse should be undertaken only after flow diversion or dewatering operation is fully completed to avoid water flow in the works area. Dewatering of watercourse should be performed by diverting the water flow to new or temporary drainage. Where necessary, cofferdams or similar impermeable sheet pile walls should be used to isolate the works areas from neighbouring waters. The permanent or temporary drainage for carrying the diverted flow from existing watercourse to be removed should be constructed and completed before dewatering of that existing watercourse. Construction of all the proposed permanent and temporary drainage should be undertaken in a dry zone prior to receiving any water flow.				WPCO, EIAO-TM, TM-DSS	N/A
S6.11	The Contractor should provide a dry zone for all the construction works to be undertaken in watercourses and stormwater drainage following the tentative works sequence as described above or using other approved methods as appropriate to suit the works condition. The flow diversion works should be conducted in dry season, where possible, when the flow in the watercourse is low. The wastewater and ingress water from the site should be properly treated to comply with the WPCO and the TM-DSS before discharge.				WPCO, EIAO-TM, TM-DSS	N/A
S6.11	The site practices outlined in the ProPECC PN 1/94 “Construction Site Drainage” and ETWB TC (Works) No. 5/2005 “Protection of natural streams/rivers from adverse impacts arising from construction works” should be adopted for the proposed demolition or diversion of watercourses where applicable.				WPCO, EIAO-TM, ProPECC PN 1/94, ETWB TC (Works) No. 5/2005	Implemented

EM&A Ref.	Mitigation Measures	Objective of the recommended measure & main concerns to address	Implement Agent	Implementation Timing	Requirements and / or Standards to be Achieved	Implementation status
S6.11	Construction works at the existing ponds / wet areas should be conducted only after dewatering of these ponds / wet areas is fully completed. The drained water generated from the dewatering of these ponds / wet areas to be removed should be temporarily stored in appropriate storage tanks or containers for reuse on-site as far as possible. Any surplus drained water should be tankered away for proper disposal at STW in a controlled manner.	To minimise impact from removal of ponds / wet areas			WPCO, EIAO-TM	N/A
S6.11	It is recommended to drain only one pond at a time to minimise the potential water quality impact. Dewatering works at ponds / wet areas should be conducted within dry season to minimise the quantity of drained water. No direct discharge of drained water to the stormwater drainage system or marine water should be allowed.					N/A
S6.11	Contractor must register as a chemical waste producer if chemical wastes would be produced from the construction activities. The Waste Disposal Ordinance (Cap 354) and its subsidiary regulations in particular the Waste Disposal (Chemical Waste) (General) Regulation, should be observed and complied with for control of chemical wastes.	To minimise impact from accidental spillage			WPCO, Waste Disposal Ordinance (WDO), Waste Disposal (Chemical Waste) (General) Regulation, EIAO-TM	Implemented
S6.11	Any service workshop and maintenance facilities should be located on hard standings within a bunded area, and sumps and oil interceptors should be provided. Maintenance of vehicles and equipment involving activities with potential for leakage and spillage should only be undertaken within the areas appropriately equipped to control these discharges.					N/A
S6.11	Disposal of chemical wastes should be carried out in compliance with the Waste Disposal Ordinance. The Code of Practice on the Packaging, Labelling and Storage of Chemical Wastes published under the Waste Disposal Ordinance details the requirements to deal with chemical wastes. General requirements are given as follows:					Implemented

EM&A Ref.	Mitigation Measures	Objective of the recommended measure & main concerns to address	Implement Agent	Implementation Timing	Requirements and / or Standards to be Achieved	Implementation status
	<ul style="list-style-type: none"> Suitable containers should be used to hold the chemical wastes to avoid leakage or spillage during storage, handling and transport. Chemical waste containers should be suitably labelled, to notify and warn the personnel who are handling the wastes, to avoid accidents. Storage area should be selected at a safe location on site and adequate space should be allocated to the storage area. 					
S6.11	No discharge of sewage to the stormwater system and marine water will be allowed. Adequate and sufficient portable chemical toilets should be provided in the works areas to handle sewage from construction workforce. A licensed waste collector should be employed to clean and maintain the chemical toilets on a regular basis.	To minimise impact from workforce sewage effluent			WPCO, EIAO-TM, TM-DSS	Implemented
S6.11	Notices should be posted at conspicuous locations to remind the workers not to discharge any sewage or wastewater into the surrounding environment. Regular environmental audit of the construction site should be conducted to provide an effective control of any malpractices and achieve continual improvement of environmental performance on site.				WPCO, EIAO-TM	Implemented
S6.11	Any excavated contaminated material and exposed contaminated surface should be properly housed and covered to avoid generation of contaminated run-off. Open stockpiling of contaminated materials should not be allowed. Any contaminated run-off or wastewater generated from the land decontamination processes should be properly collected and diverted to wastewater treatment facilities (WTF). The WTF shall deploy suitable treatment processes (e.g. oil interceptor / activated carbon) to reduce the pollution level to an acceptable standard and remove any prohibited substances (such as total petroleum hydrocarbon) to an undetectable range. All treated effluent from the wastewater treatment system shall meet the	To minimise impact from contaminated site run-off and wastewater from land decontamination			WPCO, EIAO-TM, TM-DSS	Implemented

EM&A Ref.	Mitigation Measures	Objective of the recommended measure & main concerns to address	Implement Agent	Implementation Timing	Requirements and / or Standards to be Achieved	Implementation status
	requirements as stated in TM-DSS and should be either discharged into the foul sewers or tankered away for proper disposal.					
S6.11	No direct discharge of groundwater from contaminated areas should be adopted. Prior to any excavation works within the potentially contaminated areas, the baseline groundwater quality in these areas should be reviewed based on the past relevant site investigation data and any additional groundwater quality measurements to be performed with reference to Guidance Note for Contaminated Land Assessment and Remediation and the review results should be submitted to EPD for examination. If the review results indicated that the groundwater to be generated from the excavation works would be contaminated, this contaminated groundwater should be either properly treated or properly recharged into the ground in compliance with the requirements of the TM-DSS. If wastewater treatment is to be deployed for treating the contaminated groundwater, the wastewater treatment unit shall deploy suitable treatment processes (e.g. oil interceptor / activated carbon) to reduce the pollution level to an acceptable standard and remove any prohibited substances (such as total petroleum hydrocarbon) to an undetectable range. All treated effluent from the wastewater treatment plant shall meet the requirements as stated in the TM-DSS and should be either discharged into the foul sewers or tankered away for proper disposal.	To minimise impact from groundwater from contaminated areas			WPCO, TM-DSS, Guidance Note for Contaminated Land Assessment and Remediation	Implemented
S6.11	If deployment of wastewater treatment is not feasible for handling the contaminated groundwater, groundwater recharging wells should be installed as appropriate for recharging the contaminated groundwater back into the ground. The recharging wells should be selected at places where the groundwater quality will not be affected by the recharge operation as indicated in section 2.3 of the TM-DSS. The baseline groundwater quality should be determined prior to the	To minimise impact from groundwater from contaminated areas			WPCO, EIAO-TM, TM-DSS	N/A

EM&A Ref.	Mitigation Measures	Objective of the recommended measure & main concerns to address	Implement Agent	Implementation Timing	Requirements and / or Standards to be Achieved	Implementation status
	selection of the recharge wells and submit a working plan to EPD for agreement. Pollution levels of groundwater to be recharged shall not be higher than pollutant levels of ambient groundwater at the recharge well. Groundwater monitoring wells should be installed near the recharge points to monitor the effectiveness of the recharge wells and to ensure that no likelihood of increase of groundwater level and transfer of pollutants beyond the site boundary. Prior to recharge, free products should be removed as necessary by installing the petrol interceptor. The Contractor should apply for a discharge licence under the WPCO through the Regional Office of EPD for groundwater recharge operation or discharge of treated groundwater.					
S6.11	The following measures should be implemented by the Contractors to minimise the chance of emergency construction site discharge (due to failure of treatment facilities such as sand traps, silt traps, sedimentation basins, oil interceptors etc.): <ul style="list-style-type: none"> • Provide spare or standby treatment facilities of suitable capacities for emergency replacement in case damage or defect or malfunctioning of the duty treatment facilities is observed. • Conduct daily integrity checking of the construction site drainage and treatment facilities to inspect malfunctions, in particular before, during and after a storm event. • Carry out regular maintenance or desilting works to maintain effectiveness of the construction site drainage and treatment facilities in particular before, during and after a storm event. 	To minimise impact from construction site discharges			WPCO, EIAO-TM, TM-DSS	Implemented
S6.11	An Emergency Response Plan (ERP) should be developed to minimise the potential impact from construction site discharges under failure of treatment facilities during emergency situations or inclement weather. The ERP should give the emergency contacts to mobilise retention facilities and	To minimise impact from construction site discharges				Implemented

EM&A Ref.	Mitigation Measures	Objective of the recommended measure & main concerns to address	Implement Agent	Implementation Timing	Requirements and / or Standards to be Achieved	Implementation status
	stakeholders to be notified as well as the details of the proposed construction site drainage system and the design and operation of duty and standby treatment facilities. The ERP should also provide the procedures and guidelines for routine integrity checking and maintenance of the drainage system and treatment facilities as well as the emergency response and rectification procedures to restore normal operation of the treatment facilities in case of treatment failure during emergency situation or inclement weather. The Best Management Practices (BMPs) in controlling water pollution arising from the construction activities and an event and action plan with action and limit levels for water quality monitoring should be included in the ERP. The ERP should be submitted to the EPD for approval before commencement of the construction works.					
S6.11	Construction of the Project would involve diversion of the existing twin 800 mm diameter rising mains along Tin Ying Road. New sewerage facilities for receiving the diverted sewage flow from the existing rising mains should be constructed prior to the commencement of any demolition and construction works at the existing rising mains. All sewage flow running in the existing rising mains along Tin Ying Road should be diverted to the new sewerage system prior to any demolition and construction works at the existing rising mains. No discharge of sewage flow to the environment should be allowed during the sewerage diversion works.	To minimise impact from sewerage diversion works			WPCO, EIAO-TM	N/A
S6.11	All excavated materials generated from removal and diversion of watercourses, removal and construction works in ponds and wet areas as well as the proposed bridge pier construction works in watercourses should be collected and handled in compliance with the Waste Disposal Ordinance. Excavated sediment, if any, generated from the excavation activities in watercourses, ponds and wet areas should be tested and classified in accordance with the ETWB TCW No. 34/2002 for	To manage the disposal of sediment			Waste Disposal Ordinance, ETWB TCW No. 34/2002	N/A

EM&A Ref.	Mitigation Measures	Objective of the recommended measure & main concerns to address	Implement Agent	Implementation Timing	Requirements and / or Standards to be Achieved	Implementation status
	determining the disposal arrangement for the sediment. No direct disposal of the construction wastes or excavated materials into the stormwater drainage system and marine water should be allowed.					
Waste Management						
S8.2	<u>Good Site Practice</u> The following good site practices are recommended during the construction phase: <ul style="list-style-type: none"> • Nomination of an approved person, such as a site manager, to be responsible for the implementation of good site practices, • Training of site personnel in proper waste management and chemical handling procedures. • Provision of sufficient waste disposal points and regular collection of waste. • Appropriate measures to minimize windblown litter and dust during handling, transportation and disposal of waste; and • Preparation of a WMP in accordance with the ETWB TCW No. 19/2005 Environmental Management on Construction Sites and submitted it to the Engineer for approval. 	Minimise waste generation during construction	Contractor	Construction Phase	Waste Disposal Ordinance, Public Cleansing and Prevention of Nuisances Regulation (Cap. 132BK)	Implemented
S8.2	<u>Waste Reduction Measures</u> Waste reduction is best achieved by proper planning and design at the planning and design phases, as well as by ensuring the implementation of good site practices. The following recommendations are proposed to achieve waste reduction: <ul style="list-style-type: none"> • Segregation and storage of different types of waste in different containers or skips or stockpiles to enhance reuse or recycling of materials and their proper disposal. • Adopt proper storage and site practices to minimize the potential for damage to, and contamination of, construction materials; 				Waste Disposal Ordinance	Implemented

EM&A Ref.	Mitigation Measures	Objective of the recommended measure & main concerns to address	Implement Agent	Implementation Timing	Requirements and / or Standards to be Achieved	Implementation status
	<ul style="list-style-type: none"> Plan the delivery and stock of construction materials carefully to minimise the amount of waste generated; Sort out demolition debris and excavated materials from demolition works to recover reusable / recyclable portions (i.e. soil, rock, broken concrete, etc.); Maximize the use of reusable steel formwork to reduce the amount of C&D materials; Minimize over ordering concrete, mortars and cement grout by doing careful check before ordering; and Adopt pre-cast construction method instead of cast-in-situ method for construction of concrete structures as far as possible. 					
S8.2	<p><u>Storage of Waste</u> Storage of materials on site may induce adverse environmental impacts if not properly managed. The following recommendations should be implemented to minimise the impacts:</p> <ul style="list-style-type: none"> Waste, such as soil, should be handled and stored well to ensure secure containment, thus minimising the potential of pollution; Maintain and clean storage areas routinely; Stockpiling area should be provided with covers and water spraying system to prevent materials from being wind-blown or washed away; and Different locations should be designated to stockpile each material to enhance reuse. 	Minimise waste impacts during storage of waste			Waste Disposal Ordinance	Implemented

EM&A Ref.	Mitigation Measures	Objective of the recommended measure & main concerns to address	Implement Agent	Implementation Timing	Requirements and / or Standards to be Achieved	Implementation status
S8.2	<p><u>Collection and Transportation of Waste</u> Waste hauler with appropriate permits should be employed by the Contractor for the collection and transportation of waste from works areas to respective disposal outlets. The following recommendation should be implemented to minimise the impacts:</p> <ul style="list-style-type: none"> • Remove waste in timely manner; • Employ the trucks with cover or enclosed containers for waste transportation; • Obtain relevant waste disposal permits from the appropriate authorities; and • Dispose of waste at licensed waste disposal facilities. 	Minimise waste impacts during collection and transportation of waste			Waste Disposal Ordinance	Implemented
S8.2	<p><u>Construction and Demolition (C&D) Materials</u> Wherever practicable, C&D materials should be segregated from other waste to avoid contamination and ensure acceptability at the public filling areas or reclamation sites. The following mitigation measures should be implemented in handling the C&D materials:</p> <ul style="list-style-type: none"> • Adopt “selective demolition” technique to demolish the existing structure and facilities with a view to recovering broken concrete effectively for recycling purpose, where possible; • Maintain the stockpile areas and reuse excavated fill material for backfilling; • Carry out on-site sorting to recover the inert C&D materials and reusable and recyclable materials prior to disposal off-site; • Make provisions in the contract documents to allow and promote the use of recycled aggregates where appropriate; and • Implement a trip-ticket system for each works contract in accordance with DEVB TC(W) No. 6/2010 Trip-ticket System for Disposal of Construction and Demolition 	Minimise waste impacts from C&D materials			Waste Disposal Ordinance, Land (Miscellaneous Provisions) Ordinance, Waste Disposal (Charges for Disposal of Construction Waste) Regulation (Cap. 354N)	Implemented

EM&A Ref.	Mitigation Measures	Objective of the recommended measure & main concerns to address	Implement Agent	Implementation Timing	Requirements and / or Standards to be Achieved	Implementation status
	<p>Material to ensure that the disposal of C&D materials are properly documented and verified.</p> <p>The Contractor should be responsible for devising a system to work for on-site sorting of C&D materials. It is recommended that the system should include the identification of the source of generation, estimated quantity of waste generated, arrangement for on-site sorting and/or collection, designated stockpiling areas, frequency of collection by recycling contractors and frequency of removal off-site.</p>					
S8.2	<p><u>Asbestos Containing Materials</u></p> <p>Due to the potential large amount of asbestos containing materials during the site clearance stage, asbestos investigation is required. However, as asbestos investigation will involve a large number of buildings and most premises will involve private access, which cannot be obtained at this stage, it is considered that an asbestos specialist shall be employed by the responsible parties during the construction stage to investigate this issue.</p> <p>Sufficient and reasonable lead time shall be allowed for preparation, vetting and implementation of Asbestos Investigation Report and Asbestos Abatement Plan in accordance with Air Pollution Control Ordinance before commencement of any demolition or site clearance work.</p> <p>Some key precautionary measures related to the handling and disposal of asbestos are listed as following:</p> <ul style="list-style-type: none"> • Adoption of protection, such as full containment, mini containment, or segregation of work area; • Provision of decontamination facilities for cleaning of workings, equipment and bagged waste before leaving the work area; • Adoption of engineering control techniques to prevent fibre release from work area, such as use of negative pressure equipment with high efficiency particulate air (HEPA) 	Control the asbestos containing materials and ensure proper storage, handling and disposal			Code of Practice on Handling, Transportation and Disposal of Asbestos Waste ProPECC PN 2/97 Handling of Asbestos Containing Materials in Buildings	N/A

EM&A Ref.	Mitigation Measures	Objective of the recommended measure & main concerns to address	Implement Agent	Implementation Timing	Requirements and / or Standards to be Achieved	Implementation status
	<p>filters to control air flow between the work area and the outside environment;</p> <ul style="list-style-type: none"> Wetting of asbestos containing materials before and during disturbance, minimising the breakage and dropping of asbestos containing materials, and packing of debris and waste immediately after it is produced; Cleaning of work area by wet wiping and vacuuming with HEPA-filtered vacuum cleaner; Coating on any surfaces previously in contact with or contained by asbestos with a sealant; Proper bagging, safe storage and disposal of asbestos and asbestos-contaminated waste; Pre-treatment of all effluent from the work area before discharged; and Air monitoring strategy to check the leakage and clearance of the work area during and after the asbestos work. 					
S8.2	<p><u>Chemical Waste</u> For those processes which generated chemical waste, it may be possible to find alternatives to eliminate the use of chemicals, to reduce the generation quantities or to select a chemical type of less impact on environment, health and safety as far as possible. If chemical waste is produced at the construction site, the Contractor will be required to register with the EPD as a chemical waste producer. Chemical waste should be stored in appropriate containers and collected by a licensed chemical waste contractor. Chemical waste (e.g. spent lubricant oil) should be recycled at an appropriate facility as far as possible, while chemical waste that cannot be recycled should be disposed of at either the CWTC, or another licensed facility.</p>	Control the chemical waste and ensure proper storage, handling and disposal.			Waste Disposal (Chemical Waste) General Regulation, Code of Practice on the Packaging, Labelling and Storage of Chemical Waste	Implemented

EM&A Ref.	Mitigation Measures	Objective of the recommended measure & main concerns to address	Implement Agent	Implementation Timing	Requirements and / or Standards to be Achieved	Implementation status
S8.2	<p><u>General Refuse</u> General refuse should be stored in enclosed bins separately from construction and chemical waste. Recycling bins should also be placed to encourage recycling. Preferably enclosed and covered areas should be provided for general refuse collection and routine cleaning for these areas should also be implemented to keep areas clean. A reputable waste collector should be employed to remove general refuse on a daily basis. It is expected that such arrangements would minimise potential environmental impacts.</p>	Minimise production of general refuse and avoid odour, pest and litter impacts			Waste Disposal Ordinance	Implemented
	<p><u>Excavated Sediment</u> Since the amount of excavated sediment generated from the inland water removal / diversion works is expected to be small, all excavated sediment will be treated and reused on-site as backfilling materials for the Project. This approach avoids the need for off-site disposal that may result in impacts on the marine environment. In addition, all construction works near the watercourses should be undertaken within a dry zone and during dry season to avoid adverse impacts to the environment. The excavated sediment, if stockpiled on site, should be stored in enclosed containers and transported to the on-site treatment facilities as soon as practicable to minimise any potential odour impacts.</p>	Proper handling of excavated sediment			Waste Disposal Ordinance	N/A
	<p><u>Contaminated Soil</u> It is considered unlikely that contaminated land issues, if any subject to site investigation, would be a concern during either the construction or the operational of the proposed development as remediation on contaminated area would be carried out prior to construction. However, as a precaution, it is recommended that standard good site practices should be implemented during the construction phase to minimise any potential exposure to contaminated soils or groundwater.</p>	Proper handling of contaminated soil			Practice Guide for Investigation and Remediation of Contaminated Land	Implemented

EM&A Ref.	Mitigation Measures	Objective of the recommended measure & main concerns to address	Implement Agent	Implementation Timing	Requirements and / or Standards to be Achieved	Implementation status
Land Contamination						
-	<p><u>Identified Potentially Contaminated Sites</u> Prior to development of these sites, the Project Proponent should appoint a consultant to re-appraise these sites to update the corresponding findings and sampling and testing requirements presented in the Contamination Assessment Plan (CAP).</p> <p>Supplementary CAP(s), incorporating the findings of the site re-appraisal and the updated sampling and testing strategy, should be prepared and submitted to EPD for approval prior to conducting any site investigation (SI) works.</p> <p>SI works should then be carried out according to the supplementary CAP(s). Contamination Assessment Report (CAR(s)) and, if contaminated soil and/or groundwater identified, Remediation Action Plan (RAP(s)) should be prepared and submitted to EPD for approval.</p>	Identify the presence, nature and extent of contamination and formulate the necessary remedial actions	CEDD/ Detailed Design Consultant / Contractor	After the land is resumed and handed over to the Project Proponent and prior to commencement of any remediation / construction works.	EIAO-TM, Guidance Manual for Use of Risk-Based Remediation Goals (RBRGs) for Contaminated Land Management, Guidance Notes for Contaminated Land Assessment and Remediation; and Practice Guide for Investigation and Remediation of Contaminated Land	Implemented
-	<p><u>Remaining Non-Contaminated Sites</u></p> <p>After the sites are handed over to the Project Proponent for development, the Project Proponent should appoint a consultant to revisit these sites to assess the latest land uses and site conditions. If any of these sites are found to have potential land contamination issues, the Project Proponents appointed consultant should prepare and submit supplementary CAP(s) to EPD for approval prior to conducting any SI works.</p> <p>SI works should then be carried out according to the supplementary CAP(s). CAR(s) and, if contaminated soil and/or groundwater identified, RAP(s) should be prepared and submitted to EPD for approval</p>					Implemented

EM&A Ref.	Mitigation Measures	Objective of the recommended measure & main concerns to address	Implement Agent	Implementation Timing	Requirements and / or Standards to be Achieved	Implementation status
-	Any contaminated soil and groundwater should be treated according to EPD's approved RAP(s) and RR(s) should be submitted to EPD for agreement after completion of the remediation works.	Remediate any contaminated soil and groundwater and demonstrate that the remediation works are adequate and is carried out in accordance with EPD's approved RAP(s).	Contractor	After the land is resumed and handed over to the PP and prior to commencement of any construction works.		Implemented
Ecology						
S10.2.4	Scheduling the site formation and construction works at Sites 3-32, 3-33, 3-37, 3-39 and 3-40 outside the breeding season of ardeids	Minimise disturbance impacts to breeding ardeids in San Sang San Tsuen egretty	CEDD / Contractor	Construction phase	TM-EIAO	N/A
S10.2.5	Provision of screening (e.g., hoarding) at adjacent habitats within CA at northwest of San Sang San Tsuen.	Disturbance impacts (e.g. noise/vibration, visual) to adjacent habitats within the CA				N/A
S10.2.6	Hoarding around "Green Belt" zoning to mitigate construction disturbance impacts to the Crested Serpent Eagle habitat.	Minimise construction disturbance impacts to the Crested Serpent Eagle habitat				N/A
S10.2.7	Carefully design the construction methods and sequence of the proposed pier in the watercourses so that all piling and excavation works would be done within dry zone and physically separated from the watercourse downstream	Minimise potential water quality impacts to the habitats of the main channel and waterbird species				N/A

EM&A Ref.	Mitigation Measures	Objective of the recommended measure & main concerns to address	Implement Agent	Implementation Timing	Requirements and / or Standards to be Achieved	Implementation status
S10.2.8	An ecologist with relevant experience should be consulted before the clearance of any bat roost.	Ensure no bat roost would be damaged due to the proposed development				N/A
S10.2.10	Provision of hoarding for proper delineation of works boundary.	Minimise construction disturbance impacts to existing mitigation ponds				Implemented
S10.2.11	General dust and noise control measures.	Mitigate disturbance impacts to the surrounding habitats and associated wildlife				Implemented
S10.2.12	Night-time lighting control.	Minimise glare disturbance to wildlife				Implemented
S10.2.13 – S10.2.15	Good site practices during the construction phase to avoid any pollution entering any nearby watercourses.	Minimise water quality impacts to nearby water bodies				Implemented
Fisheries						
S.13.4.8	Follow the mitigation measures proposed in the water quality assessment for construction and operational phase.	To protect fisheries resources from potential indirect impacts arising from deterioration of water quality	Contractor	Construction phase	EIA, contractual requirements	N/A

EM&A Ref.	Mitigation Measures	Objective of the recommended measure & main concerns to address	Implement Agent	Implementation Timing	Requirements and / or Standards to be Achieved	Implementation status
<i>Landscape and Visual</i>						
CM1	<p><u>Minimised construction area and contractor’s temporary works areas</u> The construction area and contractor’s temporary works areas should be minimised. General Good Practice Measures - For areas unavoidably disturbed by the Project on a short-term basis e.g., works areas, the general principle to try and restore these to their former state to suit future land use, should be adhered to</p>	Minimise impacts on adjacent landscape	Government/ Developer/ Detailed Design Consultant/ Contractor	Prior to construction, construction stages. This should be implemented as soon as the areas become available, to achieve early establishment	-	Implemented
CM2	<p><u>Stripping and storing of topsoil</u> Topsoil, where identified, should be stripped and stored for re-use in the construction of the soft landscape works, where practical. The Contract Specification shall include storage and reuse of topsoil as appropriate. On potentially contaminated sites (as per Section 8) where investigation results indicate soil contamination is present, the use of contaminated soils for planting is to be avoided where appropriate.</p>	Minimise the loss of existing topsoil and reduce the need to provide imported material		Detailed design, construction stages	-	Implemented

EM&A Ref.	Mitigation Measures	Objective of the recommended measure & main concerns to address	Implement Agent	Implementation Timing	Requirements and / or Standards to be Achieved	Implementation status
CM3	<p><u>Protection of existing trees</u> Tree Protection & Preservation – Existing trees to be retained within the Project site should be carefully protected during construction. Detailed Tree Protection Specification shall be provided in the Contract Specification. Under this specification, the Contractor shall be required to submit, for approval, a detailed working method statement for the protection of trees prior to undertaking any works adjacent to all retained trees, including trees in Contractor’s works areas. A detailed tree survey will be carried out for the Tree Removal Application (TRA) process which will be carried out at the later detailed design stage of the Project. The detailed tree survey will propose which trees should be retained, transplanted or felled and will include details of tree protection measures for those trees to be retained.</p>	Protect and Preserve Trees			ETWB Technical Circular Works (TCW) No. 29/2004 and 3/2006	Implemented
CM4	<p><u>Transplantation of existing trees where practical</u> Trees unavoidably affected by the Project works should be transplanted where practical. Trees should be transplanted straight to their final receptor site and not held in a temporary nursery as far as possible. A detailed Tree Transplanting Specification shall be provided in the Contract Specification, where applicable. Sufficient time for necessary tree root and crown preparation periods shall be allowed in the Project programme. A detailed transplanting proposal will be submitted to relevant government departments for approval in accordance with ETWBTC 2/2004 and 3/2006 and final locations of transplanted trees should be agreed prior to commencement of the work. For trees associated with highways e.g. roadside planting along highways, that are unavoidably affected and should be transplanted, HyD HQ/GN/13 ‘Interim Guidelines for Tree Transplanting Works under Highways Department’s Vegetation Maintenance Ambit’ should be referred to.</p>	Transplant Trees where suitable for transplantation		Prior to Construction, Construction Phase & Maintenance in Operation Phase	ETWB TCW 3/2006 and 2/2004 HyD HQ/GN/13 Interim Guidelines for Tree Transplanting Works under Highways Department’s Vegetation Maintenance Ambit	Implemented

EM&A Ref.	Mitigation Measures	Objective of the recommended measure & main concerns to address	Implement Agent	Implementation Timing	Requirements and / or Standards to be Achieved	Implementation status
CM5	<u>Control of night-time lighting</u> Control of night-time lighting and glare by hooding all lights. Construction day and night-time lighting should be controlled to minimise glare impact to adjacent VSRs during the construction phase.	Minimise impact of night-time lighting and glare	Government/ Developer/ Contractor	Construction stage	-	Implemented
CM6	<u>Construction of decorative hoarding around construction works</u> Erection of decorative mesh screens or construction hoardings around works areas in visually unobtrusive colours screen hoarding shall be erected along areas of the construction works site boundary where the works site borders publicly accessible routes and/or is close to visually sensitive receivers (VSRs). It is proposed that the screening be compatible with the surrounding environment and where possible, non-reflective, recessive colours be used.	To screen undesirable views of the works site.	Contractor	Construction stage	-	To be implemented
CM7	<u>Reduction of construction period to practical minimum</u> Reduction of construction period to practical minimum	Minimise length of exposure to construction works	Government/ Developer/ Detailed Design Consultant/ Contractor	Construction stage	-	Implemented
CM8	<u>Prevention of run-off</u> Limitation of / Ensuring no run-off into surrounding landscape and prohibit run-off from entering adjacent water bodies and waterways.	Minimise / limit impacts on surrounding landscape and adjacent water sea areas		Construction stage	Guidelines for this include ETWB Technical Circular (Works) No. 5/2005 Protection of natural streams/rivers from adverse impacts arising from construction works; Building Department (BD) Practice Note for Authorized Persons and Registered Structural	Implemented

EM&A Ref.	Mitigation Measures	Objective of the recommended measure & main concerns to address	Implement Agent	Implementation Timing	Requirements and / or Standards to be Achieved	Implementation status
					Engineers 295: Protection of natural streams/rivers from adverse impacts arising from construction works	
CM9	<u>Phasing of construction stage</u> Phasing of the construction stage to reduce visual impacts.	Minimise visual impacts during the construction phase		Construction stage	-	To be implemented
CM10	<u>Advance screen planting</u> Advance screen planting of fast-growing tree and shrub species to noise barriers and hoardings. Trees shall be capable of reaching a height >10m within 10 years.	Minimise length of exposure without long term mitigation measures		Detailed design, construction stages	ETWB TCW 3/2006 and 2/2004	To be implemented
CM11	<u>Minimise disturbance footprints</u> To minimise landscape and visual impacts, the footprint and elevation of such elements should be optimised to reduce topographical/ landform changes, as well as reduce land take and interference with natural terrain. Where there is a need to significantly cut into the existing landform, retaining walls should be considered as well as cut slopes, to minimise landform changes and land resumption, while also considering visual amenity. Earthworks and engineered slopes should be designed to be a visually interesting landform, compatible with the surrounding landscape and to mimic the natural contouring and terrain e.g. introduction and continuation of natural features such as spurs and ridges where appropriate, to support assimilation with the hillside setting.	Reduce topographical changes and minimize land resumption		Detailed design, construction stages	GEO Publication No. 1/2011, Technical Guidelines on Landscape Treatment on Slopes	Implemented
CM12	<u>Protection of existing water courses</u> For all the natural rivers and streams inside the development area, consideration of protection measures should be made to minimise any impacts from the construction works.	Avoid direct impacts to watercourses	Detailed Design Consultant/ Contractor	Detailed design, construction stages	Guidelines for this include ETWB Technical Circular (Works) No.	N/A

EM&A Ref.	Mitigation Measures	Objective of the recommended measure & main concerns to address	Implement Agent	Implementation Timing	Requirements and / or Standards to be Achieved	Implementation status
	Avoid affecting Watercourses – In the detailed design, consideration should be made of watercourses, to minimise any impacts e.g. at new bridge crossings, viaducts, road alignment etc. Guidelines stated should be followed. Bridges and box culverts should also be used to minimise the necessity of watercourse modification and protect the watercourses where necessary.				5/2005 Protection of natural streams/rivers from adverse impacts arising from construction works; Building Department (BD) Practice Note for Authorized Persons and Registered Structural Engineers 295: Protection of natural streams/rivers from adverse impacts arising from construction works	
CM13	<u>Hydroseeding on modified slopes</u> Hydroseeding of modified slopes should be done as soon as grading works are completed to prevent erosion and subsequent loss of landscape resources and character. Woodland tree seedlings and/ or shrubs should be planted where slope gradient and site conditions allow. In addition, landscape planting should be provided for the retaining structures associated with modified slopes where conditions allow. All slope landscaping works should comply with GEO Publication No. 1/2011-Technical Guidelines on Landscape Treatment for Slopes.	To prevent erosion and subsequent loss of landscape resources and character. To ensure man-made slopes are as visually amenable as possible.	Government/ Developer/ Detailed Design Consultant/ Contractor	Prior to Construction, Construction Phase & Maintenance in Operation Phase	GEO publication (1999) – Use of Vegetation as Surface Protection on Slope; GEO Publication No. 1/2011- Technical Guidelines on Landscape Treatment for Slopes	To be implemented

EM&A Ref.	Mitigation Measures	Objective of the recommended measure & main concerns to address	Implement Agent	Implementation Timing	Requirements and / or Standards to be Achieved	Implementation status
CM14	<p><u>Integrate Open Space Network with existing nullah conditions</u> For watercourses affected during construction, measures should be sought to minimise the impact with respect to the existing nullah conditions, existing shrubs and trees along the banks. Where natural streams are unavoidably affected along some of their length, they can be diverted to avoid the proposed new developments and retain the integrity of the whole stream. Detailed design of any stream diversion should follow the Guidelines in ETWB Technical Circular (Works) No. 5/2005 (Protection of natural streams/rivers from adverse impacts arising from construction works) and appropriate construction methods should be used.</p>	Minimise / limit impacts on surrounding landscape and adjacent water sea areas			ETWB TCW No. 5/2005 – Protection of natural streams/rivers from adverse impacts arising from construction works; DSD Practice Note No.1/2005, Guidelines on Environmental Considerations for River Channel Design	N/A
<i>Cultural Heritage Impact</i>						
S13.1.1	<p>The archaeological impact arising from the construction works should be assessed when the detailed design of the works is available. Preservation in situ is the top priority to safeguard the archaeological remains in the impacted area by amending the layout plans of the construction works. However, if the works cannot avoid disturbance to the archaeological deposit, depending on degree of direct impact, the following mitigation measures should be considered, such as archaeological surveys, archaeological watching brief, preservation by record and relocation of archaeological remains. The scope and programme of the archaeological fieldwork would be agreed with AMO.</p>	Minimise impact to archaeology in SAIs	Contractor	Prior to construction phase commencement	Environmental Impact Assessment Ordinance EIAO (Cap.499) and Technical Memorandum (EIAO-TM) Guidance Note on Assessment of Impact on Sites of Culture Heritage in Environmental Impact Assessment Studies (GCH-EIA) Antiquities and Monuments Ordinance (A&MO)	N/A

EM&A Ref.	Mitigation Measures	Objective of the recommended measure & main concerns to address	Implement Agent	Implementation Timing	Requirements and / or Standards to be Achieved	Implementation status
					Hong Kong Planning Standards and Guidelines (HKPSG) Guidelines for Cultural Heritage Impact Assessment (GCHIA)	
S13.1.2	Further archaeological survey is required to be conducted at APA 1 and APA 2 to ascertain the extent of any archaeological remains within the APAs if any construction works will be carried out. Based on the findings of the survey, mitigation measures could be proposed, such as preservation in situ, preservation by record, or relocation of archaeological remains, in prior agreement with the AMO. Direct impact arising from the proposed development within APA 3 should be avoided as far as possible.	Minimise impact to archaeology in APAs.			EIAO-TM GCH-EIA A&MO HKPSG GCHIA	N/A
S13.1.5	Preservation by record (including cartographic and photographic record) prior to any construction works would be required for the directly impacted built heritage.	Minimise impact to built heritage			EIAO-TM GCH-EIA HKPSG GCHIA	N/A
-	A Conservation Management Plan should be proposed to implement future maintenance and management of the cultural heritage.	Maximise the public education, heritage and cultural tourism related opportunities in this area as heritage attractions.	CEDD		EIAO-TM GCH-EIA A&MO HKPSG GCHIA	N/A

Appendix D

Environmental Monitoring Schedule

Contract No. WD/02/2021
 Environmental Team for Hung Shui Kiu/ Ha Tsuen New Development Area Stage 1 Works
 - Site Formation and Engineering Infrastructure

Environmental Monitoring Schedule (Version 1.0)						
February 2024						
Sun	Mon	Tue	Wed	Thur	Fri	Sat
				1 Water Quality Monitoring (U1, U2, SW, HT, TKW, TKW1)	2	3 Water Quality Monitoring (U1, U2, SW, HT, TKW, TKW1)
4	5 Water Quality Monitoring (U1, U2, SW, HT, TKW, TKW1)	6	7 Water Quality Monitoring (U1, U2, SW, HT, TKW, TKW1)	8	9	10
11	12	13	14	15 Water Quality Monitoring (U1, U2, SW, HT, TKW, TKW1)	16	17 Water Quality Monitoring (U1, U2, SW, HT, TKW, TKW1)
18	19 Water Quality Monitoring (U1, U2, SW, HT, TKW, TKW1)	20	21 Water Quality Monitoring (U1, U2, SW, HT, TKW, TKW1)	22	23 Water Quality Monitoring (U1, U2, SW, HT, TKW, TKW1)	24
25	26	27 Water Quality Monitoring (U1, U2, SW, HT, TKW, TKW1)	28	29 Water Quality Monitoring (U1, U2, SW, HT, TKW, TKW1)		
Water Quality Monitoring Station: U1 - Upstream Station U2 - Upstream Station SW - Gradient station (downstream of U1 and the construction site of Road D1) HT - Gradient station (downstream of U2 and the construction site of Road D1) TKW1 - Gradient station (downstream of the construction site of Road D1) TKW - Gradient station (downstream of the construction site of Road D1)						

Contract No. WD/02/2021
 Environmental Team for Hung Shui Kiu/ Ha Tsuen New Development Area Stage 1 Works
 - Site Formation and Engineering Infrastructure

Tentative Environmental Monitoring Schedule (Version 1.0)

March 2024						
Sun	Mon	Tue	Wed	Thur	Fri	Sat
					1	2 Water Quality Monitoring (U1, U2, SW, HT, TKW, TKW1)
3	4	5 Water Quality Monitoring (U1, U2, SW, HT, TKW, TKW1)	6	7 Water Quality Monitoring (U1, U2, SW, HT, TKW, TKW1)	8	9 Water Quality Monitoring (U1, U2, SW, HT, TKW, TKW1)
10	11	12 Water Quality Monitoring (U1, U2, SW, HT, TKW, TKW1)	13	14 Water Quality Monitoring (U1, U2, SW, HT, TKW, TKW1)	15	16 Water Quality Monitoring (U1, U2, SW, HT, TKW, TKW1)
17	18 Water Quality Monitoring (U1, U2, SW, HT, TKW, TKW1)	19	20 Water Quality Monitoring (U1, U2, SW, HT, TKW, TKW1)	21	22 Water Quality Monitoring (U1, U2, SW, HT, TKW, TKW1)	23
24	25 Water Quality Monitoring (U1, U2, SW, HT, TKW, TKW1)	26	27 Water Quality Monitoring (U1, U2, SW, HT, TKW, TKW1)	28	29 Water Quality Monitoring (U1, U2, SW, HT, TKW, TKW1)	30
31						

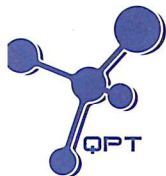
The schedule may be changed due to unforeseen circumstances (e.g. adverse weather, etc.)

Water Quality Monitoring Station:

- U1 - Upstream Station
- U2 - Upstream Station
- SW - Gradient station (downstream of U1 and the construction site of Road D1)
- HT - Gradient station (downstream of U2 and the construction site of Road D1)
- TKW1 - Gradient station (downstream of the construction site of Road D1)
- TKW - Gradient station (downstream of the construction site of Road D1)

Appendix E

Calibration Certification



專業化驗有限公司

QUALITY PRO TEST-CONSULT LIMITED

Unit 10, 5/F, Wah Wai Centre, 38-40 Au Pui Wan St., Fotan, Hong Kong

Email: info@qualityprotest.com; Website: www.qualityprotest.com

Tel: (852) 3956 8717; Fax: (852) 3956 3928

REPORT OF EQUIPMENT PERFORMANCE CHECK/ CALIBRATION

Test Report No. : R-BC120001
Date of Issue : 05 December 2023
Page No. : 1 of 2

PART A - CUSTOMER INFORMATION

Acuity Sustainability Consulting Limited

Unit E, 12/F, Ford Glory Plaza 37-39 Wing Hong Street, Cheung Sha Wan, Kowloon, Hong Kong

PART B - SAMPLE INFORMATION

Name of Equipment : HORIBA U-53
Manufacturer : HORIBA
Serial Number : PPHNOMXY
Date of Received : 30 November 2023
Date of Calibration : 04 December 2023
Date of Next Calibration : 03 March 2024
Request No. : D-BC120001

PART C - REFERENCE METHODS/ DOCUMENTS FOR THE CALIBRATION

Test Parameter	Reference Method
pH value	APHA 21e 4500-H ⁺ B
Temperature	Section 6 of international Accreditation New Zealand Technical Guide no. 3 Second edition March 2008: Working Thermometer Calibration Procedure
Salinity	APHA 21c 2520 B
Dissolved oxygen	APHA 23e 4500-O G (Membrane Electrode Method)
Turbidity	APHA 21c 2130 B (Nephelometric Method)

PART D - CALIBRATION RESULT

(1) pH value

Target (pH unit)	Display Reading (pH unit)	Tolerance	Result
4.00	4.10	0.10	Satisfactory
7.42	7.44	0.02	Satisfactory
10.01	9.92	-0.09	Satisfactory

Tolerance of pH value should be less than ± 0.2 (pH unit)

(2) Temperature

Reading of Ref. thermometer (°C)	Display Reading (°C)	Tolerance	Result
36	36.77	0.77	Satisfactory
25	26.77	1.77	Satisfactory
15	16.26	1.26	Satisfactory

Tolerance of Temperature should be less than ± 2.0 (°C)

(3) Salinity

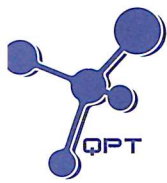
Expected Reading (g/L)	Display Reading (g/L)	Tolerance (%)	Result
10	10.00	0.00	Satisfactory
20	21.07	5.35	Satisfactory
30	32.30	7.67	Satisfactory

Tolerance of Salinity should be less than ± 10.0 (%)

--- CONTINUED ON NEXT PAGE ---

AUTHORIZED
SIGNATORY:


LEE Chun-ning
Assistant Manager



REPORT OF EQUIPMENT PERFORMANCE CHECK/ CALIBRATION

Test Report No. : R-BC120001
Date of Issue : 05 December 2023
Page No. : 2 of 2

(4) Dissolved oxygen

Expected Reading (mg/L)	Display Reading (mg/L)	Tolerance	Result
7.99	7.66	-0.33	Satisfactory
5.00	4.68	-0.32	Satisfactory
2.58	2.21	-0.37	Satisfactory
0.10	0.07	-0.03	Satisfactory

Tolerance of Dissolved oxygen should be less than ± 0.5 (mg/L)

(5) Turbidity

Expected Reading (NTU)	Display Reading (NTU)	Tolerance (%)	Result
0	0.62	--	Satisfactory
10	9.29	-7.1	Satisfactory
20	21.30	6.5	Satisfactory
100	105.00	5.0	Satisfactory
800	850.00	6.3	Satisfactory

Tolerance of Turbidity should be less than ± 10.0 (%)

Remark(s)

- The "Date of Next Calibration" is recommended according to best practice principals as practiced by QPT or quoted from relevant international standards.
- The results relate only to the calibrated equipment as received
- The performance of the equipment stated in this report is checked with independent reference material and results compared against a calibrated secondary source.
- "Displayed Reading" denotes the figure shown on item under calibration/ checking regardless of equipment precision or significant figures.
- The "Tolerance Limit" mentioned is the acceptance criteria applicable for similar equipment used by Quality Pro Test-Consult Ltd. or quoted from relevant international standards.

--- END OF REPORT ---

Appendix F

Water Quality Monitoring Results and Graphical Presentation

Water Quality Monitoring Location : TKW1

Date	Start Time	Weather	Water depth (cm)	Temperature (°C)		pH		DO (mg/L)		DO (%)		Turbidity (NTU)		Suspended Solids (mg/L)	
				Value	Average	Value	Average	Value	Average	Value	Average	Value	Average	Value	Average
01 February 2024	12:44	Fine	12	23.9	23.9	7.4	7.4	3.2	3.2	38.6	37.9	4.6	4.6	1.7	1.5
				24.0		7.4		3.1		37.1		4.6		1.3	
03 February 2024	15:42	Sunny	14	23.2	23.2	7.6	7.6	7.7	7.7	95.6	95.6	10.3	10.5	3.0	3.1
				23.3		7.6		7.7		95.5		10.6		3.2	
05 February 2024	16:22	Sunny	13	21.9	21.9	7.7	7.7	5.8	5.8	71.6	71.6	7.8	7.8	2.3	2.5
				21.9		7.7		5.8		71.5		7.8		2.7	
07 February 2024	15:05	Sunny	14	17.2	17.1	7.4	7.4	6.2	6.2	75.1	75.2	13.5	13.9	2.1	2.1
				17.1		7.4		6.2		75.2		14.2		2.1	
15 February 2024	16:20	Sunny	11	25.5	25.5	7.3	7.3	3.8	3.8	46.2	46.2	7.8	7.7	1.6	1.6
				25.5		7.3		3.8		46.2		7.7		1.5	
17 February 2024	16:20	Fine	13	25.1	25.1	7.3	7.3	7.3	7.3	81.7	81.7	9.8	9.8	1.0	1.1
				25.1		7.3		7.3		81.7		9.8		1.2	
19 February 2024	15:30	Fine	8	25.2	25.2	7.5	7.5	6.0	6.0	73.1	73.1	13.4	13.1	1.0	1.0
				25.2		7.5		6.0		73.1		12.7		1.0	
21 February 2024	14:39	Sunny	9	22.2	22.2	7.9	7.9	6.3	6.3	71.8	71.9	13.3	13.0	2.3	2.5
				22.2		7.9		6.3		71.9		12.6		2.6	
23 February 2024	14:25	Sunny	14	20.3	20.3	7.7	7.7	4.5	4.5	60.9	61.9	9.3	9.3	1.0	1.0
				20.3		7.7		4.5		62.9		9.3		1.0	
27 February 2024	17:41	Cloudy	8	20.5	20.5	7.7	7.7	5.6	5.5	62.4	62.2	14.8	14.7	2.6	2.6
				20.5		7.7		5.5		61.9		14.5		2.5	
29 February 2024	13:55	Fine	13	20.2	20.2	7.9	7.9	4.4	4.4	61.5	61.6	14.1	14.7	1.0	1.0
				20.2		7.9		4.4		61.6		15.3		1.0	

Water Quality Monitoring Location : TKW

Date	Start Time	Weather	Water depth (cm)	Temperature (°C)		pH		DO (mg/L)		DO (%)		Turbidity (NTU)		Suspended Solids (mg/L)	
				Value	Average	Value	Average	Value	Average	Value	Average	Value	Average	Value	Average
01 February 2024	12:57	Fine	15	24.0	24.0	7.4	7.4	3.7	3.6	44.0	42.9	4.9	4.8	1.6	1.8
				24.0		7.4		3.5		41.8		4.8		1.8	
03 February 2024	15:57	Sunny	17	22.8	22.8	7.4	7.3	6.0	6.0	73.7	73.7	11.3	11.1	1.8	1.9
				22.8		7.3		6.0		73.7		10.9		2.0	
05 February 2024	16:28	Sunny	17	21.8	21.8	7.7	7.7	5.8	5.8	71.6	71.6	7.9	7.9	2.7	2.5
				21.8		7.7		5.8		71.5		7.9		2.3	
07 February 2024	15:13	Sunny	17	17.3	17.3	7.3	7.3	5.3	5.3	64.9	65.0	13.1	13.4	2.0	2.1
				17.3		7.4		5.4		65.1		13.6		2.1	
15 February 2024	16:25	Sunny	13	25.6	25.6	7.3	7.3	3.4	3.4	41.5	41.9	7.8	7.8	4.7	4.7
				25.6		7.3		3.5		42.3		7.7		4.6	
17 February 2024	16:29	Fine	13	25.0	25.0	7.2	7.2	6.8	6.8	81.8	81.9	11.5	11.6	1.1	1.2
				25.0		7.2		6.8		81.9		11.7		1.2	
19 February 2024	15:35	Fine	17	25.1	25.1	7.3	7.3	5.5	5.3	66.1	64.5	12.6	12.7	1.0	1.0
				25.1		7.3		5.2		62.9		12.7		1.0	
21 February 2024	14:45	Sunny	10	22.2	22.2	7.9	7.9	6.2	6.2	71.6	71.6	12.2	12.7	2.2	2.3
				22.2		7.9		6.2		71.6		13.1		2.3	
23 February 2024	14:30	Sunny	11	20.3	20.3	7.7	7.7	4.4	4.4	57.9	58.9	8.8	8.9	1.0	1.0
				20.3		7.7		4.4		59.9		9.0		1.0	
27 February 2024	17:31	Cloudy	17	21.4	21.4	7.8	7.8	6.3	6.3	72.3	71.6	18.3	18.5	3.2	3.1
				21.4		7.8		6.2		70.8		18.6		2.9	
29 February 2024	13:59	Fine	12	20.2	20.2	7.9	7.9	4.4	4.4	57.8	58.1	14.6	14.5	2.1	2.1
				20.2		8.0		4.4		58.4		14.4		2.0	

Water Quality Monitoring Location : U1

Date	Start Time	Weather	Water depth (cm)	Temperature (°C)		pH		DO (mg/L)		DO (%)		Turbidity (NTU)		Suspended Solids (mg/L)	
				Value	Average	Value	Average	Value	Average	Value	Average	Value	Average	Value	Average
01 February 2024	11:59	Fine	2	23.6	23.6	7.5	7.5	5.5	5.5	64.9	65.0	4.7	4.6	2.6	2.6
				23.6		7.5		5.5		65.0		4.6		2.6	
03 February 2024	14:58	Sunny	3	24.4	24.4	7.8	7.8	5.0	5.0	63.0	63.2	6.2	6.2	1.0	1.1
				24.4		7.8		5.0		63.4		6.3		1.1	
05 February 2024	15:37	Sunny	4	22.2	22.2	7.6	7.6	5.5	5.5	67.8	67.9	5.3	5.3	1.6	1.7
				22.2		7.6		5.5		68.0		5.3		1.8	
07 February 2024	14:24	Sunny	5	18.0	18.0	7.9	7.9	6.3	6.3	77.7	77.7	7.7	7.6	5.3	5.6
				18.0		7.9		6.3		77.6		7.6		5.8	
15 February 2024	15:17	Sunny	4	25.9	25.9	7.6	7.6	6.2	6.2	76.2	76.3	6.9	6.9	1.6	1.5
				25.9		7.6		6.2		76.4		7.0		1.4	
17 February 2024	15:50	Fine	2	25.5	25.5	7.8	7.8	5.6	5.6	68.1	68.0	8.3	8.3	1.7	1.6
				25.5		7.8		5.6		67.8		8.3		1.4	
19 February 2024	15:05	Fine	5	25.2	25.2	7.8	7.8	7.2	7.2	87.5	87.5	11.0	11.6	1.8	1.7
				25.2		7.8		7.2		87.4		12.1		1.6	
21 February 2024	15:05	Sunny	2	21.8	21.8	8.0	8.0	7.6	7.6	85.3	84.9	12.5	12.3	4.6	4.8
				21.8		8.0		7.5		84.5		12.1		5.0	
23 February 2024	14:54	Sunny	5	20.0	20.0	7.6	7.6	7.2	7.1	80.5	79.9	8.3	8.3	2.8	2.7
				20.0		7.6		7.0		79.2		8.3		2.5	
27 February 2024	18:30	Cloudy	3	21.0	21.0	8.1	8.1	6.0	5.9	69.0	68.0	13.6	13.5	6.1	6.0
				21.0		8.1		5.9		66.9		13.3		5.9	
29 February 2024	13:12	Fine	5	19.8	19.8	7.7	7.7	7.3	7.3	82.9	82.9	8.2	8.2	2.4	2.6
				19.8		7.7		7.2		82.8		8.3		2.7	

Water Quality Monitoring Location : SW

Date	Start Time	Weather	Water depth (cm)	Temperature (°C)		pH		DO (mg/L)		DO (%)		Turbidity (NTU)		Suspended Solids (mg/L)	
				Value	Average	Value	Average	Value	Average	Value	Average	Value	Average	Value	Average
01 February 2024	12:23	Fine	10	23.7	23.7	7.4	7.4	4.3	4.3	50.5	50.5	4.6	4.5	3.1	3.4
				23.7		7.4		4.3		50.4		4.4		3.6	
03 February 2024	16:10	Sunny	8	24.4	24.4	7.4	7.4	7.2	7.2	92.2	92.2	4.8	4.8	1.4	1.6
				24.4		7.4		7.2		92.1		4.8		1.8	
05 February 2024	16:02	Sunny	10	22.1	22.1	8.0	8.0	5.8	5.7	71.4	71.4	5.2	5.1	1.9	2.1
				22.1		8.0		5.7		71.3		5.1		2.2	
07 February 2024	14:33	Sunny	5	17.3	17.3	7.1	7.1	6.2	6.2	74.9	75.2	6.2	6.2	3.6	3.5
				17.3		7.1		6.2		75.4		6.3		3.4	
15 February 2024	16:10	Sunny	6	25.4	25.4	7.1	7.1	4.1	4.1	49.6	49.6	6.5	6.5	1.0	1.0
				25.4		7.1		4.1		49.5		6.5		1.0	
17 February 2024	16:39	Fine	6	25.1	25.1	7.4	7.4	4.8	4.8	58.5	58.5	8.4	8.4	1.6	1.5
				25.1		7.4		4.8		58.5		8.5		1.5	
19 February 2024	15:43	Fine	9	25.1	25.1	7.5	7.5	6.8	6.8	82.9	82.9	6.8	6.8	1.5	1.5
				25.1		7.5		6.8		82.9		6.9		1.5	
21 February 2024	14:52	Sunny	10	21.8	21.8	8.3	8.3	6.0	6.0	68.0	68.1	16.4	16.0	1.0	1.0
				21.8		8.3		6.0		68.2		15.5		1.0	
23 February 2024	14:10	Sunny	10	21.0	21.0	8.0	7.9	7.4	7.4	76.2	75.7	16.3	15.6	1.0	1.0
				21.0		7.9		7.4		75.1		14.9		1.0	
27 February 2024	17:51	Cloudy	7	20.5	20.5	7.7	7.7	3.3	3.3	37.5	37.5	18.4	17.9	1.0	1.1
				20.5		7.7		3.3		37.4		17.4		1.2	
29 February 2024	13:33	Fine	10	20.3	20.3	8.0	7.9	5.5	5.5	72.5	72.3	8.9	8.9	1.0	1.0
				20.3		7.9		5.5		72.0		8.9		1.0	

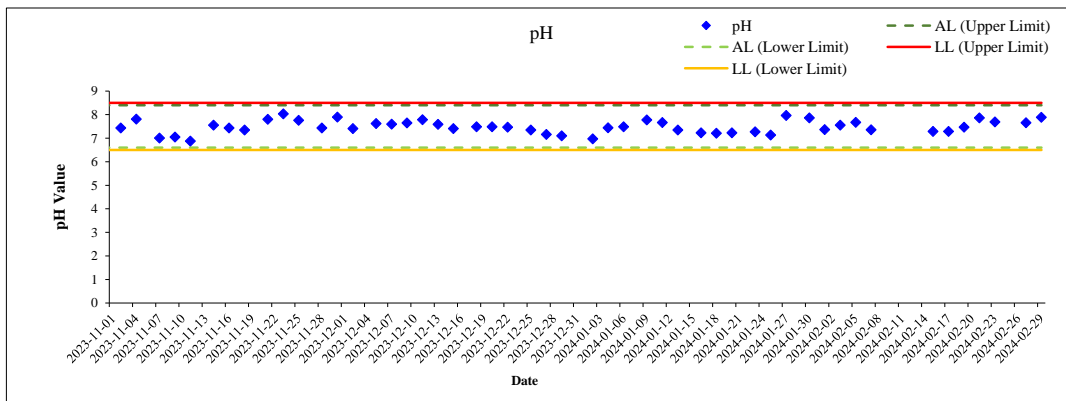
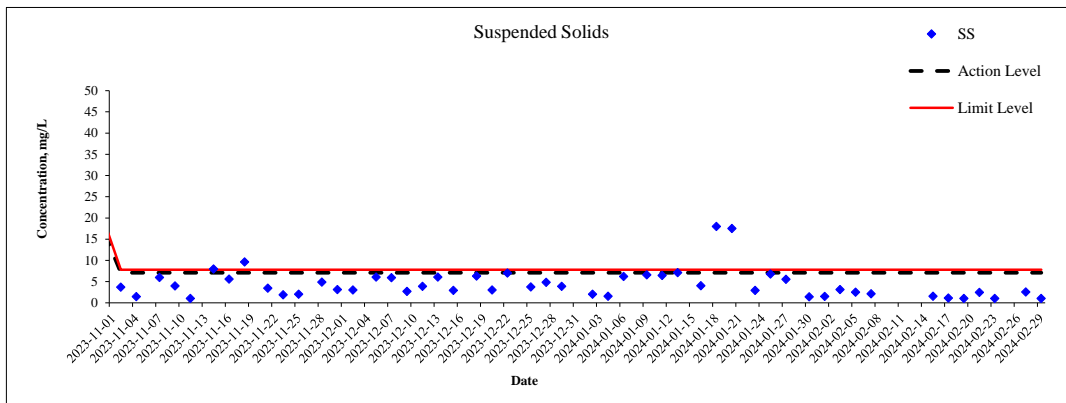
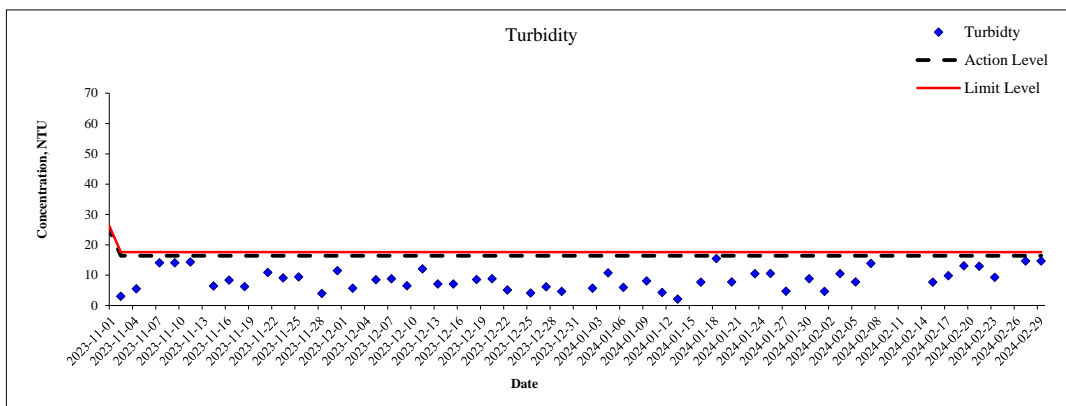
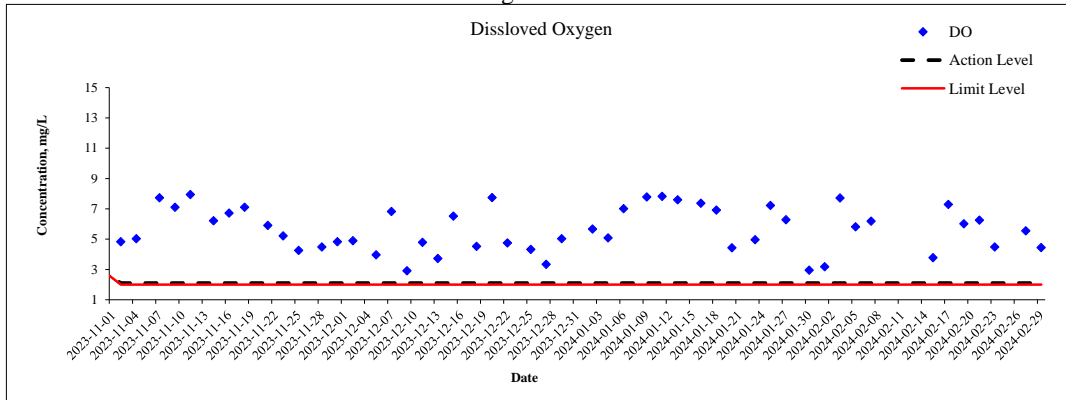
Water Quality Monitoring Location : U2

Date	Start Time	Weather	Water depth (cm)	Temperature (°C)		pH		DO (mg/L)		DO (%)		Turbidity (NTU)		Suspended Solids (mg/L)	
				Value	Average	Value	Average	Value	Average	Value	Average	Value	Average	Value	Average
01 February 2024	12:11	Fine	23	23.8	23.8	7.4	7.4	6.3	6.3	74.6	74.6	4.4	4.3	2.6	2.8
				23.8		7.4		6.3		74.6		4.2		2.9	
03 February 2024	15:14	Sunny	24	24.2	24.2	7.7	7.7	4.7	4.6	59.0	58.6	5.5	5.5	1.0	1.0
				24.2		7.7		4.6		58.2		5.5		1.0	
05 February 2024	15:48	Sunny	30	22.0	22.0	7.7	7.7	6.9	6.9	84.7	84.7	5.4	5.4	1.7	1.6
				22.0		7.7		6.9		84.7		5.5		1.5	
07 February 2024	14:47	Sunny	23	18.1	18.0	7.7	7.7	4.3	4.3	52.5	52.5	6.4	6.5	7.1	6.9
				18.0		7.7		4.3		52.5		6.5		6.6	
15 February 2024	15:22	Sunny	30	26.1	26.1	7.9	7.9	6.2	6.2	76.6	76.6	6.6	6.6	1.5	1.4
				26.1		7.9		6.2		76.5		6.6		1.3	
17 February 2024	16:01	Fine	24	25.5	25.5	7.8	7.8	6.7	6.7	81.4	81.5	8.1	8.0	1.0	1.0
				25.5		7.8		6.7		81.6		8.0		1.0	
19 February 2024	15:16	Fine	25	25.2	25.2	7.8	7.8	5.1	5.1	62.0	62.1	11.3	11.0	1.6	1.5
				25.2		7.8		5.1		62.2		10.7		1.4	
21 February 2024	15:15	Sunny	29	21.5	21.5	7.9	7.9	6.7	6.7	71.0	71.0	8.5	8.5	14.0	14.0
				21.5		8.0		6.7		70.9		8.5		14.0	
23 February 2024	15:07	Sunny	30	20.0	20.0	7.6	7.6	7.1	7.1	79.4	79.4	8.3	8.3	3.9	4.0
				20.0		7.6		7.1		79.4		8.3		4.1	
27 February 2024	18:21	Cloudy	25	20.6	20.5	8.0	8.0	4.7	4.7	53.7	53.6	14.4	14.3	4.1	4.1
				20.5		8.0		4.7		53.4		14.2		4.0	
29 February 2024	13:22	Fine	27	20.1	20.1	7.9	7.8	7.3	7.4	77.0	78.0	7.7	7.7	2.3	2.5
				20.1		7.8		7.5		78.9		7.8		2.7	

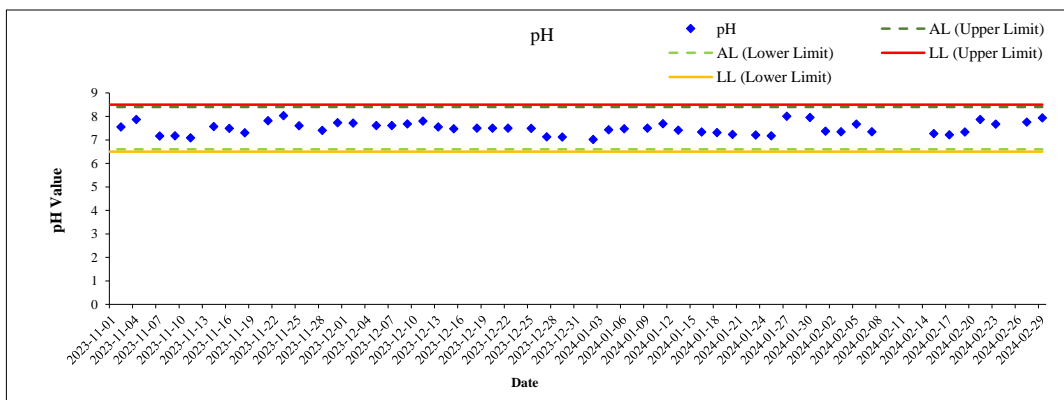
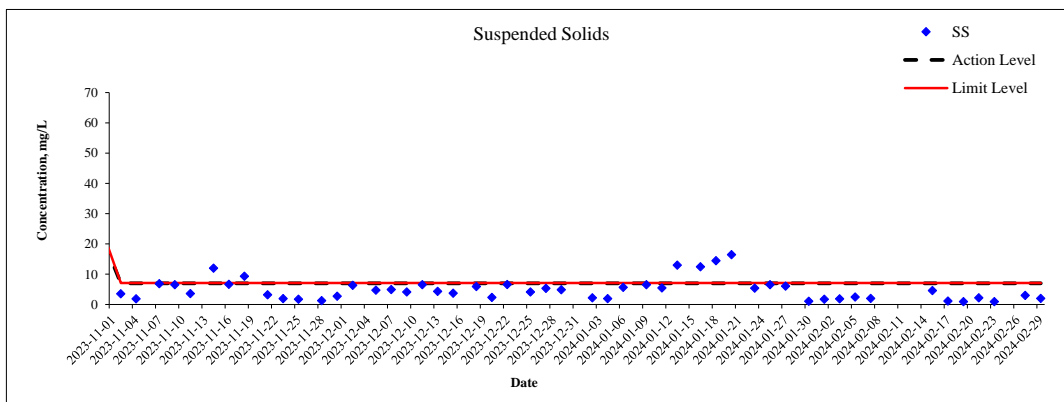
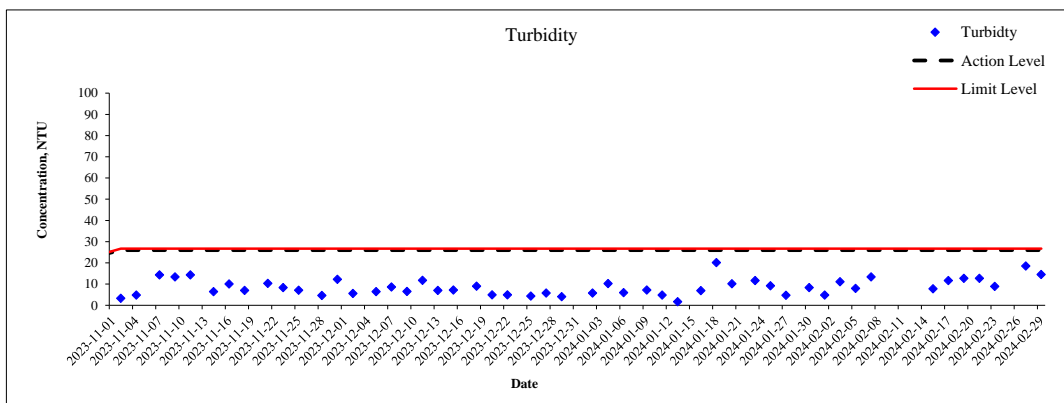
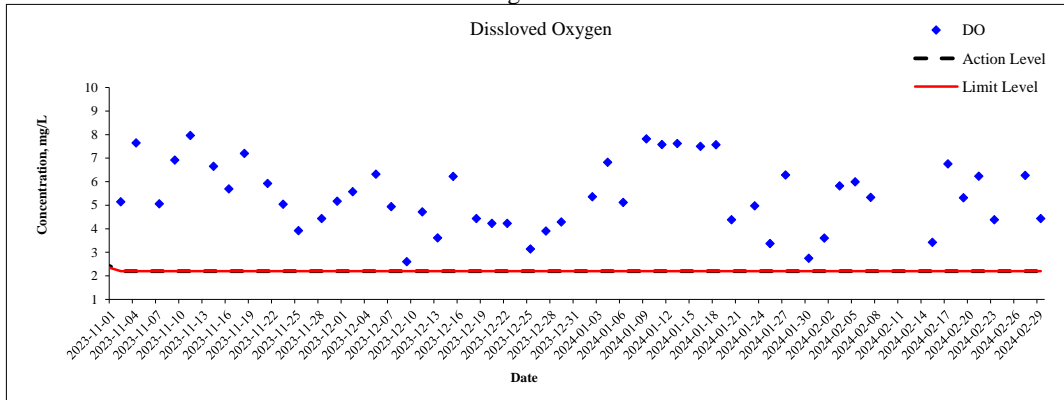
Water Quality Monitoring Location : HT

Date	Start Time	Weather	Water depth (cm)	Temperature (°C)		pH		DO (mg/L)		DO (%)		Turbidity (NTU)		Suspended Solids (mg/L)	
				Value	Average	Value	Average	Value	Average	Value	Average	Value	Average	Value	Average
01 February 2024	13:15	Fine	4	23.8	23.8	7.5	7.5	7.4	7.4	88.2	88.2	5.0	4.9	1.4	1.3
				23.8		7.4		7.4		88.1		4.8		1.2	
03 February 2024	16:24	Sunny	6	24.1	24.1	7.8	7.8	5.4	5.4	67.6	67.6	5.6	5.7	1.1	1.1
				24.1		7.8		5.4		67.6		5.8		1.1	
05 February 2024	16:43	Sunny	7	21.5	21.6	7.8	7.8	4.8	4.8	58.0	58.1	4.9	4.8	1.6	1.7
				21.6		7.8		4.8		58.1		4.8		1.7	
07 February 2024	15:29	Sunny	5	17.2	17.2	7.1	7.1	5.6	5.6	67.7	68.0	6.6	6.7	1.4	1.6
				17.2		7.1		5.6		68.2		6.8		1.8	
15 February 2024	16:55	Sunny	7	25.1	25.1	7.2	7.2	3.2	3.3	39.1	39.6	6.6	6.7	2.0	2.1
				25.2		7.2		3.3		40.1		6.7		2.2	
17 February 2024	16:48	Fine	4	25.2	25.2	7.8	7.8	6.8	6.8	82.8	82.8	7.2	7.3	1.6	1.6
				25.1		7.8		6.8		82.8		7.4		1.6	
19 February 2024	15:58	Fine	3	25.2	25.2	7.8	7.8	6.8	6.8	82.8	82.8	7.4	7.3	1.3	1.2
				25.2		7.8		6.8		82.8		7.2		1.0	
21 February 2024	14:36	Sunny	7	22.0	22.0	7.8	7.8	6.2	6.2	70.6	70.7	13.6	13.1	1.4	1.3
				22.0		7.8		6.2		70.7		12.6		1.2	
23 February 2024	14:19	Sunny	4	20.2	20.2	7.8	7.8	5.2	5.3	72.0	72.3	12.7	12.9	1.0	1.0
				20.2		7.8		5.4		72.5		13.0		1.0	
27 February 2024	18:10	Cloudy	3	20.6	20.6	7.8	7.8	4.5	4.5	50.7	50.6	15.4	15.4	1.0	1.0
				20.6		7.8		4.4		50.4		15.3		1.0	
29 February 2024	13:45	Fine	7	20.2	20.2	8.0	8.0	4.5	4.5	61.6	61.6	9.7	9.6	1.4	1.3
				20.2		8.1		4.5		61.5		9.5		1.2	

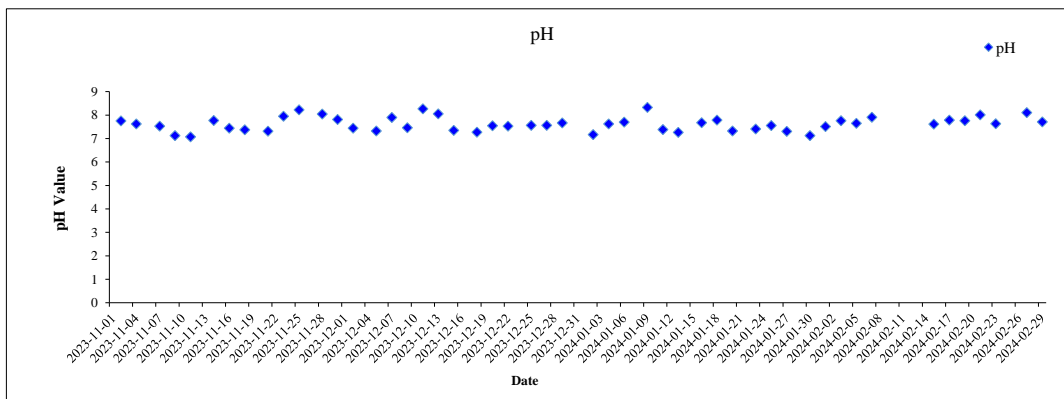
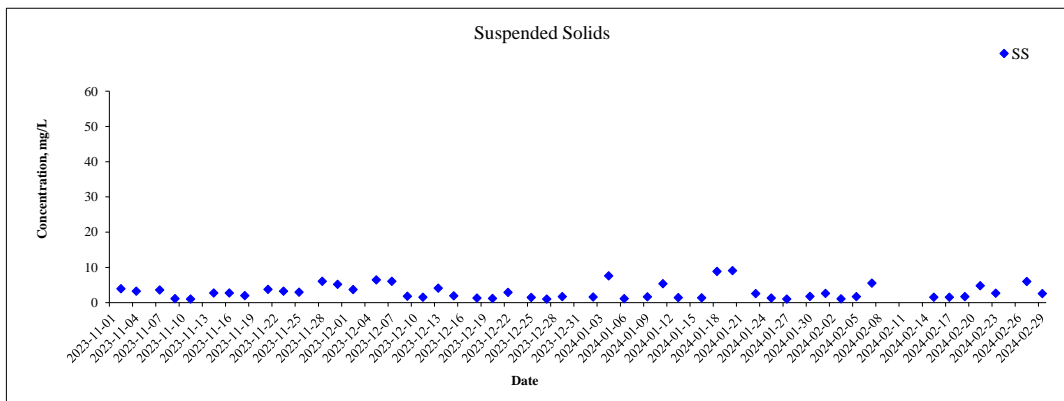
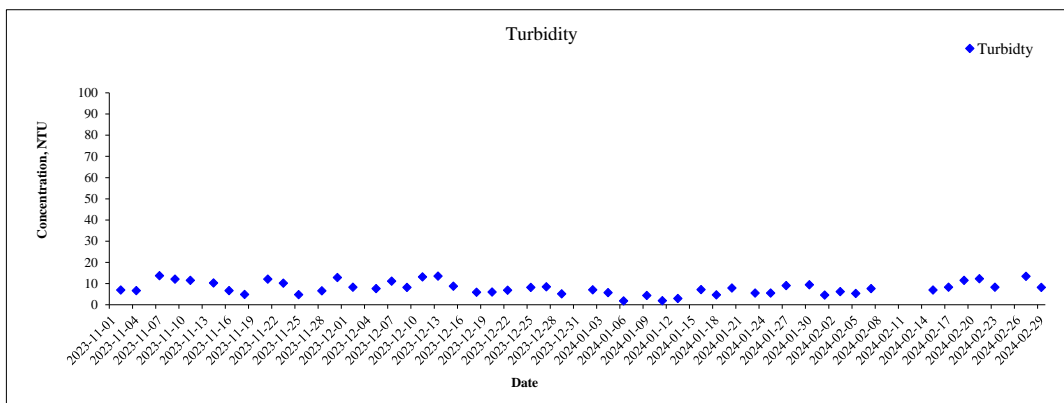
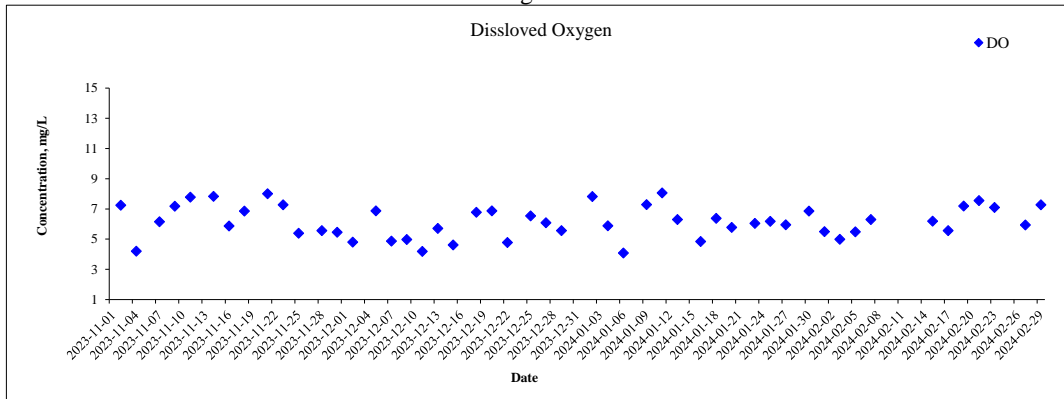
Monitoring Location: TKW1



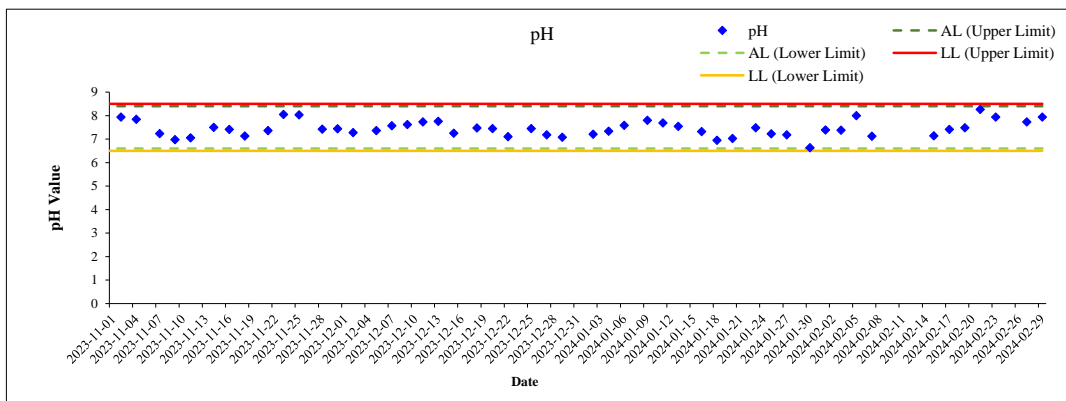
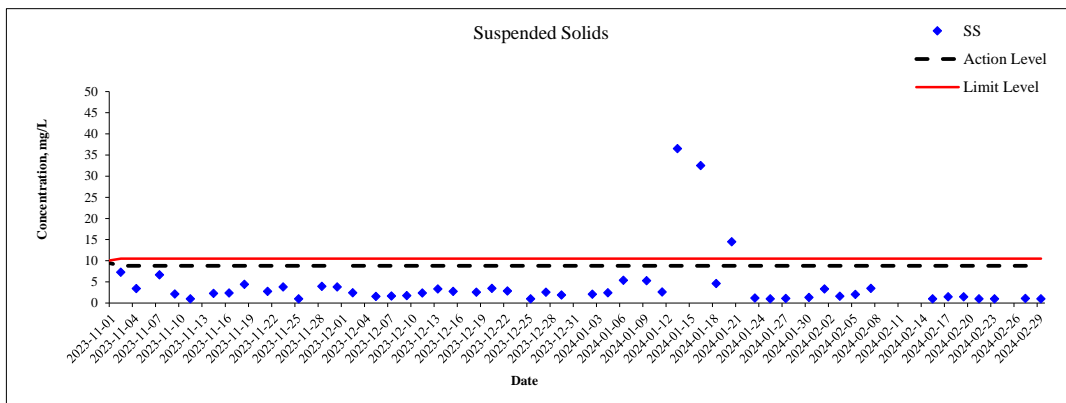
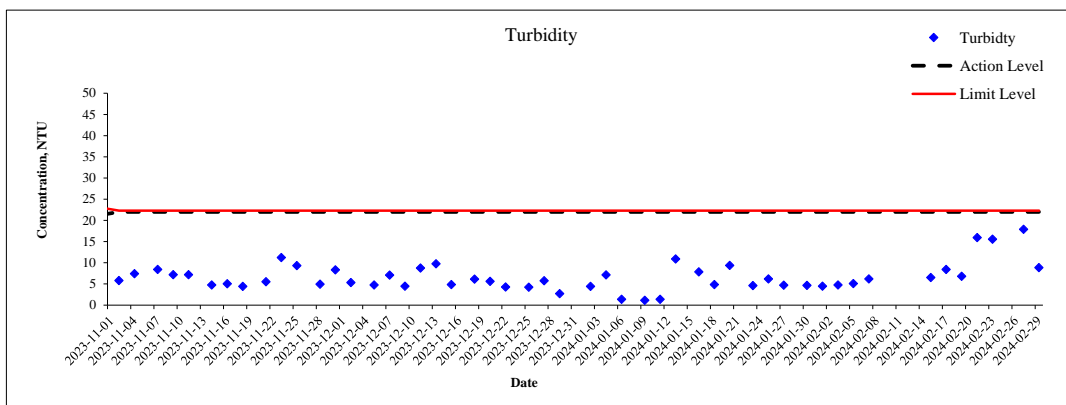
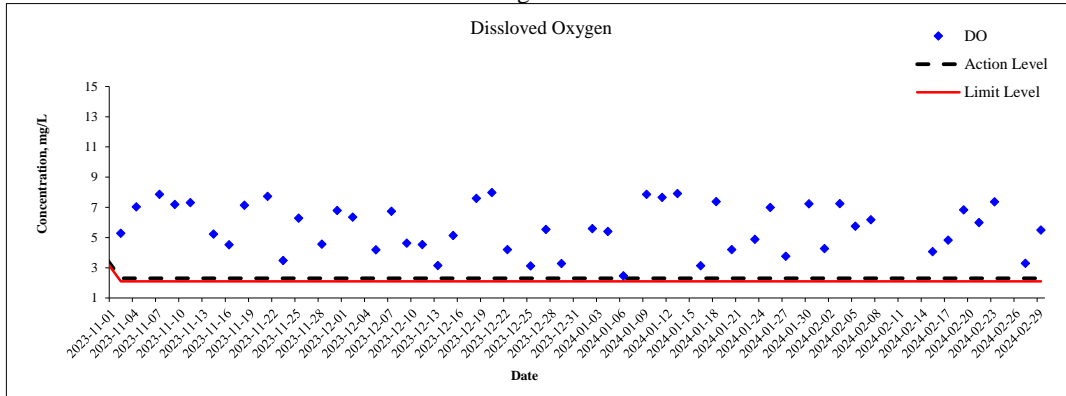
Monitoring Location: TKW



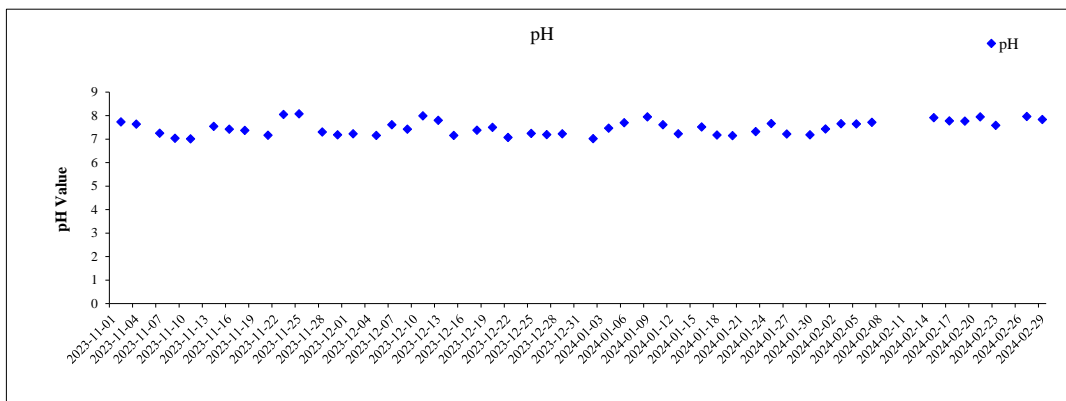
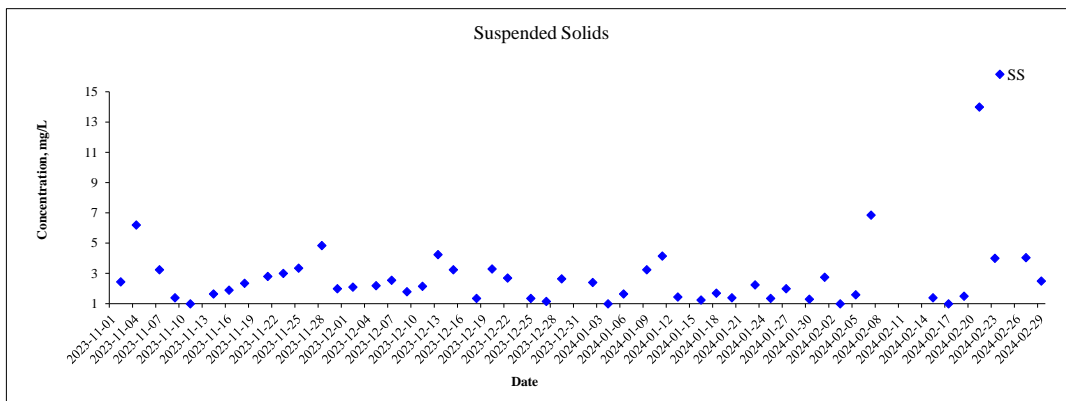
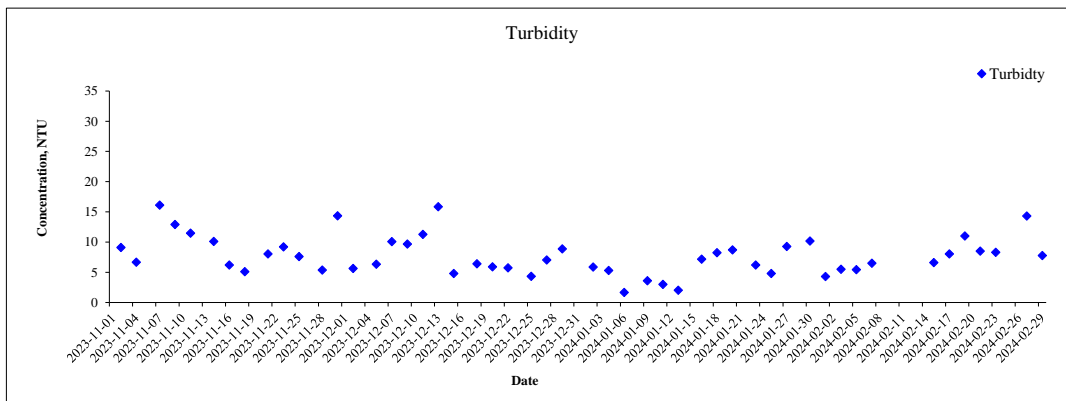
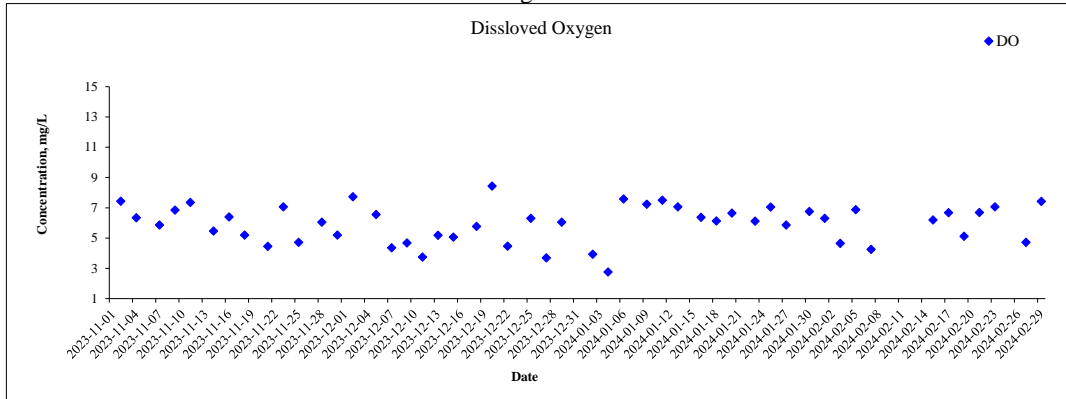
Monitoring Location: U1



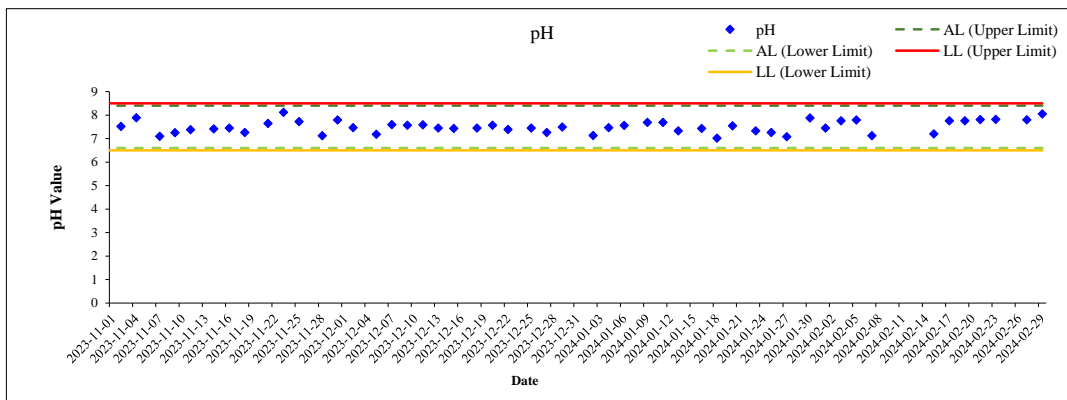
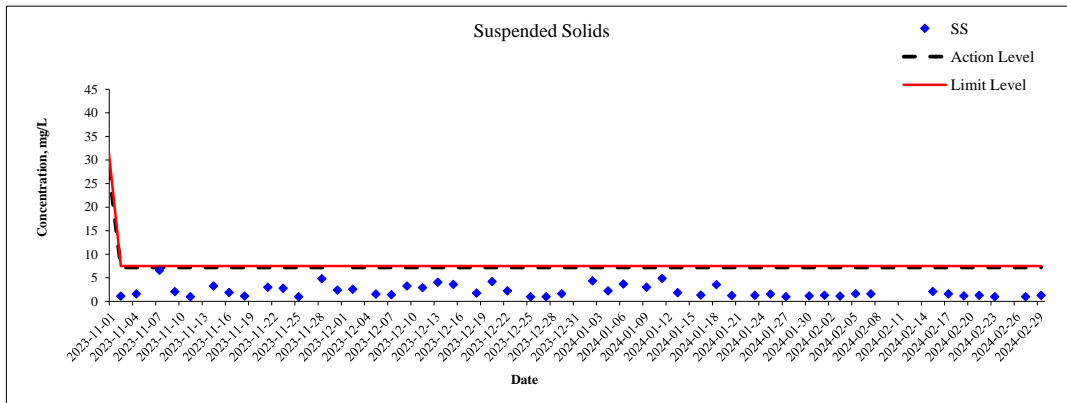
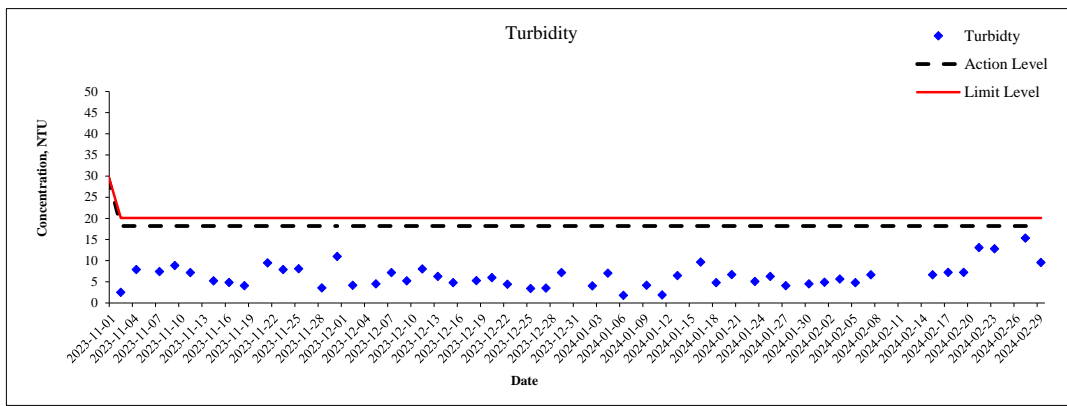
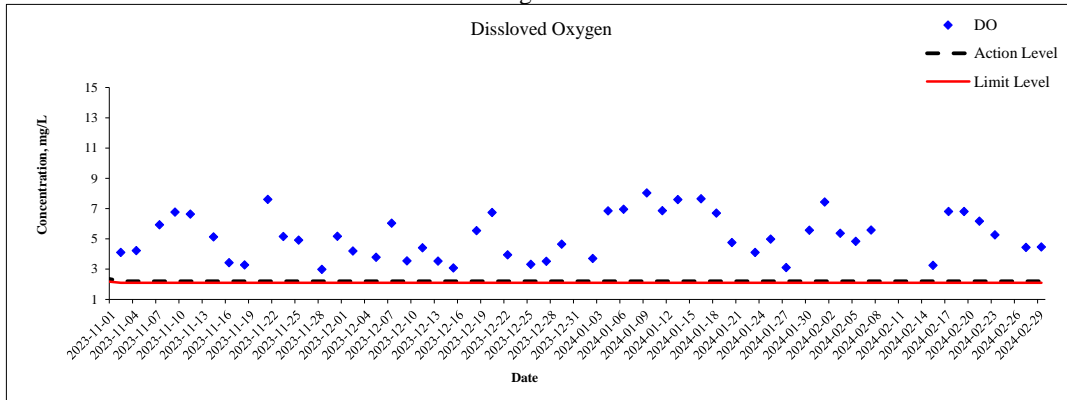
Monitoring Location: SW



Monitoring Location: U2



Monitoring Location: HT



Appendix G

Quality Control Report for Suspended Solids



Acumen Laboratory and Testing Limited

Flat/Rm D, 12/F, Ford Glory Plaza, Nos. 37-39 Wing Hong Street, Cheung Sha Wan, Kowloon, Hong Kong
Tel: (852) 2333 6823 Fax: (852) 2333 1316

Appendix - Quality Control Summary Table

Project Name: Hung Shui Kiu/Ha Tsuen New Development Area Stage 1 Works

		Method Blank Report		Duplicate Report			Sample Spike Report		Pass / Fail
		MDL	Result	Original Result	Duplicate Result	RPD	Spike concentration	Spike Recovery	
Sampling Date	Job No. Unit	mg/L	mg/L	mg/L	mg/L	%	mg/L	%	/
01/02/2024	R240384	0.22	0.09	3.86	3.67	5.0	10	90.8	Pass
03/02/2024	R240385	0.22	0.08	3.52	3.38	4.1	10	95.6	Pass
05/02/2024	R240399	0.22	0.12	3.89	3.99	-2.5	10	92.2	Pass
07/02/2024	R240400	0.22	0.10	3.97	3.89	2.0	10	92.7	Pass
15/02/2024	R240457	0.22	0.09	4.39	4.20	4.4	10	94.5	Pass
17/02/2024	R240459	0.22	0.11	3.81	3.92	-2.8	10	94.9	Pass
19/02/2024	R240460	0.22	0.09	4.07	4.18	-2.7	10	92.8	Pass
21/02/2024	R240461	0.22	0.07	4.45	4.28	3.9	10	93.0	Pass
23/02/2024	R240531	0.22	0.11	3.93	3.75	4.7	10	91.4	Pass
27/02/2024	R240551	0.22	0.09	4.73	4.91	-3.7	10	93.5	Pass
29/02/2024	R240552	0.22	0.08	3.28	3.41	-3.9	10	90.8	Pass

Appendix H

Event and Action Plan

Table H1 Event and Action Plan for Water Quality

Event	Action			
	ET Leader	IEC	ER	Contractor
Action Level				
Action level being exceeded by one sampling day	<ul style="list-style-type: none"> Repeat in-situ measurement to confirm findings; Identify source(s) of impact; Inform IEC and Contractor; Check monitoring data, all plant, equipment and Contractor's working methods; Discuss mitigation measures with IEC and Contractor; Repeat measurement on next day of exceedance. 	<ul style="list-style-type: none"> Discuss with ET and Contractor on the mitigation measures; Review proposals on mitigation measures submitted by Contractor and advise the ER accordingly; Assess the effectiveness of the implemented mitigation measures. 	<ul style="list-style-type: none"> Discuss with IEC on the proposed mitigation measures; Make agreement on the mitigation measures to be implemented. 	<ul style="list-style-type: none"> Inform the ER and confirm notification of the non-compliance in writing; Rectify unacceptable practice; Check all plant and equipment; Consider changes of working methods; Discuss with ET and IEC and propose mitigation measures to IEC and ER; Implement the agreed mitigation measures.
Action Level being exceeded by more than one consecutive sampling days	<ul style="list-style-type: none"> Repeat in-situ measurement to confirm findings; Identify source(s) of impact; Inform IEC and Contractor; Check monitoring data, all plant, equipment and Contractor's working methods; Discuss mitigation measures with IEC and Contractor; Ensure mitigation measures are implemented; Prepare to increase the monitoring frequency to daily; Repeat measurement on next day of exceedance. 	<ul style="list-style-type: none"> Discuss with ET and Contractor on the mitigation measures; Review proposals on mitigation measures submitted by Contractor and advise the ER accordingly; Assess the effectiveness of the implemented mitigation measures. 	<ul style="list-style-type: none"> Discuss with IEC on the proposed mitigation measures; Make agreement on the mitigation measures to be implemented; Assess the effectiveness of the implemented mitigation measures 	<ul style="list-style-type: none"> Inform the Engineer and confirm notification of the noncompliance in writing; Rectify unacceptable practice; Check all plant and equipment; Consider changes of working methods; Discuss with ET and IEC and propose mitigation measures to IEC and ER within 3 working days; Implement the agreed mitigation measures.

Event	Action			
	ET Leader	IEC	ER	Contractor
Limit Level				
Limit level being exceeded by one sampling day	<ul style="list-style-type: none"> Repeat in-situ measurement to confirm findings; Identify source(s) of impact; Inform IEC and Contractor; Check monitoring data, all plant, equipment and Contractor's working methods; Discuss mitigation measures with IEC and Contractor; Ensure mitigation measures are implemented; Increase the monitoring frequency to daily until no exceedance of Limit Level. 	<ul style="list-style-type: none"> Discuss with ET and Contractor on the mitigation measures; Review proposals on mitigation measures submitted by Contractor and advise the ER accordingly; Assess the effectiveness of the implemented mitigation measures. 	<ul style="list-style-type: none"> Discuss with IEC, ET and Contractor on the proposed mitigation measures; Request Contractor to critically review the working methods; Make agreement on the mitigation measures to be implemented; Assess the effectiveness of the implemented mitigation measures. 	<ul style="list-style-type: none"> Inform the ER and confirm notification of the non-compliance in writing; Rectify unacceptable practice; Check all plant and equipment; Consider changes of working methods; Discuss with ET, IEC and ER and propose mitigation measures to IEC and ER within 3 working days; Implement the agreed mitigation measures.
Limit level being exceeded by more than one consecutive sampling days	<ul style="list-style-type: none"> Repeat in-situ measurement to confirm findings; Identify source(s) of impact; Inform IEC, Contractor and EPD; Check monitoring data, all plant, equipment and Contractor's working methods; Discuss mitigation measures with IEC, ER and Contractor; Ensure mitigation measures are implemented; Increase the monitoring frequency to daily until no exceedance of Limit Level for two consecutive days. 	<ul style="list-style-type: none"> Discuss with ET and Contractor on the mitigation measures; Review proposals on mitigation measures submitted by Contractor and advise the ER accordingly; Assess the effectiveness of the implemented mitigation measures. 	<ul style="list-style-type: none"> Discuss with IEC, ET and Contractor on the proposed mitigation measures; Request Contractor to critically review the working methods; Make agreement on the mitigation measures to be implemented; Assess the effectiveness of the implemented mitigation measures. Consider and instruct, if necessary the Contractor to slow down or to stop all or part of the marine work 	<ul style="list-style-type: none"> Inform the ER and confirm notification of the non-compliance in writing; Rectify unacceptable practice; Check all plant and equipment; Consider changes of working methods; Discuss with ET, IEC and ER and propose mitigation measures to IEC and ER within 3 working days; Implement the agreed mitigation measures.

Service Contract No. WD/02/2021
 Environmental Team for Hung Shui Kui/ Ha Tsuen
 New Development Area
 Stage 1 Works – Site Formation and Engineering Infrastructure
 Monthly EM&A Report



Event	Action			
	ET Leader	IEC	ER	Contractor
			until no exceedance if Limit Level.	<ul style="list-style-type: none"> As directed by the ER, to slow down or to stop all or part of the marine work or construction activities.

Table H2 Event/Action Plan for Landscape and Visual

Event	Action			
	ET	IEC	ER	Contractor
Design Check	1. Check final design conforms to the requirements of EP and prepare report.	1. Check report. 2. Recommend remedial design if necessary.	1. Undertake remedial design if necessary.	-
Nonconformity on one occasion	1. Inform the IEC, ER and the Contractor 2. Discuss remedial actions with IEC, ER and Contractor 3. Monitor remedial actions until rectification has been completed	1. Check inspection report. 2. Check Contractor's working method 3. Discuss with ET, ER and Contractor on possible remedial measures. 4. Advise ER on effective of proposed remedial measures. 5. Check implementation of remedial measures	1. Confirm receipt of notification of nonconformity in writing 2. Review and agree on the remedial measures proposed by the Contractor 3. Ensure remedial measures are properly implemented	1. Identify source and investigate the nonconformity 2. Amend working methods agreed with ER as appropriate 3. Rectify damage and undertake any necessary replacement
Repeated nonconformity	1. Identify sources 2. Inform the Contractor, IEC and ER 3. Discuss inspection frequency 4. Discuss remedial actions with IEC, ER and Contractor 5. Monitor remedial actions until rectification has been completed 6. If nonconformity stops, cease additional monitoring	1. Check inspection report 2. Check Contractor's working method 3. Discuss with ET, ER and Contractor on possible remedial measures 4. Advise ER on effectiveness of proposed remedial measures	1. Notify the Contractor 2. In consultation with the ET and IEC, agree with the Contractor on the remedial measures to be implemented 3. Supervise implementation of remedial measures	1. Identify source and investigate the nonconformity 2. Amend working methods agreed with ER as appropriate 3. Rectify damage and undertake any necessary replacement. 4. Stop relevant portion of works as determined by ER until the nonconformity is abated.

Appendix I

Waste Generation in the Reporting Month

Name of Department : Civil Engineering and Development Department

Contract No.: YL/2020/03**Monthly Summary Waste Flow Table for 2024 (year)**

Month	Actual Quantities of Inert C&D Materials Generated Monthly						Actual Quantities of C&D Wastes Generated Monthly				
	Total Quantity Generated	Hard Rock and Large Broken Concrete ^1	Reused in the Contract	Reused in other Projects	Disposed as Public Fill	Imported Fill	Metals	Paper / Cardboard Packaging	Plastics (see Note 3)	Chemical Waste	Others e.g. general refuse
	(in '000m ³)	(in '000m ³)	(in '000m ³)	(in '000m ³)	(in '000m ³)	(in '000m ³)	(in '000kg)	(in '000kg)	(in '000kg)	(in '000kg)	(in '000m ³)
Jan	0.000	0.000	0.000	0.000	0.000	0.000	0.000	0.000	0.000	0.000	0.011
Feb	0.000	0.000	0.000	0.000	0.000	0.000	0.000	0.000	0.000	0.000	0.004
Mar											
Apr											
May											
Jun											
SUB-TOTAL											
Jul											
Aug											
Sep											
Oct											
Nov											
Dec											
TOTAL	0.000	0.000	0.000	0.000	0.000	0.000	0.000	0.000	0.000	0.000	0.015

- Notes :
- (1) The performance targets are given in PS Clause 115(14).
 - (2) The waste flow table shall also include C&D materials that are specified in the Contract to be imported for use at the Site.
 - (3) Plastics refer to plastic bottles / containers, plastic sheets / foam from packaging materials
 - (4) The Contractor shall also submit the latest forecast of the total amount of C&D material expected to be generated from the Works, together with a breakdown of the nature where the total amount of C&D materials expected to be generated from the Works is equal to or exceeding 50,000m³.

Appendix J

Summary of Complaint, Notification of summons and Prosecution

Statistical Summary of Environmental Complaints

Reporting Period	Environmental Complaint Statistics		
	Frequency	Cumulative	Complaint Nature
1 – 29 February 2024	0	0	N/A

Statistical Summary of Environmental Summons

Reporting Period	Environmental Summons Statistics		
	Frequency	Cumulative	Details
1 – 29 February 2024	0	0	N/A

Statistical Summary of Environmental Prosecution

Reporting Period	Environmental Prosecution Statistics		
	Frequency	Cumulative	Details
1 – 29 February 2024	0	0	N/A

Appendix K

Summary of Submission Status under Environmental Permit

Submission Status Under Environmental Permit EP-528/2017

EP Condition	Title of Submission	Submission Status
2.3	Management Organization of Main Construction Companies	Submitted to the EPD on 15 Nov 2021
2.4	Updated Environmental Monitoring and Audit Manual	Submitted to the EPD on 13 Jul 2022
2.5	Location Plans	Submitted to the EPD on 3 Nov 2022 (1st submission) Submitted to the EPD on 22 May 2023 (2nd submission)
2.6	Supplementary Contamination Assessment Plan (CAP)	Submitted to the EPD on 4 Jul 2022
2.7	Landscape and Visual Mitigation Plan	Submitted to the EPD on 12 Jan 2023 (1st submission) Submitted to the EPD on 8 Jul 2023 (2nd submission)
2.8	Submission of Traffic Noise Mitigation Plan	According to the approved EIA Report (EIAO Register No. AEIAR-203/2016), no road traffic noise mitigation measures were recommended along the interim section of Road D1 (under Contract No. YL/2020/03). As such, submission of the Traffic Noise Mitigation Plan is not applicable.
3.3	Baseline Monitoring Report	Submitted to the EPD on 28 Oct 2022 (1 st Submission) EPD issued comment on 5 May 2023 Submitted to the EPD on 20 Sept 2023 (2 st Submission) EPD have no further comments on 5 Jan 2024
3.4	Monthly EM&A Report (December 2022)	Verified by the IEC on 18 Jan 2023
3.4	Monthly EM&A Report (January 2023)	Verified by the IEC on 16 Feb 2023
3.4	Monthly EM&A Report (February 2023)	Verified by the IEC on 15 Mar 2023
3.4	Monthly EM&A Report (March 2023)	Verified by the IEC on 21 Apr 2023
3.4	Monthly EM&A Report (April 2023)	Verified by the IEC on 29 Jun 2023

3.4	Monthly EM&A Report (May 2023)	Verified by the IEC on 29 Jun 2023
3.4	Monthly EM&A Report (June 2023)	Verified by the IEC on 20 Jul 2023
3.4	Monthly EM&A Report (July 2023)	Verified by the IEC on 16 Aug 2023
3.4	Monthly EM&A Report (August 2023)	Verified by the IEC on 18 Sept 2023
3.4	Monthly EM&A Report (September 2023)	Verified by the IEC on 16 Oct 2023
3.4	Monthly EM&A Report (October 2023)	Verified by the IEC on 14 Nov 2023
3.4	Monthly EM&A Report (November 2023)	Verified by the IEC on 15 Dec 2023
3.4	Monthly EM&A Report (December 2023)	Verified by the IEC on 12 Jan 2024
4.2	Dedicated Internet web site	Launched in mid-January 2023

Appendix L

Laboratory Report for Suspended Solids

Acumen Laboratory and Testing Limited

Flat/Rm D, 12/F, Ford Glory Plaza, Nos. 37-39 Wing Hong Street, Cheung Sha Wan, Kowloon, Hong Kong
Tel: (852) 2333 6823 Fax: (852) 2333 1316

Test Report

Page 1 of 3


Report Number : Q240003aR240384
Job Number : R240384
Issue Date : 08/02/2024
Applicant Name : Acuity Sustainability Consulting Limited
Applicant Address : Unit E, 12/F, Ford Glory Plaza, No. 37-39 Wing Hong Street,
Cheung Sha Wan, Kowloon, Hong Kong
Project Name : Hung Shui Kiu/Ha Tsuen New Development Area Stage 1 Works
Test Required : Total Suspended Solids (TSS)
Sampling Date : 01/02/2024
Date Samples Received : 01/02/2024
Sample Nature : Wastewater
Number of Samples Received : 12
Condition Received : Sample(s) arrived laboratory in chilled condition
Type of Container : HDPE Plastic Bottles
Laboratory ID : R240384/1 – 12
Test Period : 01/02/2024 – 02/02/2024
Method Used : APHA 23ed 2540D for Total Suspended Solids

Test Result : Refer to the results on page 2-3.

For and on behalf of

Acumen Laboratory and Testing Limited

Authorized Signature :



Hui Wai Fung, Huntington

Laboratory Manager

Chemical and Microbiological Division

Acumen Laboratory and Testing Limited

Flat/Rm D, 12/F, Ford Glory Plaza, Nos. 37-39 Wing Hong Street, Cheung Sha Wan, Kowloon, Hong Kong
 Tel: (852) 2333 6823 Fax: (852) 2333 1316

Test Report

Page 2 of 3

Report Number : Q240003aR240384
 Job Number : R240384
 Issue Date : 08/02/2024

Test Result:

Lab ID	Sampling Date	Client Sample ID	Total Suspended Solids (TSS), mg/L
R240384/1	01/02/2024	U2	2.6
R240384/2	01/02/2024	U2#	2.9
R240384/3	01/02/2024	U1	2.6
R240384/4	01/02/2024	U1#	2.6
R240384/5	01/02/2024	SW	3.1
R240384/6	01/02/2024	SW#	3.6
R240384/7	01/02/2024	HT	1.4
R240384/8	01/02/2024	HT#	1.2
R240384/9	01/02/2024	TKW1	1.7
R240384/10	01/02/2024	TKW1#	1.3
R240384/11	01/02/2024	TKW	1.6
R240384/12	01/02/2024	TKW#	1.8

Test Report

Page 3 of 3

Report Number : Q240003aR240384
Job Number : R240384
Issue Date : 08/02/2024

Note:

1. mg/L indicates milligram per liter
2. < indicates less than.
3. Reporting limit is 2.5mg/L for 1L sample
4. Reporting limit is 1 mg/L for 2.5L sample
5. Applicant name, applicant address, project name, sampling date, sample ID and sample nature are provided by applicant.
6. The result(s) relate only to the item(s) tested.
7. The result(s) are applied only to the sample(s) received.

End of Report

Acumen Laboratory and Testing Limited

Flat/Rm D, 12/F, Ford Glory Plaza, Nos. 37-39 Wing Hong Street, Cheung Sha Wan, Kowloon, Hong Kong
Tel: (852) 2333 6823 Fax: (852) 2333 1316

Test Report

Page 1 of 3


Report Number : Q240003aR240385
Job Number : R240385
Issue Date : 08/02/2024
Applicant Name : Acuity Sustainability Consulting Limited
Applicant Address : Unit E, 12/F, Ford Glory Plaza, No. 37-39 Wing Hong Street,
Cheung Sha Wan, Kowloon, Hong Kong
Project Name : Hung Shui Kiu/Ha Tsuen New Development Area Stage 1 Works
Test Required : Total Suspended Solids (TSS)
Sampling Date : 03/02/2024
Date Samples Received : 03/02/2024
Sample Nature : Wastewater
Number of Samples Received : 12
Condition Received : Sample(s) arrived laboratory in chilled condition
Type of Container : HDPE Plastic Bottles
Laboratory ID : R240385/1 – 12
Test Period : 03/02/2024 – 05/02/2024
Method Used : APHA 23ed 2540D for Total Suspended Solids

Test Result : Refer to the results on page 2-3.

For and on behalf of

Acumen Laboratory and Testing Limited

Authorized Signature :



Hui Wai Fung, Huntington
Laboratory Manager
Chemical and Microbiological Division

Acumen Laboratory and Testing Limited

Flat/Rm D, 12/F, Ford Glory Plaza, Nos. 37-39 Wing Hong Street, Cheung Sha Wan, Kowloon, Hong Kong
 Tel: (852) 2333 6823 Fax: (852) 2333 1316

HOKLAS 241
TEST

Test Report

Page 2 of 3

Report Number : Q240003aR240385
 Job Number : R240385
 Issue Date : 08/02/2024

Test Result:

Lab ID	Sampling Date	Client Sample ID	Total Suspended Solids (TSS), mg/L
R240385/1	03/02/2024	U2	<1
R240385/2	03/02/2024	U2#	<1
R240385/3	03/02/2024	U1	1.0
R240385/4	03/02/2024	U1#	1.1
R240385/5	03/02/2024	SW	1.4
R240385/6	03/02/2024	SW#	1.8
R240385/7	03/02/2024	HT	1.1
R240385/8	03/02/2024	HT#	1.1
R240385/9	03/02/2024	TKW1	3.0
R240385/10	03/02/2024	TKW1#	3.2
R240385/11	03/02/2024	TKW	1.8
R240385/12	03/02/2024	TKW#	2.0

Acumen Laboratory and Testing Limited

Flat/Rm D, 12/F, Ford Glory Plaza, Nos. 37-39 Wing Hong Street, Cheung Sha Wan, Kowloon, Hong Kong
Tel: (852) 2333 6823 Fax: (852) 2333 1316

Test Report

Page 3 of 3

Report Number : Q240003aR240385
Job Number : R240385
Issue Date : 08/02/2024

Note:

1. mg/L indicates milligram per liter
2. < indicates less than.
3. Reporting limit is 2.5mg/L for 1L sample
4. Reporting limit is 1 mg/L for 2.5L sample
5. Applicant name, applicant address, project name, sampling date, sample ID and sample nature are provided by applicant.
6. The result(s) relate only to the item(s) tested.
7. The result(s) are applied only to the sample(s) received.

End of Report

Acumen Laboratory and Testing Limited

Flat/Rm D, 12/F, Ford Glory Plaza, Nos. 37-39 Wing Hong Street, Cheung Sha Wan, Kowloon, Hong Kong
Tel: (852) 2333 6823 Fax: (852) 2333 1316

Test Report

Page 1 of 3


Report Number : Q240003aR240399
Job Number : R240399
Issue Date : 14/02/2024
Applicant Name : Acuity Sustainability Consulting Limited
Applicant Address : Unit E, 12/F, Ford Glory Plaza, No. 37-39 Wing Hong Street,
Cheung Sha Wan, Kowloon, Hong Kong
Project Name : Hung Shui Kiu/Ha Tsuen New Development Area Stage 1 Works
Test Required : Total Suspended Solids (TSS)
Sampling Date : 05/02/2024
Date Samples Received : 05/02/2024
Sample Nature : Wastewater
Number of Samples Received : 12
Condition Received : Sample(s) arrived laboratory in chilled condition
Type of Container : HDPE Plastic Bottles
Laboratory ID : R240399/1 – 12
Test Period : 05/02/2024 – 06/02/2024
Method Used : APHA 23ed 2540D for Total Suspended Solids

Test Result : Refer to the results on page 2-3.

For and on behalf of

Acumen Laboratory and Testing Limited

Authorized Signature :



Hui Wai Fung, Huntington

Laboratory Manager

Chemical and Microbiological Division

Acumen Laboratory and Testing Limited

Flat/Rm D, 12/F, Ford Glory Plaza, Nos. 37-39 Wing Hong Street, Cheung Sha Wan, Kowloon, Hong Kong
 Tel: (852) 2333 6823 Fax: (852) 2333 1316

HOKLAS 241
 TEST

Test Report

Page 2 of 3

Report Number : Q240003aR240399
 Job Number : R240399
 Issue Date : 14/02/2024

Test Result:

Lab ID	Sampling Date	Client Sample ID	Total Suspended Solids (TSS), mg/L
R240399/1	05/02/2024	U2	1.7
R240399/2	05/02/2024	U2#	1.5
R240399/3	05/02/2024	U1	1.6
R240399/4	05/02/2024	U1#	1.8
R240399/5	05/02/2024	SW	1.9
R240399/6	05/02/2024	SW#	2.2
R240399/7	05/02/2024	HT	1.6
R240399/8	05/02/2024	HT#	1.7
R240399/9	05/02/2024	TKW1	2.3
R240399/10	05/02/2024	TKW1#	2.7
R240399/11	05/02/2024	TKW	2.7
R240399/12	05/02/2024	TKW#	2.3

Acumen Laboratory and Testing Limited

Flat/Rm D, 12/F, Ford Glory Plaza, Nos. 37-39 Wing Hong Street, Cheung Sha Wan, Kowloon, Hong Kong
Tel: (852) 2333 6823 Fax: (852) 2333 1316

Test Report

Page 3 of 3

Report Number : Q240003aR240399
Job Number : R240399
Issue Date : 14/02/2024

Note:

1. mg/L indicates milligram per liter
2. < indicates less than.
3. Reporting limit is 2.5mg/L for 1L sample
4. Reporting limit is 1 mg/L for 2.5L sample
5. Applicant name, applicant address, project name, sampling date, sample ID and sample nature are provided by applicant.
6. The result(s) relate only to the item(s) tested.
7. The result(s) are applied only to the sample(s) received.

End of Report

Test Report

Page 1 of 3

Report Number : Q240003aR240400
Job Number : R240400
Issue Date : 14/02/2024
Applicant Name : Acuity Sustainability Consulting Limited
Applicant Address : Unit E, 12/F, Ford Glory Plaza, No. 37-39 Wing Hong Street,
Cheung Sha Wan, Kowloon, Hong Kong
Project Name : Hung Shui Kiu/Ha Tsuen New Development Area Stage 1 Works
Test Required : Total Suspended Solids (TSS)
Sampling Date : 07/02/2024
Date Samples Received : 07/02/2024
Sample Nature : Wastewater
Number of Samples Received : 12
Condition Received : Sample(s) arrived laboratory in chilled condition
Type of Container : HDPE Plastic Bottles
Laboratory ID : R240400/1 – 12
Test Period : 07/02/2024 – 08/02/2024
Method Used : APHA 23ed 2540D for Total Suspended Solids

Test Result : Refer to the results on page 2-3.

For and on behalf of

Acumen Laboratory and Testing Limited

Authorized Signature :



Hui Wai Fung, Huntington

Laboratory Manager

Chemical and Microbiological Division

Acumen Laboratory and Testing Limited

Flat/Rm D, 12/F, Ford Glory Plaza, Nos. 37-39 Wing Hong Street, Cheung Sha Wan, Kowloon, Hong Kong
 Tel: (852) 2333 6823 Fax: (852) 2333 1316

HOKLAS 241
 TEST

Test Report

Page 2 of 3

Report Number : Q240003aR240400
 Job Number : R240400
 Issue Date : 14/02/2024

Test Result:

Lab ID	Sampling Date	Client Sample ID	Total Suspended Solids (TSS), mg/L
R240400/1	07/02/2024	U2	7.1
R240400/2	07/02/2024	U2#	6.6
R240400/3	07/02/2024	U1	5.3
R240400/4	07/02/2024	U1#	5.8
R240400/5	07/02/2024	SW	3.6
R240400/6	07/02/2024	SW#	3.4
R240400/7	07/02/2024	HT	1.4
R240400/8	07/02/2024	HT#	1.8
R240400/9	07/02/2024	TKW1	2.1
R240400/10	07/02/2024	TKW1#	2.1
R240400/11	07/02/2024	TKW	2.0
R240400/12	07/02/2024	TKW#	2.1

Test Report

Page 3 of 3

Report Number : Q240003aR240400
Job Number : R240400
Issue Date : 14/02/2024

Note:

1. mg/L indicates milligram per liter
2. < indicates less than.
3. Reporting limit is 2.5mg/L for 1L sample
4. Reporting limit is 1 mg/L for 2.5L sample
5. Applicant name, applicant address, project name, sampling date, sample ID and sample nature are provided by applicant.
6. The result(s) relate only to the item(s) tested.
7. The result(s) are applied only to the sample(s) received.

End of Report

Acumen Laboratory and Testing Limited

Flat/Rm D, 12/F, Ford Glory Plaza, Nos. 37-39 Wing Hong Street, Cheung Sha Wan, Kowloon, Hong Kong
Tel: (852) 2333 6823 Fax: (852) 2333 1316

Test Report


Page 1 of 3

Report Number : Q240003aR240457
Job Number : R240457
Issue Date : 23/02/2024
Applicant Name : Acuity Sustainability Consulting Limited
Applicant Address : Unit E, 12/F, Ford Glory Plaza, No. 37-39 Wing Hong Street,
Cheung Sha Wan, Kowloon, Hong Kong
Project Name : Hung Shui Kiu/Ha Tsuen New Development Area Stage 1 Works
Test Required : Total Suspended Solids (TSS)
Sampling Date : 15/02/2024
Date Samples Received : 15/02/2024
Sample Nature : Wastewater
Number of Samples Received : 12
Condition Received : Sample(s) arrived laboratory in chilled condition
Type of Container : HDPE Plastic Bottles
Laboratory ID : R240457/1 – 12
Test Period : 15/02/2024 – 16/02/2024
Method Used : APHA 23ed 2540D for Total Suspended Solids
Test Result : Refer to the results on page 2-3.

For and on behalf of

Acumen Laboratory and Testing Limited

Authorized Signature :



Hui Wai Fung, Huntington

Laboratory Manager

Chemical and Microbiological Division

Acumen Laboratory and Testing Limited

Flat/Rm D, 12/F, Ford Glory Plaza, Nos. 37-39 Wing Hong Street, Cheung Sha Wan, Kowloon, Hong Kong
 Tel: (852) 2333 6823 Fax: (852) 2333 1316

Test Report

Report Number : Q240003aR240457
 Job Number : R240457
 Issue Date : 23/02/2024

Test Result:

Lab ID	Sampling Date	Client Sample ID	Total Suspended Solids (TSS), mg/L
R240457/1	15/02/2024	U2	1.5
R240457/2	15/02/2024	U2#	1.3
R240457/3	15/02/2024	U1	1.6
R240457/4	15/02/2024	U1#	1.4
R240457/5	15/02/2024	SW	<1
R240457/6	15/02/2024	SW#	<1
R240457/7	15/02/2024	HT	2.0
R240457/8	15/02/2024	HT#	2.2
R240457/9	15/02/2024	TKW1	1.6
R240457/10	15/02/2024	TKW1#	1.5
R240457/11	15/02/2024	TKW	4.7
R240457/12	15/02/2024	TKW#	4.6

Acumen Laboratory and Testing Limited

Flat/Rm D, 12/F, Ford Glory Plaza, Nos. 37-39 Wing Hong Street, Cheung Sha Wan, Kowloon, Hong Kong
Tel: (852) 2333 6823 Fax: (852) 2333 1316

Test Report

Page 3 of 3

Report Number : Q240003aR240457
Job Number : R240457
Issue Date : 23/02/2024

Note:

1. mg/L indicates milligram per liter
2. < indicates less than.
3. Reporting limit is 2.5mg/L for 1L sample
4. Reporting limit is 1 mg/L for 2.5L sample
5. Applicant name, applicant address, project name, sampling date, sample ID and sample nature are provided by applicant.
6. The result(s) relate only to the item(s) tested.
7. The result(s) are applied only to the sample(s) received.

End of Report

Acumen Laboratory and Testing Limited

Flat/Rm D, 12/F, Ford Glory Plaza, Nos. 37-39 Wing Hong Street, Cheung Sha Wan, Kowloon, Hong Kong
Tel: (852) 2333 6823 Fax: (852) 2333 1316

Test Report

Page 1 of 3


Report Number : Q240003aR240459
Job Number : R240459
Issue Date : 23/02/2024
Applicant Name : Acuity Sustainability Consulting Limited
Applicant Address : Unit E, 12/F, Ford Glory Plaza, No. 37-39 Wing Hong Street,
Cheung Sha Wan, Kowloon, Hong Kong
Project Name : Hung Shui Kiu/Ha Tsuen New Development Area Stage 1 Works
Test Required : Total Suspended Solids (TSS)
Sampling Date : 17/02/2024
Date Samples Received : 17/02/2024
Sample Nature : Wastewater
Number of Samples Received : 12
Condition Received : Sample(s) arrived laboratory in chilled condition
Type of Container : HDPE Plastic Bottles
Laboratory ID : R240459/1 – 12
Test Period : 17/02/2024 – 19/02/2024
Method Used : APHA 23ed 2540D for Total Suspended Solids

Test Result : Refer to the results on page 2-3.

For and on behalf of

Acumen Laboratory and Testing Limited

Authorized Signature :



Hui Wai Fung, Huntington
Laboratory Manager
Chemical and Microbiological Division

Acumen Laboratory and Testing Limited

Flat/Rm D, 12/F, Ford Glory Plaza, Nos. 37-39 Wing Hong Street, Cheung Sha Wan, Kowloon, Hong Kong
 Tel: (852) 2333 6823 Fax: (852) 2333 1316

HOKLAS 241
 TEST

Test Report

Page 2 of 3

Report Number : Q240003aR240459
 Job Number : R240459
 Issue Date : 23/02/2024

Test Result:

Lab ID	Sampling Date	Client Sample ID	Total Suspended Solids (TSS), mg/L
R240459/1	17/02/2024	U2	<1
R240459/2	17/02/2024	U2#	<1
R240459/3	17/02/2024	U1	1.7
R240459/4	17/02/2024	U1#	1.4
R240459/5	17/02/2024	SW	1.6
R240459/6	17/02/2024	SW#	1.5
R240459/7	17/02/2024	HT	1.6
R240459/8	17/02/2024	HT#	1.6
R240459/9	17/02/2024	TKW1	1.0
R240459/10	17/02/2024	TKW1#	1.2
R240459/11	17/02/2024	TKW	1.1
R240459/12	17/02/2024	TKW#	1.2

Acumen Laboratory and Testing Limited

Flat/Rm D, 12/F, Ford Glory Plaza, Nos. 37-39 Wing Hong Street, Cheung Sha Wan, Kowloon, Hong Kong
Tel: (852) 2333 6823 Fax: (852) 2333 1316

Test Report

Page 3 of 3

Report Number : Q240003aR240459
Job Number : R240459
Issue Date : 23/02/2024

Note:

1. mg/L indicates milligram per liter
2. < indicates less than.
3. Reporting limit is 2.5mg/L for 1L sample
4. Reporting limit is 1 mg/L for 2.5L sample
5. Applicant name, applicant address, project name, sampling date, sample ID and sample nature are provided by applicant.
6. The result(s) relate only to the item(s) tested.
7. The result(s) are applied only to the sample(s) received.

End of Report

Acumen Laboratory and Testing Limited

Flat/Rm D, 12/F, Ford Glory Plaza, Nos. 37-39 Wing Hong Street, Cheung Sha Wan, Kowloon, Hong Kong
Tel: (852) 2333 6823 Fax: (852) 2333 1316

Test Report

Page 1 of 3


Report Number : Q240003aR240460
Job Number : R240460
Issue Date : 23/02/2024
Applicant Name : Acuity Sustainability Consulting Limited
Applicant Address : Unit E, 12/F, Ford Glory Plaza, No. 37-39 Wing Hong Street,
Cheung Sha Wan, Kowloon, Hong Kong
Project Name : Hung Shui Kiu/Ha Tsuen New Development Area Stage 1 Works
Test Required : Total Suspended Solids (TSS)
Sampling Date : 19/02/2024
Date Samples Received : 19/02/2024
Sample Nature : Wastewater
Number of Samples Received : 12
Condition Received : Sample(s) arrived laboratory in chilled condition
Type of Container : HDPE Plastic Bottles
Laboratory ID : R240460/1 – 12
Test Period : 19/02/2024 – 20/02/2024
Method Used : APHA 23ed 2540D for Total Suspended Solids

Test Result : Refer to the results on page 2-3.

For and on behalf of

Acumen Laboratory and Testing Limited

Authorized Signature :



Hui Wai Fung, Huntington

Laboratory Manager

Chemical and Microbiological Division

Acumen Laboratory and Testing Limited

Flat/Rm D, 12/F, Ford Glory Plaza, Nos. 37-39 Wing Hong Street, Cheung Sha Wan, Kowloon, Hong Kong
 Tel: (852) 2333 6823 Fax: (852) 2333 1316

HOKLAS 241
 TEST

Test Report

Report Number : Q240003aR240460
 Job Number : R240460
 Issue Date : 23/02/2024

Test Result:

Lab ID	Sampling Date	Client Sample ID	Total Suspended Solids (TSS), mg/L
R240460/1	19/02/2024	U2	1.6
R240460/2	19/02/2024	U2#	1.4
R240460/3	19/02/2024	U1	1.8
R240460/4	19/02/2024	U1#	1.6
R240460/5	19/02/2024	SW	1.5
R240460/6	19/02/2024	SW#	1.5
R240460/7	19/02/2024	HT	1.3
R240460/8	19/02/2024	HT#	1.0
R240460/9	19/02/2024	TKW1	<1
R240460/10	19/02/2024	TKW1#	<1
R240460/11	19/02/2024	TKW	<1
R240460/12	19/02/2024	TKW#	<1

Acumen Laboratory and Testing Limited

Flat/Rm D, 12/F, Ford Glory Plaza, Nos. 37-39 Wing Hong Street, Cheung Sha Wan, Kowloon, Hong Kong
Tel: (852) 2333 6823 Fax: (852) 2333 1316

Test Report

Page 3 of 3

Report Number : Q240003aR240460
Job Number : R240460
Issue Date : 23/02/2024

Note:

1. mg/L indicates milligram per liter
2. < indicates less than.
3. Reporting limit is 2.5mg/L for 1L sample
4. Reporting limit is 1 mg/L for 2.5L sample
5. Applicant name, applicant address, project name, sampling date, sample ID and sample nature are provided by applicant.
6. The result(s) relate only to the item(s) tested.
7. The result(s) are applied only to the sample(s) received.

End of Report

Acumen Laboratory and Testing Limited

Flat/Rm D, 12/F, Ford Glory Plaza, Nos. 37-39 Wing Hong Street, Cheung Sha Wan, Kowloon, Hong Kong
Tel: (852) 2333 6823 Fax: (852) 2333 1316

Test Report

Page 1 of 3


Report Number : Q240003aR240461
Job Number : R240461
Issue Date : 28/02/2024
Applicant Name : Acuity Sustainability Consulting Limited
Applicant Address : Unit E, 12/F, Ford Glory Plaza, No. 37-39 Wing Hong Street,
Cheung Sha Wan, Kowloon, Hong Kong
Project Name : Hung Shui Kiu/Ha Tsuen New Development Area Stage 1 Works
Test Required : Total Suspended Solids (TSS)
Sampling Date : 21/02/2024
Date Samples Received : 21/02/2024
Sample Nature : Wastewater
Number of Samples Received : 12
Condition Received : Sample(s) arrived laboratory in chilled condition
Type of Container : HDPE Plastic Bottles
Laboratory ID : R240461/1 – 12
Test Period : 21/02/2024 – 22/02/2024
Method Used : APHA 23ed 2540D for Total Suspended Solids

Test Result : Refer to the results on page 2-3.

For and on behalf of

Acumen Laboratory and Testing Limited

Authorized Signature :



Hui Wai Fung, Huntington

Laboratory Manager

Chemical and Microbiological Division

Acumen Laboratory and Testing Limited

Flat/Rm D, 12/F, Ford Glory Plaza, Nos. 37-39 Wing Hong Street, Cheung Sha Wan, Kowloon, Hong Kong
 Tel: (852) 2333 6823 Fax: (852) 2333 1316

HOKLAS 241
 TEST

Test Report

Report Number : Q240003aR240461
 Job Number : R240461
 Issue Date : 28/02/2024

Test Result:

Lab ID	Sampling Date	Client Sample ID	Total Suspended Solids (TSS), mg/L
R240461/1	21/02/2024	U2	14
R240461/2	21/02/2024	U2#	14
R240461/3	21/02/2024	U1	4.6
R240461/4	21/02/2024	U1#	5.0
R240461/5	21/02/2024	SW	<1
R240461/6	21/02/2024	SW#	<1
R240461/7	21/02/2024	HT	1.4
R240461/8	21/02/2024	HT#	1.2
R240461/9	21/02/2024	TKW1	2.3
R240461/10	21/02/2024	TKW1#	2.6
R240461/11	21/02/2024	TKW	2.2
R240461/12	21/02/2024	TKW#	2.3

Test Report

Page 3 of 3

Report Number : Q240003aR240461
Job Number : R240461
Issue Date : 28/02/2024

Note:

1. mg/L indicates milligram per liter
2. < indicates less than.
3. Reporting limit is 2.5mg/L for 1L sample
4. Reporting limit is 1 mg/L for 2.5L sample
5. Applicant name, applicant address, project name, sampling date, sample ID and sample nature are provided by applicant.
6. The result(s) relate only to the item(s) tested.
7. The result(s) are applied only to the sample(s) received.

End of Report

Acumen Laboratory and Testing Limited

Flat/Rm D, 12/F, Ford Glory Plaza, Nos. 37-39 Wing Hong Street, Cheung Sha Wan, Kowloon, Hong Kong
Tel: (852) 2333 6823 Fax: (852) 2333 1316

Test Report

Page 1 of 3


Report Number : Q240003aR240531
Job Number : R240531
Issue Date : 01/03/2024
Applicant Name : Acuity Sustainability Consulting Limited
Applicant Address : Unit E, 12/F, Ford Glory Plaza, No. 37-39 Wing Hong Street,
Cheung Sha Wan, Kowloon, Hong Kong
Project Name : Hung Shui Kiu/Ha Tsuen New Development Area Stage 1 Works
Test Required : Total Suspended Solids (TSS)
Sampling Date : 23/02/2024
Date Samples Received : 23/02/2024
Sample Nature : Wastewater
Number of Samples Received : 12
Condition Received : Sample(s) arrived laboratory in chilled condition
Type of Container : HDPE Plastic Bottles
Laboratory ID : R240531/1 – 12
Test Period : 23/02/2024 – 24/02/2024
Method Used : APHA 23ed 2540D for Total Suspended Solids

Test Result : Refer to the results on page 2-3.

For and on behalf of

Acumen Laboratory and Testing Limited

Authorized Signature :



Hui Wai Fung, Huntington

Laboratory Manager

Chemical and Microbiological Division

Acumen Laboratory and Testing Limited

Flat/Rm D, 12/F, Ford Glory Plaza, Nos. 37-39 Wing Hong Street, Cheung Sha Wan, Kowloon, Hong Kong
 Tel: (852) 2333 6823 Fax: (852) 2333 1316

HOKLAS 241
TEST

Test Report

Page 2 of 3

Report Number : Q240003aR240531
 Job Number : R240531
 Issue Date : 01/03/2024

Test Result:

Lab ID	Sampling Date	Client Sample ID	Total Suspended Solids (TSS), mg/L
R240531/1	23/02/2024	U2	3.9
R240531/2	23/02/2024	U2#	4.1
R240531/3	23/02/2024	U1	2.8
R240531/4	23/02/2024	U1#	2.5
R240531/5	23/02/2024	SW	<1
R240531/6	23/02/2024	SW#	<1
R240531/7	23/02/2024	HT	<1
R240531/8	23/02/2024	HT#	<1
R240531/9	23/02/2024	TKW1	<1
R240531/10	23/02/2024	TKW1#	<1
R240531/11	23/02/2024	TKW	<1
R240531/12	23/02/2024	TKW#	<1

Acumen Laboratory and Testing Limited

Flat/Rm D, 12/F, Ford Glory Plaza, Nos. 37-39 Wing Hong Street, Cheung Sha Wan, Kowloon, Hong Kong
Tel: (852) 2333 6823 Fax: (852) 2333 1316

Test Report

Page 3 of 3

Report Number : Q240003aR240531
Job Number : R240531
Issue Date : 01/03/2024

Note:

1. mg/L indicates milligram per liter
2. < indicates less than.
3. Reporting limit is 2.5mg/L for 1L sample
4. Reporting limit is 1 mg/L for 2.5L sample
5. Applicant name, applicant address, project name, sampling date, sample ID and sample nature are provided by applicant.
6. The result(s) relate only to the item(s) tested.
7. The result(s) are applied only to the sample(s) received.

End of Report

Acumen Laboratory and Testing Limited

Flat/Rm D, 12/F, Ford Glory Plaza, Nos. 37-39 Wing Hong Street, Cheung Sha Wan, Kowloon, Hong Kong
Tel: (852) 2333 6823 Fax: (852) 2333 1316

Test Report

Page 1 of 3


Report Number : Q240003aR240551
Job Number : R240551
Issue Date : 04/03/2024
Applicant Name : Acuity Sustainability Consulting Limited
Applicant Address : Unit E, 12/F, Ford Glory Plaza, No. 37-39 Wing Hong Street,
Cheung Sha Wan, Kowloon, Hong Kong
Project Name : Hung Shui Kiu/Ha Tsuen New Development Area Stage 1 Works
Test Required : Total Suspended Solids (TSS)
Sampling Date : 27/02/2024
Date Samples Received : 27/02/2024
Sample Nature : Wastewater
Number of Samples Received : 12
Condition Received : Sample(s) arrived laboratory in chilled condition
Type of Container : HDPE Plastic Bottles
Laboratory ID : R240551/1 – 12
Test Period : 27/02/2024 – 28/02/2024
Method Used : APHA 23ed 2540D for Total Suspended Solids

Test Result : Refer to the results on page 2-3.

For and on behalf of

Acumen Laboratory and Testing Limited

Authorized Signature :



Hui Wai Fung, Huntington

Laboratory Manager

Chemical and Microbiological Division

Acumen Laboratory and Testing Limited

Flat/Rm D, 12/F, Ford Glory Plaza, Nos. 37-39 Wing Hong Street, Cheung Sha Wan, Kowloon, Hong Kong
 Tel: (852) 2333 6823 Fax: (852) 2333 1316

HOKLAS 241
 TEST

Test Report

Page 2 of 3

Report Number : Q240003aR240551
 Job Number : R240551
 Issue Date : 04/03/2024

Test Result:

Lab ID	Sampling Date	Client Sample ID	Total Suspended Solids (TSS), mg/L
R240551/1	27/02/2024	U2	4.1
R240551/2	27/02/2024	U2#	4.0
R240551/3	27/02/2024	U1	6.1
R240551/4	27/02/2024	U1#	5.9
R240551/5	27/02/2024	SW	<1
R240551/6	27/02/2024	SW#	1.2
R240551/7	27/02/2024	HT	<1
R240551/8	27/02/2024	HT#	<1
R240551/9	27/02/2024	TKW1	2.6
R240551/10	27/02/2024	TKW1#	2.5
R240551/11	27/02/2024	TKW	3.2
R240551/12	27/02/2024	TKW#	2.9

Acumen Laboratory and Testing Limited

Flat/Rm D, 12/F, Ford Glory Plaza, Nos. 37-39 Wing Hong Street, Cheung Sha Wan, Kowloon, Hong Kong
Tel: (852) 2333 6823 Fax: (852) 2333 1316

Test Report

Page 3 of 3

Report Number : Q240003aR240551
Job Number : R240551
Issue Date : 04/03/2024

Note:

1. mg/L indicates milligram per liter
2. < indicates less than.
3. Reporting limit is 2.5mg/L for 1L sample
4. Reporting limit is 1 mg/L for 2.5L sample
5. Applicant name, applicant address, project name, sampling date, sample ID and sample nature are provided by applicant.
6. The result(s) relate only to the item(s) tested.
7. The result(s) are applied only to the sample(s) received.

End of Report

Acumen Laboratory and Testing Limited

Flat/Rm D, 12/F, Ford Glory Plaza, Nos. 37-39 Wing Hong Street, Cheung Sha Wan, Kowloon, Hong Kong
Tel: (852) 2333 6823 Fax: (852) 2333 1316

Test Report

Page 1 of 3


Report Number : Q240003aR240552
Job Number : R240552
Issue Date : 04/03/2024
Applicant Name : Acuity Sustainability Consulting Limited
Applicant Address : Unit E, 12/F, Ford Glory Plaza, No. 37-39 Wing Hong Street,
Cheung Sha Wan, Kowloon, Hong Kong
Project Name : Hung Shui Kiu/Ha Tsuen New Development Area Stage 1 Works
Test Required : Total Suspended Solids (TSS)
Sampling Date : 29/02/2024
Date Samples Received : 29/02/2024
Sample Nature : Wastewater
Number of Samples Received : 12
Condition Received : Sample(s) arrived laboratory in chilled condition
Type of Container : HDPE Plastic Bottles
Laboratory ID : R240552/1 – 12
Test Period : 29/02/2024 – 01/03/2024
Method Used : APHA 23ed 2540D for Total Suspended Solids

Test Result : Refer to the results on page 2-3.

For and on behalf of

Acumen Laboratory and Testing Limited

Authorized Signature :



Hui Wai Fung, Huntington

Laboratory Manager

Chemical and Microbiological Division

Acumen Laboratory and Testing Limited

Flat/Rm D, 12/F, Ford Glory Plaza, Nos. 37-39 Wing Hong Street, Cheung Sha Wan, Kowloon, Hong Kong
 Tel: (852) 2333 6823 Fax: (852) 2333 1316

HOKLAS 241
TEST

Test Report

Page 2 of 3

Report Number : Q240003aR240552
 Job Number : R240552
 Issue Date : 04/03/2024

Test Result:

Lab ID	Sampling Date	Client Sample ID	Total Suspended Solids (TSS), mg/L
R240552/1	29/02/2024	U2	2.3
R240552/2	29/02/2024	U2#	2.7
R240552/3	29/02/2024	U1	2.4
R240552/4	29/02/2024	U1#	2.7
R240552/5	29/02/2024	SW	<1
R240552/6	29/02/2024	SW#	<1
R240552/7	29/02/2024	HT	1.4
R240552/8	29/02/2024	HT#	1.2
R240552/9	29/02/2024	TKW1	<1
R240552/10	29/02/2024	TKW1#	<1
R240552/11	29/02/2024	TKW	2.1
R240552/12	29/02/2024	TKW#	2.0

Acumen Laboratory and Testing Limited

Flat/Rm D, 12/F, Ford Glory Plaza, Nos. 37-39 Wing Hong Street, Cheung Sha Wan, Kowloon, Hong Kong
Tel: (852) 2333 6823 Fax: (852) 2333 1316

Test Report

Page 3 of 3

Report Number : Q240003aR240552
Job Number : R240552
Issue Date : 04/03/2024

Note:

1. mg/L indicates milligram per liter
2. < indicates less than.
3. Reporting limit is 2.5mg/L for 1L sample
4. Reporting limit is 1 mg/L for 2.5L sample
5. Applicant name, applicant address, project name, sampling date, sample ID and sample nature are provided by applicant.
6. The result(s) relate only to the item(s) tested.
7. The result(s) are applied only to the sample(s) received.

End of Report