
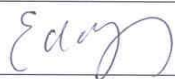



Contract No. CV/2002/08

Fill Bank at Tseung Kwan O Area 137

Monthly EM&A Report No.20  
(for the month May 2004)

June 2004

 Reviewed by (PM):	 Checked by:	 Approved by:
--	--	---

Report Version: <u>Rev. 0</u>	Date of Submission: <u>14 June 2004</u>
-------------------------------	---

The information contained in this report is, to the best of our knowledge, correct at the time of printing. The interpretation and recommendations in the report are based on our experience, using reasonable professional skill and judgment, and based upon the information that was available to us. These interpretations and recommendations are not necessarily relevant to any aspect outside the restricted requirements of our brief. This report has been prepared for the sole and specific use of our client and MEMCL accepts no responsibility for its use by others.


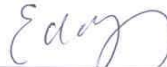

This report is copyright and may not be reproduced in whole or in part without prior written permission.

Contract No. CV/2002/08

Fill Bank at Tseung Kwan O Area 137

Monthly EM&A Report No.20  
(for the month May 2004)

June 2004

		
Reviewed by (PM):	Checked by:	Approved by:

Report Version: <u>Rev. 0</u>	Date of Submission: <u>14 June 2004</u>
-------------------------------	---

The information contained in this report is, to the best of our knowledge, correct at the time of printing. The interpretation and recommendations in the report are based on our experience, using reasonable professional skill and judgment, and based upon the information that was available to us. These interpretations and recommendations are not necessarily relevant to any aspect outside the restricted requirements of our brief. This report has been prepared for the sole and specific use of our client and MEMCL accepts no responsibility for its use by others.

This report is copyright and may not be reproduced in whole or in part without prior written permission.

## TABLE OF CONTENTS

### EXECUTIVE SUMMARY

#### 1. INTRODUCTION

- Background
- Scope of Report
- Project Organization
- Summary of Construction Works
- Summary of EM&A Requirements

#### 2. AIR QUALITY

- Monitoring Requirements
- Monitoring Equipment
- Monitoring Parameter, Frequency and Schedule
- Monitoring Locations
- Monitoring Methodology
- Calibration Details
- Results and Observations

#### 3. NOISE MONITORING

- Monitoring Requirements
- Monitoring Equipment
- Monitoring Parameter, Frequency and Schedule
- Monitoring Location
- Monitoring Procedures
- Results and Observations

#### 4. WATER QUALITY

- Monitoring Requirements
- Monitoring Equipment
- Monitoring Parameters, Frequency and Duration
- Monitoring Location
- Monitoring Methodology and Calibration Details
- Results and Observations
- Assessment of Environmental Monitoring Results

#### 5. ENVIRONMENTAL SITE INSPECTION

- Site Inspections
- Review of Environmental Monitoring Procedures
- Assessment of Environmental Monitoring Results
- Advice on the Solid and Liquid Waste Management Status
- Environmental Licences and Permits
- Implementation Status of Environmental Mitigation Measures
- Summary of Exceedances of the Environmental Quality Performance Limit
- Summary of Complaints, Notifications of Summons and Successful Prosecutions

#### 6. FUTURE KEY ISSUES

- Construction Programme for the Coming Months
- Key Issues for Coming Month
- Monitoring Schedule for the Coming Months

#### 7. CONCLUSIONS AND RECOMMENDATIONS

- Conclusions
- Recommendations

## **LIST OF TABLES**

TABLE 1.1	CONTACT INFORMATION OF KEY PERSONNEL
TABLE 2.1	AIR QUALITY MONITORING EQUIPMENT
TABLE 2.2	FREQUENCY OF AIR QUALITY MONITORING
TABLE 2.3	AIR QUALITY MONITORING STATIONS
TABLE 2.4	SUMMARY OF 1-HR TSP MONITORING RESULTS
TABLE 2.5	SUMMARY OF 24-HR TSP MONITORING RESULTS
TABLE 3.1	NOISE MONITORING EQUIPMENT
TABLE 3.2	FREQUENCY AND PARAMETERS OF NOISE MONITORING
TABLE 3.3	LOCATION OF THE NOISE MONITORING STATION
TABLE 3.4	SUMMARY OF IMPACT NOISE LEVEL
TABLE 4.1	WATER QUALITY MONITORING EQUIPMENT
TABLE 4.2	WATER QUALITY MONITORING EQUIPMENT
TABLE 4.3	WATER QUALITY MONITORING EQUIPMENT
TABLE 4.4	LOCATION OF WATER QUALITY MONITORING STATIONS
TABLE 4.5	SUMMARY OF TOTAL NUMBER OF EXCEEDANCES IN THE REPORTING MONTH
TABLE 4.6	TOTAL NUMBER OF WATER QUALITY EXCEEDANCES IN THE REPORTING MONTH AND PREVIOUS MONTH
TABLE 5.1	DATES OF IC(E) SITE AUDITS IN MAY 2004
TABLE 5.2	KEY FINDINGS OF IC(E) SITE AUDITS IN MAY 2004
TABLE 5.3	SUMMARY OF ENVIRONMENTAL LICENSING AND PERMIT STATUS
TABLE 5.4	SUMMARY OF ENVIRONMENTAL COMPLAINTS AND PROSECUTIONS

## **LIST OF FIGURES**

Figure 1.1	General Layout
Figure 2.1	Air Quality Environmental Monitoring Stations
Figure 3.1	Noise Environmental Monitoring Station
Figure 4.1	Water Quality Monitoring Stations

## **APPENDIX**

Appendix A	Project Organization Chart
Appendix B	Action and Limit Levels for Air Quality, Noise and Water Quality
Appendix C	Monitoring Schedule for May 2004
Appendix D	Calibration Certificates
Appendix E	Air Quality Monitoring Results and Graphical Presentation
Appendix F	Noise Monitoring Results and Graphical Presentation
Appendix G	Water Monitoring Results and Graphical Presentation
Appendix H	IC(E)'s Site Inspection Record
Appendix I	ET's Site Inspection Summary
Appendix J	Implementation Schedule of Mitigation Measures
Appendix K	Interim Notification of Environmental Quality Limits Exceedance
Appendix L	Event Action Plan
Appendix M	Construction Programme
Appendix N	Tentative Schedules for June to August 2004
Appendix O	Wind Data
Appendix P	Truck Loads Record