



**CONTRACT NO: CV/2004/01
WORK ORDER NO. N1/113/04**

CONSTRUCTION OF PENG CHAU HELIPAD

**ENVIRONMENTAL MONITORING & AUDIT
MONTHLY REPORT**

- OCT 2007 -

CLIENT:

Kin Shing Construction Company Limited

1/F, 27 Yin Chong Street
Mongkok
Kowloon, H.K.

Telephone: (852) 2835 7087
Facsimile: (852) 2780-2805

PREPARED BY:

Lam Environmental Services

Room 1411-16
14/F Honour Industrial Centre
6 Sun Yip Street,
Chai Wan, H.K.

Telephone: (852) 2897-3282
Facsimile: (852) 2897-5509
E-mail: info@lamlab.com
Website: <http://www.lamlab.com>

CERTIFIED BY:

Raymond Dai
Environmental Team Leader

DATE:

15 Jan 2008

MATERIALAB CONSULTANTS LIMITED

Fugro Development Centre

5 Lok Yi Street, 17 M.S. Castle Peak Road,

Tai Lam, Tuen Mun, N.T., Hong Kong.

Telephone : +852-24508233

Telefax : +852-24506138

Email : mcl@fugro.com.hk

MaterialLab**FAX MESSAGE**Priority normal / urgent

To	<u>Lam Environmental Services</u>	Ref. No.	<u>MCLF1892</u>
Country		Fax No.	<u>2882 8225</u>
Attn.	<u>Mr Raymond Dai</u>	Date	<u>15 January 2008</u>
From	<u>Mr Joseph Poon</u>	No. of Pages	<u>1</u> (Incl. this page)
C.c. To	<u>Mr K. W. Li (Kin Shing Construction Co. Ltd.)</u>	Fax No.	<u>2347 8229</u>
	<u>Mr P. L. Fung (CEDD)</u>	Fax No.	<u>2714 2054</u>
Subject	<u>Contract No. CV/2004/01 – Works Order No. N1/113/04</u> <u>Construction of Peng Chau Helipad –</u> <u>Monthly Environmental Monitoring & Audit Report for October 2007</u>		

We refer to the revised 7th Monthly EM&A Report for October 2007 that we received through email on 19 November 2007 and are pleased to confirm we have no comment on the report.

Should you require further information, please feel free to contact us.

Best regards,



Joseph Poon
Independent Environmental Checker

JP/ac

CONFIDENTIALITY NOTICE

This facsimile transmission is intended only for the use of the addressee and is confidential. If you are not the addressee it may be unlawful for you to read, copy, disclose or otherwise use the information in this facsimile. If you are not the intended recipient, please telephone or fax us immediately.

(If you do not receive all pages, please fax response or phone +852-24508233.)



CONTENTS

Executive Summary	1
1 Introduction	1
1.1 Scope of the Report.....	1
1.2 Structure of the Report	1
2 Project Background	3
2.1 Scope of the Project and Site Description.....	3
2.2 Project Organization and Contact Personnel	3
2.3 Construction Programme and Works.....	3
3 Implementation Requirements	4
3.1 Status of Regulatory Compliance.....	4
4 Monitoring Requirements	5
4.1 Noise Monitoring	5
4.2 Monitoring Parameters and Frequency.....	7
4.3 Noise Criteria	7
4.4 Monitoring Programme	8
5 Monitoring Results	9
5.1 Noise Monitoring Results.....	9
5.2 Waste Monitoring Results.....	9
6 Compliance Audit.....	10
6.1 Noise Monitoring	10
7 Site Inspection.....	11
8 Complaints, Notification of Summons and Prosecution	12
9 Conclusion.....	13



LIST OF TABLES

Table 2.2	Contact Details of Key Personnel
Table 3.1	Cumulative Summary of Valid Licences and Permits
Table 4.1	Noise Monitoring Station
Table 4.2	Environmental Monitoring Parameters and Frequencies
Table 4.3	Action and Limit Levels for Noise
Table 4.4	Environmental Monitoring Programme – Oct 07
Table 5.1	Noise Monitoring Results at M1 – Oct 07
Table 7	Summary of Environmental Inspection – Oct 07
Table 8.1	Environmental Complaints Log
Table 8.2	Cumulative Statistics on Complaints
Table 8.3	Cumulative Statistics on Successful Prosecutions
Table 9	Construction Activities and Recommended Mitigation Measures – Nov 2007

LIST OF FIGURES

<u>Figure 2.1</u>	Location Plan
<u>Figure 4.1</u>	Layout of Environmental Monitoring Stations
<u>Figure 5.1</u>	Graphical Plots of Noise Levels

LIST OF APPENDICES

<u>Appendix A</u>	Calibration Certificates for Monitoring Equipment
<u>Appendix B</u>	Event and Action Plan
<u>Appendix C</u>	Noise Monitoring Results
<u>Appendix D</u>	Monitoring Schedule - Upcoming month

EXECUTIVE SUMMARY

This is the Environmental Monitoring and Audit (EM&A) Monthly Report - Oct 2007 for Contract No. CV/2004/01, Work Order No. N1/113/04 – Construction of Peng Chau Helipad. This report presents the environmental monitoring findings and information recorded during the period 1st to 31st Oct 2007.

Construction Activities for the Reported Period

During this reporting period, the principal work activities at Peng Chau Helipad included:

- Concreting of blinding layer for precast wave wall blocks
- Installation of precast wave wall blocks
- Delivery precast units to Cha Kwo Ling Depot
- Laying of electric cable unit

Noise Monitoring

Monitoring of construction noise was carried out at the monitoring station M1 on 5 occasions. There was no exceedance reported during the reported period.

Waste Management

No inert C&D material was disposed nor non-inert C&D material was disposed of at Peng Chau Outlying Island Transfer Facilities. No chemical waste was transported off-site in this reported period.

Complaints, Notifications of Summons and Successful Prosecutions

No complaint, notification of prosecutions or summons was received in this reporting period.

Site Inspections and Audit

5 site inspections were conducted by the Environmental Team (ET) in this reported period. Major observations by the ET, actions by the Contractor and outcome are summarized in the following table.

Item	Date	Observations	Action taken by Contractor	Outcome
-	3-Oct	No particular finding	-	-
-	10-Oct	No particular finding	-	-
1	17-Oct	The Environmental Permit document displayed at the site entrance was destroyed by rain and wind. A new document and folder should be replaced.	Replace with new copy of the Environmental Permit	Complete as observed on 24 Oct
2	17-Oct	The silt curtains were opened. The constructor should remember that the silt curtains should be closed if coastal work is being conducted. (No coastal work was observed)	Noted and implemented accordingly	-
3	24-Oct	The silt curtains were opened. The constructor should remember that the silt curtains should be closed if coastal work is being conducted. (No coastal work was observed)	Noted and implemented accordingly	-
4	31-Oct	The silt curtains were opened. The constructor should remember that the silt curtains should be closed if coastal work is being conducted. (No coastal work was observed)	Noted and implemented accordingly	-
5	31-Oct	The construction site where next to the road was exposed and no covering was provided. The exposed ground should be protected with temporary covers to prevent dust emission.	Cover the bare slope with temporary sheeting	Complete as observed on 15 Nov

1 INTRODUCTION

1.1 SCOPE OF THE REPORT

Lam Laboratories Limited (LAM) has been appointed to work as the Environmental Team (ET) to implement the Environmental Monitoring and Audit (EM&A) programme for CEDD Contract No. CV/2004/01, Work Order No. N1/113/04 – Construction of Peng Chau Helipad.

This report presents the environmental monitoring and auditing work carried out in accordance to the “*Environmental Mitigation, Monitoring and Audit Requirements*” under Particular Specification Section 29 during the period 1st to 31st Oct 2007.

1.2 STRUCTURE OF THE REPORT

- Section 1** **Introduction** – details the scope and structure of the report.
- Section 2** **Project Background** – summarizes background and scope of the project, site description, project organization and contact details of key personnel during the reporting period.
- Section 3** **Implementation Status** – summarizes the status of valid Environmental Permits / Licenses during the reporting period.
- Section 4** **Monitoring Requirements** – summarizes all monitoring parameters, monitoring methodology and equipment, monitoring locations, monitoring frequency, criteria and respective event and action plan and monitoring programmes.
- Section 5** **Monitoring Results** – summarizes the monitoring results obtained in the reporting period.
- Section 6** **Compliance Audit** – summarizes the auditing of monitoring results, all exceedances environmental parameters.
- Section 7** **Site Inspection** – summarizes the findings of weekly site inspections undertaken within the reporting period, with a review of any relevant follow-up actions within the reporting period.



Section 8 ***Complaints, Notification of Summons and Prosecution*** – summarizes the complaints, notification of summons and successful prosecution for breaches of environmental legislation and the actions taken within the reporting period.

Section 9 ***Conclusion***

2 PROJECT BACKGROUND

2.1 SCOPE OF THE PROJECT AND SITE DESCRIPTION

The works mainly comprise of construction of a helipad and a vehicular access for serving the helipad at Peng Chau and the associated installations, lighting and drainage. The construction period is around 9 months for the entire works.

The site layout plan is shown in [Figure 2.1](#).

2.2 PROJECT ORGANIZATION AND CONTACT PERSONNEL

Civil Engineering Office of Civil Engineering and Development Department is the overall project controller. For the construction phase of CV/2004/01, Project Engineer, Independent Environmental Checker, Contractor, Environmental Team are appointed to manage and control environmental issues.

Key personnel and contact particulars are summarized in **Table 2.2**:

Table 2.2 Contact Details of Key Personnel

Post	Name	Contact No.	Contact Fax
Resident Engineer	P L Fung	2762 5068	2714 2054
Project Manager	K W Li	2347 8223	2347 8229
Site Agent	C M Chau	2347 8223	2347 8229
Independent Environmental Checker (IEC)	Joseph T L Poon	2452 7140	2450 6138
Environmental Team Leader (ETL)	Raymond Dai	2975 3300	2897 5509

2.3 CONSTRUCTION PROGRAMME AND WORKS

Construction works carried out at Peng Chau Helipad during this reporting period were:

- Concreting of blinding layer for precast wave wall blocks
- Installation of precast wave wall blocks
- Delivery precast units to Cha Kwo Ling Depot
- Laying of electric cable unit



3 IMPLEMENTATION REQUIREMENTS

3.1 STATUS OF REGULATORY COMPLIANCE

A summary of the current status on licences and/or permits on environmental protection pertinent to the Project is shown in **Table 3.1**.

Table 3.1 Cumulative Summary of Valid Licences and Permits

Permits and/or Licences	Reference No.	Issued Date	Valid Period	Status
Dumping Permit under DASO	EP/MD/07-082	3 April 2007	10 April 2007 - 31 July 2007	Surrendered on 15 June 2007
Notification of Works Under APCO	001020509	16 May 2007	Throughout the project period	Notified
Construction Noise Permit	-	-	-	No work was conducted during restricted hours.

4 MONITORING REQUIREMENTS

Location of environmental monitoring station is referred in [Figure 4.1](#).

4.1 NOISE MONITORING

The project has 1 noise monitoring station, namely M1. Details of the noise monitoring station are summarized in **Table 4.1**.

Table 4.1 Noise Monitoring Station

Station	HK Metric Grid (Easting / Northing)	Description
M1	821 682.865E / 816 689.353N	Ground Level outside Block D of Sea Crest Villa

Monitoring Methodology

Monitoring was carried out in accordance to procedures recommended in the contractual EM&A requirement Manual for the monitoring of construction noise. Measurements shall be recorded to the nearest 0.1dB. Weather conditions, including a measurement of wind speed, should be recorded for the measurement. Where the steady wind speed exceeds 5 m/s, or gusts are above 10 m/s, or in the presence of fog or rain, measurements should be treated as invalid, and repeated in more appropriate conditions.

This noise meter was programmed to measure A-weighted equivalent continuous sound pressure level at 30-minute intervals. Acoustic information measured by the noise meter over 30-minute period were recorded. Additional supplementary acoustical data in terms of L₁₀ and L₉₀ were also recorded for reference and auditing.



Monitoring Equipment and Calibration Details

The noise levels were determined using ONO SOKKI sound level meter model LA-5110. The meter complies with the International Electrotechnical Commission Publication (IEC) 651:1979 (Type 1) and 804:1985 (Type 1) specifications as referred to in the Technical Memorandum issued under the Noise Control Ordinance (NCO).

ONO SOKKI sound level calibrator model SC-2110 was used for the on-site calibration of the meter. This calibrator complies with the IEC Publication 942 (1988) Class1 and ANSI S1.40 – 1984. Noise measurements were only accepted to be valid if the calibration levels from before and after the measurement agree to within 1.0dB. The sound level meter and calibrator are calibrated annually by a HOKLAS laboratory.

Wind speeds were measured by a portable digital anemometer, Dwyer PWM1 with direction being determined with a compass.

Calibration certificates are respectively presented in [Appendix A](#).

4.2 **MONITORING PARAMETERS AND FREQUENCY**

Noise monitoring programme has been scheduled according to the requirements stipulated in the EM&A Manual produced for the Project summarized in **Table 4.2**.

Table 4.2 Environmental Monitoring Parameters and Frequencies

Station(s)	Parameter	Frequency
M1 ^{Note 1}	L _{Aeq} (30 min), L ₉₀ & L ₁₀	Once per week between 0700-1900 hours on normal weekdays
	L _{Aeq} (5 min), L ₉₀ & L ₁₀	3 time slot whenever works is conducted during the time outside 0700-1900 hours of normal weekdays or anytime on any public holiday or Sunday

Note 1: Façade measurement

4.3 **NOISE CRITERIA**

Noise criteria were determined during the baseline monitoring prior to the commencement of the construction of the project for the purpose of impact monitoring. Action and limit levels for noise impact monitoring upon the commencement of work are summarized in **Table 4.3**.

Table 4.3 Action and Limit Levels for Noise

Time Period	Action Level	Limit Level
07:00 – 19:00 hours on normal weekdays	When one documented complaint is received from any one of the sensitive receivers	75 dB(A) ^{Note 1}
0700 – 2300 hours on public holidays including Sundays and 1900 – 2300 hours on all days		70 dB(A) ^{Note 2}
2300 – 0700 hours on all days		55 dB(A) ^{Note 2}

Note:

1. No school is presence in the vicinity of M1 and thus no examination noise level is applied.
2. Area Sensitivity Rating of C is selected due to the presence of non-construction noise due to traffic recorded during the baseline measurements.

Should non-compliance of the noise quality criteria occurs, Event and Action Plans detailed in [Appendix B](#) shall be followed accordingly.

4.4 MONITORING PROGRAMME

Environmental monitoring programme for this reporting period was carried out in accordance with the required monitoring frequency. The actual completion of monitoring work during the reporting period is presented in **Table 4.4**.

Table 4.4 Environmental Monitoring Programme – Oct 07

Oct 2007		M1 Noise (L _{eq} 30min)	Site inspection
1	Mon		
2	Tue		
3	Wed	X	X
4	Thu		
5	Fri		
6	Sat		
7	Sun		
8	Mon		
9	Tue		
10	Wed	X	X
11	Thu		
12	Fri		
13	Sat		
14	Sun		
15	Mon		
16	Tue		
17	Wed	X	X
18	Thu		
19	Fri		
20	Sat		
21	Sun		
22	Mon		
23	Tue		
24	Wed	X	X
25	Thu		
26	Fri		
27	Sat		
28	Sun		
29	Mon		
30	Tue		
31	Wed	X	X

Note:

- X: Impact monitoring conducted
- (X) : Impact monitoring re-scheduled due to adverse weather condition
- Schedule is formulated with consideration of statutory holidays (shaded in the table).



5 MONITORING RESULTS

5.1 NOISE MONITORING RESULTS

Noise monitoring results measured in this reporting period are reviewed and summarized in **Table 5.1**. Details of monitoring results can be referred in [Appendix C](#). Graphical trend is presented in [Figure 5.1](#).

Table 5.1 Noise Monitoring Results at M1 – Oct 07

Date	Time	L _{Aeq} , dB(A)	Limit Level dB(A)	No. of Exceedance
3/10/2007	15:23	64.8	75	0 (AL); 0 (LL)
10/10/2007	15:24	65.5	75	0 (AL); 0 (LL)
17/10/2007	15:26	67.2	75	0 (AL); 0 (LL)
24/10/2007	15:30	71.5	75	0 (AL); 0 (LL)
31/10/2007	15:34	69.7	75	0 (AL); 0 (LL)

5.2 WASTE MONITORING RESULTS

No inert C&D material was disposed nor non-inert C&D material was disposed of at Peng Chau Outlying Island Transfer Facilities. No chemical waste was transported off-site in this reported period.



6 COMPLIANCE AUDIT

6.1 NOISE MONITORING

No exceedance was recorded in this reporting period.

7 SITE INSPECTION

Weekly inspection was undertaken by the ET. 5 inspections were carried out during this reporting period. The results of these inspections and outcomes are summarized in **Table 7**.

Table 7 Summary of Environmental Inspection – Oct 07

Item	Date	Observations	Action taken by Contractor	Outcome
-	3-Oct	No particular finding	-	-
-	10-Oct	No particular finding	-	-
1	17-Oct	The Environmental Permit document displayed at the site entrance was destroyed by rain and wind. A new document and folder should be replaced.	Replace with new copy of the Environmental Permit	Complete as observed on 24 Oct
2	17-Oct	The silt curtains were opened. The constructor should remember that the silt curtains should be closed if coastal work is being conducted. (No coastal work was observed)	Noted and implemented accordingly	-
3	24-Oct	The silt curtains were opened. The constructor should remember that the silt curtains should be closed if coastal work is being conducted. (No coastal work was observed)	Noted and implemented accordingly	-
4	31-Oct	The silt curtains were opened. The constructor should remember that the silt curtains should be closed if coastal work is being conducted. (No coastal work was observed)	Noted and implemented accordingly	-
5	31-Oct	The construction site where next to the road was exposed and no covering was provided. The exposed ground should be protected with temporary covers to prevent dust emission.	Cover the bare slope with temporary sheeting	Complete as observed on 15 Nov

8 COMPLAINTS, NOTIFICATION OF SUMMONS AND PROSECUTION

In this reporting period, no complaint, inspection notice, notification of summons or prosecution was received. Cumulative complaint log, summaries of complaints, notification of summons and successful prosecutions are presented in **Tables 8.1, 8.2** and **8.3** respectively.

Table 8.1 Environmental Complaints Log

Complaint Log No.	Date of Receipt	Received From and Received By	Nature of Complaint	Date Investigated	Outcome	Date of Reply
PC001	28-04-2007	EPD	Silt curtain was not properly secured to enclose the dredging area and muddy water was observed escaping into the open sea.	02-05-2007	Conduct full investigation and report the mitigation plan to EPD	03-05-2007
PC001 (same complaint)	23-05-2007	EPD	Silt curtain was not properly implemented to comply with EP condition to secure and enclose the dredging area.	Same as PC001	Formal letter of contractor respond on the mitigation measures conducted	30-05-2007

Table 8.2 Cumulative Statistics on Complaints

Environmental Parameters	Cumulative No. Brought Forward	No. of Complaints This Month	Cumulative No. Project-to-Date
Air	-	-	-
Noise	-	-	-
Water	1	-	1
Waste	-	-	-
Total	1	-	1

Table 8.3 Cumulative Statistics on Successful Prosecutions

Environmental Parameters	Cumulative No. Brought Forward	No. of Successful Prosecutions this month (Offence Date)	Cumulative No. Project-to-Date
Air	-	-	-
Noise	-	-	-
Water	-	-	-
Waste	-	-	-
Total	-	-	-

9

CONCLUSION

The EM&A programme was carried out in accordance with the EM&A Manual requirements, minor alterations to the programme proposed in the previous EM&A Report were made in response to changing circumstances. The proposed monitoring schedule for the coming month can be referred in [Appendix D](#).

No exceedance was reported in routine environmental monitoring due to the construction operation of CV/2004/01. Such results indicate that the construction operation of CV/2004/01 was performed acceptable against the noise limits. However, the Contractor was reminded to ensure prompt response towards the environmental observations identified during the weekly inspection.

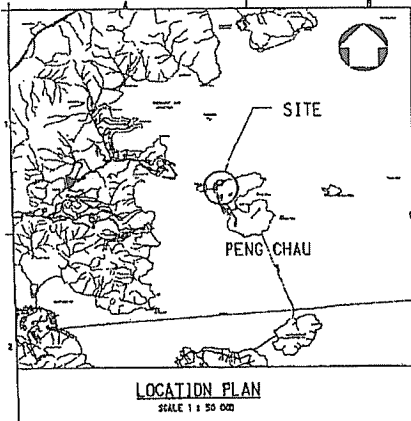
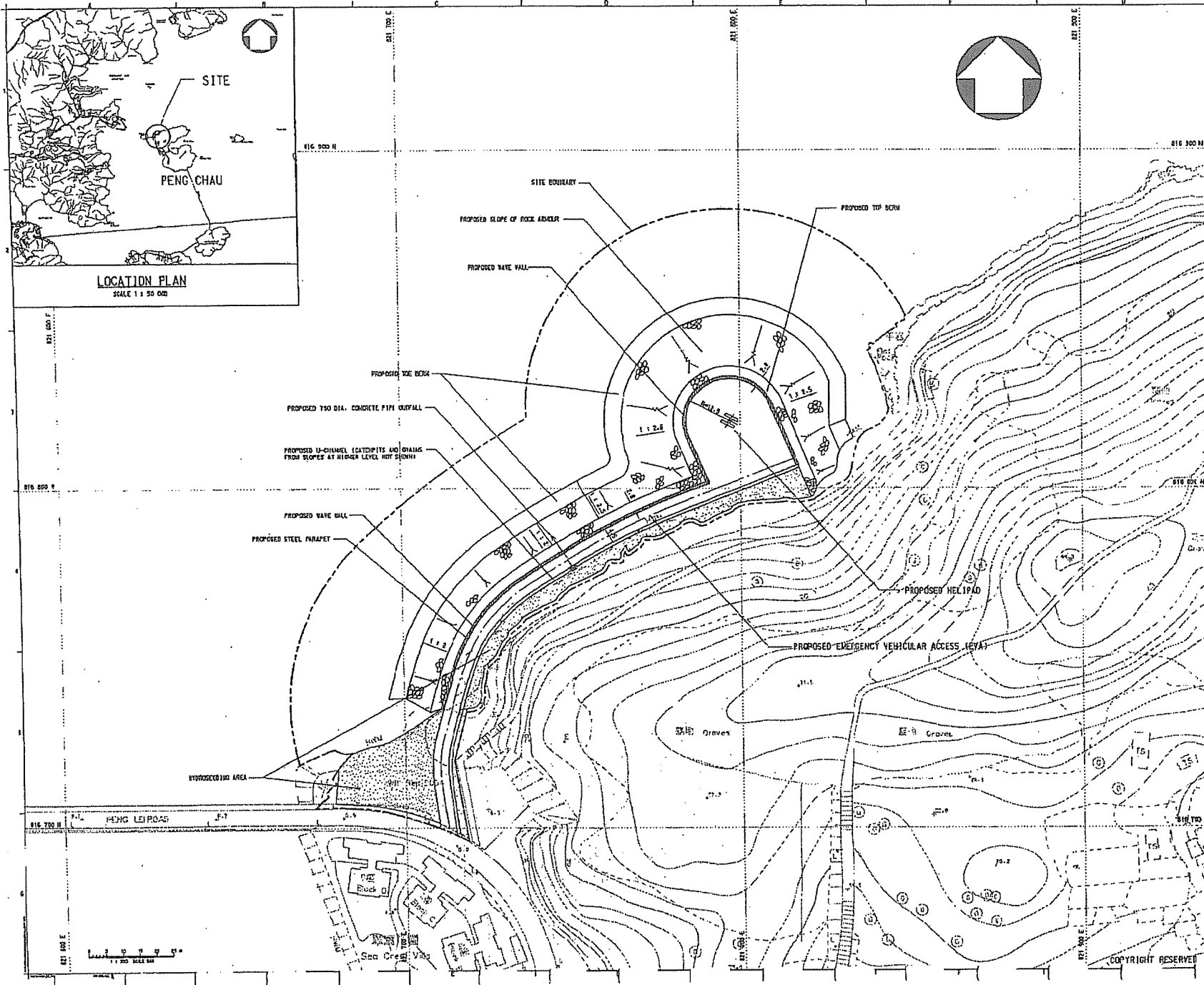
The scheduled construction activities and the recommended mitigation measures for the coming month are listed in **Table 9**.

Table 9 Construction Activities and Recommended Mitigation Measures – Nov 2007

Location	Construction Works	Proposed Mitigation Measures
General	<ul style="list-style-type: none"> • Delivery precast units to Cha Kwo Ling Depot • Laying the K1 kerb • Construction of precast 300 U-channel 	<ul style="list-style-type: none"> • Provide dust suppression measures • Secure the silt curtain at all times • Provide adequate waste bin/skip and implement proper waste management and disposal measures
Around Helipad circle & along EVA	<ul style="list-style-type: none"> • Concerting the EVA road • Placement of wave wall blocks 	<ul style="list-style-type: none"> • Provide dust suppression measures • Secure the silt curtain at all times • Avoid concurrent noisy operation



Figure 2.1
Location Plan



- NOTES:
1. ALL DIMENSIONS ARE IN METRES UNLESS OTHERWISE SPECIFIED.
 2. ALL LEVELS REFER TO PRINCIPAL DATUM (P.D.) AND ARE IN METRES.
 3. ALL CO-ORDINATES REFER TO HONG KONG GEODETIC DATUM 1950 AND ARE IN METRES.
 4. HYDROSEEDING TO THE HYDROSEEDING AREA SHALL BE CARRIED OUT IN ACCORDANCE WITH FS SECTION 7.

- LEGEND:
- PROPOSED SITE BOUNDARY
 - HYDROSEEDING AREA

REV. NO.	DATE	DESCRIPTION	BY	CHECKED
1				

NO.	DATE	BY	CHKD.	REVISION
1				

DESIGNED BY: SIGNED: [Signature] DATE: 5.6.2006

CONTRACT NO.: CW/2006/14

FILE NO.:

PROJECT NO.:

CLIENT:

CONSTRUCTION OF PENG CHAU AND YUNG SHUE WAN HELIPADS

WORKS TITLE:

PENG CHAU HELIPAD - GENERAL LAYOUT

DRAWING NO.:

PW-0514-001

SCALE: 1 : 500

OFFICE:

PORT WORKS DIVISION
CIVIL ENGINEERING OFFICE

CIVIL ENGINEERING AND DEVELOPMENT DEPARTMENT

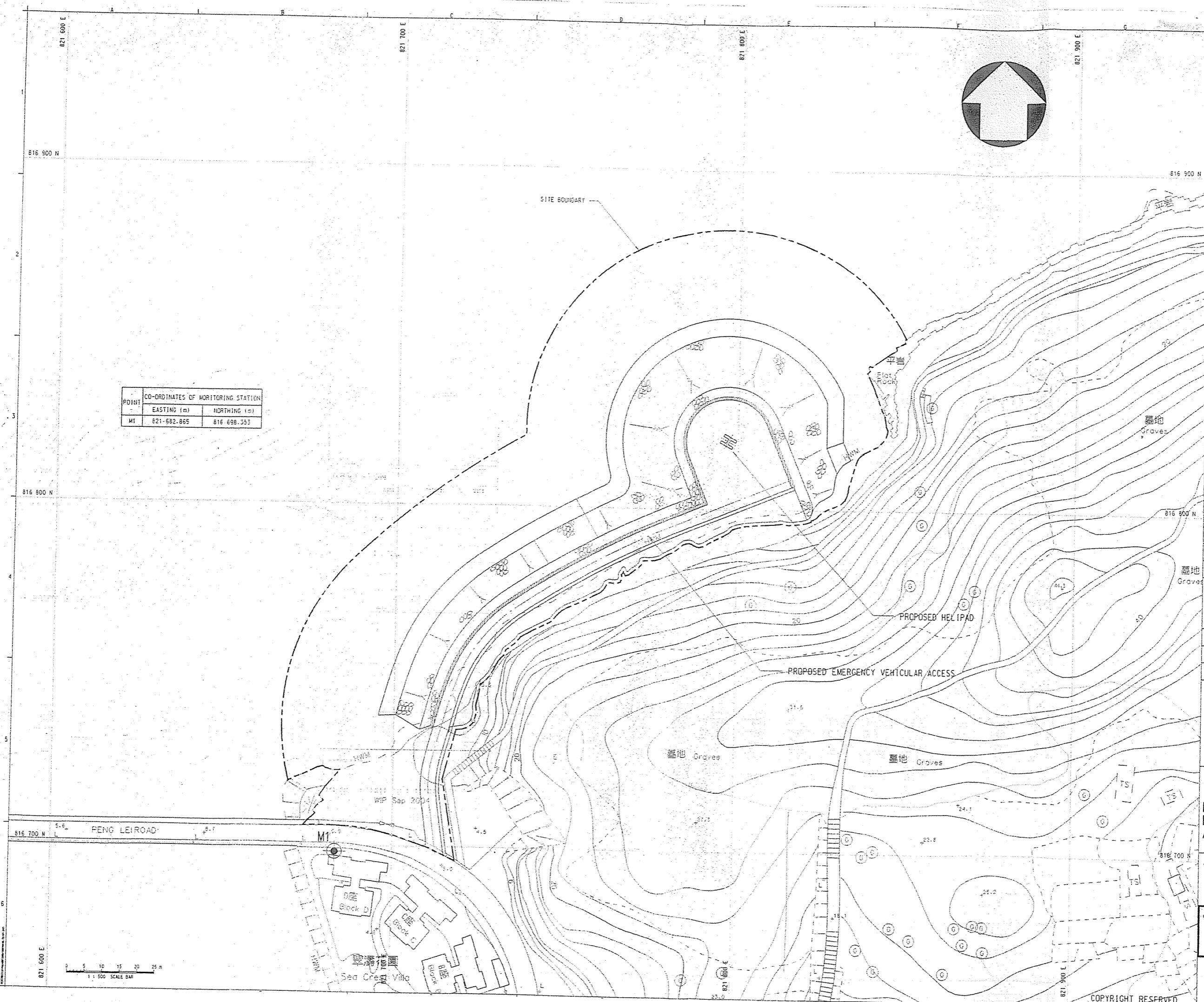
41 14

COPYRIGHT RESERVED



Figure 4.1

Layout of Environmental Monitoring Stations



- NOTES:**
1. ALL DIMENSIONS ARE IN MILLIMETRES.
 2. ALL CO-ORDINATES REFER TO HONG KONG GEODETIC DATUM 1980 AND ARE IN METRES.
 3. ALL LEVELS REFER TO PRINCIPAL DATUM (P.D.) AND ARE IN METRES.
 4. MONITORING METHODOLOGY AND PROCEDURE SHALL BE AS OUTLINED IN PS SECTION 26 AND AS REQUIRED BY ENVIRONMENTAL PERMIT ISSUED BY EPD.
 5. ENVIRONMENTAL MITIGATION MEASURES SHALL BE CARRIED OUT AS OUTLINED IN PS SECTION 26 AND AS REQUIRED BY ENVIRONMENTAL PERMIT ISSUED BY EPD.
 6. ENVIRONMENTAL MITIGATION MEASURES TO MITIGATE WATER QUALITY IMPACTS DURING DREDGING AND RECALMATION ARE ALSO SHOWN ON DRAWING NO. SK-006.

- LEGEND:**
- SITE BOUNDARY
 - ⊙ PROPOSED NOISE MONITORING LOCATION

POINT	CO-ORDINATES OF MONITORING STATION	
	EASTING (m)	NORTHING (m)
M1	821-582.865	816-698.353

no.	date	description	checked	approved
REVISION				
designed		P. L. FUNG		
drawn		C. K. LI		
traced		C. K. LI		
checked		S. K. TONG		
approved				
T.S. LI Chief Engineer date: _____				

contract no. _____

file no. _____

project no. _____

contract _____

drawing title

PENG CHAU HELIPAD - ENVIRONMENTAL MITIGATION AND MONITORING MEASURES

drawing no. ~~SK-044~~

scale: 1 : 500 OR AS SHOWN

office

PORT WORKS DIVISION
CIVIL ENGINEERING OFFICE

CEDD CIVIL ENGINEERING AND DEVELOPMENT DEPARTMENT


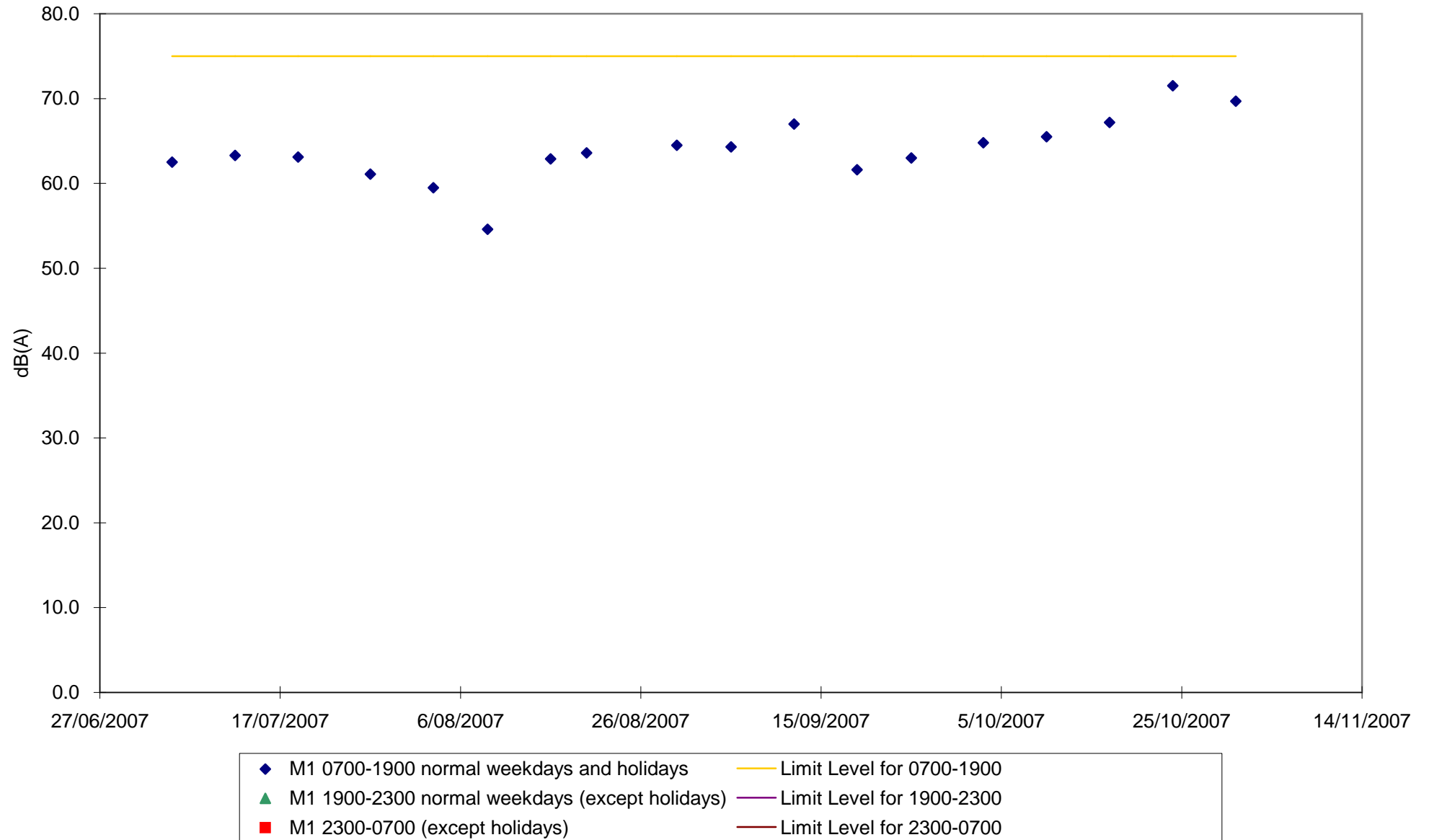




Figure 5.1

Graphical Plot of Noise Levels


Figure 5.1 - Graphical Plot of Noise Levels at M1





Appendix A

Calibration Certificates for Monitoring Equipment



Calibration Certificate

Certificate No. 72420

Page 1 of 3 Pages

Customer : Lam Laboratories Ltd.

Address : 1412-1416 Honour Industrial Centre, 6 Sun Yip Street, Chaiwan, Hong Kong

Order No. : Q70963

Date of receipt : 23-May-07

Item Tested

Description : Precision Integrating Sound Level Meter (EL 077)

Manufacturer : ONO SOKKI

Model : LA-5110

Serial No. : 72302293

Test Conditions

Date of Test : 25-May-07

Supply Voltage : --

Ambient Temperature : (23 ± 3)°C

Relative Humidity : (50 ± 25) %

Test Specifications

Calibration check.

Calibration procedure : Z01.

Test Results

All results were within the IEC 651 Type 1 & IEC 804 Type 1 specification.

The results are shown in the attached page(s).

Main Test equipment used:


<u>Equipment No.</u>	<u>Description</u>	<u>Cert. No.</u>	<u>Due Date</u>	<u>Traceable to</u>
S017	Multi-Function Generator	C071115	14-Mar-08	SCL-HKSAR
S024	Sound Level Calibrator	62691	19-Jul-07	NIM-PRC & SCL-HKSAR

The values given in this Calibration Certificate only relate to the values measured at the time of the test and any uncertainties quoted will not include allowance for the equipment long term drift, variations with environmental changes, vibration and shock during transportation, overloading, mis-handling, or the capability of any other laboratory to repeat the measurement. Hong Kong Calibration Ltd. shall not be liable for any loss or damage resulting from the use of the equipment.


The test equipment used for calibration are traceable to International System of Units (SI).

The test results apply to the above Unit-Under-Test only

Calibrated by :


P.F. Wong

Approved by :


Dorothy Cheuk

Date: 28-May-07


This Certificate is issued by:

Hong Kong Calibration Ltd.

Unit 8B, 24/F., Well Fung Industrial Centre, No. 58-76, Ta Chuen Ping Street, Kwai Chung, NT, Hong Kong.

Tel: 2425 8801 Fax: 2425 8646

The copyright of this certificate is owned by Hong Kong Calibration Ltd.. It may not be reproduced except in full.



Calibration Certificate

Certificate No. 72420

Page 2 of 3 Pages

Results :

1. SPL Accuracy

UUT Setting			Dynamic Characteristic	Applied Value (dB)	UUT Reading (dB)
Level Range	Filter	Frequency Weighting			
40 - 100 dB	OFF	A	FAST	94.07	94.4
			SLOW		94.4
		C	FAST		94.3
60 - 120 dB	OFF	A	FAST	94.07	94.4
			SLOW		94.4
		C	FAST		94.3
60 - 120 dB	OFF	A	FAST	113.95	114.3
			SLOW		114.3
		C	FAST		114.2

IEC 651 Type 1 Spec. : ± 0.7 dB

Uncertainty : ± 0.1 dB

2. Level Stability : 0.0 dB

IEC 651 Type 1 Spec. : ± 0.3 dB


Uncertainty : ± 0.01 dB

3. Linearity

3.1 Level Linearity

UUT Range	Applied Value (dB)	UUT Rdg (dB)	Variation (dB)	IEC 651 Type 1 Spec. (Primary Indicator Range)
130	114.0	114.4	0.0	± 0.7 dB
130	104.0	104.4	0.0	
120	94.0	94.3 (Ref.)	--	
110	84.0	84.4	0.0	
100	74.0	74.4	0.0	
90	64.0	64.4	0.0	
80	54.0	54.4	0.0	

Uncertainty : ± 0.1 dB



Calibration Certificate

Certificate No. 72420

Page 3 of 3 Pages

3.2 Differential level linearity

UUT Range	Applied Value (dB)	UUT Rdg (dB)	Variation (dB)	IEC 651 Type 1 Spec.
120	84.0	84.4	0.0	± 0.4
	94.0	94.4 (Ref.)	--	
	95.0	95.4	0.0	± 0.2
	104.0	104.4	0.0	± 0.3
	105.0	105.4	0.0	± 1.0

Uncertainty : ± 0.1 dB

4. Frequency Weighting

A weighting

Frequency	Attenuation (dB)	IEC 651 Type 1 Spec.
31.5 Hz	- 40.2	- 39.4 dB, ± 1.5 dB
63 Hz	- 26.5	- 26.2 dB, ± 1.5 dB
125 Hz	- 16.3	- 16.1 dB, ± 1 dB
250 Hz	- 8.8	- 8.6 dB, ± 1 dB
500 Hz	- 3.3	- 3.2 dB, ± 1 dB
1 kHz	0.0 (Ref.)	0 dB, ± 1 dB
2 kHz	+ 1.2	+ 1.2 dB, ± 1 dB
5 kHz	+ 0.8	+ 1.0 dB, ± 1 dB
8 kHz	- 1.5	- 1.1 dB, + 1.5 dB ~ - 3 dB
16 kHz	- 7.5	- 6.6 dB, + 3 dB ~ ∞

Uncertainty : ± 0.1 dB

5. Time Averaging

Applied Burst duty Factor	Applied Leq Value (dB)	UUT Reading (dB)	IEC 804 Type 1 Spec.
continuous	40.0	40.0	--
1/10	40.0	39.7	± 0.5 dB
1/10 ²	40.0	40.0	
1/10 ³	40.0	40.0	± 1.0 dB
1/10 ⁴	40.0	40.0	

Uncertainty : ± 0.1 dB

Remarks : 1. UUT : Unit-Under-Test

2. The uncertainty claimed is for a confidence probability of not less than 95%.

3. Atmospheric Pressure : 997 hPa.

----- END -----



Calibration Certificate

Certificate No. 72421

Page 1 of 2 Pages

Customer : Lam Laboratories Ltd.

Address : 1412-1416 Honour Industrial Centre, 6 Sun Yip Street, Chaiwan, Hong Kong

Order No. : Q70963

Date of receipt : 23-May-07

Item Tested

Description : Sound Level Calibrator (EL 078)

Manufacturer : ONO SOKKI

Model : SC-2110

Serial No. : 00393

Test Conditions

Date of Test : 25-May-07

Supply Voltage : --

Ambient Temperature : (23 ± 3)°C

Relative Humidity : (50 ± 25) %

Test Specifications

Calibration check.

Calibration procedure : F21, Z02.

Test Results

All results were within the IEC 942 Class 2 specification.

The results are shown in the attached page(s).


Main Test equipment used:

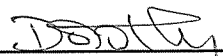
<u>Equipment No.</u>	<u>Description</u>	<u>Cert. No.</u>	<u>Due Date</u>	<u>Traceable to</u>
S014	Spectrum Analyzer	62914	7-Jul-07	NIM-PRC & SCL-HKSAR
S024	Sound Level Calibrator	62691	19-Jul-07	NIM-PRC & SCL-HKSAR
S041	Universal Counter	63839	22-Aug-07	SCL-HKSAR

The values given in this Calibration Certificate only relate to the values measured at the time of the test and any uncertainties quoted will not include allowance for the equipment long term drift, variations with environmental changes, vibration and shock during transportation, overloading, mis-handling, or the capability of any other laboratory to repeat the measurement. Hong Kong Calibration Ltd. shall not be liable for any loss or damage resulting from the use of the equipment.

The test equipment used for calibration are traceable to International System of Units (SI).

The test results apply to the above Unit-Under-Test only

Calibrated by : 
P.F. Wong

Approved by : 
Dorothy Cheuk

Date: 28-May-07



Calibration Certificate

Certificate No. 72421

Page 2 of 2 Pages

Results :

1. Level Accuracy (at 1 kHz)

UUT Nominal Value	Measured Value	IEC 942 Class 2 Spec.
94 dB	93.75 dB	± 0.5 dB

Uncertainty : ± 0.1 dB

2. Frequency Accuracy

UUT Nominal Value	Measured Value	IEC 942 Class 2 Spec.
1 kHz	1.000 kHz	± 4 %

Uncertainty : ± 0.1 %

3. Level Stability : 0.0 dB

IEC 942 Class 2 Spec.: ± 0.2 dB

Uncertainty : ± 0.01 dB

4. Total Harmonic Distortion : < 0.4 %

IEC 942 Class 2 Spec. : < 3 %

Uncertainty : ± 2.3 % of reading

Remark : 1. UUT : Unit-Under-Test

2. The uncertainty claimed is for a confidence probability of not less than 95%.

3. The above measured values are the mean of 3 measurement.

4. Atmospheric Pressure : 997 hPa

----- END -----



Appendix B

Event and Action Plan

APPENDIX 5.1 – Event / Action Plan for Construction Noise

Event	ACTION			
	ET Leader	IC (E)	ER	Contractor
Action Level	<ol style="list-style-type: none"> 1. Notify IC(E) and Contractor 2. Carry out investigation 3. Report the results of investigation to the IC(E) and Contractor 4. Discuss with the Contractor and formulate remedial measures 5. Increase monitoring frequency to check mitigation effectiveness 	<ol style="list-style-type: none"> 1. Review the analysed results submitted by the ET 2. Review the proposed remedial measures by the Contractor and advise the ER accordingly 3. Supervise the implementation of remedial measures 	<ol style="list-style-type: none"> 1. Confirm receipt of notification of failure in writing 2. Notify Contractor 3. Require Contractor to propose remedial measures for the analysed noise problem 4. Ensure remedial measures are properly implemented 	<ol style="list-style-type: none"> 1. Submit noise mitigation proposal to IC(E) 2. Implement noise mitigation proposals
Limit Level	<ol style="list-style-type: none"> 1. Notify IC(E), ER, EPD and Contractor 2. Identify source 3. Repeat measurement to confirm findings 4. Increase monitoring frequency 5. Carry out analysis of Contractor's working procedures to determine possible mitigation to be implemented 6. Inform IE(E), ER and EPD the causes & actions taken for the exceedances 7. Assess effectiveness of Contractor's remedial actions and keep IC(E), EPD and ER informed of the results 8. If exceedance stops, cease additional monitoring 	<ol style="list-style-type: none"> 1. Discuss amongst ER, ET, and Contractor on the potential remedial actions 2. Review Contractor's remedial actions whenever necessary to assure their the ER accordingly 3. Supervise the implementation of remedial measures 	<ol style="list-style-type: none"> 1. Confirm receipt of notification of failure in writing 2. Notify Contractor 3. Require Contractor to propose remedial measures for the analysed noise problem 4. Ensure remedial measures are properly implemented 5. If exceedance continues, consider what portion of the work is responsible and instruct the Contractor to stop that portion of work until the exceedance is abated 	<ol style="list-style-type: none"> 1. Take immediate action to avoid further exceedance 2. Submit proposal for remedial actions to IC(E) within 3 working days of notification 3. Implement the agreed proposals 4. Resubmit proposals if problem still not under control 5. Stop the relevant portion of works as determined by the ER until the exceedance is abated



Appendix C

Noise Monitoring Results

Report on Noise Monitoring

Location: M1 (Ground Level outside Block D of Sea Crest Villa, façade measurement)

Time Period: 0700-1900 hours

Date	Start Time	Wind Speed, m/s	Calibration before measurement, dB(A)	Calibration after measurement, dB(A)	Noise Sources	Noise Level, dB(A)			Averaged Noise Levels <small>L_{eq (30 mins)}, dB(A)</small>
						L _{max}	L ₉₀	L ₁₀	
3-Oct-07	15:23	3.1	94.1	94.0	Traffic vehicles, trolley movement, backhoe	88.0	48.0	60.7	64.8
10-Oct-07	15:24	0.8	94.0	94.0	Traffic vehicles, trolley movement, backhoe	85.1	51.2	66.2	65.5
17-Oct-07	15:26	1	94.0	93.9	Traffic vehicles, trolley movement	91.6	41.4	62.6	67.2
24-Oct-07	15:30	1.8	94.0	94.0	Traffic vehicles, trolley movement	92.3	43.8	72.4	71.5
31-Oct-07	15:34	4.3	94.0	94.0	Traffic vehicles	91.3	50.3	70.1	69.7



Appendix D

Monitoring Schedule - Upcoming month

Environmental Monitoring Schedule

Contract No. CV/2004/01
Construction of Ping Chau Helipad
November 2007

Sunday	Monday	Tuesday	Wednesday	Thursday	Friday	Saturday
				1-Nov	2-Nov	3-Nov
4-Nov	5-Nov	6-Nov	7-Nov Impact Leq30 x 1	8-Nov	9-Nov	10-Nov
11-Nov	12-Nov	13-Nov	14-Nov Impact Leq30 x 1	15-Nov	16-Nov	17-Nov
18-Nov	19-Nov	20-Nov	21-Nov Impact Leq30 x 1	22-Nov	23-Nov	24-Nov
25-Nov	26-Nov	27-Nov	28-Nov Impact Leq30 x 1	29-Nov	30-Nov	

Notes :

1. Monitoring events are scheduled to monitor contractor's operation during their most active working days.
2. Monitoring events for noise are tentatively scheduled and will be conducted within a week in accordance with contract in case of sudden changes.
3. Contractor needs to notify ET Leader on any work conducted on Sunday or public holidays.