



PROJECT NO.: TCS/00394/12

**CONTRACT NO. DC/2007/06 –
RIVER IMPROVEMENT WORKS IN UPPER LAM
TSUEN RIVER, SHE SHAN RIVER AND UPPER TAI PO
RIVER**

**59TH MONTHLY ENVIRONMENTAL MONITORING AND
AUDIT REPORT FOR UPPER TAI PO RIVER –
JULY 2013**

PREPARED FOR
**CHIU HING CONSTRUCTION AND TRANSPORTATION
COMPANY LIMITED**

Quality Index


Date	Reference No.	Prepared By	Certified by
13 August 2013	TCS00396/12/600/R0091v2	 Nicola Hon (Environmental Consultant)	 T.W. Tam (Environmental Team Leader)

Ver.	Date	Description
1	8 August 2013	First submission
2	13 August 2013	Amended against IEC's comments on 13 August 2013

This report has been prepared by Action-United Environmental Services & Consulting with all reasonable skill, care and diligence within the terms of the Agreement with the client, incorporating our General Terms and Conditions of Business and taking account of the resources devoted to it by agreement with the client. We disclaim any responsibility to the client and others in respect of any matters outside the scope of the above. This report is confidential to the client and we accept no responsibility of whatsoever nature to third parties to whom this report, or any part thereof, is made known. Any such party relies upon the report at their own risk.

The Content of this report has been

Certified by



Mr. T.W. Tam
(Environmental Team Leader)

13/08/2013
Date



Dr. Mark Shea
(Ecologist)

13/08/2013
Date

And Verified by



Ms. Winnie Ko
(Independent Environmental Checker)

13/08/2013
Date

EXECUTIVE SUMMARY

- ES.01. This is the **fifty-ninth (59th)** monthly Environmental Monitoring and Audit (EM&A) Report for the river improvement works at Upper Tai Po River under Drainage Services Department (DSD) Contract No. DC/2007/06 entitled “River Improvement Works in Upper Lam Tsuen River, She Shan River and Upper Tai Po River” (hereinafter “the Project”). This report concludes the impact monitoring results and findings for the activities undertaken during the period from **1st to 31st July 2013** (hereinafter “the Reporting Period”).
- ES.02. The Environmental Team (ET) is responsible for the EM&A works required in the EM&A manual. Site inspections were carried out on weekly basis to investigate and audit the equipment and work methodologies with respect to pollution control and environmental mitigation. The weekly inspection records and photos taken were kept.

ENVIRONMENTAL MONITORING AND AUDIT ACTIVITIES

- ES.03. Environmental Team had carried out construction noise monitoring on weekly basis and no exceedance was found in the Reporting Period. The noise monitoring results collected in the Reporting Period are presented in **Section 4**.
- ES.04. In the Reporting Period, weekly ecological inspections were carried out on **2nd, 8th, 15th, 22nd and 29th July 2013**. Also, a bi-annual ecological impact monitoring for wet season has been carried out on 25th July 2013 and the report is being prepared by the ecologist.
- ES.05. In the Reporting Period, joint weekly environmental site inspections with the Contractor, ET, IEC and ER were carried out on **3rd, 10th, 19th, 24th and 30th July 2013**. In the Reporting Period, **3** observations were recorded were identified by the ET.
- ES.06. As no piling work conducted, no vibration monitoring was performed in this Reporting Period.
- ES.07. Environmental monitoring activities under the EM&A programme in the Reporting Period are summarized in the following table.

Issues	Environmental Monitoring Parameters / Inspection	Occurrences
Construction Noise	L _{Aeq(30min)} Daytime	55
Inspection / Audit	Weekly Environmental inspection by the ET	5
Ecological	Ecological Impact Monitoring	0
	Weekly inspection by the Ecologist	5

BREACH OF ACTION AND LIMIT (A/L) LEVELS

- ES.08. No noise complaint (which is an Action Level exceedance) was received in the Reporting Period. Also, no Limit Level exceedance of noise monitoring was recorded.

ENVIRONMENTAL COMPLAINT

- ES.09. In the Reporting Period, no environmental complaint was received.

NOTIFICATION OF SUMMONS AND SUCCESSFUL PROSECUTION

- ES.10. No summons and prosecution was received in the Reporting Period.

REPORTING CHANGE

- ES.11. No reporting change was made in the Reporting Period.

FUTURE KEY ISSUES

- ES.12. During wet season, muddy water and other water quality pollutants via site surface water runoff

into the local stream of Tai Po River will be the key issue in the upcoming month. Mitigation measures for water quality should be fully implemented.

ES.13. On the other hand, construction noise will be another key environmental issue. Noise mitigation measures should be implemented in accordance with the EM&A Manual.

ES.14. The Contractor is reminded to provide environmental pollution control measures wherever necessary and keep a good environmental management for site practice.

TABLE OF CONTENTS

1.0 INTRODUCTION	1
PROJECT BACKGROUND	1
REPORT STRUCTURE	1
2.0 CONSTRUCTION PROGRESS AND SUBMISSION	2
CONSTRUCTION PROGRESS	2
SUMMARY OF ENVIRONMENTAL SUBMISSIONS	2
3.0 EM&A PROGRAM REQUIREMENT FOR UPPER TAI PO RIVER	3
MONITORING PARAMETERS	3
MONITORING LOCATIONS	3
MONITORING FREQUENCY	3
MONITORING EQUIPMENT	4
MONITORING METHODOLOGY	4
DATA MANAGEMENT AND DATA QA/QC CONTROL	4
OTHERS MONITORING IMPLEMENTATION FOR THE CONTRACT	4
DETERMINATION OF ACTION/LIMIT (A/L) LEVELS	5
EQUIPMENT CALIBRATION	6
METEOROLOGICAL INFORMATION	6
4.0 NOISE MONITORING RESULTS	7
RESULT SUMMARY	7
5.0 VIBRATION MONITORING RESULTS	10
6.0 ECOLOGY MONITORING RESULTS	11
7.0 SITE INSPECTION	12
REGULAR SITE INSPECTION AND AUDITING	12
8.0 WASTE MANAGEMENT	13
RECORDS OF WASTE QUANTITIES	13
9.0 ENVIRONMENTAL COMPLAINT AND NON-COMPLIANCE	14
ENVIRONMENTAL COMPLAINT, SUMMONS AND PROSECUTION	14
10.0 IMPLEMENTATION STATUS OF MITIGATION MEASURES	15
11.0 IMPACT FORECAST	18
CONSTRUCTION ACTIVITIES FOR THE FORTH-COMING MONTH	18
KEY ISSUES FOR THE COMING MONTH	18
12.0 CONCLUSIONS AND RECOMMENTATIONS	19
CONCLUSIONS	19
RECOMMENDATIONS	19

LIST OF TABLES

TABLE 2-1	STATUS OF ENVIRONMENTAL LICENSES AND PERMITS
TABLE 3-1	SUMMARY OF MONITORING PARAMETERS
TABLE 3-2	DESIGNATED MONITORING LOCATIONS OF THE EM&A PROGRAMME
TABLE 3-3	MONITORING EQUIPMENT USED IN EM&A PROGRAM
TABLE 3-4	ACTION AND LIMIT LEVELS FOR CONSTRUCTION NOISE
TABLE 3-5	TRANSIENT VIBRATION GUIDE VALUES FOR COSMETIC BUILDING DAMAGE (BS7385:PART 2 1993)
TABLE 4-1	SUMMARIZED OF CONSTRUCTION NOISE MONITORING RESULTS AT UTP1
TABLE 4-2	SUMMARIZED OF CONSTRUCTION NOISE MONITORING RESULTS AT UTP2
TABLE 4-3	SUMMARIZED OF CONSTRUCTION NOISE MONITORING RESULTS AT UTP3
TABLE 4-4	SUMMARIZED OF CONSTRUCTION NOISE MONITORING RESULTS AT UTP4
TABLE 4-5	SUMMARIZED OF CONSTRUCTION NOISE MONITORING RESULTS AT UTP5
TABLE 4-6	SUMMARIZED OF CONSTRUCTION NOISE MONITORING RESULTS AT UTP6
TABLE 4-7	SUMMARIZED OF CONSTRUCTION NOISE MONITORING RESULTS AT UTP7
TABLE 4-8	SUMMARIZED OF CONSTRUCTION NOISE MONITORING RESULTS AT UTP8
TABLE 4-9	SUMMARIZED OF CONSTRUCTION NOISE MONITORING RESULTS AT UTP9
TABLE 4-10	SUMMARIZED OF CONSTRUCTION NOISE MONITORING RESULTS AT UTP10
TABLE 4-11	SUMMARIZED OF CONSTRUCTION NOISE MONITORING RESULTS AT UTP11
TABLE 4-12	OBSERVED NOISE SOURCE DURING NOISE MONITORING
TABLE 6-1	SUMMARY RESULTS OF ECOLOGICAL SITE INSPECTION FINDINGS
TABLE 7-1	SITE INSPECTION OF OBSERVATIONS – FINDINGS AND DEFICIENCIES
TABLE 7-2	RECTIFICATION STATUS OF PREVIOUS SITE INSPECTION DEFICIENCIES
TABLE 8-1	SUMMARY OF QUANTITIES OF INERT C&D MATERIALS
TABLE 8-2	SUMMARY OF QUANTITIES OF C&D WASTES
TABLE 9-1	STATISTICAL SUMMARY OF ENVIRONMENTAL COMPLAINTS
TABLE 9-2	STATISTICAL SUMMARY OF ENVIRONMENTAL SUMMONS
TABLE 9-3	STATISTICAL SUMMARY OF ENVIRONMENTAL PROSECUTION
TABLE 10-1	ENVIRONMENTAL MITIGATION MEASURES

LIST OF APPENDICES

APPENDIX A	SITE LAYOUT PLAN OF THE UPPER TAI PO RIVER
APPENDIX B	CONSTRUCTION PROGRAMS
APPENDIX C	ENVIRONMENTAL MONITORING LOCATIONS
APPENDIX D	CALIBRATION CERTIFICATES OF THE MONITORING EQUIPMENT
APPENDIX E	EVENT AND ACTION PLAN
APPENDIX F	MONITORING SCHEDULE IN REPORTING PERIOD AND THE COMING MONTH
APPENDIX G	METEOROLOGICAL DATA OF REPORTING PERIOD
APPENDIX H	GRAPHICAL PLOTS OF NOISE MONITORING
APPENDIX I	MONTHLY SUMMARY WASTE FLOW TABLE
APPENDIX J	OBSERVED NOISE SOURCE DURING NOISE MONITORING

1.0 INTRODUCTION

PROJECT BACKGROUND

- 1.01 This is the **fifty-ninth (59th)** monthly Environmental Monitoring and Audit (EM&A) Report for the river improvement works at Upper Tai Po River under Drainage Services Department Contract No. DC/2007/06 entitled “River Improvement Works in Upper Lam Tsuen River, She Shan River and Upper Tai Po River”.
- 1.02 Site layout plan of Upper Tai Po River is shown in **Appendix A**. Approximately 0.6km of Upper Tai Po River will be improved to enhance the hydraulic performance of the river. The location of the project site at Upper Tai Po River starts from Ta Tit Yan of Tai Mo Shan, flows from southeast to northeast alongside Wilson Trail, turning northward before joining the Lam Tsuen River and then runs towards Tai Po Market. To the east of the river, there are active and abandoned cultivated lands. Village settlements are mainly located on the west and northeast side of the river bank, where the San Uk Ka and Lai Chi Shan establishment also lie. The construction of the proposed improvement works for Upper Tai Po River has commenced on 15th September 2008 and substantially completed on 31 December 2012. The improvement works comprise of the following:
- Re-profiling and realignment of the channel;
 - Inclusion of gabions and retaining wall for bank protection whilst providing a natural channel bed; and
 - Re-provisioning of footbridges and footpaths along the channel.
- 1.03 Since 12th July 2012, Action United Environmental Services & Consulting (AUES) has been appointed by Chiu Hing Construction and Transportation Company Limited (hereinafter “the Contractor”) as the Environmental Team replacing Environmental Pioneers & Solutions Limited to implement the EM&A programme and prepare report.
- 1.04 This report presents the results of the environmental monitoring conducted at Upper Tai Po River in **July 2013**. It includes weekly site inspections to verify the implementation of the mitigation measures as recommended in Environmental Permit EP-223/2005/A, EM&A Manual, the Particular Specifications of the Contract and the Contractor’s Environmental Management Plan (EMP).

REPORT STRUCTURE

- 1.05 The Monthly Environmental Monitoring and Audit (EM&A) Report is structured into the following sections:-
- | | |
|-------------------|--|
| Section 1 | Introduction |
| Section 2 | Construction Progress and Submission |
| Section 3 | EM&A Program Requirement for Upper Tai Po River |
| Section 4 | Noise Monitoring Results |
| Section 5 | Vibration Monitoring Results |
| Section 6 | Ecology Monitoring Results |
| Section 7 | Site Inspections |
| Section 8 | Waste Management |
| Section 9 | Environmental Complaint and Non-Compliance |
| Section 10 | Implementation Status of Mitigation Measures |
| Section 11 | Impact Forecast |
| Section 12 | Conclusions and Recommendations |

2.0 CONSTRUCTION PROGRESS AND SUBMISSION

CONSTRUCTION PROGRESS

- 2.01 The proposed construction sequences are shown in the following:
- Site clearance and preparation works
 - Construction of maintenance access which involves construction of retaining walls
 - River channel construction and excavation, involving excavation works, construction of retaining walls and gabion walls
 - Construction of additional boulder trap and additional stilling basins with baffle blocks
 - Provision of riverbed treatment
 - Re-provisioning of footbridges
 - Construction of footpaths
 - Landscaping works
- 2.02 The major of construction activities undertaken at Upper Tai Po River have been completed. The remaining works carried out in the Reporting Period are listed below:-
- Construction of surface drain
 - Landscaping works
 - Installation of Type II railing and erection of chain link fence
- 2.03 The master and outstanding works construction programs are enclosed in *Appendix B*.

SUMMARY OF ENVIRONMENTAL SUBMISSIONS

- 2.04 Summary of the relevant permits, licences, and/or notifications on environmental protection for this Contract in the Reporting Period is presented in *Table 2-1*.

Table 2-1 Status of Environmental Licenses and Permits

Description	License / Permit No.	Date of Issue	Date of Expiry	Remarks
Environmental Permit	EP-223/2005	31 Aug 2005	N/A	Superseded by EP-223/2005/A
Amended Environmental Permit	EP-223/2005/A	18 Nov 2008	N/A	Issued
Construction Noise Permit	NA	N/A	N/A	N/A
Effluent Discharge License	WT00015956-2013	4 June 2013	31 Mar 2018	Issued
Registration as a Chemical Waste Producer	5213-724-C3251-03	19 Dec 2007	N/A	Issued
Billing Account for Disposal of Construction Waste	7006101	N/A	N/A	N/A

3.0 EM&A PROGRAM REQUIREMENT FOR UPPER TAI PO RIVER

3.01 The EM&A requirements set out in the Environmental Permit EP-223/2005/A (hereinafter ‘the EP’), and the associated EM&A Manual, are presented in the following sub-sections.

MONITORING PARAMETERS

3.02 According to the EM&A Manual, the monitoring requirements under this Contract are listed in **Table 3-1**.

Table 3-1 Summary of Monitoring Parameters

Environmental Aspect	Parameters
Construction Noise	<ul style="list-style-type: none"> A-weighted equivalent continuous sound pressure level (30min) (hereinafter ‘L_{Aeq(30min)}’ during the normal working hours; and A-weighted equivalent continuous sound pressure level (15min) (hereinafter ‘L_{Aeq(15min)}’ for construction work during the restricted hours.
*Ecology	Inspection and auditing the proper implementation of mitigation measures stipulated in EIA report and EM&A Manual

Remarks: *Monitoring as carried out by the Ecologist appointed by the Contractor

MONITORING LOCATIONS

3.03 Monitoring locations have been proposed in EM&A Manual. Graphic plot is shown in **Appendix C** and summarized in **Table 3-2**.

Table 3-2 Designated Monitoring Locations of the EM&A Programme

Aspect	Location ID	Address
Construction Noise	UTP1	54B, Sheung Wun Yiu
	UTP2	Village House in Lai Chi Shan
	UTP3	Village House near Upper Tai Po River
	UTP4	Village House near Upper Tai Po River
	UTP5	Village House near Upper Tai Po River
	UTP6	Village House near Upper Tai Po River
	UTP7	Village House near Upper Tai Po River
	UTP8	Village House near Upper Tai Po River
	UTP9	49A, Pun Shan Chau
	UTP10	Village House near the proposed access road
	UTP11	49G, San Uk Ka
Ecology	As within and adjacent to Upper Tai Po River of construction works areas	

MONITORING FREQUENCY

3.04 The monitoring frequency and duration as specified in EM&A Manual are summarized below.

Construction Noise

Frequency: Once a week during 0700-1900 on normal weekdays for L_{eq(30min)}

If construction work is undertaken at restricted hour, the frequency of construction noise monitoring will comply with the requirements stipulated in the related Construction Noise Permit issued by EPD.

Duration: Throughout the construction period when major construction activities are undertaken

Ecology

Frequency: Weekly site inspection and bi-annual monitoring

Duration: Throughout the construction period when the major construction activities are undertaken

MONITORING EQUIPMENT

Noise Monitoring

- 3.05 Sound level meter in compliance with *International Electrotechnical Commission Publications 651: 1979 (Type 1) and 804: 1985 (Type 1)* specifications shall be used for noise monitoring. The sound level meter shall be checked with an acoustic calibrator. The wind speed shall be checked with a portable wind speed meter, which is capable to measure wind speed in m/s.

Table 3-3 Monitoring Equipment Used in EM&A Program

Equipment	Model
<i>Construction Noise</i>	
Integrating Sound Level Meter	Bruel & Kjaer Type 2238 or Rion NL-31
Calibrator	Bruel & Kjaer Type 4231
Portable Wind Speed Indicator	Testo Anemometer

MONITORING METHODOLOGY

Noise Monitoring

- 3.06 Noise measurements are taken in terms of the A-weighted equivalent sound pressure level (L_{eq}) measured in decibels (dB). Supplementary statistical results (L_{10} and L_{90}) are also obtained for reference.
- 3.07 Sound level meters as listed in **Table 3-3** comply with *International Electrotechnical Commission Publications 651: 1979 (Type 1) and 804: 1985 (Type 1)* specifications, as recommended in Technical Memorandum (TM) issued under the *Noise Control Ordinance (NCO)*.
- 3.08 During the monitoring, all noise measurements are performed with the meter set to FAST response and on the A-weighted equivalent continuous sound pressure level (L_{eq}). $L_{eq(30min)}$ in six consecutive $L_{eq(5min)}$ measurements is used as the monitoring parameter for the time period between 0700-1900 hours on weekdays. $L_{eq(15min)}$ in three consecutive $L_{eq(5min)}$ measurements is used as monitoring parameter for other time periods (e.g. during restricted hours), if necessary.
- 3.09 During the course of measurement, the sound level meter is mounted on a tripod with a height of 1.2m above ground and placed at the assessment point and oriented such that the microphone is pointed to the site with the microphone facing perpendicular to the line of sight. The windshield is fitted for all measurements. The assessment point is normally set as free-field situation for the measurement.
- 3.10 Prior to noise measurement, the accuracy of the sound level meter is checked by an acoustic calibrator which generates a known sound pressure level at a known frequency. The checking is performed before and after noise measurement.

DATA MANAGEMENT AND DATA QA/QC CONTROL

- 3.11 The impact monitoring data are handled by the ET's systematic data recording and management, which complies with in-house Quality Management System. Standard Field Data Sheets (FDS) are used in the impact monitoring program.
- 3.12 The monitoring data recorded in the noise meter are downloaded directly from the equipment at the end of each monitoring day. The downloaded monitoring data are input into a computerized database properly maintained by the ET.

OTHERS MONITORING IMPLEMENTATION FOR THE CONTRACT

Vibration

- 3.13 Vibration monitoring will be carried out when piling works take place in Upper Tai Po River. The targeted monitoring buildings are Fan Sin Temple (VM2) and Wun Yiu Kiln Site of Sheung Wun Yiu (VM1), they are located within 300m of the proposed work areas. The vibration

monitoring measures would record the vibration levels in the vicinity at entrance ground level and external wall of Temple buildings.

- 3.14 Vibration samples will be taken using a SVAN 949 analyzer. This analyser is equipped with a connecting cable MIL-C-17/28 RG 058 and a DYTRAN 3185D accelerometer. The frequency range will be set to 200 Hz and the number of sampling points will be set to 1024, resulting in a frequency resolution of around 0.2 Hz. Hanning window functions will be selected and maximum hold functions shall be applied over the event to pick up the peak-to-peak amplitude.
- 3.15 Measurements will be recorded by attaching the accelerometer to the structural foundation, such as structural steel beam(s) of the building. The accelerometer will be orientated, either x-, y- or z-directional in order to pick to the maximum amplitude. If measurements have to be taken on a floor or a hard surface next to a structure, the accelerometer shall be attached firmly on the surface (or to a triangular metal bracket glued to a spiked plate).
- 3.16 The monitoring would be taken at the closest accessible point to the historic building to enable assessment of the potential risk arising from the vibration associated with the prospective work activities.
- 3.17 Vibration monitoring works will be conducted upon commencement of piling/ drilling process. Monitoring will be carried out weekly in the first month and bi-weekly in the subsequent months of piling/ drilling process during the construction period if no exceedance of limit were recorded. No disturbance will be made to the fabrics of Fan Sin Temple during the vibration monitoring process.

DETERMINATION OF ACTION/LIMIT (A/L) LEVELS

- 3.18 The established performance criteria for construction noise, namely Action and Limit levels are used for the Project is listed in **Table 3-4**.

Table 3-4 Action and Limit Levels for Construction Noise

Location	Time Period	Action Level	Limit Level
UTP1, UTP2, UTP3, UTP4, UTP5, UTP6, UTP7, UTP8, UTP9, UTP10, UTP11	Daytime 0700 – 1900 hrs on normal weekdays	When one documented complaint is received	75* dB(A)
	1900 – 2300 on all days and 0700 – 2300 on general holidays (including Sundays)		60/65/70 dB(A)**
	2300 – 0700 on all days		45/50/55 dB(A)**

Note: * Reduces to 70dB(A) for schools and 65dB(A) during the school examination periods.

** To be selected based on the Area Sensitivity Rating of A/B/C, and the conditions of the applicable CNP(s) must be followed

- 3.19 Guidance regarding vibration limits is provided by the following British Standards “BS 7385 - Measurement and evaluation of vibration in buildings. Part 2: Guide to damage levels from ground borne vibration” (or their equivalent ISO standards). **Table 3-5** is shown the transient vibration guide values for cosmetic building damage

Table 3-5 Transient Vibration Guide Values for Cosmetic Building Damage (BS7385:Part 2 1993)

Type of Building		Peak component particle velocity (mm/s) in frequency range of predominant pulse
1	Reinforced or framed structures	50 at 4 Hz and above
2	Un-reinforced or light framed structures	15 at 4 Hz, increasing to 20 at 15 Hz, increasing to 50 at 40 Hz and above.

BS 7385 suggests vibration levels, above which damage is unlikely to occur in 95% of buildings. For cosmetic damage, the level is 15 mm/s at 4 Hz, increasing to 20 mm/s at 15 Hz, increasing to 50 mm/s at 40

Hz and above. Minor structural damage is possible at vibration levels twice those given above, major damage at four times the levels given.

EQUIPMENT CALIBRATION

- 3.20 The sound level meter and calibrator are calibrated and certified by a laboratory accredited under HOKLAS or any other international accreditation scheme in yearly basis. Valid calibration certificates of the noise monitoring equipment used for the impact monitoring program in the Reporting Period are attached in *Appendix D*.

METEOROLOGICAL INFORMATION

- 3.21 The meteorological information during the construction phase is obtained from Tai Po and Shatin Stations of the Hong Kong Observatory (HKO). The meteorological data during the impact monitoring days are summarized in *Appendix G*.

4.0 NOISE MONITORING RESULTS

4.01 The monitoring schedule had been issued to relevant parties before each Reporting Period and presented in *Appendix F*. The works undertaken during the Reporting Period are illustrated in *Appendix B*. The monitoring results are presented in the following sub-sections.

RESULT SUMMARY

4.02 In the Reporting Period, the noise monitoring results at the designated locations are presented in *Tables 4-1 to 4-11* and the graphical plot is shown in *Appendix H*. The observed noise sources during the course of noise monitoring are summarized in in *Appendix J*

Table 4-1 Construction Noise Monitoring Results at UTP1

Date	Start Time	1 st L _{eq5min}	2 nd L _{eq5min}	3 rd L _{eq5min}	4 th L _{eq5min}	5 th L _{eq5min}	6 th L _{eq5min}	L _{Aeq} 30min	Sound Level Meter ID
2-Jul-13	15:00	64.4	67.4	64.4	67.4	66.3	67.3	66	EQ011
8-Jul-13	14:40	73.0	73.2	74.0	73.3	73.3	73.8	73	EQ011
19-Jul-13	15:45	67.3	67.2	68.9	65.7	67.4	67.8	67	EQ006
25-Jul-13	15:25	69.5	68.4	69.0	68.1	67.7	67.5	68	EQ011
31-Jul-13	14:27	61.0	61.1	63.6	61.2	60.7	60.8	62	EQ012
Limit Level in dB(A)								75	

Remarks: *The monitoring is undertaken under façade situation. No façade correction is made according to acoustical principles and EPD guidelines.*

Table 4-2 Construction Noise Monitoring Results at UTP2

Date	Start Time	1 st L _{eq5min}	2 nd L _{eq5min}	3 rd L _{eq5min}	4 th L _{eq5min}	5 th L _{eq5min}	6 th L _{eq5min}	L _{Aeq} 30min	Sound Level Meter ID
2-Jul-13	15:48	61.2	61.9	61.0	61.3	62.6	62.3	62	EQ011
8-Jul-13	14:05	69.0	70.1	69.9	71.8	70.1	71.1	70	EQ011
19-Jul-13	15:50	65.2	58.8	59.4	58.2	71.1	64.4	65	EQ013
25-Jul-13	16:10	66.3	66.9	66.2	65.7	66.3	65.7	66	EQ011
31-Jul-13	14:33	65.7	69.5	66.5	65.7	65.1	64.0	66	EQ011
Limit Level in dB(A)								75	

Remarks: *The monitoring is undertaken under façade situation. No façade correction is made according to acoustical principles and EPD guidelines.*

Table 4-3 Construction Noise Monitoring Results at UTP3

Date	Start Time	1 st L _{eq5min}	2 nd L _{eq5min}	3 rd L _{eq5min}	4 th L _{eq5min}	5 th L _{eq5min}	6 th L _{eq5min}	L _{Aeq} 30min	Sound Level Meter ID
2-Jul-13	16:25	66.9	66.7	66.9	66.8	67.1	69.1	67	EQ011
8-Jul-13	13:33	61.9	60.2	59.9	61.1	62.3	63.1	62	EQ011
19-Jul-13	15:10	64.7	62.5	59.9	56.9	56.9	61.4	61	EQ006
25-Jul-13	14:45	66.5	66.1	65.8	65.3	66.8	67.0	66	EQ011
31-Jul-13	15:16	64.2	63.8	64.4	63.8	65.8	65.4	65	EQ011
Limit Level in dB(A)								75	

Remarks: *The monitoring is undertaken under façade situation. No façade correction is made according to acoustical principles and EPD guidelines.*

Table 4-4 Construction Noise Monitoring Results at UTP4

Date	Start Time	1 st L _{eq5min}	2 nd L _{eq5min}	3 rd L _{eq5min}	4 th L _{eq5min}	5 th L _{eq5min}	6 th L _{eq5min}	L _{Aeq} 30min	Sound Level Meter ID
2-Jul-13	10:10	56.6	59.5	57.9	56.6	55.9	58.7	58	EQ011
8-Jul-13	13:00	53.4	54.9	54.8	55.5	56.7	58.7	56	EQ011
19-Jul-13	15:23	56.8	56.0	56.1	56.1	56.5	56.3	56	EQ010
25-Jul-13	14:06	56.5	56.1	57.1	57.6	57.0	57.9	57	EQ011
31-Jul-13	15:05	58.5	58.3	58.4	58.3	59.2	58.4	59	EQ008
Limit Level in dB(A)								75	

Remarks: *The monitoring is undertaken under façade situation. No façade correction is made according to acoustical principles and EPD guidelines.*

Table 4-5 Construction Noise Monitoring Results at UTP5

Date	Start Time	1 st L _{eq5min}	2 nd L _{eq5min}	3 rd L _{eq5min}	4 th L _{eq5min}	5 th L _{eq5min}	6 th L _{eq5min}	L _{Aeq} 30min	Sound Level Meter ID
2-Jul-13	10:41	57.2	56.6	56.3	56.2	54.1	55.9	56	EQ011
8-Jul-13	11:23	54.4	55.5	56.8	55.2	56.7	56.1	56	EQ011
19-Jul-13	14:26	54.2	53.6	53.8	53.6	54.7	50.9	54	EQ006
25-Jul-13	13:35	57.0	57.3	57.6	57.3	57.9	58.0	58	EQ011
31-Jul-13	13:56	55.7	54.6	54.7	54.0	55.5	55.3	55	EQ006
Limit Level in dB(A)								75	

Remarks: The monitoring is undertaken under façade situation. No façade correction is made according to acoustical principles and EPD guidelines.

Table 4-6 Construction Noise Monitoring Results at UTP6

Date	Start Time	1 st L _{eq5min}	2 nd L _{eq5min}	3 rd L _{eq5min}	4 th L _{eq5min}	5 th L _{eq5min}	6 th L _{eq5min}	L _{Aeq} 30min	Sound Level Meter ID
2-Jul-13	11:15	58.4	55.0	54.8	58.3	61.3	56.4	58	EQ011
8-Jul-13	10:49	59.5	59.2	59.2	58.0	58.2	57.1	59	EQ011
19-Jul-13	15:57	56.5	57.3	56.6	53.8	55.1	58.1	56	EQ010
25-Jul-13	13:00	56.3	57.5	56.6	56.7	57.5	57.8	57	EQ011
31-Jul-13	13:54	57.6	57.3	57.2	58.1	57.3	57.5	58	EQ006
Limit Level in dB(A)								75	

Remarks: The monitoring is undertaken under façade situation. No façade correction is made according to acoustical principles and EPD guidelines.

Table 4-7 Construction Noise Monitoring Results at UTP7

Date	Start Time	1 st L _{eq5min}	2 nd L _{eq5min}	3 rd L _{eq5min}	4 th L _{eq5min}	5 th L _{eq5min}	6 th L _{eq5min}	L _{Aeq} 30min	Sound Level Meter ID
2-Jul-13	13:00	59.4	55.2	58.8	57.5	57.2	54.1	57	EQ011
8-Jul-13	10:18	58.9	56.1	56.6	57.3	56.9	57.0	57	EQ011
19-Jul-13	15:09	62.1	61.3	54.7	57.0	53.8	59.4	59	EQ008
25-Jul-13	11:15	54.9	55.9	56.1	56.9	57.4	56.7	56	EQ011
31-Jul-13	13:41	61.2	60.4	60.3	61.6	61.4	60.7	61	EQ008
Limit Level in dB(A)								75	

Remarks: The monitoring is undertaken under façade situation. No façade correction is made according to acoustical principles and EPD guidelines.

Table 4-8 Construction Noise Monitoring Results at UTP8

Date	Start Time	1 st L _{eq5min}	2 nd L _{eq5min}	3 rd L _{eq5min}	4 th L _{eq5min}	5 th L _{eq5min}	6 th L _{eq5min}	L _{Aeq} 30min	Sound Level Meter ID
2-Jul-13	13:38	55.6	54.0	55.7	55.5	57.1	54.0	55	EQ011
8-Jul-13	9:46	50.2	50.0	50.8	51.3	52.5	51.3	51	EQ011
19-Jul-13	14:35	58.0	56.5	56.4	56.4	58.0	58.1	57	EQ008
25-Jul-13	10:41	55.1	55.2	54.2	54.8	54.6	54.3	55	EQ011
31-Jul-13	13:19	60.5	57.3	59.3	57.5	57.4	57.4	58	EQ006
Limit Level in dB(A)								75	

Remarks: The monitoring is undertaken under façade situation. No façade correction is made according to acoustical principles and EPD guidelines.

Table 4-9 Construction Noise Monitoring Results at UTP9

Date	Start Time	1 st L _{eq5min}	2 nd L _{eq5min}	3 rd L _{eq5min}	4 th L _{eq5min}	5 th L _{eq5min}	6 th L _{eq5min}	L _{Aeq} 30min	Sound Level Meter ID
2-Jul-13	14:09	55.6	55.0	55.1	54.4	54.9	55.5	55	EQ011
8-Jul-13	9:15	49.8	51.2	49.5	50.1	50.6	50.3	50	EQ011
19-Jul-13	14:02	57.1	56.4	56.0	56.3	56.2	55.9	56	EQ008
25-Jul-13	10:10	57.1	55.9	56.5	56.8	56.2	56.5	57	EQ011
31-Jul-13	13:04	61.0	55.4	58.6	57.1	56.0	60.1	59	EQ008
Limit Level in dB(A)								75	

Remarks: *The monitoring is undertaken under façade situation. No façade correction is made according to acoustical principles and EPD guidelines.*

Table 4-10 Construction Noise Monitoring Results at UTP10

Date	Start Time	1 st L _{eq5min}	2 nd L _{eq5min}	3 rd L _{eq5min}	4 th L _{eq5min}	5 th L _{eq5min}	6 th L _{eq5min}	L _{Aeq} 30min	Sound Level Meter ID
2-Jul-13	9:32	54.7	53.6	54.3	55.0	54.9	54.2	54	EQ011
8-Jul-13	8:42	51.4	51.3	52.6	52.2	51.2	49.8	52	EQ011
19-Jul-13	13:46	53.3	47.9	47.8	49.8	51.0	50.6	50	EQ006
25-Jul-13	9:31	56.5	56.7	57.2	56.5	55.9	55.7	56	EQ011
31-Jul-13	13:47	52.3	45.8	46.4	58.8	56.1	59.7	56	EQ011
Limit Level in dB(A)								75	

Remarks: *The monitoring is undertaken under façade situation. No façade correction is made according to acoustical principles and EPD guidelines.*

Table 4-11 Construction Noise Monitoring Results at UTP11

Date	Start Time	1 st L _{eq5min}	2 nd L _{eq5min}	3 rd L _{eq5min}	4 th L _{eq5min}	5 th L _{eq5min}	6 th L _{eq5min}	L _{eq30min}	Corrected L _{Aeq} 30min	Sound Level Meter ID
2-Jul-13	9:00	57.4	58.3	58.5	58.4	57.3	56.1	57.7	61	EQ011
8-Jul-13	8:10	48.9	50.6	50.4	51.3	49.0	50.7	50.2	53	EQ011
19-Jul-13	14:42	50.9	46.8	43.3	47.2	48.8	46.8	47.9	51	EQ010
25-Jul-13	9:00	59.4	57.5	56.2	56.8	56.9	56.1	57.3	60	EQ011
31-Jul-13	13:45	50.5	45.9	56.9	58.3	58.7	59.3	56.9	60	EQ012
Limit Level in dB(A)								75		

Remarks: *The monitoring is undertaken under free field situation. A façade correction of +3 dB(A) has been added according to acoustical principles and EPD guidelines.*

- 4.03 A free field noise monitoring is performed only at UTP11, therefore, a façade correction +3 dB(A) is added in accordance with the acoustical principles and EPD guidelines.
- 4.04 No noise complaint (which is an Action Level exceedance) was received in the Reporting Period. Furthermore, no noise monitoring exceedance was recorded. No Notice of Exceedance (NOE) was issued to notify EPD, IEC, the Contractor and the ER.
- 4.05 Although all noise measurement results are below 75dB(A), the Contractor is reminded to strictly implement noise mitigation measures as recommended in the EM&A Manual to avoid noise Limit Level exceedance.

5.0 VIBRATION MONITORING RESULTS

- 5.01 There was no vibration monitoring carried out in the Reporting Period. Vibration monitoring will be carried out when piling works take place in Upper Tai Po River.

6.0 ECOLOGY MONITORING RESULTS

6.01 In the Reporting Period, weekly ecological inspections were carried out on **2nd, 8th, 15th, 22nd and 29th July 2013**. Details of findings are summarized in *Table 6-1*.

Table 6-1 Summary Results of Ecological Site Inspection Findings

Date	Observations	Advice from Ecologist	Action Taken	Closing Date
2 nd July 2013	No Major findings for this inspection	No Advice is required	No Action is required to be taken	N/A
8 th July 2013	No Major findings for this inspection	No Advice is required	No Action is required to be taken	N/A
15 th July 2013	No Major findings for this inspection	No Advice is required	No Action is required to be taken	N/A
22 nd July 2013	No Major findings for this inspection	No Advice is required	No Action is required to be taken	N/A
29 th July 2013	No Major findings for this inspection	No Advice is required	No Action is required to be taken	N/A

6.02 Furthermore, a bi-annual ecological impact monitoring has been carried out on **25th March 2013** for dry season. RE and IEC had provided comments to the report on 25th July 2013 and 22nd May 2013 respectively and the report is reviewing by the ecologist. The report will be submitted after verification by the IEC and ER. Also, a bi-annual ecological impact monitoring for wet season has been carried out on 25th July 2013 and the report is being prepared by the ecologist.

7.0 SITE INSPECTION

REGULAR SITE INSPECTION AND AUDITING

- 7.01 In the Reporting Period, joint weekly environmental site inspections with the Contractor, ET, IEC and ER were carried out on **3rd, 10th, 19th, 24th and 30th July 2013**. In the Reporting Period, **3** observations were recorded were identified.
- 7.02 Observations for the site inspection and monthly audit within the Reporting Period are summarized in **Table 7-1**.

Table 7-1 Site Inspection of Observations – Findings and Deficiencies

Date	Findings / Deficiencies	Follow-Up Status
3 rd July 2013	<ul style="list-style-type: none"> No environmental issue was observed during the site inspection. 	N.A.
10 th July 2013	<ul style="list-style-type: none"> Stockpile without cover was observed at Upper Tai Po River CH000, The Contractor was reminded to provide proper mitigation measure to prevent dust generation. 	The stockpile was removed on 24 th July 2013.
19 th July 2013	<ul style="list-style-type: none"> Chemical containers without drip tray were observed at Upper Tai Po River. The Contractor was reminded to provide drip trays for any chemical containers used during construction or ensure proper storage of chemicals on site. C&D materials tighten at the tree trunk was observed at Upper Tai Po River, the Contractor was reminded to provide well protection for the retaining tree in the site area. 	<ul style="list-style-type: none"> Chemical containers without drip tray were removed on 24th July 2013. C&D materials tighten at the tree trunk was removed on 24th July 2013.
24 th July 2013	<ul style="list-style-type: none"> No environmental issue was observed during the site inspection. 	N.A.
30 th July 2013	<ul style="list-style-type: none"> No environmental issue was observed during the site inspection. 	N.A.

- 7.03 One deficiency observed during previous site inspections is still outstanding. The status of rectification is presented in **Table 7-2**.

Table 7-2 Rectification Status of Previous Site Inspection Deficiencies

Inspection Date	Findings / Deficiencies	Status
6 th Oct 2011	Noise barriers have not yet been erected by the Contractor along Upper Tai Po River. The Contractor was urged to install noise barriers to minimize the noise impact arisen from construction activities.	Noise barrier is not required for minor outstanding works

- 7.04 Implementation status of environmental protection and mitigation measures are shown in **Table 10-1** of this report.

8.0 WASTE MANAGEMENT

8.01 Waste management is carried out by an on-site Environmental Officer (EO) or an Environmental Supervisor (ES) from time to time.

RECORDS OF WASTE QUANTITIES

8.02 All types of waste arising from the construction works are classified into the following:

- Construction & Demolition (C&D) Material;
- Chemical Waste; and
- General Refuse.

8.03 The quantities of waste for disposal in the Reporting Period are summarized in *Table 8-1* and *8-2* and the Monthly Summary Waste Flow Table is shown in *Appendix I*. Whenever possible, materials are reused on-site as far as practicable.

Table 8-1 Summary of Quantities of Inert C&D Materials

Type of Waste	Quantity
C&D Materials (Inert) (in '000m ³)	0
Reused in the Contract (Inert) (in '000m ³)	0
Reused in other Projects (Inert) (in '000m ³)	0
Disposal as Public Fill (Inert) (in '000m ³)	0

Table 8-2 Summary of Quantities of C&D Wastes

Type of Waste	Quantity	Disposal Method
Metal (in '000kg)	0	--
Paper / Cardboard Packing (in '000kg)	0	--
Plastic (in '000kg)	0	--
Chemical Wastes (in '000kg)	0	--
General Refuses (in '000m ³)	0	Refuse Collector

8.04 To control over the site performance on waste management, the Contractor shall ensure that all solid and liquid waste management works are in full compliance with the relevant license/permit requirements, such as the effluent discharge license and the chemical waste producer registration. The Contractor is also reminded to implement the recommended environmental mitigation measures according to the EM&A Manual based on actual site conditions.

9.0 ENVIRONMENTAL COMPLAINT AND NON-COMPLIANCE

ENVIRONMENTAL COMPLAINT, SUMMONS AND PROSECUTION

9.01 No environmental complaint, summons and prosecution was received in the Reporting Period.

9.02 The statistical summary of environmental complaint, summons and prosecution, is presented in *Tables 9-1, 9-2 and 9-3*.

Table 9-1 Statistical Summary of Environmental Complaint

Complaint Nature	Environmental Complaint Statistics		
	Cumulative (Sep 2008 –Jun 2013)	Frequency (Jul 2013)	Total
Air/Dust	7	0	7
Noise	5	0	5
Water	12	0	12
Housekeeping Hygiene	1	0	1
Chemical Waste	0	0	0
Overall	25	0	25

Table 9-2 Statistical Summary of Environmental Summons

Complaint Nature	Environmental Summons Statistics		
	Cumulative (Sep 2008 –Jun 2013)	Frequency (Jul 2013)	Total
Air/Dust	0	0	0
Noise	0	0	0
Water	0	0	0
Housekeeping Hygiene	0	0	0
Chemical Waste	0	0	0
Overall	0	0	0

Table 9-3 Statistical Summary of Environmental Prosecution

Complaint Nature	Environmental Prosecution Statistics		
	Cumulative (Sep 2008 –Jun 2013)	Frequency (Jul 2013)	Total
Air/Dust	0	0	0
Noise	0	0	0
Water	0	0	0
Housekeeping Hygiene	0	0	0
Chemical Waste	0	0	0
Overall	0	0	0

10.0 IMPLEMENTATION STATUS OF MITIGATION MEASURES

10.01 The environmental mitigation measures recommended in EM&A Manual covering the issues of dust, noise and waste and they are summarized as follows:

Noise Mitigation Measures

- (a) No percussive piling shall be carried out;
- (b) Only well-maintained plant should be operated on-site; and plant shall be serviced regularly during the construction program;
- (c) Silencers or mufflers on construction equipment should be utilized and shall be properly maintained during the construction program;
- (d) Mobile plant, if any, should be sited as far from Noise Sensitive Receivers (NSRs) as possible;
- (e) Machines and plant (such as trucks) that may be in intermittent use should be shut down between work periods or should be throttled down to a minimum;
- (f) Plant known to emit noise strongly in one direction should, wherever possible, be orientated so that the noise is directed away from the nearby NSRs;
- (g) Materials stockpiled on site and other structures should be effectively utilized, wherever practicable, in screening noise from on-site construction activities;
- (h) Use of quieter plants to carry out the construction tasks proposed for the Project;
- (i) Use 2.0m high temporary noise barriers as screened the noisy Powered Mechanical Equipments (PMEs) to carry out the river implementation work;
- (j) Low Impact Method, such as using PMEs smaller in size.

Dust Mitigation Measures

10.02 Implementation of mitigation measures stipulated in the Air Pollution Control (Construction Dust) Regulation and good site practices include but not limited to the following:

- (a) Use of regular watering to reduce dust emissions from exposed site surfaces and unpaved road, with complete coverage, particularly during dry weather;
- (b) Use of frequent watering for particularly dusty static construction areas and areas close to Air Sensitive Receivers (ASRs);
- (c) Tarpaulin covering of all dusty vehicle loads transported to, from and between site location;
- (d) Establishment and use of vehicle wheel and body washing facilities at the exit points of the site;
- (e) Routing of vehicles and positioning of construction plant should be at the maximum possible distance from ASRs;
- (f) Stockpiled excavated materials should be covered with tarpaulin.

Local Stream Water Quality Mitigation Measures

- (a) Excavation works within the site area of Tai Po River shall be carried out in stages and excavation area for each stage shall be limited to section of half width of the channel and less than 100m long at any one time in order to maintain water flow within the river during construction stage;
- (b) Land-based plant shall be employed and site run-off shall be directed towards regularly cleaned and maintained silt traps and oil / grease separators to minimize leakage and loss of sediments during excavation;
- (c) Large boulders removed from Tai Po River within the Project during excavation shall be re-instated upon completion of works A section of 150m long natural riverbank on the western side of the river channel (Ch0 –Ch150) shall be retained;
- (d) The excavation area shall be enclosed with bunds or barriers and dewatered prior to excavation to minimize the impacts upon the downstream of the Tai Po River;
- (e) Provide silt trap and oil interceptor to remove oil, lubricants, grease, silt, grit and debris from the wastewater before discharging to the public storm water drainage system;
- (f) Provide site toilet facilities;

- (g) During rainstorms, exposed slope/soil surfaces shall be covered by a tarpaulin or other means. Other measures that need to be implemented before, during, and after rainstorms as summarized in Professional Persons Environmental Consultative Committee (ProPECC) [PN 1/94] shall be followed.

Waste Mitigation Measures

- (a) The Contractor shall observe and comply with the Waste Disposal Ordinance (WDO) and its subsidiary regulations;
- (b) The Contractor shall submit to the Engineer for approval a Waste Management Plan with appropriate mitigation measures including allocation of an area for waste segregation and shall ensure that the day-to-day site operations comply with the approved waste management plan;
- (c) The Contractor shall minimize the generation of waste from his work. Avoidance and minimization of waste generation can be achieved through changing or improving design and practices, careful planning and good site management;
- (d) The reuse and recycling of waste shall be practised as far as possible. The recycling materials shall include paper/cardboard, timber and metal etc;
- (e) The Contractor shall ensure that Construction and Demolition (C&D) materials are sorted into public fill (inert portion) and C&D waste (non-inert portion). The public fill which comprises soil, rock, concrete, brick, cement plaster/mortar, inert building debris, aggregates and asphalt shall be reused in earth filling, reclamation or site formation works. The C&D waste which comprises metal, timber, paper, glass, junk and general garbage shall be reused or recycled where possible and, as the last resort, disposal of at landfills;
- (f) The Contractor shall record the amount of wastes generated, recycled and disposed of (including the disposal sites). The Contractor shall use a trip ticket system for the disposal of C&D materials to any designated public filling facility and/or landfill;
- (g) In order to avoid dust or odour impacts, any vehicles leaving a works area carrying construction waste or public fill shall have their load covered;
- (h) To avoid the excessive use of wood, reusable steel shutters shall be used as a preferred alternative to formwork and falsework where possible;
- (i) The Contractor shall observe and comply with the Waste Disposal (Chemical Waste) (General) Regulation. The Contractor shall apply for registration as chemical waste producer under the Waste Disposal (Chemical Waste) (General) Regulation when chemical waste is produced. All chemical waste shall be properly stored, labeled, packaged and collected in accordance with the Regulation.

Vibration

- (a) Percussive piling is to be replaced by bore-hole piling to minimize vibration impacts to the two identified declared monuments;
- (b) Carrying out of vibration monitoring to ensure that vibration associated with the construction works do not exceed the threshold limit otherwise contractor have to review the work method and construction activities have to be slowed down or rescheduled to reduce the impacts;
- (c) Close monitoring and measurement on the cracks of the external wall of Fan Sin Temple during construction works will be carried out. Any changes on the cracks will be recorded for the contractor to slow down the construction activities accordingly; and to review the work methods and equipment immediately.

Ecology

- (a) Large boulders will be returned to the riverbed following the excavation works;
- (b) Construction works from Ch. 0.0m – Ch. 150m would be along one side of the river only;
- (c) Approximately 150m of the existing natural riverbank on the western side of the river would be retained;
- (d) Excavation works within the river channel should be restricted to an enclosed dewater

- section of the river, and would be limited to sections 50-100m long at any one time;
- (e) Flows to the area downstream shall be maintained at all times during the construction phase;
 - (f) Capture survey shall be conducted within the works area at Tai Po River before commencement of works. The captured target species shall be relocated to areas of the watercourse upstream of the watercourse upstream of the Tai Po River;
 - (g) Temporary noise barriers should be constructed to control noise impacts to habitats and associated wildlife within and adjacent to the proposed works area;
 - (h) Excavation works shall be carried out by land based plant within enclosed dry section of river channel;
 - (i) Compensatory planting of trees and other vegetation along the banks of the newly improved drainage channel should be provided to compensate for the loss of riparian vegetation;
 - (j) Operation phase activities in the improved drainage channel would be limited to periodic channel maintenance such as de-silting.

10.03 Based on the site environmental situation, the Contractor has implemented the required environmental mitigation measures according to the Updated Environmental Monitoring and Audit Manual. In the Reporting Period, environmental mitigation measures implemented by the Contractor are summarized in **Table 10-1**.

Table 10-1 Environmental Mitigation Measures

Issues	Environmental Mitigation Measures
Water Quality	<ul style="list-style-type: none"> • Earth bund was constructed in the existing river to isolate the active work areas and stream water.
Air Quality	<ul style="list-style-type: none"> • Increase watering frequency to reduce dust emissions from all exposed site surface, particularly during dry weather; • Frequent watering for particularly dusty construction areas and areas close to air sensitive receivers; • Cover all excavated or stockpiled dusty materials by impervious sheeting or sprayed with water to maintain the entire surface wet; • Public roads around the site entrance/exit regularly kept clean and free from dust; and • Tarpaulin covering of any dusty materials on a vehicle leaving the site.
Noise	<ul style="list-style-type: none"> • Reduce construction machines as used within the site; • Use of quiet plant and working methods; • Scheduling of construction works nearly the NSR; and • Alternative use of plant items within one worksite, where practicable.
Waste and Chemical Management	<ul style="list-style-type: none"> • Excavated materials such as soils and cobbles were reused as far as possible to minimize off-site disposal. Scrap metals or abandoned equipment should be recycled if possible; • Waste arising kept to a minimum and be handled, transported and disposed of in a suitable manner, if any; and • Chemical waste handling was in accordance with the Code of Practice on the Packaging, Handling and Storage of Chemical Wastes.
General	<ul style="list-style-type: none"> • Tidy and clean general kept the site.

11.0 IMPACT FORECAST

CONSTRUCTION ACTIVITIES FOR THE FORTH-COMING MONTH

11.01 The major of construction activities undertaken at Upper Tai Po River have been completed. The remaining construction activities planned to be carried out next month at Upper Tai Po River is listed as below:-

- Construction of surface drains
- Installation of Type II railing and erection of chain link fence
- Landscaping works

KEY ISSUES FOR THE COMING MONTH

11.02 According to construction activities to be carried out in coming month, key issues to be considered include:

- Implementation of dust suppression measures should be conducted at all times;
- Ensure dust suppression measures should be implemented properly;
- Empty engine oil containers present within the site area should be disposed of appropriately;
- Management of chemical wastes should be followed;
- Discharge of site effluent to the nearby local stream or storm drainage, stockpiling or disposal of materials, and any dredging or construction area at this area should be prohibited;
- Follow-up of improvement on general waste management issues should be conducted; and
- Implementation of construction noise preventative control measures should be undertaken.

12.0 CONCLUSIONS AND RECOMMENTATIONS

CONCLUSIONS

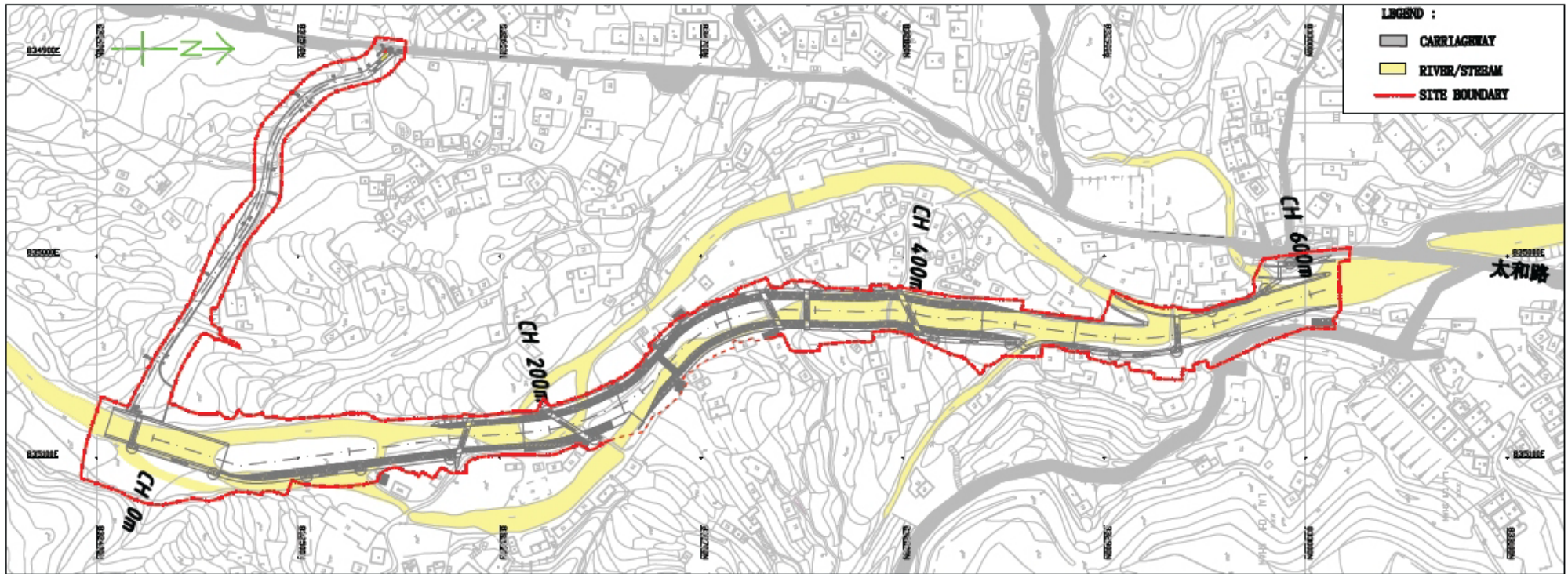
- 12.01 This is the **fifty-ninth (59th)** monthly EM&A report for the Project presenting the monitoring results and inspection findings for the reporting month from **1st to 31st July 2013**.
- 12.02 No noise complaint (which is an Action Level exceedance) was received in the Reporting Period. In the Reporting Period, a total **55** occurrences of construction noise monitoring was undertaken and all measurement results were below 75dB(A). No Notice of Exceedance (NOE) was therefore issued to notify EPD, IEC, the Contractor and ER.
- 12.03 As no piling work was conducted, no vibration monitoring was performed in the Reporting Period.
- 12.04 Weekly ecological site inspections were performed on **2nd, 8th, 15th, 22nd and 29th July 2013**. According to inspection findings, no advice and action was recommended by the ecologist. Also, a bi-annual ecological impact monitoring for wet season has been carried out on 25th July 2013 and the report is being prepared by the ecologist.
- 12.05 In the Reporting Period, joint weekly environmental site inspections with the Contractor, ET, IEC and ER were carried out on **3rd, 10th, 19th, 24th and 30th July 2013**. In the Reporting Period, **3** observations were recorded were identified by the ET.
- 12.06 No environmental complaint, summons and prosecution was received in the Reporting Period.

RECOMMENDATIONS

- 12.07 During wet season, muddy water and other water quality pollutants via site surface water runoff into the local stream of Tai Po River will be the key issue in the upcoming month. Mitigation measures for water quality should be fully implemented.
- 12.08 On the other hand, construction noise is another key environmental issue during construction works. Noise mitigation measures are reminded to be implemented in accordance with EM&A Manual stipulation. Dust mitigation measures to avoid fugitive dust emissions from loose soil surface or haul road are also reminded to be implemented.
- 12.09 To control the site performance on waste management, the Contractor shall ensure that all solid and liquid waste management works are fully in compliance with the relevant licence/permit requirements, such as the effluent discharge licence and the chemical waste producer registration. The Contractor is also reminded to implement the recommended environmental mitigation measures according to EM&A Manual.

Appendix A

Site Layout Plan of the Upper Tai Po River



Upper Tai Po River

Appendix B

Construction Programs

Contract No. DC/2007/06

River Improvement Works in Upper Lam Tsuen River, She Shan River And Tai Po River

Major Outstanding Works at Upper Tai Po River

Item	Description	Major Outstanding Works within River Channel of UTPR	Target Completion	% Completion	Actual Completion
1	Maintenance Access	construction of Access Road D.	31/7/2013	30	-
2	Boulder trap	construction of dry weather flow channel & stop log.	DWF: 30/4/2013 Stoplog : 31/5/2013	DWF: 90 Stoplog : 0	(Granular material outstanding)
3	Additional Boulder trap	construction of dry weather flow channel and partition walls.	DWF : 30/4/2013 Wall : 15/6/2013	100 Wall : 100	27/5/2013 30.4.2013
4	Ø525 Inlet catch pit	construction of catchpit with stop log.	30/4/2013	100	16.4.2013
5	TB02 to TB03	construction of dwarf wall & footpath.	15/6/2013	Dwarf wall - 100 Footpath - 100	7/6/2013 6/7/2013
6	Ø525 outlet	construction of outlet pipes and outlet structure	15/5/2013	100	4.5.2013
7	Ch.216~242	construction of footpath.	30/4/2013	100	18.4.2013
8	Ch.534~588	construction of footpath.	30/4/2013	100	4.5.2013
9	Retaining wall TR5	Greening works.	31/5/2013	100	20.6.2013
10	Previous weir	trimming down to match the I.L. of upstream base slab	20/4/2013	100	12.4.2013
11	Catch pit CT24	construction of 300mm U-channel	30/5/2013	100	27.6.2013
		Catchpit & Ø450 outpipe		100	25.4.2013
12	All	Planting of shrubs		100	28/3/2013



Delay items

Updated on 2-8-2013

Contract No. DC/2007/06

River Improvement Works in Upper Lam Tsuen River, She Shan River and Upper Tai Po Ri
Major Outstanding works list (Upper Tai Po River)

Item	Chainage	LHS/RHS	Description	Major outstanding works outside river channel	Target Completion	% completed	Actual Completion
1	Ch.100~327		Access D	Construction of Access Road D	31/7/2013	30	
2	Ch.155~197	LHS	footpath	Construction of footpath.	15/6/2013	100	6/7/2013
3	Ch.534~Ch.587	LHS	footpath		4/5/2013	100	4/5/2013
4	Ch.587	LHS	Catchpit CT31	Construction of catch pit	30/5/2013	0	Road Gully
5	Ch.592	LHS	Catchpit CT32		30/5/2013	0	Road Gully
6	Ch.605	RHS	Catchpit CT24		30/5/2013	100	25/4/2013
7	Ch.580~587	LHS	225mm U-channel	Construction of U-channel	30/5/2013	0	Delete
8	Ch.592~603	LHS	225mm U-channel		30/5/2013	0	Delete
9	Ch.597~605	RHS	300mm U-channel		30/5/2013	100	27/6/2013
10	Ch.157~249	LHS	Type II railing	Construction of Type II railing	30/6/2013	0	
11	Ch.314~345	LHS	Type II railing		30/6/2013	100	2/5/2013
12	Ch.393~446	LHS	Type II railing		30/6/2013	0	
13	Ch.448~603	LHS	Type II railing		30/6/2013	50	
14	Ch.37~145	RHS	Type II railing		30/6/2013	0	
15	Ch.151~215	RHS	Type II railing		30/6/2013	0	
16	Ch.509~543	RHS	Type II railing		30/6/2013	80	
17	Ch.-8~145	RHS	Chain link fence	Construction of Chain link fence	30/6/2013	60	
18	Ch.152	LHS & RHS	Footbrdge TB02	1. Construction of Public Lighting 2. Construction of PCCW cable ducts 3. Construction of Watermain	30/6/2013	85	
19	Ch.207	LHS & RHS	Footbrdge TB03		15/6/2013	85	
20	Ch.327	LHS & RHS	Footbrdge TB04		15/6/2013	85	
21	Ch.343	LHS & RHS	Footbrdge TB05		15/6/2013	85	
22	Ch.395	LHS & RHS	Footbrdge TB06		15/6/2013	85	
23	Ch.530	LHS & RHS	Footbrdge TB07		30/5/2013	85	
24	All		Landscaping	Planting of trees	30/6/2013	50	
25	All		Landscaping	Planting of shrubs	30/6/2013	100	20/3/2013

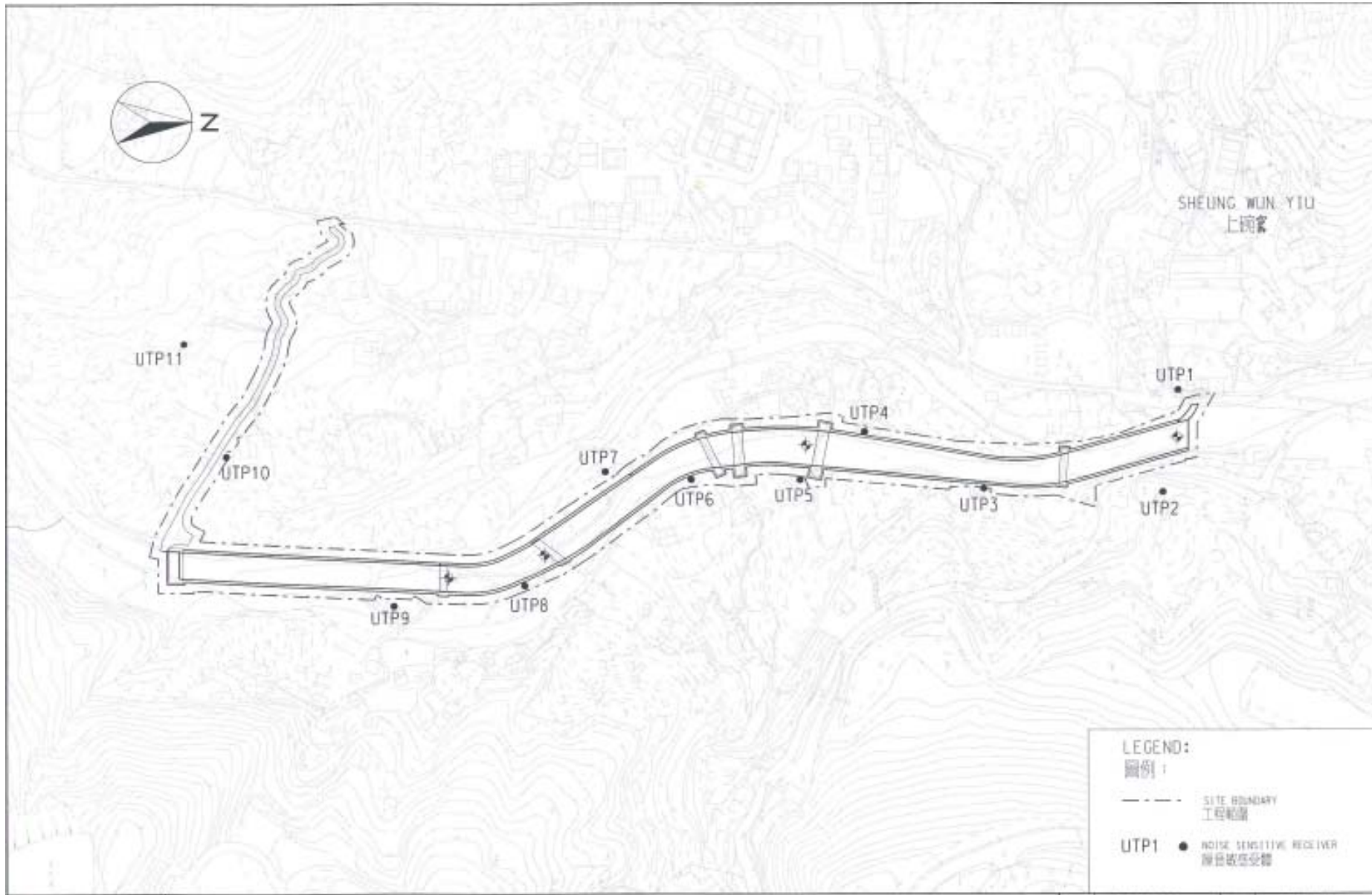
 Delay items

Updated on 2/8/2013


Appendix C

Environmental Monitoring Locations

Construction Noise and Vibration



Construction Noise Monitoring Location



Vibration Monitoring Location

Appendix D

Calibration certificates of the monitoring equipment

Equipment Calibration List

Items	Aspect	Description of Equipment	Date of Calibration	Date of Next Calibration
1	Noise	Bruel & Kjaer Integrating Sound Level Meter (Serial No. 2285762) AUES Equipment ID: EQ006	27 April 2013	27 April 2014
2		Bruel & Kjaer Integrating Sound Level Meter (Serial No. 2285690) AUES Equipment ID: EQ008	31 July 2012	31 July 2013
3		Bruel & Kjaer Integrating Sound Level Meter (Serial No. 2285722) AUES Equipment ID: EQ010	27 April 2013	27 April 2014
4		Bruel & Kjaer Integrating Sound Level Meter (Serial No. 01121362) AUES Equipment ID: EQ011	23 Mar 2013	23 Mar 2014
5		Rion NL-14 Sound Level Meter (Serial No. 10303225) AUES Equipment ID: EQ012	15 April 2013	15 April 2014
6		Bruel & Kjaer Acoustical Calibrator (Serial No. 2326408) AUES Equipment ID: EQ081	15 April 2013	15 April 2014
7		Bruel & Kjaer Acoustical Calibrator (Serial No. 2713428) AUES Equipment ID: EQ082	27 April 2013	27 April 2014



Certificate of Calibration

校正證書

Certificate No. : C132568
 證書編號

ITEM TESTED / 送檢項目 (Job No. / 序引編號 : IC13-0878)

Description / 儀器名稱 : Integrating Sound Level Meter (EQ006)
 Manufacturer / 製造商 : Brüel & Kjær
 Model No. / 型號 : 2238
 Serial No. / 編號 : 2285762
 Supplied By / 委託者 : Action-United Environmental Services and Consulting
 Unit A, 20/F., Gold King Industrial Building,
 35-41 Tai Lin Pai Road, Kwai Chung, N.T.

TEST CONDITIONS / 測試條件

Temperature / 溫度 : (23 ± 2)°C
 Relative Humidity / 相對濕度 : (55 ± 20)%
 Line Voltage / 電壓 : ---

TEST SPECIFICATIONS / 測試規範

Calibration check

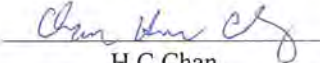
DATE OF TEST / 測試日期 : 27 April 2013

TEST RESULTS / 測試結果

The results apply to the particular unit-under-test only.
 All results are within manufacturer's specification.
 The results are detailed in the subsequent page(s).

The test equipment used for calibration are traceable to National Standards via :

- The Government of The Hong Kong Special Administrative Region Standard & Calibration Laboratory
- Agilent Technologies, USA
- Fluke Everett Service Center, USA
- Rohde & Schwarz Laboratory, Germany

Tested By : 
 測試 H C Chan

Certified By : 
 核證 K C Lee

Date of Issue : 30 April 2013
 簽發日期

The test equipment used for calibration are traceable to the Nation Standards as specified in this certificate. This certificate shall not be reproduced except in full, without the prior written approval of this laboratory.
 本證書所載校正用之測試器材均可溯源至國際標準。局部複印本證書需先獲本實驗室所書面批准。

Certificate of Calibration

校正證書

Certificate No. : C132568
證書編號

1. The unit-under-test (UUT) was allowed to stabilize in the laboratory for over 12 hours, and switched on to warm up for over 10 minutes before the commencement of the test.
2. Self-calibration using laboratory acoustic calibrator was performed before the test from 6.1.1.2 to 6.4.
3. The results presented are the mean of 3 measurements at each calibration point.
4. Test equipment :

Equipment ID	Description	Certificate No.
CL280	40 MHz Arbitrary Waveform Generator	C130019
CL281	Multifunction Acoustic Calibrator	DC110233

5. Test procedure : MA101N.

6. Results :

6.1 Sound Pressure Level

6.1.1 Reference Sound Pressure Level

6.1.1.1 Before Self-calibration

UUT Setting				Applied Value		UUT Reading (dB)
Range (dB)	Parameter	Frequency Weighting	Time Weighting	Level (dB)	Freq. (kHz)	
50 - 130	L _{AFF}	A	F	94.00	1	93.6

6.1.1.2 After Self-calibration

UUT Setting				Applied Value		UUT Reading (dB)	IEC 60651 Type 1 Spec. (dB)
Range (dB)	Parameter	Frequency Weighting	Time Weighting	Level (dB)	Freq. (kHz)		
50 - 130	L _{AFF}	A	F	94.00	1	94.0	± 0.7

6.1.2 Linearity

UUT Setting				Applied Value		UUT Reading (dB)
Range (dB)	Parameter	Frequency Weighting	Time Weighting	Level (dB)	Freq. (kHz)	
50 - 130	L _{AFF}	A	F	94.00	1	94.0 (Ref.)
				104.00		104.0
				114.00		114.0

IEC 60651 Type 1 Spec. : ± 0.4 dB per 10 dB step and ± 0.7 dB for overall different.

The test equipment used for calibration are traceable to the Nation Standards as specified in this certificate. This certificate shall not be reproduced except in full, without the prior written approval of this laboratory.

本證書所載按正用之測試器材均可溯源至國際標準。局部複印本證書需先獲本實驗室書面批准。

Certificate of Calibration

校正證書

Certificate No. : C132568
證書編號

6.2 Time Weighting

6.2.1 Continuous Signal

UUT Setting				Applied Value		UUT Reading (dB)	IEC 60651 Type 1 Spec. (dB)
Range (dB)	Parameter	Frequency Weighting	Time Weighting	Level (dB)	Freq. (kHz)		
50 - 130	L _{AFP}	A	F	94.00	1	94.0	Ref.
	L _{ASP}		S			94.0	± 0.1
	L _{AIP}		I			94.1	± 0.1

6.2.2 Tone Burst Signal (2 kHz)

UUT Setting				Applied Value		UUT Reading (dB)	IEC 60651 Type 1 Spec. (dB)
Range (dB)	Parameter	Frequency Weighting	Time Weighting	Level (dB)	Burst Duration		
30 - 110	L _{AFP}	A	F	106.0	Continuous	106.0	Ref.
	L _{AFMax}				200 ms	104.9	-1.0 ± 1.0
	L _{ASP}	S	Continuous		106.0	Ref.	
	L _{ASMax}		500 ms		101.9	-4.1 ± 1.0	

6.3 Frequency Weighting

6.3.1 A-Weighting

UUT Setting				Applied Value		UUT Reading (dB)	IEC 60651 Type 1 Spec. (dB)
Range (dB)	Parameter	Frequency Weighting	Time Weighting	Level (dB)	Freq.		
50 - 130	L _{AFP}	A	F	94.00	31.5 Hz	55.1	-39.4 ± 1.5
					63 Hz	67.9	-26.2 ± 1.5
					125 Hz	77.8	-16.1 ± 1.0
					250 Hz	85.3	-8.6 ± 1.0
					500 Hz	90.7	-3.2 ± 1.0
					1 kHz	94.0	Ref.
					2 kHz	95.2	+1.2 ± 1.0
					4 kHz	95.0	+1.0 ± 1.0
					8 kHz	92.9	-1.1 (+1.5 ; -3.0)
					12.5 kHz	89.8	-4.3 (+3.0 ; -6.0)

The test equipment used for calibration are traceable to the Nation Standards as specified in this certificate. This certificate shall not be reproduced except in full, without the prior written approval of this laboratory.

本證書所載校正用之測試器材均可溯源至國際標準。局部複印本證書需先獲本實驗室書面批准。

Certificate of Calibration

校正證書

Certificate No. : C132568
證書編號

6.3.2 C-Weighting

UUT Setting				Applied Value		UUT Reading (dB)	IEC 60651 Type 1 Spec. (dB)
Range (dB)	Parameter	Frequency Weighting	Time Weighting	Level (dB)	Freq.		
50 - 130	L _{CFP}	C	F	94.00	31.5 Hz	91.4	-3.0 ± 1.5
					63 Hz	93.3	-0.8 ± 1.5
					125 Hz	93.8	-0.2 ± 1.0
					250 Hz	94.0	0.0 ± 1.0
					500 Hz	94.0	0.0 ± 1.0
					1 kHz	94.0	Ref.
					2 kHz	93.8	-0.2 ± 1.0
					4 kHz	93.2	-0.8 ± 1.0
					8 kHz	90.9	-3.0 (+1.5 ; -3.0)
					12.5 kHz	87.8	-6.2 (+3.0 ; -6.0)

6.4 Time Averaging

UUT Setting				Applied Value					UUT Reading (dB)	IEC 60804 Type 1 Spec. (dB)
Range (dB)	Parameter	Frequency Weighting	Integrating Time	Frequency (kHz)	Burst Duration (ms)	Burst Duty Factor	Burst Level (dB)	Equivalent Level (dB)		
30 - 110	L _{Aeq}	A	10 sec.	4	1	1/10	110.0	100	100.0	± 0.5
								90	89.8	± 0.5
								80	79.4	± 1.0
								70	69.2	± 1.0

Remarks : - Mfr's Spec. : IEC 60651 Type 1 & IEC 60804 Type 1

- Uncertainties of Applied Value :

94 dB : 31.5 Hz - 125 Hz	: ± 0.35 dB
250 Hz - 500 Hz	: ± 0.30 dB
1 kHz	: ± 0.20 dB
2 kHz - 4 kHz	: ± 0.35 dB
8 kHz	: ± 0.45 dB
12.5 kHz	: ± 0.70 dB
104 dB : 1 kHz	: ± 0.10 dB (Ref. 94 dB)
114 dB : 1 kHz	: ± 0.10 dB (Ref. 94 dB)
Burst equivalent level	: ± 0.2 dB (Ref. 110 dB continuous sound level)

- The uncertainties are for a confidence probability of not less than 95 %.

Note :

The values given in this Certificate only relate to the values measured at the time of the test and any uncertainties quoted will not include allowance for the equipment long term drift, variations with environment changes, vibration and shock during transportation, overloading, mis-handling, or the capability of any other laboratory to repeat the measurement. Sun Creation Engineering Limited shall not be liable for any loss or damage resulting from the use of the equipment.

The test equipment used for calibration are traceable to the Nation Standards as specified in this certificate. This certificate shall not be reproduced except in full, without the prior written approval of this laboratory.

本證書所載校正用之測試器材均可溯源至國際標準。局部複印本證書請先獲本實驗室書面批准。



輝創工程有限公司

Sun Creation Engineering Limited

Calibration and Testing Laboratory

Certificate of Calibration 校正證書

Certificate No. : C124491
證書編號

ITEM TESTED / 送檢項目 (Job No. / 序引編號 : IC12-0960)

Description / 儀器名稱 : Integrating Sound Level Meter (EQ008)
Manufacturer / 製造商 : Bruel & Kjaer
Model No. / 型號 : 2238
Serial No. / 編號 : 2285690
Supplied By / 委託者 : Action-United Environmental Services and Consulting
Unit A, 20/F., Gold King Industrial Building,
35-41 Tai Lin Pai Road, Kwai Chung, N.T.

TEST CONDITIONS / 測試條件

Temperature / 溫度 : (23 ± 2)°C

Relative Humidity / 相對濕度 : (55 ± 20)%

Line Voltage / 電壓 : ---

TEST SPECIFICATIONS / 測試規範

Calibration check

DATE OF TEST / 測試日期 : 31 July 2012

TEST RESULTS / 測試結果

The results apply to the particular unit-under-test only.
All results are within manufacturer's specification.
The results are detailed in the subsequent page(s).


The test equipment used for calibration are traceable to National Standards via :

- The Government of The Hong Kong Special Administrative Region Standard & Calibration Laboratory
- Agilent Technologies, USA
- Fluke Everett Service Center, USA
- Fluke Precision Measurement Ltd., UK
- Rohde & Schwarz Laboratory, Germany

Tested By
測試


K C Lee

Certified By
核證


C C Cheung

Date of Issue : 31 July 2012
簽發日期

The test equipment used for calibration are traceable to the Nation Standards as specified in this certificate. This certificate shall not be reproduced except in full, without the prior written approval of this laboratory.

本證書所載校正用之測試器材均可溯源至國際標準。局部複印本證書需先獲本實驗所書面批准。

Sun Creation Engineering Limited - Calibration & Testing Laboratory

c/o 4/F, Tsing Shan Wun Exchange Building, 1 Hing On Lane, Tuen Mun, New Territories, Hong Kong

輝創工程有限公司 - 校正及檢測實驗室

c/o 香港新界屯門興安里一號青山灣機樓四樓

Tel/電話: 2927 2606 Fax/傳真: 2744 8986 E-mail/電郵: callab@suncreation.com Website/網址: www.suncreation.com



Certificate of Calibration

校正證書

Certificate No. : C124491
證書編號

- The unit-under-test (UUT) was allowed to stabilize in the laboratory for over 12 hours, and switched on to warm up for over 10 minutes before the commencement of the test.
- Self-calibration using laboratory acoustic calibrator was performed before the test from 6.1.1.2 to 6.3.2.
- The results presented are the mean of 3 measurements at each calibration point.
- Test equipment :

Equipment ID	Description	Certificate No.
CL280	40 MHz Arbitrary Waveform Generator	C120016
CL281	Multifunction Acoustic Calibrator	DC110233

- Test procedure : MA101N.

- Results :

6.1 Sound Pressure Level

6.1.1 Reference Sound Pressure Level

6.1.1.1 Before Self-calibration

UUT Setting				Applied Value		UUT Reading (dB)
Range (dB)	Parameter	Frequency Weighting	Time Weighting	Level (dB)	Freq. (kHz)	
50 - 130	L _{AFP}	A	F	94.00	1	94.1

6.1.1.2 After Self-calibration

UUT Setting				Applied Value		UUT Reading (dB)	IEC 60651 Type 1 Spec. (dB)
Range (dB)	Parameter	Frequency Weighting	Time Weighting	Level (dB)	Freq. (kHz)		
50 - 130	L _{AFP}	A	F	94.00	1	94.0	± 0.7

6.1.2 Linearity

UUT Setting				Applied Value		UUT Reading (dB)
Range (dB)	Parameter	Frequency Weighting	Time Weighting	Level (dB)	Freq. (kHz)	
50 - 130	L _{AFP}	A	F	94.00	1	94.0 (Ref.)
				104.00		104.0
				114.00		114.0

IEC 60651 Type 1 Spec. : ± 0.4 dB per 10 dB step and ± 0.7 dB for overall different.

The test equipment used for calibration are traceable to the Nation Standards as specified in this certificate. This certificate shall not be reproduced except in full, without the prior written approval of this laboratory.

本證書所載校正用之測試器材均可溯源至國際標準。局部複印本證書需先獲本實驗室所書面批准。

Certificate of Calibration

校正證書

Certificate No. : C124491
證書編號

6.2 Time Weighting

6.2.1 Continuous Signal

UUT Setting				Applied Value		UUT Reading (dB)	IEC 60651 Type 1 Spec. (dB)
Range (dB)	Parameter	Frequency Weighting	Time Weighting	Level (dB)	Freq. (kHz)		
50 - 130	L _{AFP}	A	F	94.00	1	94.0	Ref.
	L _{ASP}		S			94.1	± 0.1
	L _{AIP}		I			94.1	± 0.1

6.2.2 Tone Burst Signal (2 kHz)

UUT Setting				Applied Value		UUT Reading (dB)	IEC 60651 Type 1 Spec. (dB)
Range (dB)	Parameter	Frequency Weighting	Time Weighting	Level (dB)	Burst Duration		
30 - 110	L _{AFP}	A	F	106.0	Continuous	106.0	Ref.
	L _{AFMax}				200 ms	105.0	-1.0 ± 1.0
	L _{ASP}	S	Continuous		106.0	Ref.	
	L _{ASMax}		500 ms		102.0	-4.1 ± 1.0	

6.3 Frequency Weighting

6.3.1 A-Weighting

UUT Setting				Applied Value		UUT Reading (dB)	IEC 60651 Type 1 Spec. (dB)
Range (dB)	Parameter	Frequency Weighting	Time Weighting	Level (dB)	Freq.		
50 - 130	L _{AFP}	A	F	94.00	31.5 Hz	54.7	-39.4 ± 1.5
					63 Hz	67.8	-26.2 ± 1.5
					125 Hz	77.8	-16.1 ± 1.0
					250 Hz	85.3	-8.6 ± 1.0
					500 Hz	90.7	-3.2 ± 1.0
					1 kHz	94.0	Ref.
					2 kHz	95.2	+1.2 ± 1.0
					4 kHz	95.0	+1.0 ± 1.0
					8 kHz	92.9	-1.1 (+1.5 ; -3.0)
					12.5 kHz	89.8	-4.3 (+3.0 ; -6.0)

The test equipment used for calibration are traceable to the Nation Standards as specified in this certificate. This certificate shall not be reproduced except in full, without the prior written approval of this laboratory.

本證書所載校正用之測試器材均可溯源至國際標準。局部複印本證書需先獲本實驗室所書面批准。

Certificate of Calibration

校正證書

Certificate No. : C124491
證書編號

6.3.2 C-Weighting

UUT Setting				Applied Value		UUT Reading (dB)	IEC 60651 Type 1 Spec. (dB)
Range (dB)	Parameter	Frequency Weighting	Time Weighting	Level (dB)	Freq.		
50 - 130	L _{CFP}	C	F	94.00	31.5 Hz	91.1	-3.0 ± 1.5
					63 Hz	93.2	-0.8 ± 1.5
					125 Hz	93.8	-0.2 ± 1.0
					250 Hz	94.0	0.0 ± 1.0
					500 Hz	94.0	0.0 ± 1.0
					1 kHz	94.0	Ref.
					2 kHz	93.8	-0.2 ± 1.0
					4 kHz	93.2	-0.8 ± 1.0
					8 kHz	91.0	-3.0 (+1.5 ; -3.0)
					12.5 kHz	87.8	-6.2 (+3.0 ; -6.0)

6.4 Time Averaging

UUT Setting				Applied Value					UUT Reading (dB)	IEC 60804 Type 1 Spec. (dB)	
Range (dB)	Parameter	Frequency Weighting	Integrating Time	Frequency (kHz)	Burst Duration (ms)	Burst Duty Factor	Burst Level (dB)	Equivalent Level (dB)			
30 - 110	L _{Aeq}	A	10 sec.	4	1	1/10	110.0	100	99.9	± 0.5	
								90	89.6	± 0.5	
			60 sec.					1/10 ²	80	79.7	± 1.0
			5 min.					1/10 ³	70	69.7	± 1.0

Remarks : - Mfr's Spec. : IEC 60651 Type 1 & IEC 60804 Type 1

- Uncertainties of Applied Value :

94 dB : 31.5 Hz - 125 Hz	: ± 0.35 dB
250 Hz - 500 Hz	: ± 0.30 dB
1 kHz	: ± 0.20 dB
2 kHz - 4 kHz	: ± 0.35 dB
8 kHz	: ± 0.45 dB
12.5 kHz	: ± 0.70 dB
104 dB : 1 kHz	: ± 0.10 dB (Ref. 94 dB)
114 dB : 1 kHz	: ± 0.10 dB (Ref. 94 dB)
Burst equivalent level	: ± 0.2 dB (Ref. 110 dB continuous sound level)

- The uncertainties are for a confidence probability of not less than 95 %.

Note :

The values given in this Certificate only relate to the values measured at the time of the test and any uncertainties quoted will not include allowance for the equipment long term drift, variations with environment changes, vibration and shock during transportation, overloading, mis-handling, or the capability of any other laboratory to repeat the measurement. Sun Creation Engineering Limited shall not be liable for any loss or damage resulting from the use of the equipment.

The test equipment used for calibration are traceable to the Nation Standards as specified in this certificate. This certificate shall not be reproduced except in full, without the prior written approval of this laboratory.

本證書所載校正用之測試器材均可溯源至國際標準。局部複印本證書需先獲本實驗室書面批准。



Certificate of Calibration 校正證書

Certificate No. : C132567
證書編號

ITEM TESTED / 送檢項目 (Job No. / 序引編號 : IC13-0878)

Description / 儀器名稱 : Integrating Sound Level Meter (EQ010)
Manufacturer / 製造商 : Brüel & Kjær
Model No. / 型號 : 2238
Serial No. / 編號 : 2285721
Supplied By / 委託者 : Action-United Environmental Services and Consulting
Unit A, 20/F., Gold King Industrial Building,
35-41 Tai Lin Pai Road, Kwai Chung, N.T.

TEST CONDITIONS / 測試條件

Temperature / 溫度 : $(23 \pm 2)^{\circ}\text{C}$ Relative Humidity / 相對濕度 : $(55 \pm 20)\%$
Line Voltage / 電壓 : ---

TEST SPECIFICATIONS / 測試規範

Calibration check

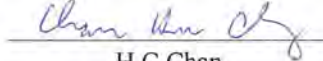
DATE OF TEST / 測試日期 : 27 April 2013

TEST RESULTS / 測試結果

The results apply to the particular unit-under-test only.
All results are within manufacturer's specification.
The results are detailed in the subsequent page(s).

The test equipment used for calibration are traceable to National Standards via :

- The Government of The Hong Kong Special Administrative Region Standard & Calibration Laboratory
- Agilent Technologies, USA
- Fluke Everett Service Center, USA
- Rohde & Schwarz Laboratory, Germany

Tested By : 
測試 H C Chan

Certified By : 
核證 K C Lee

Date of Issue : 30 April 2013
簽發日期

The test equipment used for calibration are traceable to the Nation Standards as specified in this certificate. This certificate shall not be reproduced except in full, without the prior written approval of this laboratory.

本證書所載校正用之測試器材均可溯源至國際標準。局部複印本證書需先獲本實驗室所書而此准。

Certificate of Calibration

校正證書

Certificate No. : C132567
證書編號

1. The unit-under-test (UUT) was allowed to stabilize in the laboratory for over 12 hours, and switched on to warm up for over 10 minutes before the commencement of the test.
2. Self-calibration using laboratory acoustic calibrator was performed before the test from 6.1.1.2 to 6.4.
3. The results presented are the mean of 3 measurements at each calibration point.
4. Test equipment :

Equipment ID	Description	Certificate No.
CL280	40 MHz Arbitrary Waveform Generator	C130019
CL281	Multifunction Acoustic Calibrator	DC110233

5. Test procedure : MA101N.

6. Results :

6.1 Sound Pressure Level

6.1.1 Reference Sound Pressure Level

6.1.1.1 Before Self-calibration

UUT Setting				Applied Value		UUT Reading (dB)
Range (dB)	Parameter	Frequency Weighting	Time Weighting	Level (dB)	Freq. (kHz)	
50 - 130	L _{AFF}	A	F	94.00	1	94.7

6.1.1.2 After Self-calibration

UUT Setting				Applied Value		UUT Reading (dB)	IEC 60651 Type 1 Spec. (dB)
Range (dB)	Parameter	Frequency Weighting	Time Weighting	Level (dB)	Freq. (kHz)		
50 - 130	L _{AFF}	A	F	94.00	1	94.1	± 0.7

6.1.2 Linearity

UUT Setting				Applied Value		UUT Reading (dB)
Range (dB)	Parameter	Frequency Weighting	Time Weighting	Level (dB)	Freq. (kHz)	
50 - 130	L _{AFF}	A	F	94.00	1	94.1 (Ref.)
				104.00		104.1
				114.00		114.0

IEC 60651 Type 1 Spec. : ± 0.4 dB per 10 dB step and ± 0.7 dB for overall different.

The test equipment used for calibration are traceable to the Nation Standards as specified in this certificate. This certificate shall not be reproduced except in full, without the prior written approval of this laboratory.

本證書所載校正用之測試器材均可溯源至國際標準。局部複印本證書需先獲本實驗室所書面批准。

Certificate of Calibration

校正證書

Certificate No. : C132567
證書編號

6.2 Time Weighting

6.2.1 Continuous Signal

UUT Setting				Applied Value		UUT Reading (dB)	IEC 60651 Type 1 Spec. (dB)
Range (dB)	Parameter	Frequency Weighting	Time Weighting	Level (dB)	Freq. (kHz)		
50 - 130	L _{AFP}	A	F	94.00	1	94.1	Ref.
	L _{ASP}		S			94.1	± 0.1
	L _{AIP}		I			94.1	± 0.1

6.2.2 Tone Burst Signal (2 kHz)

UUT Setting				Applied Value		UUT Reading (dB)	IEC 60651 Type 1 Spec. (dB)
Range (dB)	Parameter	Frequency Weighting	Time Weighting	Level (dB)	Burst Duration		
30 - 110	L _{AFP}	A	F	106.0	Continuous	106.0	Ref.
	L _{AFMax}				200 ms	105.0	-1.0 ± 1.0
	L _{ASP}	S	Continuous		106.0	Ref.	
	L _{ASMax}		500 ms		102.0	-4.1 ± 1.0	

6.3 Frequency Weighting

6.3.1 A-Weighting

UUT Setting				Applied Value		UUT Reading (dB)	IEC 60651 Type 1 Spec. (dB)
Range (dB)	Parameter	Frequency Weighting	Time Weighting	Level (dB)	Freq.		
50 - 130	L _{AFP}	A	F	94.00	31.5 Hz	54.7	-39.4 ± 1.5
					63 Hz	67.9	-26.2 ± 1.5
					125 Hz	77.9	-16.1 ± 1.0
					250 Hz	85.4	-8.6 ± 1.0
					500 Hz	90.8	-3.2 ± 1.0
					1 kHz	94.1	Ref.
					2 kHz	95.3	+1.2 ± 1.0
					4 kHz	95.1	+1.0 ± 1.0
					8 kHz	92.9	-1.1 (+1.5 ; -3.0)
					12.5 kHz	89.8	-4.3 (+3.0 ; -6.0)

The test equipment used for calibration are traceable to the Nation Standards as specified in this certificate. This certificate shall not be reproduced except in full, without the prior written approval of this laboratory.

本證書所載校正用之測試器材均可溯源至國際標準。局部複印本證書需先獲本實驗室書面批准。

Certificate of Calibration

校正證書

Certificate No. : C132567
證書編號

6.3.2 C-Weighting

UUT Setting				Applied Value		UUT Reading (dB)	IEC 60651 Type 1 Spec. (dB)
Range (dB)	Parameter	Frequency Weighting	Time Weighting	Level (dB)	Freq.		
50 - 130	L _{CFP}	C	F	94.00	31.5 Hz	91.2	-3.0 ± 1.5
					63 Hz	93.3	-0.8 ± 1.5
					125 Hz	93.9	-0.2 ± 1.0
					250 Hz	94.1	0.0 ± 1.0
					500 Hz	94.1	0.0 ± 1.0
					1 kHz	94.1	Ref.
					2 kHz	93.9	-0.2 ± 1.0
					4 kHz	93.3	-0.8 ± 1.0
					8 kHz	91.0	-3.0 (+1.5 ; -3.0)
12.5 kHz	87.9	-6.2 (+3.0 ; -6.0)					

6.4 Time Averaging

UUT Setting				Applied Value					UUT Reading (dB)	IEC 60804 Type 1 Spec. (dB)
Range (dB)	Parameter	Frequency Weighting	Integrating Time	Frequency (kHz)	Burst Duration (ms)	Burst Duty Factor	Burst Level (dB)	Equivalent Level (dB)		
30 - 110	L _{Aeq}	A	10 sec.	4	1	1/10	110.0	100	99.9	± 0.5
			60 sec.					90	90.0	± 0.5
			5 min.					80	79.9	± 1.0
								70	69.7	± 1.0

Remarks : - Mfr's Spec. : IEC 60651 Type 1 & IEC 60804 Type 1

- Uncertainties of Applied Value :

94 dB	31.5 Hz - 125 Hz	± 0.35 dB
	250 Hz - 500 Hz	± 0.30 dB
	1 kHz	± 0.20 dB
	2 kHz - 4 kHz	± 0.35 dB
	8 kHz	± 0.45 dB
	12.5 kHz	± 0.70 dB
	104 dB : 1 kHz	± 0.10 dB (Ref. 94 dB)
	114 dB : 1 kHz	± 0.10 dB (Ref. 94 dB)
	Burst equivalent level	± 0.2 dB (Ref. 110 dB continuous sound level)

- The uncertainties are for a confidence probability of not less than 95 %.

Note :

The values given in this Certificate only relate to the values measured at the time of the test and any uncertainties quoted will not include allowance for the equipment long term drift, variations with environment changes, vibration and shock during transportation, overloading, mis-handling, or the capability of any other laboratory to repeat the measurement. Sun Creation Engineering Limited shall not be liable for any loss or damage resulting from the use of the equipment.

The test equipment used for calibration are traceable to the Nation Standards as specified in this certificate. This certificate shall not be reproduced except in full, without the prior written approval of this laboratory.

本證書所載校正用之測試器材均可溯源至國際標準。局部複印本證書需先獲本實驗室所書面批准。

Sun Creation Engineering Limited - Calibration & Testing Laboratory

c/o 4/F, Tsing Shan Wan Exchange Building, 1 Hing On Lane, Tuen Mun, New Territories, Hong Kong

輝創工程有限公司 - 校正及檢測實驗室

c/o 香港新界屯門安里一號青山灣機樓四樓

Tel/電話: 2927 2606 Fax/傳真: 2744 8986 E-mail/電郵: callba@suncreation.com Website/網址: www.suncreation.com



輝創工程有限公司

Sun Creation Engineering Limited

Calibration and Testing Laboratory

Certificate of Calibration

校正證書

Certificate No. : C131789
證書編號

ITEM TESTED / 送檢項目 (Job No. / 序引編號 : IC13-0723)

Description / 儀器名稱 : Sound Level Meter
Manufacturer / 製造商 : Rion
Model No. / 型號 : NL-52
Serial No. / 編號 : 01121362
Supplied By / 委託者 : Action-United Environmental Services and Consultants
Unit 1707, 17/F., Clifford Centre,
778-784 Cheung Sha Wan Road, Kowloon

TEST CONDITIONS / 測試條件

Temperature / 溫度 : $(23 \pm 2)^{\circ}\text{C}$ Relative Humidity / 相對濕度 : $(55 \pm 20)\%$
Line Voltage / 電壓 : ---

TEST SPECIFICATIONS / 測試規範

Calibration check

DATE OF TEST / 測試日期 : 23 March 2013


TEST RESULTS / 測試結果

The results apply to the particular unit-under-test only.
All results are within manufacturer's specification.
The results are detailed in the subsequent page(s).


The test equipment used for calibration are traceable to National Standards via :

- The Government of The Hong Kong Special Administrative Region Standard & Calibration Laboratory
- Rohde & Schwarz Laboratory, Germany
- Fluke Everett Service Center, USA
- Agilent Technologies, USA

Tested By
測試


K C Lee

Certified By
核證


K M Wu

Date of Issue
簽發日期

25 March 2013

The test equipment used for calibration are traceable to the Nation Standards as specified in this certificate. This certificate shall not be reproduced except in full, without the prior written approval of this laboratory.

本證書所載校正用之測試器材均可溯源至國際標準。局部複印本證書需先獲本實驗室所書面批准。

Sun Creation Engineering Limited - Calibration & Testing Laboratory

c/o 4/F, Tsing Shan Wan Exchange Building, 1 Hing On Lane, Tuen Mun, New Territories, Hong Kong

輝創工程有限公司 - 校正及檢測實驗室

c/o 香港新界屯門興安里一號青山灣機樓四樓

Tel/電話: 2927 2606 Fax/傳真: 2744 8986 E-mail/電郵: calllab@suncreation.com Website/網址: www.suncreation.com

Certificate of Calibration

校正證書

Certificate No. : C131789
證書編號

- The unit-under-test (UUT) was allowed to stabilize in the laboratory for over 12 hours, and switched on to warm up for over 10 minutes before the commencement of the test.
- Self-calibration was performed before the test.
- The results presented are the mean of 3 measurements at each calibration point.
- Test equipment :

Equipment ID	Description	Certificate No.
CL280	40 MHz Arbitrary Waveform Generator	C130019
CL281	Multifunction Acoustic Calibrator	DC110233

- Test procedure : MA101N.

- Results :

- 6.1 Sound Pressure Level

- 6.1.1 Reference Sound Pressure Level

UUT Setting				Applied Value		UUT Reading (dB)	IEC 61672 Class 1 Spec. (dB)
Range (dB)	Function	Frequency Weighting	Time Weighting	Level (dB)	Freq. (kHz)		
30 - 130	L _A	A	Fast	94.00	1	94.0	± 1.1

- 6.1.2 Linearity

UUT Setting				Applied Value		UUT Reading (dB)
Range (dB)	Function	Frequency Weighting	Time Weighting	Level (dB)	Freq. (kHz)	
30 - 130	L _A	A	Fast	94.00	1	94.0 (Ref.)
				104.00		104.0
				114.00		114.0

IEC 61672 Class 1 Spec. : ± 0.6 dB per 10 dB step and ± 1.1 dB for overall different.

- 6.2 Time Weighting

UUT Setting				Applied Value		UUT Reading (dB)	IEC 61672 Class 1 Spec. (dB)
Range (dB)	Function	Frequency Weighting	Time Weighting	Level (dB)	Freq. (kHz)		
30 - 130	L _A	A	Fast	94.00	1	94.0	Ref.
			Slow				

The test equipment used for calibration are traceable to the Nation Standards as specified in this certificate. This certificate shall not be reproduced except in full, without the prior written approval of this laboratory.

本證書所載校正用之測試器材均可溯源至國際標準。局部複印本證書需先獲本實驗室書面批准。

Certificate of Calibration

校正證書

Certificate No. : C131789
證書編號

6.3 Frequency Weighting

6.3.1 A-Weighting

UT Setting				Applied Value		UT Reading (dB)	IEC 61672 Class 1 Spec. (dB)
Range (dB)	Function	Frequency Weighting	Time Weighting	Level (dB)	Freq.		
30 - 130	L _A	A	Fast	94.00	63 Hz	67.8	-26.2 ± 1.5
					125 Hz	77.8	-16.1 ± 1.5
					250 Hz	85.3	-8.6 ± 1.4
					500 Hz	90.8	-3.2 ± 1.4
					1 kHz	94.0	Ref.
					2 kHz	95.2	+1.2 ± 1.6
					4 kHz	95.0	+1.0 ± 1.6
					8 kHz	93.0	-1.1 (+2.1 ; -3.1)
					12.5 kHz	89.6	-4.3 (+3.0 ; -6.0)

6.3.2 C-Weighting

UT Setting				Applied Value		UT Reading (dB)	IEC 61672 Class 1 Spec. (dB)
Range (dB)	Function	Frequency Weighting	Time Weighting	Level (dB)	Freq.		
30 - 130	L _A	C	Fast	94.00	63 Hz	93.2	-0.8 ± 1.5
					125 Hz	93.8	-0.2 ± 1.5
					250 Hz	94.0	0.0 ± 1.4
					500 Hz	94.0	0.0 ± 1.4
					1 kHz	94.0	Ref.
					2 kHz	93.8	-0.2 ± 1.6
					4 kHz	93.2	-0.8 ± 1.6
					8 kHz	91.1	-3.0 (+2.1 ; -3.1)
					12.5 kHz	87.6	-6.2 (+3.0 ; -6.0)

Remarks : - UUT Microphone Model No. : UC-59 & S/N : 04596

- Mfr's Spec. : IEC 61672 Class 1

- Uncertainties of Applied Value :

94 dB	63 Hz - 125 Hz	: ± 0.35 dB
	250 Hz - 500 Hz	: ± 0.30 dB
	1 kHz	: ± 0.20 dB
	2 kHz - 4 kHz	: ± 0.35 dB
	8 kHz	: ± 0.45 dB
	12.5 kHz	: ± 0.70 dB
104 dB	1 kHz	: ± 0.10 dB (Ref. 94 dB)
114 dB	1 kHz	: ± 0.10 dB (Ref. 94 dB)

- The uncertainties are for a confidence probability of not less than 95 %.

Note :

The values given in this Certificate only relate to the values measured at the time of the test and any uncertainties quoted will not include allowance for the equipment long term drift, variations with environment changes, vibration and shock during transportation, overloading, mis-handling, or the capability of any other laboratory to repeat the measurement. Sun Creation Engineering Limited shall not be liable for any loss or damage resulting from the use of the equipment.

The test equipment used for calibration are traceable to the Nation Standards as specified in this certificate. This certificate shall not be reproduced except in full, without the prior written approval of this laboratory.

本證書所載校正用之測試器材均可溯源至國際標準。局部複印本證書需先獲本實驗室書面批准。



Certificate of Calibration 校正證書

Certificate No. : C132229
證書編號

ITEM TESTED / 送檢項目 (Job No. / 序引編號 : IC13-0878)

Description / 儀器名稱 : Precision Integrating Sound Level Meter (EQ012)
Manufacturer / 製造商 : Rion
Model No. / 型號 : NL-14
Serial No. / 編號 : 10303225
Supplied By / 委託者 : Action-United Environmental Services and Consulting
Unit A, 20/F., Gold King Industrial Building,
35-41 Tai Lin Pai Road, Kwai Chung, N.T.

TEST CONDITIONS / 測試條件

Temperature / 溫度 : $(23 \pm 2)^{\circ}\text{C}$ Relative Humidity / 相對濕度 : $(55 \pm 20)\%$
Line Voltage / 電壓 : ---

TEST SPECIFICATIONS / 測試規範

Calibration check

DATE OF TEST / 測試日期 : 15 April 2013

TEST RESULTS / 測試結果

The results apply to the particular unit-under-test only.
All results are within manufacturer's specification.
The results are detailed in the subsequent page(s).


The test equipment used for calibration are traceable to National Standards via :

- The Government of The Hong Kong Special Administrative Region Standard & Calibration Laboratory
- Rohde & Schwarz Laboratory, Germany
- Fluke Everett Service Center, USA
- Agilent Technologies, USA

Tested By
測試


K C Lee

Certified By
核證


K M Wu

Date of Issue : 16 April 2013
簽發日期

The test equipment used for calibration are traceable to the Nation Standards as specified in this certificate. This certificate shall not be reproduced except in full, without the prior written approval of this laboratory.

本證書所載校正用之測試器材均可溯源至國際標準。局部複印本證書需先獲本實驗所書面批准。

Certificate of Calibration

校正證書

Certificate No. : C132229

證書編號

1. The unit-under-test (UUT) was allowed to stabilize in the laboratory for over 12 hours, and switched on to warm up for over 10 minutes before the commencement of the test.
2. Self-calibration was performed before the test.
3. The results presented are the mean of 3 measurements at each calibration point.
4. Test equipment :

Equipment ID	Description	Certificate No.
CL280	40 MHz Arbitrary Waveform Generator	C130019
CL281	Multifunction Acoustic Calibrator	DC110233

5. Test procedure : MA101N.

6. Results :

6.1 Sound Pressure Level

6.1.1 Reference Sound Pressure Level

UUT Setting				Applied Value		UUT Reading (dB)	IEC 60651 Type 1 Spec. (dB)
Range (dB)	Mode	Frequency Weighting	Time Weighting	Level (dB)	Freq. (kHz)		
40 - 100	L _p	A	Fast	94.00	1	93.8	± 0.7

6.1.2 Linearity

UUT Setting				Applied Value		UUT Reading (dB)
Range (dB)	Mode	Frequency Weighting	Time Weighting	Level (dB)	Freq. (kHz)	
60 - 120	L _p	A	Fast	94.00	1	93.7 (Ref.)
				104.00		103.7
				114.00		113.8

IEC 60651 Type 1 Spec. : ± 0.4 dB per 10 dB step and ± 0.7 dB for overall different.

The test equipment used for calibration are traceable to the Nation Standards as specified in this certificate. This certificate shall not be reproduced except in full, without the prior written approval of this laboratory.

本證書所載校正用之測試器材均可溯源至國際標準。局部複印本證書需先獲本實驗室書面批准。

Sun Creation Engineering Limited - Calibration & Testing Laboratory

c/o 4/F, Tsing Shan Wan Exchange Building, 1 Hing On Lane, Tuen Mun, New Territories, Hong Kong

輝創工程有限公司 - 校正及檢測實驗室

c/o 香港新界屯門興安里一號青山灣機樓四樓

Tel/電話: 2927 2606 Fax/傳真: 2744 8986 E-mail/電郵: callab@suncreation.com Website/網址: www.suncreation.com

Certificate of Calibration

校正證書

Certificate No. : C132229

證書編號

6.2 Time Weighting

6.2.1 Continuous Signal

UUT Setting				Applied Value		UUT Reading (dB)	IEC 60651 Type 1 Spec. (dB)
Range (dB)	Mode	Frequency Weighting	Time Weighting	Level (dB)	Freq. (kHz)		
40 - 100	L _p	A	Fast	94.00	1	93.8	Ref.
			Slow			93.8	± 0.1
			Imp			93.8	± 0.1

6.2.2 Tone Burst Signal (2 kHz)

UUT Setting				Applied Value		UUT Reading (dB)	IEC 60651 Type 1 Spec. (dB)
Range (dB)	Mose	Frequency Weighting	Time Weighting	Level (dB)	Burst Duration		
50 - 110	L _p	A	Fast	106.0	Continuous	106.0	Ref.
	L _{Amax}				200 ms	105.2	-1.0 ± 1.0
	L _p		Slow		Continuous	106.0	Ref.
	L _{Amax}				500 ms	102.1	-4.1 ± 1.0

6.3 Frequency Weighting

6.3.1 A-Weighting

UUT Setting				Applied Value		UUT Reading (dB)	IEC 60651 Type 1 Spec. (dB)
Range (dB)	Mode	Frequency Weighting	Time Weighting	Level (dB)	Freq.		
40 - 100	L _p	A	Fast	94.00	31.5 Hz	54.4	-39.4 ± 1.5
					63 Hz	67.7	-26.2 ± 1.5
					125 Hz	77.8	-16.1 ± 1.0
					250 Hz	85.3	-8.6 ± 1.0
					500 Hz	90.6	-3.2 ± 1.0
					1 kHz	93.8	Ref.
					2 kHz	95.0	+1.2 ± 1.0
					4 kHz	94.7	+1.0 ± 1.0
					8 kHz	92.5	-1.1 (+1.5 ; -3.0)
12.5 kHz	89.3	-4.3 (+3.0 ; -6.0)					

The test equipment used for calibration are traceable to the Nation Standards as specified in this certificate. This certificate shall not be reproduced except in full, without the prior written approval of this laboratory.

本證書所載校正用之測試器材均可溯源至國際標準。局部複印本證書需先獲本實驗室所書面批准。

Certificate of Calibration

校正證書

Certificate No. : C132229

證書編號

6.3.2 C-Weighting

UUT Setting				Applied Value		UUT Reading (dB)	IEC 60651 Type 1 Spec. (dB)
Range (dB)	Mode	Frequency Weighting	Time Weighting	Level (dB)	Freq.		
40 - 100	L _p	C	Fast	94.00	31.5 Hz	90.8	-3.0 ± 1.5
					63 Hz	93.0	-0.8 ± 1.5
					125 Hz	93.7	-0.2 ± 1.0
					250 Hz	93.9	0.0 ± 1.0
					500 Hz	93.9	0.0 ± 1.0
					1 kHz	93.9	Ref.
					2 kHz	93.7	-0.2 ± 1.0
					4 kHz	93.0	-0.8 ± 1.0
					8 kHz	90.7	-3.0 (+1.5 ; -3.0)
12.5 kHz	87.5	-6.2 (+3.0 ; -6.0)					

6.4 Time Averaging

UUT Setting				Applied Value					UUT Reading (dB)	IEC 60804 Type 1 Spec. (dB)
Range (dB)	Mode	Frequency Weighting	Time Weighting	Frequency (kHz)	Burst Duration (ms)	Burst Duty Factor	Burst Level (dB)	Equivalent Level (dB)		
50 - 110	L _{Aeq}	A	10 sec.	4	1	1/10	110.0	100	99.8	± 0.5
								90	89.6	± 0.5
								80	79.3	± 1.0
								70	70.0	± 1.0
			60 sec.							
			5 min.							

Remarks : - UUT Microphone Model No. : UC-53A & S/N : 319944

- Mfr's Spec. : IEC 60651 Type 1 & IEC 60804 Type 1

- Uncertainties of Applied Value :

94 dB : 31.5 Hz - 125 Hz	: ± 0.35 dB
250 Hz - 500 Hz	: ± 0.30 dB
1 kHz	: ± 0.20 dB
2 kHz - 4 kHz	: ± 0.35 dB
8 kHz	: ± 0.45 dB
12.5 kHz	: ± 0.70 dB
104 dB : 1 kHz	: ± 0.10 dB (Ref. 94 dB)
114 dB : 1 kHz	: ± 0.10 dB (Ref. 94 dB)
Burst equivalent level	: ± 0.2 dB (Ref. 110 dB continuous sound level)

- The uncertainties are for a confidence probability of not less than 95 %.

Note :

The values given in this Certificate only relate to the values measured at the time of the test and any uncertainties quoted will not include allowance for the equipment long term drift, variations with environment changes, vibration and shock during transportation, overloading, mis-handling, or the capability of any other laboratory to repeat the measurement. Sun Creation Engineering Limited shall not be liable for any loss or damage resulting from the use of the equipment.

The test equipment used for calibration are traceable to the Nation Standards as specified in this certificate. This certificate shall not be reproduced except in full, without the prior written approval of this laboratory.

本證書所載校正用之測試器材均可溯源至國際標準。局部複印本證書需先獲本實驗室所書面批准。



Certificate of Calibration 校正證書

Certificate No. : C132228
證書編號

ITEM TESTED / 送檢項目 (Job No. / 序引編號 : IC13-0878)

Description / 儀器名稱 : Acoustical Calibrator (EQ081)
Manufacturer / 製造商 : Brüel & Kjær
Model No. / 型號 : 4231
Serial No. / 編號 : 2326408
Supplied By / 委託者 : Action-United Environmental Services and Consulting
Unit A, 20/F., Gold King Industrial Building,
35-41 Tai Lin Pai Road, Kwai Chung, N.T.

TEST CONDITIONS / 測試條件

Temperature / 溫度 : $(23 \pm 2)^{\circ}\text{C}$ Relative Humidity / 相對濕度 : $(55 \pm 20)\%$
Line Voltage / 電壓 : ---

TEST SPECIFICATIONS / 測試規範

Calibration check

DATE OF TEST / 測試日期 : 15 April 2013


TEST RESULTS / 測試結果

The results apply to the particular unit-under-test only.
All results are within manufacturer's specification.
The results are detailed in the subsequent page(s).


The test equipment used for calibration are traceable to National Standards via :

- The Government of The Hong Kong Special Administrative Region Standard & Calibration Laboratory
- Rohde & Schwarz Laboratory, Germany
- Fluke Everett Service Center, USA
- Agilent Technologies, USA

Tested By
測試


K C Lee

Certified By
核證


K M Wu

Date of Issue : 16 April 2013
簽發日期

The test equipment used for calibration are traceable to the Nation Standards as specified in this certificate. This certificate shall not be reproduced except in full, without the prior written approval of this laboratory.

本證書所載校正用之測試器材均可溯源至國際標準，局部複印本證書需先獲本實驗室書面批准。



Certificate of Calibration

校正證書

Certificate No. : C132228
證書編號

- The unit-under-test (UUT) was allowed to stabilize in the laboratory for over 12 hours before the commencement of the test.
- The results presented are the mean of 3 measurements at each calibration point.
- Test equipment :

<u>Equipment ID</u>	<u>Description</u>	<u>Certificate No.</u>
CL130	Universal Counter	C123541
CL281	Multifunction Acoustic Calibrator	DC110233
TST150A	Measuring Amplifier	C120886

- Test procedure : MA100N.

- Results :

5.1 Sound Level Accuracy

UUT Nominal Value	Measured Value (dB)	Mfr's Spec. (dB)	Uncertainty of Measured Value (dB)
94 dB, 1 kHz	94.0	± 0.2	± 0.2
114 dB, 1 kHz	114.0		

5.2 Frequency Accuracy

UUT Nominal Value (kHz)	Measured Value (kHz)	Mfr's Spec.	Uncertainty of Measured Value (Hz)
1	1.000 0	1 kHz ± 0.1 %	± 0.1

Remark : The uncertainties are for a confidence probability of not less than 95 %.

Note :

The values given in this Certificate only relate to the values measured at the time of the test and any uncertainties quoted will not include allowance for the equipment long term drift, variations with environment changes, vibration and shock during transportation, overloading, mis-handling, or the capability of any other laboratory to repeat the measurement. Sun Creation Engineering Limited shall not be liable for any loss or damage resulting from the use of the equipment.

The test equipment used for calibration are traceable to the Nation Standards as specified in this certificate. This certificate shall not be reproduced except in full, without the prior written approval of this laboratory.

本證書所載校正用之測試器材均可溯源至國際標準。局部複印本證書需先獲本實驗室書面批准。

Sun Creation Engineering Limited – Calibration & Testing Laboratory

c/o 4/F, Tsing Shan Wan Exchange Building, 1 Hing On Lane, Tuen Mun, New Territories, Hong Kong

輝創工程有限公司 - 校正及檢測實驗室

c/o 香港新界屯門興安里一號青山灣機樓四樓

Tel/電話: 2927 2606 Fax/傳真: 2744 8986 E-mail/電郵: callab@suncreation.com Website/網址: www.suncreation.com



Certificate of Calibration 校正證書

Certificate No. : C132565
證書編號

ITEM TESTED / 送檢項目 (Job No. / 序引編號 : IC13-0878)

Description / 儀器名稱 : Acoustical Calibrator (EQ082)
Manufacturer / 製造商 : Brüel & Kjær
Model No. / 型號 : 4231
Serial No. / 編號 : 2713428
Supplied By / 委託者 : Action-United Environmental Services and Consulting
Unit A, 20/F., Gold King Industrial Building,
35-41 Tai Lin Pai Road, Kwai Chung, N.T.

TEST CONDITIONS / 測試條件

Temperature / 溫度 : $(23 \pm 2)^\circ\text{C}$ Relative Humidity / 相對濕度 : $(55 \pm 20)\%$
Line Voltage / 電壓 : ---

TEST SPECIFICATIONS / 測試規範

Calibration check

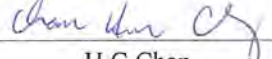
DATE OF TEST / 測試日期 : 27 April 2013

TEST RESULTS / 測試結果

The results apply to the particular unit-under-test only.
All results are within manufacturer's specification.
The results are detailed in the subsequent page(s).

The test equipment used for calibration are traceable to National Standards via :

- The Government of The Hong Kong Special Administrative Region Standard & Calibration Laboratory
- Agilent Technologies, USA
- Fluke Everett Service Center, USA
- Rohde & Schwarz Laboratory, Germany

Tested By : 
測試 H C Chan

Certified By : 
核證 K C Lee

Date of Issue : 30 April 2013
簽發日期

The test equipment used for calibration are traceable to the Nation Standards as specified in this certificate. This certificate shall not be reproduced except in full, without the prior written approval of this laboratory.

本證書所載校正用之測試器材均可溯源至國際標準。局部複印本證書需先獲本實驗室書面批准。

Certificate of Calibration

校正證書

Certificate No. : C132565
證書編號

- The unit-under-test (UUT) was allowed to stabilize in the laboratory for over 12 hours before the commencement of the test.
- The results presented are the mean of 3 measurements at each calibration point.
- Test equipment :

<u>Equipment ID</u>	<u>Description</u>	<u>Certificate No.</u>
CL130	Universal Counter	C123541
CL281	Multifunction Acoustic Calibrator	DC110233
TST150A	Measuring Amplifier	C120886

- Test procedure : MA100N.

- Results :

5.1 Sound Level Accuracy

UUT Nominal Value	Measured Value (dB)	Mfr's Spec. (dB)	Uncertainty of Measured Value (dB)
94 dB, 1 kHz	94.0	± 0.2	± 0.2
114 dB, 1 kHz	114.0		

5.2 Frequency Accuracy

UUT Nominal Value (kHz)	Measured Value (kHz)	Mfr's Spec.	Uncertainty of Measured Value (Hz)
1	1.000 0	1 kHz ± 0.1 %	± 0.1

Remark : The uncertainties are for a confidence probability of not less than 95 %.

Note :

The values given in this Certificate only relate to the values measured at the time of the test and any uncertainties quoted will not include allowance for the equipment long term drift, variations with environment changes, vibration and shock during transportation, overloading, mis-handling, or the capability of any other laboratory to repeat the measurement. Sun Creation Engineering Limited shall not be liable for any loss or damage resulting from the use of the equipment.

Appendix E

Event and Action Plan

Event Action Plan for Construction Noise

EVENT	ACTION			
	ET Leader	IEC	ER	Contractor
Action Level	<ol style="list-style-type: none"> 1. Notify IEC and Contractor 2. Carry out investigation. 3. Report the results of investigation to the IEC, ER and Contractor. 4. Discuss with the Contractor and formulate remedial measures 5. Increase monitoring frequency to check mitigation effectiveness. 	<ol style="list-style-type: none"> 1. Review the analyzed results submitted by the ET. 2. Review the proposed remedial measures by the Contractor and advise the ER accordingly 3. Supervise the implementation of remedial measures 	<ol style="list-style-type: none"> 1. Confirm receipt of notification of failure in writing 2. Notify Contractor 3. Require Contractor to propose remedial measures for the analyzed noise problem 4. Check remedial measures are properly implemented. 	<ol style="list-style-type: none"> 1. Submit noise mitigation proposals to IEC 2. Implement noise mitigation proposals
Limit Level	<ol style="list-style-type: none"> 1. Notify IEC, ER, EPD and Contractor 2. Identify source. 3. Repeat measurements to confirm findings 4. Increase monitoring frequency. 5. Carry out analysis of Contractor's working procedures to determine possible mitigation to be implemented 6. Inform IEC, ER and EPD the causes and actions taken for the exceedances 7. Assess effectiveness of Contractor's remedial actions and keep IEC, EPD and ER informed of the results 8. If exceedance stops, cease additional monitoring. 	<ol style="list-style-type: none"> 1. Discuss amongst ER, ET, and Contractor on the potential remedial actions 2. Review Contractor's remedial actions whenever necessary to assure their effectiveness and advise the ER accordingly 3. Supervise the implementation of remedial measures 	<ol style="list-style-type: none"> 1. Confirm receipt of notification of failure in writing 2. Notify Contractor 3. Require Contractor to propose remedial measures for the analyzed noise problem 4. Check remedial measures properly implemented. 5. If exceedance continues, consider what portion of the work is responsible and instruct the Contractor to stop that portion of work until the exceedance is abated 	<ol style="list-style-type: none"> 1. Take immediate action to avoid further exceedance 2. Submit proposals for remedial actions to IEC within 3 working days of notification 3. Implement the agreed proposals 4. Resubmit proposals if problem still not under control 5. Stop the relevant portion of works as determined by the ER until the exceedance is abated

Event Action Plan for Ecology

Event	Action			
	ET	ER	IEC	Contractor
Non-conformity on one occasion	<ol style="list-style-type: none"> 1. Identify Source 2. Inform the IEC and the ER; 3. Discuss remedial actions with the IEC, the ER and the Contractor 4. Monitor remedial actions until rectification has been completed 	<ol style="list-style-type: none"> 1. Check report 2. Check the Contractor's working method 3. Discuss with the ET and the Contractor on possible remedial measures, 4. Advise the Contractor on effectiveness of proposed remedial measures 5. Check implementation of remedial measures 	<ol style="list-style-type: none"> 1. Ensure Remedial measures are properly implemented 	<ol style="list-style-type: none"> 1. Amend working methods 2. Rectify damage and undertake any necessary replacement
Repeated Non conformity	<ol style="list-style-type: none"> 1. Identify Source 2. Inform the IEC and the ER 3. Increase monitoring frequency 4. Discuss remedial actions with the IEC, the ER and the Contractor 5. Monitor remedial actions until rectification has been completed. 6. If exceedance stops, cease additional monitoring 	<ol style="list-style-type: none"> 1. Check the Contractor's working method 2. Discuss with the ET and the Contractor on possible remedial measures 3. Advise the Contractor on effectiveness of proposed remedial measures 4. Check implementation of remedial measures 	<ol style="list-style-type: none"> 1. Ensure Remedial measures are properly implemented 	<ol style="list-style-type: none"> 1. Amend working methods 2. Rectify damage and undertake any necessary replacement

Contingency Plan of Vibration of exceedance

If there be any exceed of limit level;

1. ET will notify IEC, ER and contractor at once.
2. A joint investigation will be carried out in order to identify the possible source and remedial actions required and agreed between ER, IEC, ET and the Contractor.
3. During such investigation, piling and drilling works will be suspended.

Appendix F

**Monitoring Schedule in Reporting Period
and the Coming Month**

Monitoring / Inspection Schedule during the Reporting Period – July 2013

Date		Monitoring			Site Inspection		SSEMC
		Noise	Ecology	Vibration	General	Ecology	
Mon	1-Jul-13						
Tue	2-Jul-13						
Wed	3-Jul-13						
Thu	4-Jul-13						
Fri	5-Jul-13						
Sat	6-Jul-13						
Sun	7-Jul-13						
Mon	8-Jul-13						
Tue	9-Jul-13						
Wed	10-Jul-13						
Thu	11-Jul-13						
Fri	12-Jul-13						
Sat	13-Jul-13						
Sun	14-Jul-13						
Mon	15-Jul-13						
Tue	16-Jul-13						
Wed	17-Jul-13						
Thu	18-Jul-13						
Fri	19-Jul-13						
Sat	20-Jul-13						
Sun	21-Jul-13						
Mon	22-Jul-13						
Tue	23-Jul-13						
Wed	24-Jul-13						
Thu	25-Jul-13						
Fri	26-Jul-13						
Sat	27-Jul-13						
Sun	28-Jul-13						
Mon	29-Jul-13						
Tue	30-Jul-13						
Wed	31-Jul-13						

	Monitoring / Inspection Day
	Sunday or Public Holiday

Predict Monitoring / Site Inspection for the coming month – July 2013

Date		Monitoring			Site Inspection		SSEMC
		Noise	Ecology	Vibration	General	Ecology	
Thu	1-Aug-13						
Fri	2-Aug-13						
Sat	3-Aug-13						
Sun	4-Aug-13						
Mon	5-Aug-13						
Tue	6-Aug-13						
Wed	7-Aug-13						
Thu	8-Aug-13						
Fri	9-Aug-13						
Sat	10-Aug-13						
Sun	11-Aug-13						
Mon	12-Aug-13						
Tue	13-Aug-13						
Wed	14-Aug-13						
Thu	15-Aug-13						
Fri	16-Aug-13						
Sat	17-Aug-13						
Sun	18-Aug-13						
Mon	19-Aug-13						
Tue	20-Aug-13						
Wed	21-Aug-13						
Thu	22-Aug-13						
Fri	23-Aug-13						
Sat	24-Aug-13						
Sun	25-Aug-13						
Mon	26-Aug-13						
Tue	27-Aug-13						
Wed	28-Aug-13						
Thu	29-Aug-13						
Fri	30-Aug-13						
Sat	31-Aug-13						

	Monitoring / Inspection Day
	Sunday or Public Holiday

Appendix G

Meteorological Data of Reporting Period

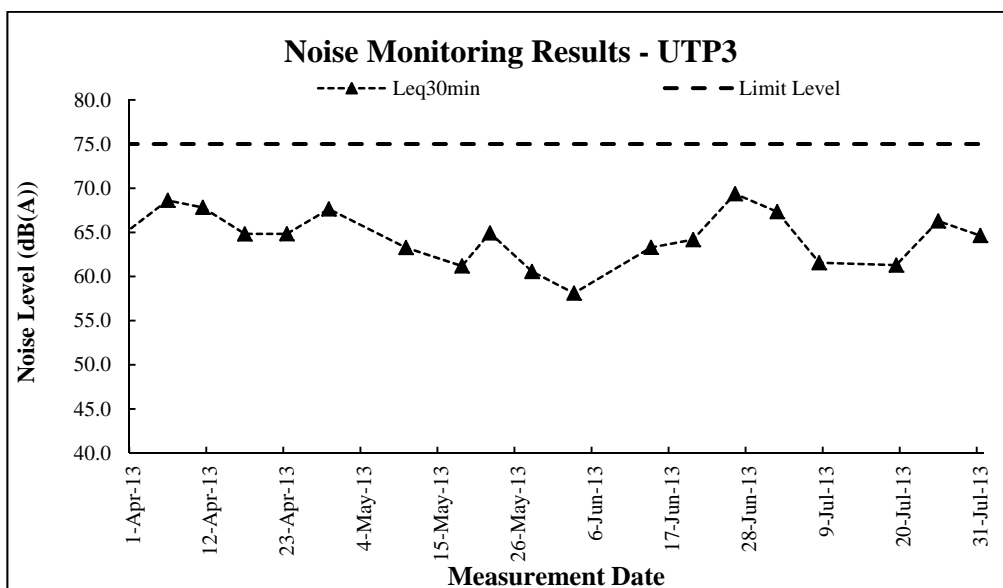
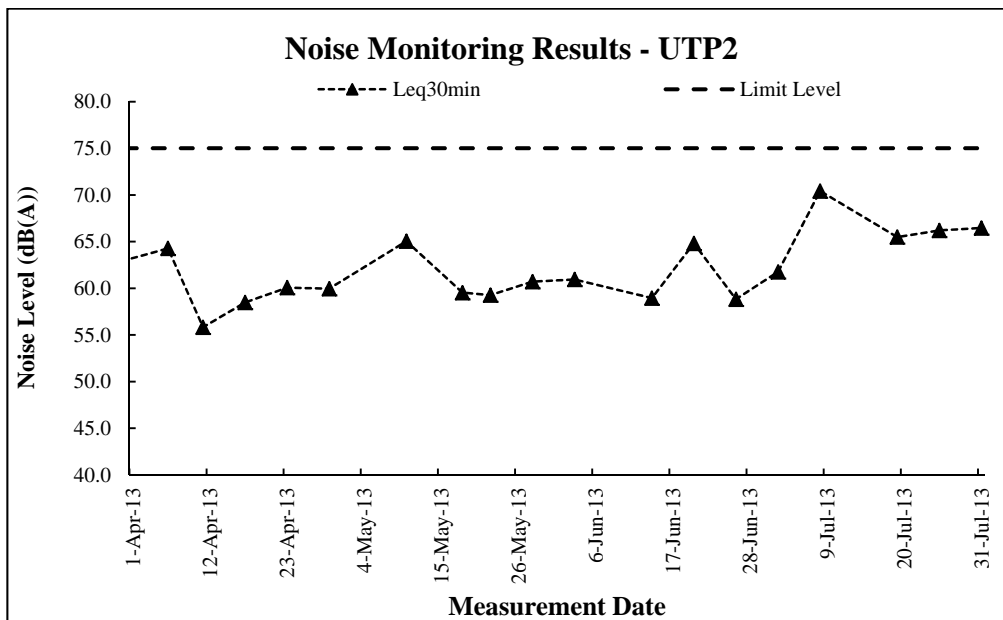
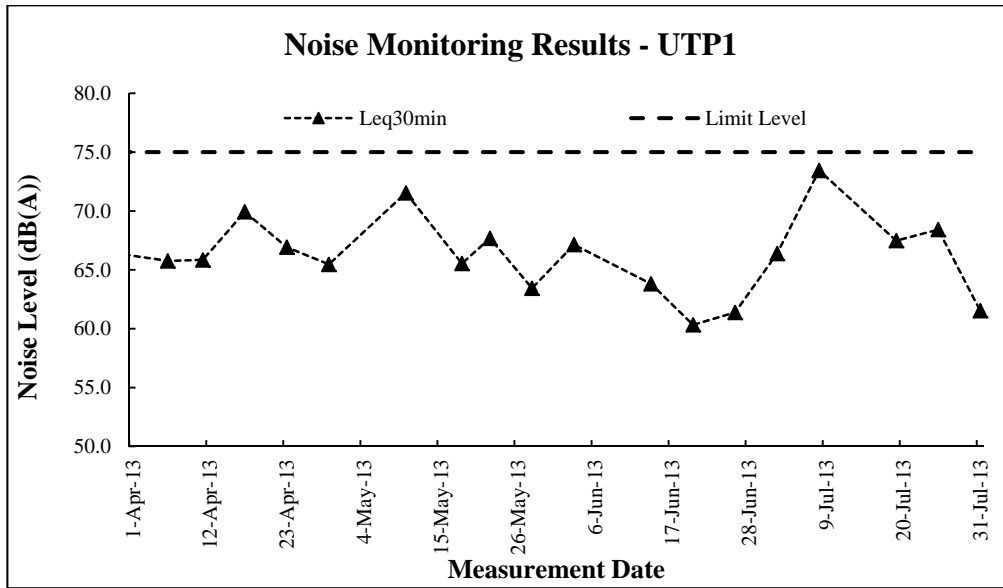
Meteorological Data in Reporting Period

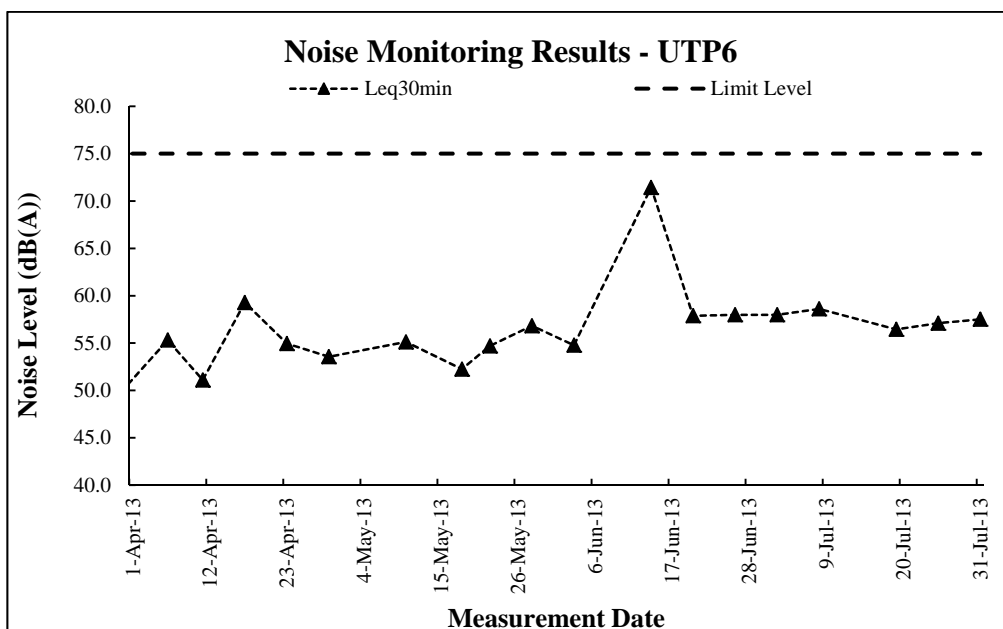
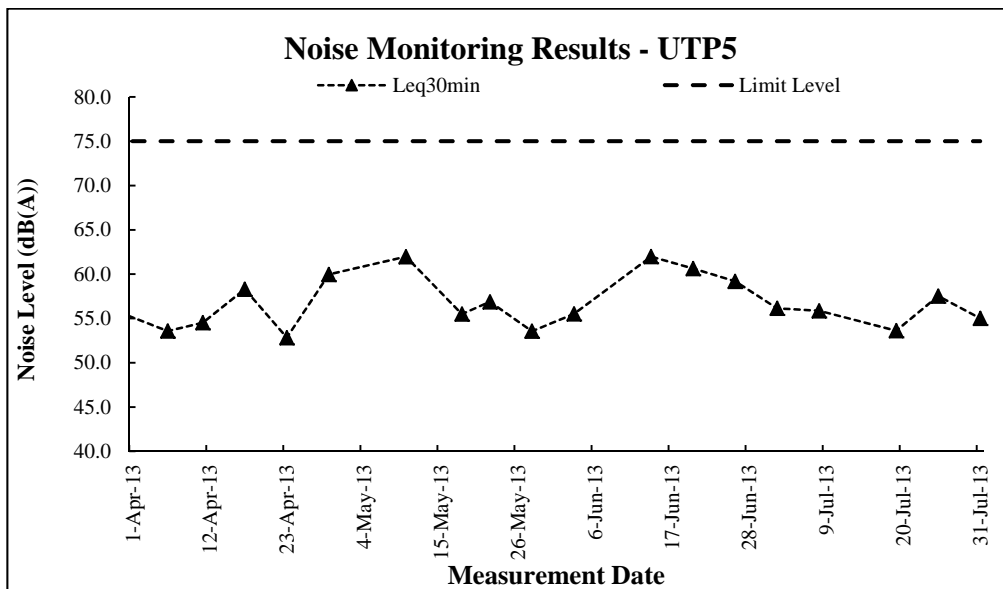
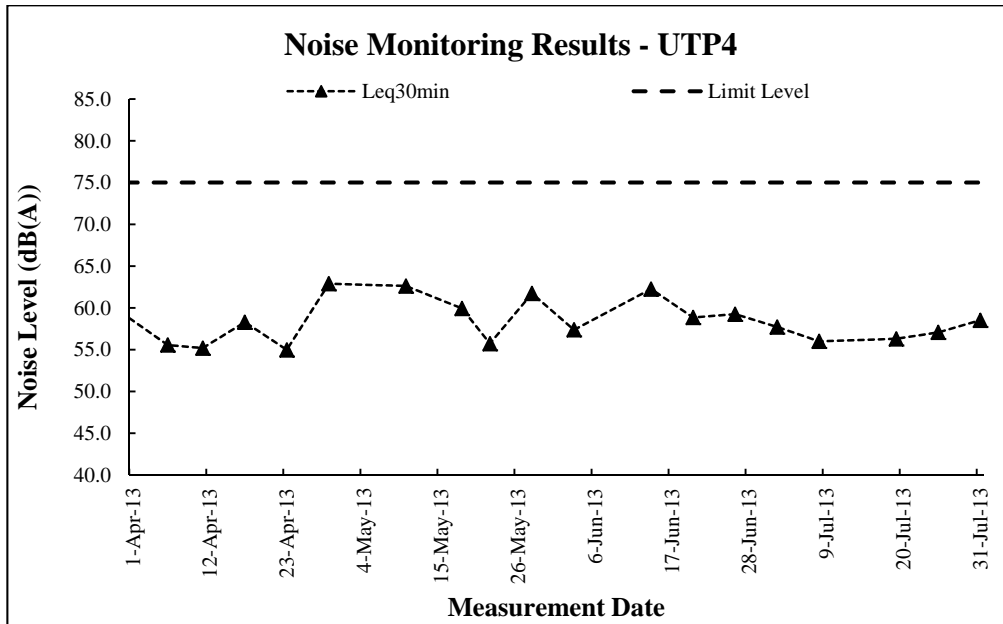
Date	Weather	Total Rainfall (mm)	Tai Po Station		Shatin Station		
			Mean Air Temp. (°C)	Mean Relative Humidity (%)	Wind Speed (km/h)	Wind Direction	
1-Jul-13	Mon	Cloudy, a few showers, moderate to fresh northeasterly winds.	29.5	28.1	82.5	13.2	E
2-Jul-13	Tue	Cloudy, rain, moderate to fresh easterly winds, strong offshore and on high ground.	0	29.2	74.7	12.7	S/SE
3-Jul-13	Wed	Cloudy, rain, moderate to fresh easterly winds, strong offshore and on high ground.	Trace	28.8	79.5	7.4	S/SE
4-Jul-13	Thu	Hot, sunny periods , a few showers, moderate east to southeasterly winds	Trace	29.8	71.5	8	W/SW
5-Jul-13	Fri	Hot, sunny periods , a few showers, moderate east to southeasterly winds	0	29.3	73.5	7	SW
6-Jul-13	Sat	Hot, sunny periods, isolated showers, Moderate southeasterly winds.	4.6	28.6	81	20.5	SW
7-Jul-13	Sun	Hot, sunny periods, isolated showers, Moderate southeasterly winds.	40.7	28.1	79.7	11.6	W/SW
8-Jul-13	Mon	Hot, sunny periods , a few showers, moderate east to southeasterly winds	0.3	28.4	79.2	8.5	W/SW
9-Jul-13	Tue	Hot, sunny periods , a few showers, moderate east to southeasterly winds	Trace	27.5	81.2	6.9	N
10-Jul-13	Wed	Hot, sunny periods, isolated showers, Moderate southeasterly winds.	14.2	27.1	87.5	5.7	N/NE
11-Jul-13	Thu	Cloudy, rain, Moderate to fresh southerly winds.	0.3	28.1	80.7	5.3	N/NE
12-Jul-13	Fri	Cloudy, rain, Moderate to fresh southerly winds.	0	29.7	75	8	W/SW
13-Jul-13	Sat	Fine, very hot. Light to moderate southerly winds.	0	31.3	71	12.7	W/SW
14-Jul-13	Sun	Hot, sunny periods, Moderate south winds.	41.4	28	82.5	10.2	W/SW
15-Jul-13	Mon	Cloudy, scattered showers, thunderstorms, Moderate southeasterly winds.	44.9	26	94.7	8	N/NE
16-Jul-13	Tue	Cloudy, scattered showers, thunderstorms, Moderate east to southeasterly winds.	7	25.7	92.5	5.5	N/NE
17-Jul-13	Wed	Rain, cloudy, a few showers, thunderstorms, Moderate northeasterly winds.	29.5	26.6	87.5	9.4	N
18-Jul-13	Thu	Cloudy, a few showers, thunderstorms, Moderate northeasterly winds.	0.5	27.2	82.5	5	N
19-Jul-13	Fri	Cloudy, squally showers, thunderstorms, Moderate easterly winds.	23	26.6	87.2	7.5	N
20-Jul-13	Sat	Cloudy, a few showers, Moderate east to southeasterly winds.	3.5	27.7	92	23.7	E/SE
21-Jul-13	Sun	Cloudy, a few showers, Moderate east to southeasterly winds.	0.4	27.7	84.5	6	E/NE
22-Jul-13	Mon	Hot, sunny periods, Moderate east to southeasterly winds.	8.2	27.9	84	8.5	E/NE
23-Jul-13	Tue	Cloudy, a few showers, thunderstorms, Moderate east to southeasterly winds.	12.3	27.2	90	9.6	E/NE
24-Jul-13	Wed	Cloudy, showers, squally thunderstorms, Moderate to fresh southeasterly winds.	26.8	26.2	90.7	7.5	E/NE
25-Jul-13	Thu	Cloudy, rain, squally thunderstorms. Moderate south to southeasterly winds.	57.7	25.4	95	8.2	E/SE
26-Jul-13	Fri	Cloudy, rain, squally thunderstorms, Moderate to fresh southerly winds.	65.4	25.7	91.2	11.1	S/SW
27-Jul-13	Sat	Cloudy, showers, squally thunderstorms, Moderate to fresh southerly winds.	14.8	27	86.7	8.3	S/SE
28-Jul-13	Sun	Hot, fine, isolated showers, Moderate southeasterly winds.	10.8	27.4	87	8.2	S/SE
29-Jul-13	Mon	Hot, fine, thunderstorms, Light to moderate southeasterly winds.	0	27.4	86.2	6.7	N/NE
30-Jul-13	Tue	Very hot, fine, isolated showers, Light to moderate easterly winds.	0	28.1	75	7.2	N/NE
31-Jul-13	Wed	Very hot, fine, isolated showers, Light to moderate easterly winds.	0.5	29.4	79.2	8	E/NE

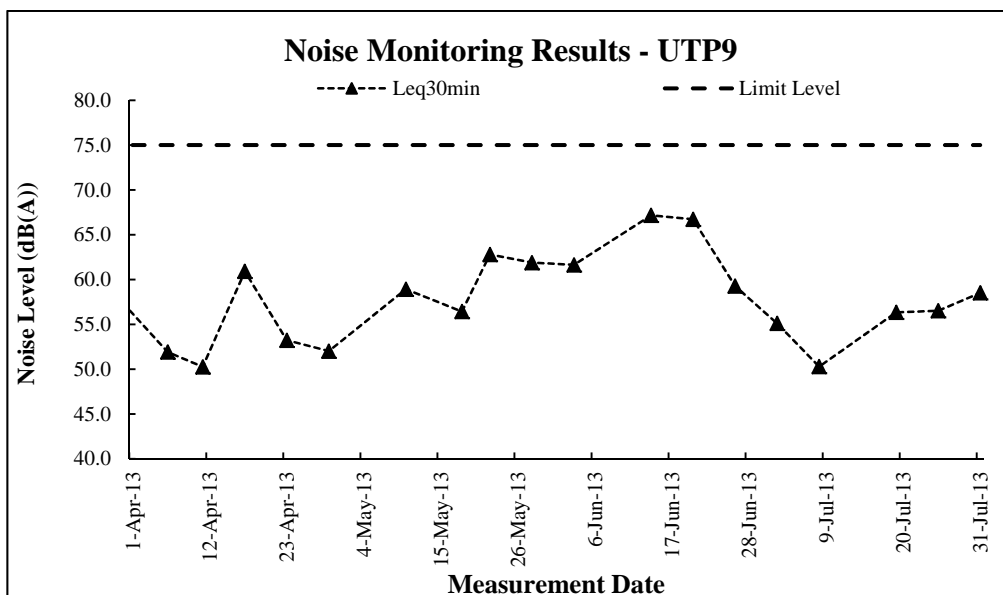
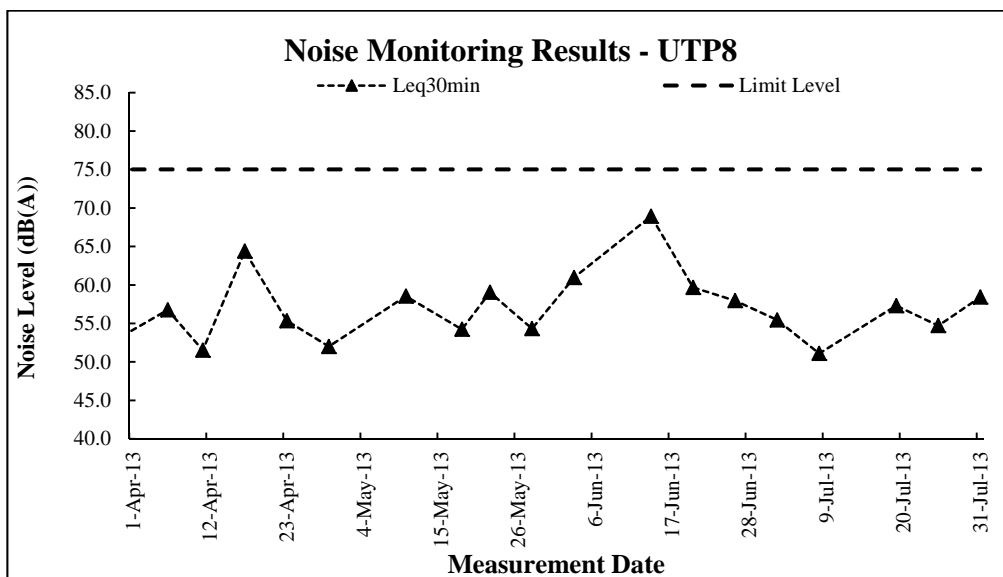
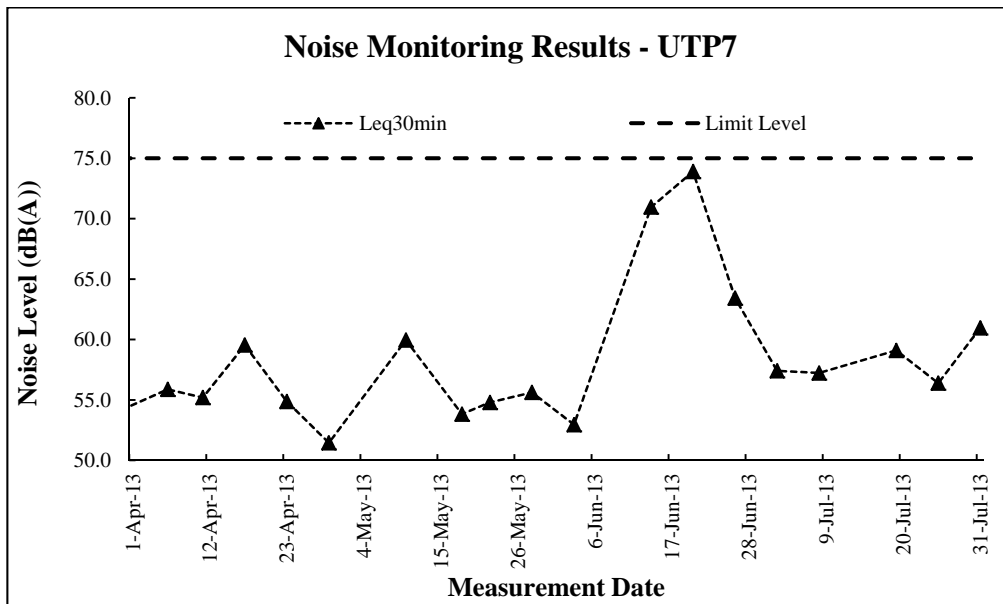
* The record was downloaded from The Hong Kong Observatory Weather Station.

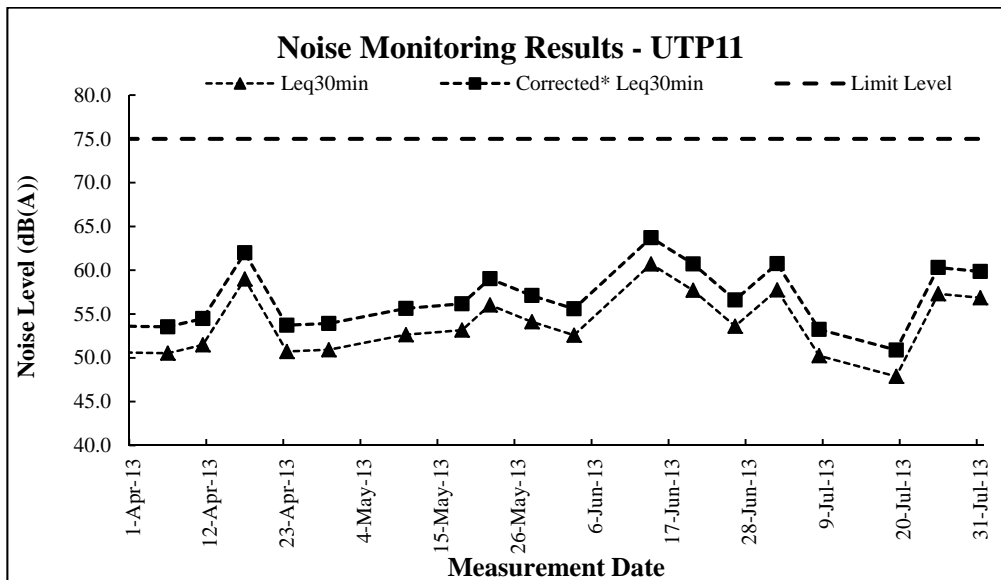
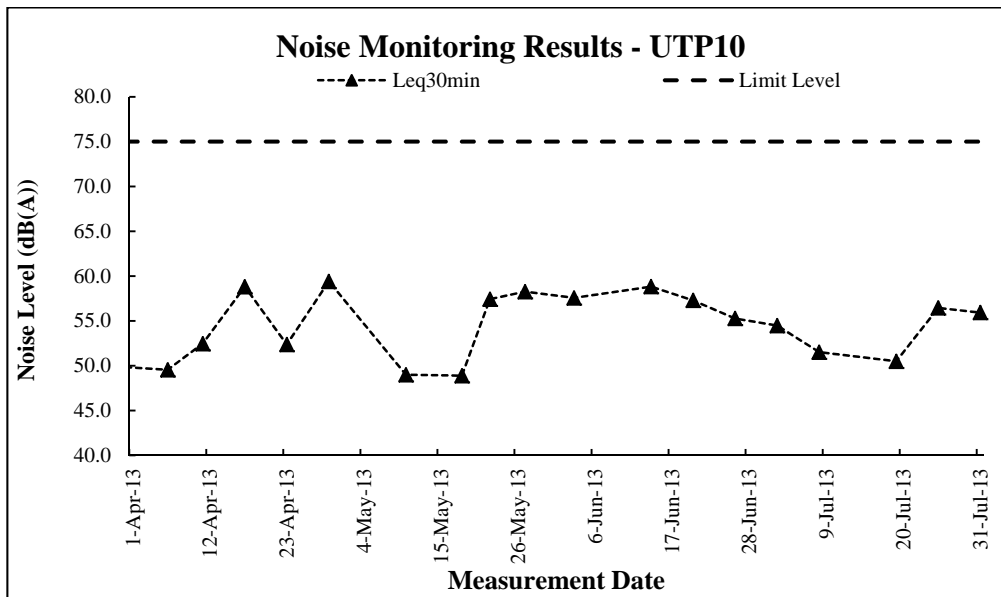
Appendix H

Graphical Plots of Noise Monitoring









Appendix I

Monthly Summary Waste Flow Table

Monthly Summary Waste Flow Table

Name of Department: DSD

Contract No.: DC/2007/06

Monthly Summary Waste Flow Table of Upper Tai Po River for 2013

Month	Actual Quantities of Inert C&D Materials Generated Monthly						Actual Quantities of C&D Wastes Generated Monthly				
	Total Quantity of Inert C&D Materials Generated	Hard Rock and Large Broken Concrete	Reused in the Contract	Reused in other Projects	Disposed as Public Fill	Imported Fill	Metals	Paper/ cardboard packaging	Plastics (see Note 3)	Chemical Waste*	Others, e.g. general refuse
	(in '000m ³)	(in '000m ³)	(in '000m ³)	(in '000m ³)	(in '000m ³)	(in '000m ³)	(in '000 kg)	(in '000kg)	(in '000kg)	(in '000kg)	(in '000m ³)
Jan	0.537	0.537	0.537	0.000	0.000	0.000	0.000	0.000	0.000	0.000	0.000
Feb	0.000	0.000	0.000	0.000	0.000	0.000	0.000	0.000	0.000	0.000	0.000
Mar	0.000	0.000	0.000	0.000	0.000	0.000	0.000	0.000	0.000	0.000	0.000
Apr	0.000	0.000	0.000	0.000	0.000	0.000	0.000	0.000	0.000	0.000	0.000
May	0.000	0.000	0.000	0.000	0.000	0.000	0.000	0.000	0.000	0.000	0.000
June	0.000	0.000	0.000	0.000	0.000	0.000	0.000	0.000	0.000	0.000	0.000
July	0.000	0.000	0.000	0.000	0.000	0.000	0.000	0.000	0.000	0.000	0.000
Aug											
Sept											
Oct											
Nov											
Dec											
Total	0.537	0.537	0.537	0.000	0.000	0.000	0.000	0.000	0.000	0.000	0.000

*For all the three rivers in the Contract

Appendix J

Observed Noise Source During Noise Monitoring

J1 Observed Noise Source During Noise Monitoring for UTP1

Date	Construction Activities under the Project	Other Noise Source
2-Jul-13	-	Human voice, high road traffic noise and animals sound
8-Jul-13	-	Human voice, high road traffic noise and animals sound
19-Jul-13	-	Human voice and medium road traffic noise
25-Jul-13	-	Human voice, medium road traffic noise and animals sound
31-Jul-13	-	Human voice, medium road traffic noise and animals sound

J2 Observed Noise Source During Noise Monitoring for UTP2

Date	Construction Activities under the Project	Other Noise Source
2-Jul-13	-	Human voice, medium road traffic noise and animals sound
8-Jul-13	-	Human voice, high road traffic noise and animals sound
19-Jul-13	-	Human voice and medium road traffic noise
25-Jul-13	-	Human voice, medium road traffic noise and animals sound
31-Jul-13	-	Human voice and medium road traffic noise

J3 Observed Noise Source During Noise Monitoring for UTP3

Date	Construction Activities under the Project	Other Noise Source
2-Jul-13	-	Human voice, low road traffic noise and animals sound
8-Jul-13	-	Human voice, low road traffic noise and animals sound
19-Jul-13	-	Animals sound
25-Jul-13	-	Human voice, low road traffic noise and animals sound
31-Jul-13	-	Human voice and animals sound

J4 Observed Noise Source During Noise Monitoring for UTP4

Date	Construction Activities under the Project	Other Noise Source
2-Jul-13	-	Human voice and animals sound
8-Jul-13	-	Human voice and animals sound
19-Jul-13	-	Human voice and animals sound
25-Jul-13	-	Human voice and animals sound
31-Jul-13	-	Human voice and animals sound

J5 Observed Noise Source During Noise Monitoring for UTP5

Date	Construction Activities under the Project	Other Noise Source
2-Jul-13	-	Human voice and animals sound
8-Jul-13	-	Human voice and animals sound
19-Jul-13	-	Human voice
25-Jul-13	-	Human voice and animals sound
31-Jul-13	-	Human voice and animals sound

J6 Observed Noise Source During Noise Monitoring for UTP6

Date	Construction Activities under the Project	Other Noise Source
2-Jul-13	-	Human voice and animals sound
8-Jul-13	-	Human voice and animals sound
19-Jul-13	-	Human voice and animals sound
25-Jul-13	-	Human voice and animals sound
31-Jul-13	-	Human voice and animals sound

J7 Observed Noise Source During Noise Monitoring for UTP7

Date	Construction Activities under the Project	Other Noise Source
2-Jul-13	-	Human voice and animals sound
8-Jul-13	-	Human voice and animals sound
19-Jul-13	-	Human voice and animals sound
25-Jul-13	-	Human voice and animals sound
31-Jul-13	-	Human voice and animals sound

J8 Observed Noise Source During Noise Monitoring for UTP8

Date	Construction Activities under the Project	Other Noise Source
2-Jul-13	-	Human voice and animals sound
8-Jul-13	-	Human voice and animals sound
19-Jul-13	-	Human voice and animals sound
25-Jul-13	-	Human voice and animals sound
31-Jul-13	-	Human voice and animals sound

J9 Observed Noise Source During Noise Monitoring for UTP9

Date	Construction Activities under the Project	Other Noise Source
2-Jul-13	-	Human voice and animals sound
8-Jul-13	-	Human voice and animals sound
19-Jul-13	-	Human voice and animals sound
25-Jul-13	-	Human voice and animals sound
31-Jul-13	-	Human voice and animals sound

J10 Observed Noise Source During Noise Monitoring for UTP10

Date	Construction Activities under the Project	Other Noise Source
2-Jul-13	-	Human voice, low road traffic noise and animals sound
8-Jul-13	-	Human voice and animals sound
19-Jul-13	-	Human voice and animals sound
25-Jul-13	-	Human voice and animals sound
31-Jul-13	-	Human voice and animals sound

J11 Observed Noise Source During Noise Monitoring for UTP11

Date	Construction Activities under the Project	Other Noise Source
2-Jul-13	-	Human voice and animals sound
8-Jul-13	-	Animals sound
19-Jul-13	-	Human voice and animals sound
25-Jul-13	-	Human voice and animals sound
31-Jul-13	-	Human voice and animals sound