


ASB Biodiesel (Hong Kong) Limited

Development of a Biodiesel Plant at Tseung Kwan O Industrial Estate

Monthly EM&A Report

November 2017

(Version 1.0)

Certified By 
(Environmental Team Leader)

REMARKS:

The information supplied and contained within this report is, to the best of our knowledge, correct at the time of printing.

CINOTECH accepts no responsibility for changes made to this report by third parties

CINOTECH CONSULTANTS LTD

Room 1710, Technology Park,

18 On Lai Street,

Shatin, NT, Hong Kong

Tel: (852) 2151 2083 Fax: (852) 3107 1388

Email: info@cinotech.com.hk



MANNINGS
(Asia) Consultants Limited

Address: 5/F, Winning Commercial Building, 46-48 Hillwood Road, Tsim Sha Tsui, Kowloon
Tel: 852 - 3168 2028 Fax: 852 - 3168 2022

<i>To:</i>	Cinotech	<i>Date:</i>	14 December 2017
<i>Attn:</i>	Mr. H. T. Lai	<i>Fax:</i>	3107 1388
<i>From:</i>	Mr. Mark Cheung	<i>Ref:</i>	D1067/N08425
<i>Job No.</i>	D1067	<i>Total Pages:</i>	1

**Subject: Development of a Biodiesel Plant at Tseung Kwan O Industrial Estate
Draft monthly EM&A report (November 2017) v1.0**

Dear Sir,

We refer to your submission of the Draft monthly EM&A report (November 2017) v1.0 via email dated 13 December 2017.

We write to advise that we have no comment on the captioned report.

However, it is noticed that there were complaints on various issues including emission of malodour from the plant during the reporting month. We also noticed there were environmental deficiencies identified during the site visit and the condition of housekeeping of the plant did not have improvement. It is recommended that the operator should review the operation practice in order to improve the housekeeping of the plant.

Regards,


Mark Cheung
Independent Environmental Checker

KTC/gk

TABLE OF CONTENTS

	Page
EXECUTIVE SUMMARY	1
Introduction.....	1
Environmental Licenses and Permits	1
Environmental Monitoring and Audit Works	1
Key Information in the Reporting Month	1
1 INTRODUCTION.....	3
Background.....	3
Project Organizations.....	3
Summary of EM&A Requirements.....	4
2 STATUS OF ENVIRONMENTAL LICENSING AND PERMITTING	5
3 ENVIRONMENTAL MONITORING REQUIREMENTS	6
Air Quality	6
Water Quality.....	9
Sulphur Content in Bio Heating Oil.....	10
4 MONITORING METHODOLOGY	12
Air Quality	12
Water Quality.....	13
Sulphur Content in Bio Heating Oil.....	14
5 MONITORING RESULTS	15
Air Quality	15
Water Quality.....	16
Sulphur Content in Bio Heating Oil.....	17
6 SUMMARY OF COMPLAINT AND PROSECUTION	18
7 CONCLUSIONS.....	20

LIST OF TABLES

Table I	Summary of Key Information in November 2017
Table 1-1	Key Project Contacts
Table 2-1	Summary of Environmental Licensing and Permit Status
Table 3-1	Monitoring Criteria for the Emission from Stacks of Boiler, Biogas Flare and Process Building
Table 3-2	Monitoring Criteria for the Odour Concentrations at the Final Air Scrubber and Odour Patrols along the Project Site Boundary
Table 3-3	Event and Action Plan for Air Quality Monitoring
Table 3-4	Monitoring Criteria for the Water Quality of Treated Effluent Discharged from Project Site and Stormwater Discharge
Table 3-5	Event and Action Plan for Water Quality Monitoring
Table 3-6	Monitoring Criteria for Sulphur Content in Bio Heating Oil
Table 4-1	Methodologies for Monitoring of Emission from Stacks of Boiler and Biogas Flare
Table 4-2	Methodologies for Monitoring of Emission from Stack of Process Building
Table 4-3	Methodology for Monitoring of Odour Concentrations at the Final Air Scrubber
Table 4-4	Methodologies for Water Quality Monitoring of Treated Effluent Discharged from Project Site
Table 5-1	Monitoring Result of the Odour Concentrations at the Final Air Scrubber
Table 5-2	Monitoring Result of Odour Patrols along Site Boundary
Table 5-3	Water Quality Monitoring Result of Treated Effluent Discharged from Project Site
Table 5-4	Monitoring Result of Sulphur Content in Bio Heating Oil
Table 6-1	Complaint Details

LIST OF FIGURES

Figure 1.1	Location Plan
------------	---------------

LIST OF APPENDICES

Appendix A	Not Used
Appendix B	Not Used
Appendix C	Not Used
Appendix D	Air Quality Monitoring Report – Odour Measurement at Final Air Scrubber
Appendix E	Air Quality Monitoring Report – Odour Patrol
Appendix F	Water Quality Monitoring Result – Effluent from Wastewater Treatment Plant
Appendix G	Not Used
Appendix H	Test Result – Sulphur Content in Bio Heating Oil
Appendix I	Complaint Log

EXECUTIVE SUMMARY

Introduction

1. This is the 20th monthly Environmental Monitoring and Audit (EM&A) Report prepared by Cinotech Consultants Limited for Development of a Biodiesel Plant at Tseung Kwan O Industrial Estate in operational phase. This report documents the findings of EM&A works carried out in November 2017.

Environmental Licenses and Permits

2. Licenses/Permits granted to the Project include the followings:
 - Environmental Permit, EP-319/2009/D, granted on 28 January 2014;
 - Specified Process Licence, L-25-019(1), granted on 10 October 2013 &
 - Water Pollution Control Ordinance Licence, WT00022972-2015, granted on 16 December 2015.

Environmental Monitoring and Audit Works

3. Environmental monitoring and audit works for the Project were carried out in accordance with the criteria and requirements listed in the EM&A Manual, Environmental Permit, Specified Process Licence and Water Pollution Control Ordinance (WPCO) Licence granted. Monitoring results were checked and reviewed.
4. As there was limited biogas production in November 2017, emission from stack of biogas flare cannot be sampled. Therefore, monitoring on emission from the stack was suspended in November 2017, and will be resumed in December 2017.

Key Information in the Reporting Month

5. Summary of key information in this reporting month (November 2017) is listed in **Table I**.

Table I Summary of Key Information in November 2017

Event	Event Details		Action Taken	Status	Remark
	Number	Nature			
Exceedance of Action & Limit Levels *	3 **	Complaint about unpleasant malodour	Events have been under investigation , and follow-up works have been carrying out by the operator / will be proposed	On-going	---
Complaint received	6	Complaints about dark smoke emission, unpleasant malodour, and oily discharge	Events have been under investigation, and follow-up works have been carrying out by the operator / will be proposed	On-going	---
Changes to the assumptions and key construction / operation activities recorded	0	---	N/A	N/A	---
Status of submissions under EP	1	Monthly EM&A Report (Oct 2017) v1.0	Submitted to EPD on 14 November 2017	Verified by IEC	---
Notifications of any summons & prosecutions	0	---	N/A	N/A	---
<p>* Monitoring results of emission from stacks of boiler and process building are not included, as the testing reports are not ready upon the submission of this monthly EM&A report.</p> <p>** the exceedances were due to complaint received.</p>					

1 INTRODUCTION

Background

- 1.1 Development of a Biodiesel Plant at Tseung Kwan O Industrial Estate (hereafter referred to as “the Project”) is to construct and operate a 100,000 tonnes per annum biodiesel plant at Tseung Kwan O Industrial Estate (see **Figure 1.1** for the location plan of Project Site). The plant will use a multi-feedstock which consists of used cooking oil (UCO), oil and grease recovered from grease trap waste (GTW), palm fatty acid distillate (PFAD) and animal fats. The proposed biodiesel plant offers a convenient recycling outlet for GTW and UCO, and converts oil and grease recovered from these wastes into useful products. The Project also offers a more environmental-friendly alternative to the diesel fuel market in Hong Kong.
- 1.2 This Project is a Designated Project under the Environmental Impact Assessment Ordinance (Cap. 499). An environmental impact assessment (EIA) was undertaken to identify and evaluate the impact on environment (e.g. air quality, noise, water quality and ecology), and propose possible measures to mitigate the impact. The EIA Report was approved by the Environmental Protection Department (EPD) on 26 February 2009.
- 1.3 Environmental Permit (EP) No. EP-319/2009 was issued on 11 March 2009 to ASB Biodiesel (Hong Kong) Limited as the Permit Holder. After several rounds of amendments, the latest version is EP No. EP-319/2009/D, which was issued on 28 January 2014.
- 1.4 Construction of the Biodiesel Plant has been completed since October 2013. After more than 2 years of commissioning trial, the Plant started to operate in April 2016. Cinotech Consultants Limited was commissioned by ASB Biodiesel (Hong Kong) Limited to undertake the Environmental Monitoring and Audit (EM&A) works for the Project. This is the 20th Monthly EM&A report summarizing the EM&A works in operational phase for the Project in November 2017.

Project Organizations

- 1.5 Different parties with different levels of involvement in the project organization include:
 - Project Proponent & Operator – ASB Biodiesel (Hong Kong) Limited
 - Independent Environmental Checker (IEC) – Mannings (Asia) Consultants Ltd.
 - Environmental Team (ET) – Cinotech Consultants Limited
- 1.6 The responsibilities of respective parties are detailed in Section 2 of the Final EM&A Manual of the Project.
- 1.7 The key contacts of the Project are shown in **Table 1-1**.

Table 1-1 Key Project Contacts

Party	Role	Name	Position	Phone No.
ASB	Permit Holder & Operator	Mr. Albert Kwan	Facilities and Operations Manager	3183 4209
		Mr. Nelson Tam	Engineer	3183 4315
Mannings	Independent Environmental Checker	Mr. Mark Cheung	Independent Environmental Checker	3168 2028
		Mr. Gavin Kwok	Assistant to Independent Environmental Checker	3970 8628
Cinotech	Environmental Team	Dr. HF Chan	ET Leader	2151 2088
		Ms. Betty Choi	Project Coordinator	2151 2072

Summary of EM&A Requirements

1.8 EM&A requirements for the Project include:

- Monitoring requirements as listed in the Project EM&A Manual; &
- Conditions listed in the Environmental Permit.

2 STATUS OF ENVIRONMENTAL LICENSING AND PERMITTING

2.1 All permits/licenses obtained for the Project are summarized in **Table 2-1**.

Table 2-1 Summary of Environmental Licensing and Permit Status

Permit / License No.	Valid Period		Summary	Status
	From	To		
Environmental Permit (EP)				
EP-319/2009/D	28/01/2014	N/A	Operation of <ul style="list-style-type: none"> • a biochemical plant with a storage capacity of more than 500 tonnes and in which substances are processed and produced; • a storage, transfer and transshipment of oil facility with a storage capacity of not less than 1,000 tonnes; and • a dangerous goods godown with a storage capacity exceeding 500 tonnes 	Valid
Specified Process (SP) Licence				
L-25-016(1)	10/10/2013	10/10/2015	<ul style="list-style-type: none"> • Emission of non-fugitive fixed point emissions 	Under renewal
Water Pollution Control Ordinance (WPCO) Licence				
WT00022972-2015	16/12/2015	31/12/2017	Discharge of <ul style="list-style-type: none"> • effluent from wastewater treatment facilities to communal foul sewer; and • effluent from floor washing of operation areas to communal storm drain 	Valid

3 ENVIRONMENTAL MONITORING REQUIREMENTS

Air Quality

- 3.1 According to Section 4.3 of the Final EM&A Manual of the Project, the emission from stacks of boiler, biogas flare and process building, and odour concentrations at the final air scrubber shall be monitored. Odour patrols along the Project Site boundary is also required.
- 3.2 Monitoring criteria (i.e. frequency, parameter, and action & limit levels) for the emission of the boiler stack, biogas flare and process building are listed in **Table 3-1**, while criteria for odour concentrations at the final air scrubber and odour patrols along the Project Site boundary are listed in **Table 3-2**.

Table 3-1 Monitoring Criteria for the Emission from Stacks of Boiler, Biogas Flare and Process Building

Stack	Frequency *	Parameter	Limit Levels**
Boiler (EP2)	Monthly for the first 12 months of operation. If the monitoring results of the first year monitoring meet the limit level, the monitoring will be reduced to half-yearly intervals for the whole operational stage.	Nitrogen oxides (NO _x)	2.213 kg/h
		Carbon monoxide (CO)	0.553 kg/h
		Sulphur dioxide (SO ₂)	0.797 kg/h
		Non-methane Organic Compounds (NMOC)	0.041 kg/h
		Exhaust gas velocity	7 m/s (minimum)
Biogas Flare (EP1)		NO _x	0.053 kg/h
		CO	0.018 kg/h
		SO ₂	0.039 kg/h
		NMOC	0.0018 kg/h
		Exhaust gas velocity	0.54 m/s (minimum)
Process Building (EP3)		Acetyldehyde	0.0975 kg/h
	Methanol	0.0975 kg/h	
	Exhaust gas velocity	0.79 m/s (minimum)	

* Monitoring will not be carried out during raining days
** No action level is set in the Final EM&A Manual of the Project and in the Specified Process Licence

Table 3-2 Monitoring Criteria for the Odour Concentrations at the Final Air Scrubber and Odour Patrols along the Project Site Boundary

	Frequency	Parameter	Action Levels	Limit Levels
Odour Concentrations at the Final Air Scrubber (EP5)	Monthly for the first 2 years of operation *	Odour Exhaust gas velocity	– **	200.3 OU/s 0.7 m/s (minimum)
Odour Patrols along the Project Site Boundary	Two times a day, one in the morning and one in the afternoon <ul style="list-style-type: none"> Monthly for the first 12 months of operation. If the monitoring results of the first year monitoring meet the limit level, the monitoring frequency will be reduced to quarterly intervals in the second year; If the action level is triggered during the second year of operation, the frequency will be resumed to monthly intervals until compliance with the action level for three consecutive months is obtained; If the action level is not triggered for four consecutive quarterly monitoring, the monitoring can be terminated. 	Odour Intensity	<ul style="list-style-type: none"> Odour intensity \geq Class 2 recorded; or One documented complaint received 	<ul style="list-style-type: none"> Odour intensity \geq Class 3 recorded on 2 consecutive patrols
* Monitoring will not be carried out during raining days ** No action level was set in the Final EM&A Manual of the Project and in the Specified Process Licence				

3.3 If action / limit levels are exceeded, the following actions should be taken by the ET:

- Inform Project Proponent and IEC, and investigate and record the cause of exceedance within 24 hours;
- Repeat measurement to confirm findings; and
- Implement the event and action plan as shown in **Table 3-3**.

Table 3-3 Event and Action Plan for Air Quality Monitoring

Event	Actions		
	ET Leader	IEC	Project Proponent
Exceedance of Limit Level for stack emission from boiler, biogas flare, process building and final air scrubber	<ul style="list-style-type: none"> Repeat measurement to confirm finding Identify source(s) and investigate the cause(s) of exceedance Inform Project Proponent whether the cause of exceedance is due to the Project Prepare the Notification of Exceedance within 24 hours Discuss remedial actions with the Project Proponent Assess the effectiveness of Project Proponent's remedial actions For the monitoring of emissions from the stacks of the boiler, biogas flare and process building, increase the monitoring frequency from half-yearly (for the second year onward) to monthly intervals. If results of three consecutive monthly monitoring show no exceedance of the limit level, the monitoring frequency will be reverted back to half-yearly intervals. 	<ul style="list-style-type: none"> Verify the Notification of Exceedance submitted by the ET Leader Check with the Project Proponent on the operating activities and implementation of control measures Discuss with ET Leader and Project Proponent on the possible remedial actions Advise the Project Proponent on the effectiveness of the proposed remedial measures Supervise implementation of remedial measures 	<ul style="list-style-type: none"> Rectify any unacceptable practice Amend working methods as required Implement amended working methods, if necessary
Exceedance of Action Level for odour	<ul style="list-style-type: none"> Identify source(s) / reason of exceedance or complain Prepare the odour complain form or the Notification of Exceedance within 24 hours Inform Project Proponent whether the cause of exceedance is due to the Project Discuss remedial actions with the Project Proponent During the second year of operation, if the action level is triggered, the frequency will be resumed to monthly until compliance with the action level for three consecutive months is obtained and the frequency will be reduced to quarterly intervals thereafter. 	<ul style="list-style-type: none"> Verify the Notification of Exceedance submitted by the ET Leader 	<ul style="list-style-type: none"> Rectify any unacceptable practice Amend working methods as required Implement amended working methods, if necessary

Event	Actions		
	ET Leader	IEC	Project Proponent
Exceedance of Limit Level for odour	<ul style="list-style-type: none"> Identify source(s) / reason of exceedance or complain Prepare the odour complain form or the Notification of Exceedance within 24 hours Inform Project Proponent whether the cause of exceedance is due to the Project Assess the effectiveness of Project Proponent's remedial actions or amended design 	<ul style="list-style-type: none"> Verify the Notification of Exceedance submitted by the ET Leader Check with the Project Proponent on the operating activities and implementation of control measures Discuss with ET Leader and Project Proponent on the possible remedial actions Advise the Project Proponent on the effectiveness of the proposed remedial measures Supervise implementation of remedial measures 	<ul style="list-style-type: none"> Rectify any unacceptable practice Propose and implement remedial measures or amend design as required within 3 working days of notification Resubmit proposals if problem still not under control

Water Quality

3.4 According to Section 6.3 of the Final EM&A Manual of the Project, the water quality of treated effluent discharged from Project Site and stormwater discharge shall be monitored.

3.5 Monitoring criteria (i.e. frequency, parameter, and limit levels) for the water quality of treated effluent discharged from Project Site and stormwater discharge are listed in **Table 3-4**.

Table 3-4 Monitoring Criteria for the Water Quality of Treated Effluent Discharged from Project Site and Stormwater Discharge

Discharge	Frequency	Parameter	Limit Levels*
Treated Effluent Discharged from Project Site	Monthly	pH	Within the range of 6 - 10
		Suspended Solids	800 mg/L
		Biochemical Oxygen Demand (BOD) (5 days, 20 °C)	800 mg/L
		Chemical Oxygen Demand (COD)	2000 mg/L
		Oil & Grease	50 mg/L
		Sulphate	1000 mg/L
		Total Nitrogen	200 mg/L
		Total Phosphorus	50 mg/L
Stormwater Discharge	Quarterly	pH	Within the range of 6 – 9
		Suspended Solids	50 mg/L
		Biochemical Oxygen Demand (BOD) (5 days, 20 °C)	50 mg/L
		Chemical Oxygen Demand (COD)	100 mg/L
		Oil & Grease	30 mg/L

* No action level was set in the WPCO Licence

3.6 If limit levels are exceeded, the following actions should be taken by the ET:

- Inform Project Proponent and IEC, and investigate and record the cause of exceedance within 24 hours;
- Repeat measurement to confirm findings; and
- Implement the event and action plan as shown in **Table 3-5**.

Table 3-5 Event and Action Plan for Water Quality Monitoring

Event	Actions		
	ET Leader	IEC	Project Proponent
Exceedance of Limit Level for Treated Effluent Discharged from Project Site	<ul style="list-style-type: none"> • Identify source(s) and investigate the cause(s) of exceedance • Repeat measurement to confirm finding • Prepare the Notification of Exceedance within 24 hours • Discuss remedial actions with the Project Proponent • Assess the effectiveness of Project Proponent's remedial actions 	<ul style="list-style-type: none"> • Verify the Notification of Exceedance submitted by the ET Leader • Check with Contractor on the operating activities and implementation of landfill gas control measures • Discuss with ET Leader and Contractor on the possible remedial actions • Advise the IC on the effectiveness of the proposed remedial measures • Supervise implementation of remedial measures 	<ul style="list-style-type: none"> • Check the performance of the on-site WWTP • Rectify any unacceptable performance • Carry out remedial measures or amend design as required • Implement amended design, if necessary
Exceedance of Limit Level for Stormwater Discharged from the Project Site	<ul style="list-style-type: none"> • Identify source(s) and investigate the cause(s) of exceedance • Repeat measurement to confirm finding • Prepare the Notification of Exceedance within 24 hours • Discuss remedial actions with the Project Proponent • Assess the effectiveness of Project Proponent's remedial actions 	<ul style="list-style-type: none"> • Verify the Notification of Exceedance submitted by the ET Leader • Check with Project Proponent on the operating activities • Discuss with ET Leader and Project Proponent on the possible remedial actions • Advise the Project Proponent on the effectiveness of the proposed remedial measures • Supervise implementation of remedial measures 	<ul style="list-style-type: none"> • Propose and implement remedial measures or amend design as required • Rectify any unacceptable practice • Amend working methods as required • Implement amended working methods, if necessary

Sulphur Content in Bio Heating Oil

3.7 According to Section 3.11 of the EP-319/2009/D, if Bio Heating Oil (BHO) is used on site, the sulphur content in BHO shall be monitored.

3.8 Monitoring criteria (i.e. frequency, parameter, and limit level) for the sulphur content in BHO are listed in **Table 3-6**.

Table 3-6 Monitoring Criteria for Sulphur Content in Bio Heating Oil

Frequency	Parameter	Limit Level*
Every tank load of the BHO for the BHO's sulphur content when the fuel tank(s) is being filled/refilled <ul style="list-style-type: none"> • This original frequency shall be adopted in the first three months of using BHO on site. After the first three months of the original monitoring regime, if all monitoring result in the first three months meet the limit level, the frequency may be reduced to one test for every two refills for the next three months; and after the first six months, the monitoring may be conducted once a month. • If exceedance occur, the monitoring shall be reverted to the original frequency of a test for every tank load of BHO, or at such a monitoring frequency to be advised and agreed by the EPD's Director. 	Sulphur Content	346 ppm
* No action level was set in the EP of the Project		

3.9 If limit level is exceeded, the following actions should be taken by the ET:

- Inform Project Proponent and IEC within 24 hours;
- Repeat measurement to confirm findings;
- Inform Project Proponent to increase the use of low sulphur diesel in the fuel tank(s) to achieve a fuel mixture with sulphur content of less than 346 ppm; and
- Revert the monitoring programme to the original frequency of a test for every tank load of BHO, or at such a monitoring frequency to be advised and agreed by the EPD's Director.

4 MONITORING METHODOLOGY

Air Quality

Emission from Stacks of Boiler, Biogas Flare

- 4.1 Emission from the stack of boiler was sampled and analyzed. Methods adopted for analysis are listed in **Table 4-1**. In addition to parameters listed in **Table 4-1**, exhaust gas velocity was measured.
- 4.2 Since the testing report of emission from stack of boiler is not ready upon the submission of this monthly EM&A report, the detailed monitoring methodologies will be included in the subsequent monthly EM&A Report.

Table 4-1 Methodologies for Monitoring of Emission from Stacks of Boiler and Biogas Flare

Parameter	Methodology
Nitrogen oxides (NO _x)	USEPA Method 7C
Carbon monoxide (CO)	USEPA Method 10B
Sulphur dioxide (SO ₂)	USEPA Method 6
Non-methane organic compounds (NMOC)	USEPA Method TO-12

- 4.3 As there was limited biogas production in November 2017, emission from stack of biogas flare cannot be sampled. Therefore, monitoring on emission from the stack was suspended in November 2017, and will be resumed in December 2017.

Emission from Stack of Process Building

- 4.4 Emission from the stack of process building was sampled and analyzed. Methods adopted for analysis are listed in **Table 4-2**. In addition to parameters listed in **Table 4-2**, exhaust gas velocity was measured.
- 4.5 Since the testing report of emission from stack of process building is not ready upon the submission of this monthly EM&A report, the detailed monitoring methodologies will be included in the subsequent monthly EM&A Report.

Table 4-2 Methodologies for Monitoring of Emission from Stack of Process Building

Parameter	Methodology
Acetaldehyde	USEPA Method TO-11A
Methanol	USEPA Method TO-14A

Odour Concentrations at the Final Air Scrubber

- 4.6 Gas in the final air scrubber was sampled and analyzed. Method adopted for analysis is listed in **Table 4-3**. In addition to parameter listed in **Table 4-3**, exhaust gas velocity was measured. Detailed methodology for odour monitoring in the final air scrubber is presented in **Appendix D**.

Table 4-3 Methodology for Monitoring of Odour Concentrations at the Final Air Scrubber

Parameter	Methodology
Odour concentration	European Standard Method (EN13725)

Odour Patrols along Site Boundary

- 4.7 Odour patrols were carried out by a qualified odour panelist in both morning and afternoon on 15 November 2017. During odour patrol, the panelist identified the odour nature and determined the odour intensity, which is expressed using an odour intensity scale, at all 5 selected locations. Weather conditions including prevailing weather, wind direction and wind speed were also recorded. Detailed methodology for odour patrol is presented in **Appendix E**.

Water Quality*Water Quality of Treated Effluent Discharged from Project Site*

- 4.8 Treated effluent discharged from Project Site was sampled and analyzed. Methodologies for water quality monitoring were followed either American Public Health Association's (APHA's) "Standard Methods for the Examination of Water & Wastewater" or Hach Method, which are listed in **Table 4-4**. In addition to the parameters listed in **Table 4-4**, pH was measured.

Table 4-4 Methodologies for Water Quality Monitoring of Treated Effluent Discharged from Project Site

Parameter	Methodology
Suspended Solids (S.S.)	APHA 2540D
Biochemical Oxygen Demand (BOD) (5 days, 20 °C)	APHA 5210B
Chemical Oxygen Demand (COD)	Hach Method 8000
Oil & Grease	APHA 5520B
Sulphate	Hach Method 10248
Total Nitrogen	Hach Method 10071
Total Phosphorus	Hach Method 8190

Water Quality of Stormwater Discharge

- 4.9 As water quality of stormwater discharge is required to be monitored quarterly, next monitoring will be carried out in December 2017. No monitoring was carried out in November 2017.

Sulphur Content in Bio Heating Oil

- 4.10 In November 2017, BHO in the tank was sampled once. Its sulphur content was then analyzed in accordance with EN-ISO-20486:2011: Determination of sulfur content of automotive fuels – Ultraviolet fluorescence method.

5 MONITORING RESULTS

Air Quality

Emission from Stack of Boiler

- 5.1 Since the testing report of emission from stack of boiler is not ready upon the submission of this monthly EM&A report, the monitoring result will be included in the subsequent monthly EM&A Report.

Emission from Stack of Biogas Flare

- 5.2 Emission from stack of biogas flare was not monitored in November 2017 (see **Section 4.3** for details).

Emission from Stack of Process Building

- 5.3 Since the testing report of emission from stack of process building is not ready upon the submission of this monthly EM&A report, the monitoring result will be included in the subsequent monthly EM&A Report.

Odour Concentrations at the Final Air Scrubber

- 5.4 The monitoring result of the odour concentrations at the final air scrubber is presented in **Table 5-1**. No exceedance of Limit Level was reported. Detailed monitoring result of the odour concentrations at the final air scrubber is presented in **Appendix D**.

Table 5-1 Monitoring Result of the Odour Concentrations at the Final Air Scrubber

Parameter	Limit Level	Monitoring Result*
Odour	200.3 OU/s	15.5 OU/s
Exhaust gas velocity	0.7 m/s (minimum)	0.79 m/s
* Average result of all trials is presented		

Odour Patrols along Site Boundary

- 5.5 The monitoring result of the odour patrol is presented in **Table 5-2**. Detailed monitoring result of odour patrols along site boundary is presented in **Appendix E**.
- 5.6 3 exceedances of Action Level were reported as 3 complaints regarding odour were received. Details are presented in **Section 6** and **Appendix I**.

Table 5-2 Monitoring Result of Odour Patrols along Site Boundary

Patrol Time	Location	Odour Intensity		
		Action Level	Limit Level	Measured Level (Odour Nature)
Morning	1	Odour intensity \geq Class 2 recorded; or	Odour intensity \geq Class 3 recorded on 2 consecutive patrols	1 (Oil and grease)
	2			1~2 (Oil and grease)
	3			0
	4			0~1 (Oil and grease)
	5			0
Afternoon	1	One documented complaint received		0~1 (Oil and grease)
	2			1~2 (Oil and grease)
	3			0
	4			0~1 (Oil and grease)
	5			0

Water Quality

Water Quality of Treated Effluent Discharged from Project Site

- 5.7 The water quality monitoring result of treated effluent discharged from Project Site is presented in **Table 5-3**. No exceedance of Limit Level was reported. Detailed water quality monitoring result of treated effluent discharged from Project Site is presented in **Appendix F**.

Table 5-3 Water Quality Monitoring Result of Treated Effluent Discharged from Project Site

Parameter	Limit Level	Monitoring Result
pH	Within the range of 6 - 10	6.62
Suspended Solids	800 mg/L	660 mg/L
Biochemical Oxygen Demand (BOD) (5 days, 20 °C)	800 mg/L	710 mg/L
Chemical Oxygen Demand (COD)	2000 mg/L	960 mg/L
Oil & Grease	50 mg/L	40 mg/L
Sulphate	1000 mg/L	50 mg/L
Total Nitrogen	200 mg/L	48 mg/L
Total Phosphorus	50 mg/L	31.5 mg/L

Water Quality of Stormwater Discharge

- 5.8 Water quality of stormwater discharge was not monitored in November 2017 (see **Section 4.9** for details).

Sulphur Content in Bio Heating Oil

- 5.9 The monitoring result of sulphur content in Bio Heating Oil (BHO) is presented in **Table 5-4**. No exceedance of Limit Level was reported. Detailed monitoring result of sulphur content in Bio Heating Oil is presented in **Appendix H**.

Table 5-4 Monitoring Result of Sulphur Content in Bio Heating Oil

Sampling Date	Limit Level	Monitoring Result
18 November 2017	346 ppm	318 ppm

6 SUMMARY OF COMPLAINT AND PROSECUTION

6.1 6 environmental related complaints were received in November 2017. Details are tabulated in **Table 6-1**.

Table 6-1 Complaint Details

Complaint No.	Date	Complaint Details
COM-2017-11-009	17/11/2017	<p>EPD referred that a complaint was received regarding continuous dark smoke emission from Stack of Boiler on 14 Nov 2017 at 12:50pm.</p> <p>Investigation found that the steam boiler was tripped, which might cause dark smoke emission. The operator had stopped the production immediately, and carried out maintenance work to rectify the problem.</p>
COM-2017-11-010	20/11/2017	<p>EPD referred that a complaint was received regarding continuous dark smoke emission from Stack of Boiler on 18 Nov 2017 from 11:00am to noon (12:00).</p> <p>Investigation found that the steam boiler was tripped, which might cause dark smoke emission. The operator had stopped the production immediately, and carried out maintenance work to rectify the problem.</p>
COM-2017-11-011	21/11/2017	<p>EPD referred that employee of nearby plant complained ASB biodiesel plant emitting malodour continuously.</p> <p>Although investigation found no process upset during the week, the roller door of the sludge container room was impaired, which would emit malodour. The operator will fix the roller door.</p> <p>Nevertheless, regular odour monitoring (i.e. odour measurement at the Final Air Scrubber and odour patrol along Site boundary) did not report any exceedance event (except complaint) in this reporting month.</p> <p>Besides, joint site visit on 11th December 2017 carried out by ET & IEC identified several environmental deficiencies. Necessary actions were proposed to the operator, and the operator has been rectifying the deficiencies.</p>
COM-2017-11-012	23/11/2017	<p>EPD referred that a complainant complained ASB biodiesel plant emitting malodour across Chun Wang Street.</p> <p>Investigation found no process upset during the week. The impaired roller door of the sludge container room (COM-2017-11-011) hadn't been fixed. The operator will fix the roller door.</p> <p>Nevertheless, regular odour monitoring (i.e. odour measurement at the Final Air Scrubber and odour patrol along Site boundary) did not report any exceedance event (except complaint) in this reporting month.</p>

		Besides, joint site visit on 11 th December 2017 carried out by ET & IEC identified several environmental deficiencies. Necessary actions were proposed to the operator, and the operator has been rectifying the deficiencies.
COM-2017-11-013	29/11/2017	<p>EPD referred that a complainant at Tseung Kwan O Industrial Estate complained ASB biodiesel plant emitting malodour continuously, from Monday to Saturday, from 8:00am to 7:00pm. The complainant suspected that the odourous gas is toxic and causes air pollution. The complainant also pointed out that complaint on malodour was raised one year ago. Although the malodour was mitigated after EPD's follow-up action, the problem resumed after 2 weeks.</p> <p>Regular odour monitoring (i.e. odour measurement at the Final Air Scrubber and odour patrol along Site boundary) did not report any exceedance event (except complaint) since the commencement of the Project's operational phase.</p> <p>Nevertheless, during the year, site visits carried out by EPD and site audits carried out jointly by the operator, ET and IEC identified environmental deficiencies which would pose malodour problem. The recent joint site audit carried out by the operator, ET and IEC on 11th December 2017 identified several environmental deficiencies. Necessary actions were proposed to the operator, and the operator has been rectifying the deficiencies.</p> <p>Regarding the complainant suspected that the odourous gas is toxic, the investigation is still in progress.</p>
COM-2017-11-014	29/11/2017	<p>EPD referred that a complaint complained oily substances being discharged from an outfall near the roundabout at the western end of Chun Wang Street. The oily substances was suspected to be discharged from the ASB biodiesel plant.</p> <p>Investigation work has been carried out. A joint site visit on 11th December 2017 carried out by ET & IEC found oily substance being left near drainage channel, the operator is advised to 1.) clean up the oily substance; 2.) check and clean the oil interceptor; and 3.) clean the drainage system.</p>

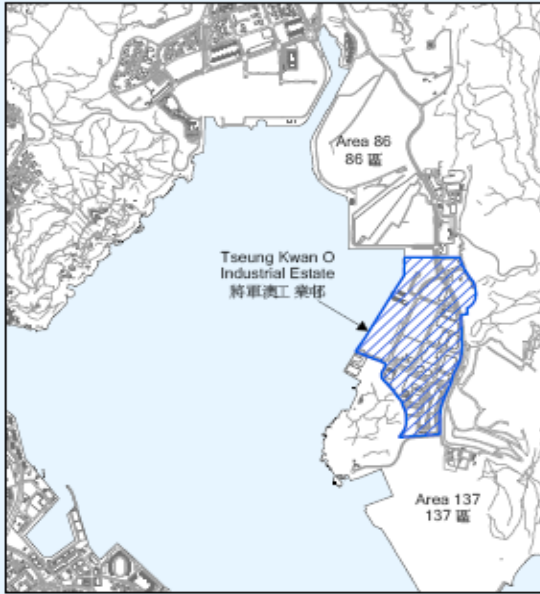
6.2 No prosecution or notification of summon was received in the reporting month.

6.3 There were 14 environmental complaint, 1 notification of summons, and 1 successful prosecutions received since the commencement of Project (operational phase). The Complaint Log is attached in **Appendix I**.


7 CONCLUSIONS

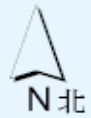
- 7.1 In November 2017, environmental monitoring and audit works were carried out in accordance with criteria and requirements listed in the Project EM&A Manual, Environmental Permit EP-319/2009D, Specified Process Licence L-25-019(1) and Water Pollution Control Ordinance Licence WT00022972-2015.
- 7.2 Monitoring of air quality, water quality and sulphur content in Bio Heating Oil were carried out at designated locations. 3 Action Level exceedances due to the complaints about unpleasant malodour received on 21st, 23rd and 29th November 2017 were recorded. Investigation for the events have been carried out, and measures were / will be recommended to counter the exceedance events. Nevertheless, since the testing reports of emission from stacks of boiler and process building are not ready upon the submission of this monthly EM&A report, the monitoring results of these stacks are not included in this monthly EM&A Report. The results will be included in the subsequent monthly EM&A Report.
- 7.3 As there was limited biogas production in November 2017, emission from stack of biogas flare cannot be sampled. Therefore, monitoring on emission form the stack was suspended in November 2017, and will be resumed in December 2017.
- 7.4 In total, there were 6 complaints received, with no environmental related prosecution or notification of summon was received in the reporting month.

FIGURES



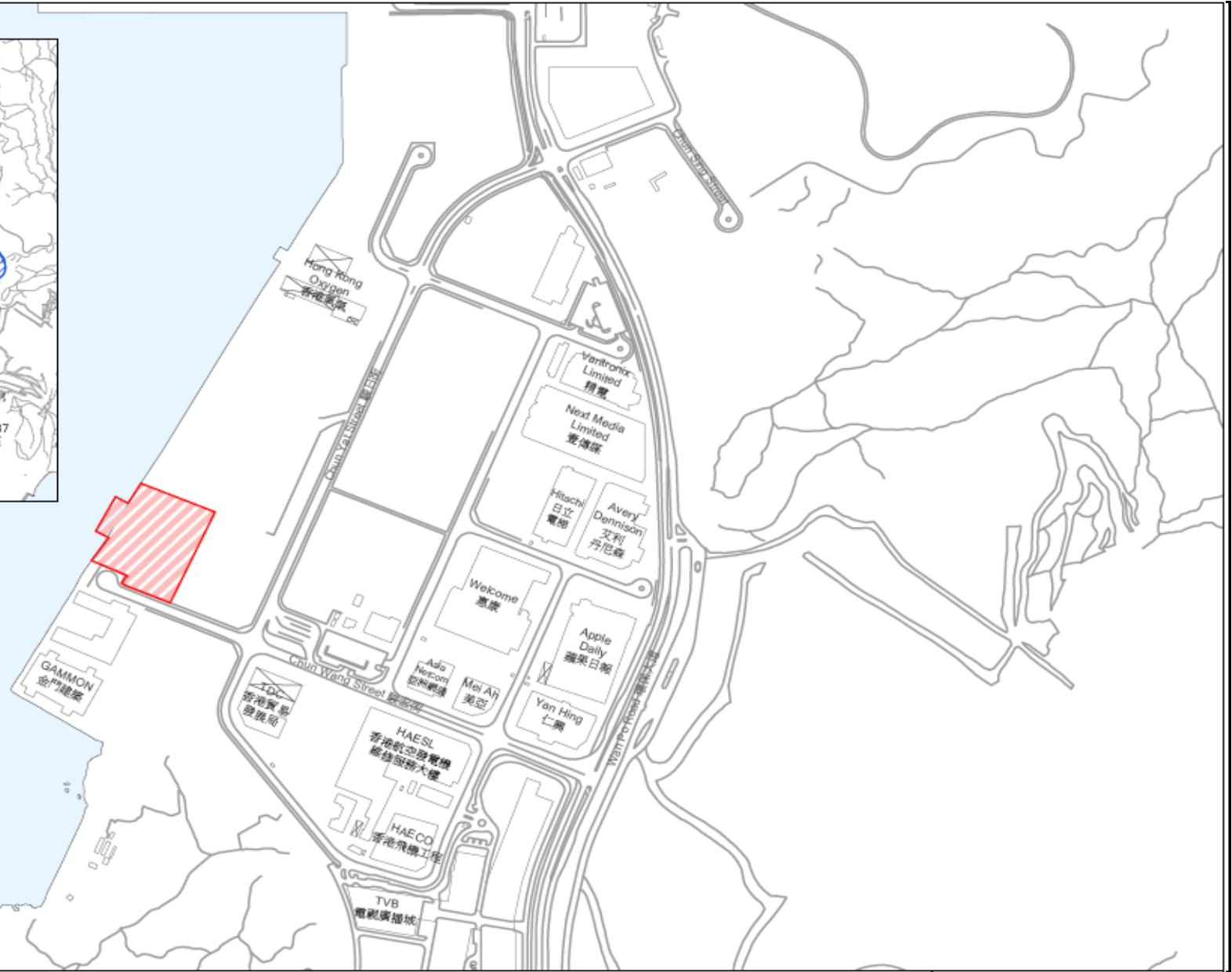
Key 圖例

 Proposed Site



Meters 米

0 100 200 400



Title Development of a Biodiesel Plant at Tseung Kwan O Industrial Estate

Location Plan

Scale

N.T.S

Project

No. MA15052

Date

MAY 2016

Figure

1.1



APPENDIX D
Air Quality Monitoring Report – Odour
Measurement at Final Air Scrubber

Technological and Higher Education Institute of Hong Kong 香港高等科技教育學院

THEi Building, 20A Tsing Yi Road, Tsing Yi Island, New Territories, Hong Kong

香港新界青衣島青衣路20A號 香港高等科技教育學院大樓

www.thei.edu.hk

Telephone No 電話

Facsimile No 傳真

Our Reference 本院檔號

Your Reference 來函檔號

The logo for Thei, consisting of the word "Thei" in a bold, black, sans-serif font. The letter "i" is red and has a red dot above it.

Member of VTC Group
VTC 機構成員

For ASB Biodiesel (Hong Kong) Limited

Odour Measurement at ASB Biodiesel Plant

8 November 2017

By Odour Research Centre

Faculty of Science and Technology
Technological and Higher Education Institute of Hong Kong
(Member of VTC Group)

1. Background

An odour assessment service was required by ASB Biodiesel (Hong Kong) Limited to collect odour samples at the final air scrubber and to conduct laboratory olfactometry analysis with the European Standard Method (EN13725).

2. Scope of the Work

The scope of the work is:

One sampling location was previously identified by the client. A total of two odour samples need to be collected at final air scrubber per month for a period of one year and the monthly report need to be submitted to the client.

- . to collect two odour samples at the final air scrubber and deliver the collected samples to laboratory for olfactometry analysis on 8 November 2017.
- . to conduct laboratory olfactometry analysis to determine the odour concentration of the collected odour samples;
- . to calculate the odour emission rate at the final air scrubber;
- . to prepare an analytical report.

3. Methodology

3.1 Odour Sampling

Odour gas sample is collected by a Sampling Device Standard consists of a vacuum container, which is evacuated by a vacuum pump. The sampling point and the standard sampler are connected by a probe. Due to the evacuation in the sampling device, the sample bag, inside the device, sucks in sample air via the probe. During this process, none of its components come into contact with the sample air due to the construction of the sampling device.



Odour Sampling System

3.2 Odour Measurement by Olfactometry

Odour concentration is determined by a Dynamic Olfactometer (TO9) in accordance with the European Standard Method (EN13725). This European Standard specifies a method for the objective determination of the odour concentration of a gaseous sample using dynamic olfactometry with human assessors and the emission rate of odours emanating from point sources, area sources with outward flow and area sources without outward flow. This European Standard is applicable to the measurement of odour concentration of pure substances, defined mixtures and undefined mixtures of gaseous odorants in air or nitrogen, using dynamic olfactometry with a panel of human assessors being the sensor. The unit of measurement is the odour unit per cubic metre: OU_E/m^3 . The odour concentration is measured by determining the dilution factor required to reach the detection threshold. The odour concentration at the detection threshold is defined as $1 \text{ OU}_E/\text{m}^3$. The odour concentration is then expressed in terms of multiples of the detection threshold. The range of measurement is typically from $2^2 \text{ OU}_E/\text{m}^3$ to $2^{17} \text{ OU}_E/\text{m}^3$ (excluding pre-dilution).



Olfactometer

3.3 Determination of Odour Emission Rate

The odour emission rate (OER) at the final air scrubber can be calculated by the following equation:

$$\text{OER (ou/s)} = \text{Odour concentration (ou/m}^3\text{)} \times \text{Cross section area of outlet (m}^2\text{)} \times \text{Outlet gas flow velocity (m/s)}.$$

4. Odour Sampling and Olfactometry Measurement

4.1 Sampling Activities

The odour sampling works was conducted on 8 November 2017 at the final air scrubber. A total of two odour samples were collected on the site and delivered to the Odour Research Centre of THEi

immediately.

During the odour sampling, the wind speed was measured on the outlet of final air scrubber. The location description and sampling condition are summarized in Table 1.

Table 1: Summary of sampling condition and results for olfactometry measurement

Location ID	Location description	Date	Time	Type	a (m ²)	V (m/s)	OC (OU _E /m ³)	OER (ou/s)
1	Final air scrubber	8 November 2017	10:40	A	0.0962	0.79	214	16.3
2	Final air scrubber	8 November 2017	10:45	A	0.0962	0.79	193	14.7

Remark: A: Ambient sampling; a: Cross section area of final air scrubber; V: Gas flow velocity from final air scrubber; OC: Odour concentration; OER: Odour emission rate from final air scrubber.

4.2 Olfactometry Measurement and Analytical Results

A total of two odour samples were transported to the Odour Research Centre of THEi. The olfactometry analysis was conducted within 24 hours after the sampling work using a dynamic olfactometer in accordance with the European Standard Method (EN13725). Four qualified panellists participated in the odour testing session, who were previously selected through a set of screening tests using a certified n-butanol gas (60 ppm/v) as a standard reference.

According to the odour concentration determined for each sample, the odour emission rates at the final air scrubber were calculated as follows:

$OER (ou/s) = \text{Odour concentration } (ou/m^3) \times \text{Cross section area of outlet } (m^2) \times \text{Outlet gas flow velocity } (m/s).$

The analytical results of odour concentrations and odour emission rate are summarized in Table 1.

The photos about the on-site sampling activity at the final air scrubber are presented below,



Final air scrubber




Final air scrubber

Prepared by:

KH NG

Signed:



Odour Research Centre at THEi



APPENDIX E
Air Quality Monitoring Report – Odour
Patrol

Technological and Higher Education Institute of Hong Kong 香港高等科技教育學院

THEi Building, 20A Tsing Yi Road, Tsing Yi Island, New Territories, Hong Kong

香港新界青衣島青衣路20A號 香港高等科技教育學院大樓

www.thei.edu.hk

Telephone No 電話

Facsimile No 傳真

Our Reference 本院檔號

Your Reference 來函檔號

The logo for Thei, consisting of the word "Thei" in a bold, black, sans-serif font. The letter "i" is red and has a red dot above it.

Member of VTC Group
VTC 機構成員

For ASB Biodiesel (Hong Kong) Limited

Odour Patrol at ASB Biodiesel Plant

15 November 2017

By Odour Research Centre

**Faculty of Science and Technology
Technological and Higher Education Institute of Hong Kong
(Member of VTC Group)**

1. Background

An odour patrol survey was required by ASB Biodiesel (Hong Kong) Limited to determine the odour intensity of ambient air at the boundary of ASB Biodiesel Plant during its operation period of the morning and the afternoon on 15 November 2017.

2. Scope of the Work

The scope of the work is:

This field odour survey includes the daily monitoring by a qualified odour panelist from THEi to record the instant weather conditions, to determine odour intensity and also to identify odour natures at each of five locations along with the boundary of the ASB Biodiesel Plant. The odour patrol exercise should be conducted two times per month for a period of one year and the monthly report need to be submitted to the client.

3. Methodology

- 3.1 The odour patrol means a simple judgment by observers patrolling and sniffing at the boundary of the ASB Biodiesel Plant to detect any odour at different time within operating hours.
- 3.2 One qualified odour panelist with his individual thresholds (n-butanol) complied with the requirement of the European Standard Method (EN13725) in the range of 20 to 80 ppb/v and a standard deviation of $R < 2.3$ should be selected to conduct the odour patrol work.
- 3.3 The panelist should be free from any respiratory diseases and normally do not work at or live in the area in the vicinity of the ASB Biodiesel Plant.
- 3.4 During each visit, the instant weather conditions should be measured using a portable environment anemometer (Lutron LM-8000) and recorded for references.
- 3.5 During odour patrol, the panelist should indentify the odour nature and determine the odour intensity at each location. The odour intensity can be expressed using an odour intensity scale, which is a verbal description of an odour sensation to which a numerical value is assigned at five different levels according to the following criteria:

0	Not detected	No odour perceived or an odour so weak that it can not be easily characterised or described
1	Slight	Identifiable odour, slight
2	Moderate	Identifiable odour, moderate
3	Strong	Identifiable, strong
4	Extreme	Severe odour

4. Odour Patrol Survey

- 4.1 Prior to the on-site odour survey, a site visit was conducted by an odour technician from the Odour Research Centre of THEi together with the staff from ASB Biodiesel (Hong Kong) Limited. During the site visit, five locations at the boundary of ASB Biodiesel Plant were identified for the odour patrol survey and are clearly marked in Figure 1.
- 4.2 One qualified odour panelist from THEi was selected as an observer to conduct the odour patrol, who participated in a set of screening tests using a certified n-butanol gas with their individual thresholds (n-butanol) complied with the requirement of the European Standard Method (EN13725) in the range of 20 to 80 ppb/v and a standard deviation of $R < 2.3$.
- 4.3 The odour patrol survey was conducted in the morning and the afternoon on 15 November 2017.
- 4.4 During each survey, the odour panelist recorded the weather conditions including prevailing weather, wind direction and wind speed, determined the odour intensity and also identified the odour nature at each location.
- 4.5 The illustrations about odour patrol activities at different locations are presented below:



1



2



3



4



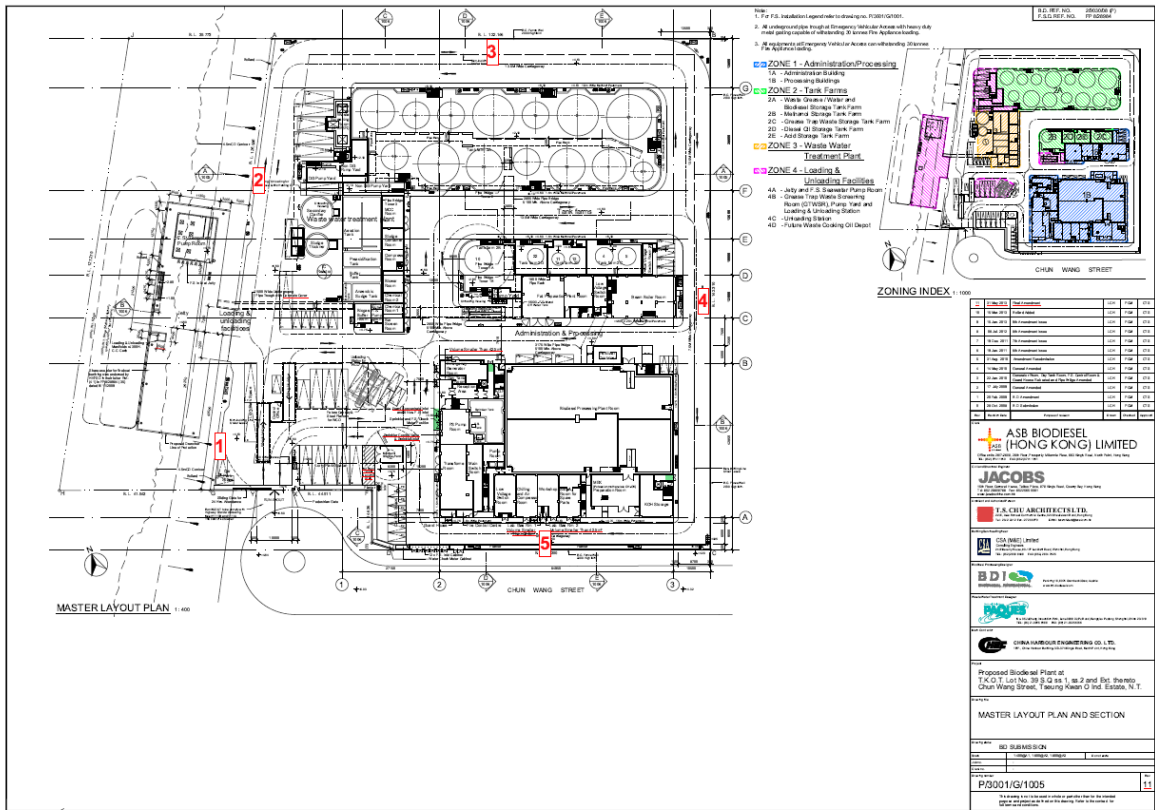
5

4.6 All odour patrol data and findings in two trips on 15 November 2017 are summarized in Table 1 as shown below:

Table 1: Summary of odour patrol survey data and findings

Date	Location	Time	Weather	Wind		Odour Intensity	Observations
				Speed (m/s)	Direction		Odour Nature
15 November 2017	1	10:38	Cloudy	2.6	NE	1	Oil and Grease
	2	10:42		3.3	NE	1~2	Oil and Grease
	3	10:47		2.5	NE	0	
	4	10:51		1.8	NE	0~1	Oil and Grease
	5	10:54		1.5	NE	0	
	1	12:22	Cloudy	1.7	NE	0~1	Oil and Grease
	2	12:26		2.9	NE	1~2	Oil and Grease
	3	12:31		1.8	NE	0	
	4	12:35		0.5	NE	0~1	Oil and Grease
	5	12:39		0.8	NE	0	

Figure 1: Five locations of odour patrol survey at the boundary of ASB Biodiesel Plant



Prepared by:

KH NG

Signed:



Odour Research Centre at THEi



APPENDIX F
Water Quality Monitoring Result – Effluent
from Wastewater Treatment Plant

TEST REPORT

SAMPLE DESCRIPTION : Stream 1, Water Pollution Control Ordinance (CAP. 358)
 Licence No.: WT00022972-2015

SAMPLE RECEIVED DATE : 13 November, 2017

TESTING DATE : 13 - 17 November, 2017

TEST RESULT :

TEST	METHOD	UNIT	LIMIT	RESULT
pH	/	/	6-10	6.62
TCOD	HACH Method 8000	mg/L	2000	960
Sulfate	HACH Method 10248	mg/L	1000	50
Total Nitrogen (as N)	HACH Method 10071	mg/L	200	48
Total Phosphorous (as P)	HACH Method 8190	mg/L	50	31.5
Total Suspended Solid	APHA 2540 D	mg/L	800	660
Oil & Grease	APHA 5520 B	mg/L	50	40
BOD ₅	APHA 5210 B	mg/L	800	710

For and on behalf of
 ASB BIODIESEL (HONG KONG) LTD



Authorized Signature



APPENDIX H
Test Result – Sulphur Content in Bio
Heating Oil



TEST REPORT

SAMPLE DESCRIPTION : Bio Heating Oil, Tank 21
SAMPLE RECEIVED DATE : 18 November, 2017
TESTING DATE : 18 November, 2017
TEST RESULT :

TEST	METHOD	UNIT	RESULT
Sulphur	EN ISO 20846: 2011	mg/kg	318

For and on behalf of
ASB BIODIESEL (HONG KONG) LTD




Authorized Signature

APPENDIX I
Complaint Log

APPENDIX I – COMPLAINT LOG

Reporting Month: November 2017

Log Ref.	Location	Received Date	Details of Complaint	Investigation/Mitigation Action	Status
COM-2016-09-001	Not Specified	24 th September, 2016	2 Gammon engineers complained about strong odour and oily discharge at 9:15 am	<p>The incident was due to the pump P101A was tripped and led to an overflow of wastewater at Influent Pit T101.</p> <p>According to the project proponent, at 8:45 am, high level alarm at Level Indicator of T101 was triggered and the water level in Influent Pit T101 was over 100%. Investigation found out that wastewater was flooding from Bar Screen Room to road because the pump P101A was not operating in the field (although the pump was indicated operating in Process Control System).</p> <p>Operator then immediately stopped the wastewater feeding to Influent Pit T101, and put sand bags around the stormwater grating outside the pedestrian walkway of Bar Screen Room to block wastewater leaking into storm water drainage. Afterwards, operator cleaned up the area. The problem was resolved at 10:30 am at the same day, and no irritation smell was sensed outside the project site.</p> <p>To prevent recurrence, the following measures are recommended:</p> <ul style="list-style-type: none"> - Cover the storm water grating outside the bar screen room pedestrian walkway by steel plate; - Modify the pump P101A temporary control circuit to feedback overload trip signal back to Process Control System. Maintenance will set up periodic inspection programme to monitor pump performance; and - Review the emergency handling procedures. 	Closed
COM-2016-10-002	Not Specified	5 th October, 2016	EPD referred that a councilor complained about constant smell released from the Project	<p>Investigation found out that housekeeping of the plant was unsatisfactory and improvements are required.</p> <p>Operator has improved housekeeping, including:</p> <ul style="list-style-type: none"> - Always keep the gate of the grease trap waste screening room closed; - Always keep sludge containers closed; - Frequent cleaning of drainage system; and - Always keep the work site clean and tidy 	Closed

Log Ref.	Location	Received Date	Details of Complaint	Investigation/Mitigation Action	Status
COM-2016-10-003	Not Specified	18 th October, 2016	EPD referred that a complaint on malodour from the Project was received on 11 th October 2016	Investigation found no process upset during that week. Operator has put the best effort housekeeping (e.g. keeping sludge containers and rooms closed and frequent cleaning of drainage system), and staff have been trained on housekeeping.	Closed
COM-2017-02-004	Not Specified	6 th February, 2017	EPD referred complaints from Drainage Service Department (DSD) and neighboring sites regarding the blockage of public sewerage system along Chun Wang Street. DSD reported to EPD that some oily substances and debris had blocked the sewerage system.	Investigation found similar substances (i.e. oily substances and debris) at the foul manhole within the Plant. Investigation also found that untreated effluent was discharged to a foul manhole within the Plant. Follow-up action (i.e. cleaning of internal sewerage system, from FMH01 to TFMH01) was carried out in early February. In addition, operator has put the best effort (e.g. carry out staff training) to ensure that all effluent are treated properly by wastewater treatment facilities before discharge.	Closed
COM-2017-07-005	Not Specified	4 th July, 2017	EPD referred that resident of LOHAS Park complained operation of ASB plant caused noise nuisance (low frequency machinery noise continuously round the clock) and emitted unpleasant malodour on 19 June, 2017.	<u>Noise Nuisance</u> Since there are other noise sources which operate continuously round the clock (e.g. cooling tower from other buildings) between the Project Site and LOHAS Park, the noise nuisance could be due to other noise sources. In addition, investigation found no process upset on that day. Considering the long distance (at least 900m) between the Project Site and LOHAS Park, the noise nuisance may not be caused by the operator. <u>Unpleasant Malodour</u> Investigation found no process upset during the week. Since the regular odour monitoring (i.e. odour measurement at the Final Air Scrubber and odour patrol along Site boundary) did not report any exceedance event (except this complaint) in June and July 2017, the unpleasant malodour may not be caused by the Project considering the long distance (at least 900m) between the Project Site and LOHAS Park. Operator has, and will, put the best effort housekeeping (e.g. keeping sludge containers and rooms closed and frequent cleaning of drainage system) to minimize odour nuisance.	Closed

Log Ref.	Location	Received Date	Details of Complaint	Investigation/Mitigation Action	Status
COM-2017-07-006	Stack of Boiler	4 th July, 2017	EPD referred that a complaint on continuous dark smoke emission from Stack of Boiler on 30 June, 2017 at about 6 pm.	Investigation found that a Pressure Control Valve had malfunctioned, causing unsteady oil flow into burner. This led to a low air to fuel ratio which ultimately led to dark smoke emission. The Valve was repaired on 1 st July 2017 morning, and no dark smoke was emitted.	Closed
COM-2017-10-007	Not Specified	6 th October 2017	EPD referred that employee of nearby plant (Chun Wang Street, Tseung Kwan O Industrial Estate) complained ASB biodiesel plant emitting malodour continuously.	Investigation found no process upset during the week. Regular odour monitoring (i.e. odour measurement at the Final Air Scrubber and odour patrol along Site boundary) did not report any exceedance event (except complaint) in this reporting month. Nevertheless, as joint site visit on 1 st November 2017 carried out by ET & IEC identified several environmental deficiencies. Necessary actions were proposed to the operator, and the operator has been rectifying the deficiencies.	Ongoing
COM-2017-10-008	Not Specified	17 th October 2017	EPD referred that employee of nearby plant (Chun Wang Street, Tseung Kwan O Industrial Estate) complained ASB biodiesel plant emitting malodour from 7:15am to afternoon on 12 Oct 2017 and from 7:50am to afternoon on 13 Oct 2017.	Investigation found no process upset during the week. Regular odour monitoring (i.e. odour measurement at the Final Air Scrubber and odour patrol along Site boundary) did not report any exceedance event (except complaint) in this reporting month. Nevertheless, as joint site visit on 1 st November 2017 carried out by ET & IEC identified several environmental deficiencies. Necessary actions were proposed to the operator, and the operator has been rectifying the deficiencies.	Ongoing
COM-2017-11-009	Stack of Boiler	17 th November 2017	EPD referred that a complaint was received regarding continuous dark smoke emission from Stack of Boiler on 14 Nov 2017 at 12:50pm.	Investigation found that the steam boiler was tripped, which might cause dark smoke emission. The operator had stopped the production immediately, and carried out maintenance work to rectify the problem.	Ongoing

Log Ref.	Location	Received Date	Details of Complaint	Investigation/Mitigation Action	Status
COM-2017-11-010	Stack of Boiler	20 th November 2017	EPD referred that a complaint was received regarding continuous dark smoke emission from Stack of Boiler on 18 Nov 2017 from 11:00am to noon (12:00).	Investigation found that the steam boiler was tripped, which might cause dark smoke emission. The operator had stopped the production immediately, and carried out maintenance work to rectify the problem.	Ongoing
COM-2017-11-011	Not Specified	21 st November 2017	EPD referred that employee of nearby plant complained ASB biodiesel plant emitting malodour continuously.	Although investigation found no process upset during the week, the roller door of the sludge container room was impaired, which would emit malodour. The operator will fix the roller door. Nevertheless, regular odour monitoring (i.e. odour measurement at the Final Air Scrubber and odour patrol along Site boundary) did not report any exceedance event (except complaint) in this reporting month. Besides, joint site visit on 11 th December 2017 carried out by ET & IEC identified several environmental deficiencies. Necessary actions were proposed to the operator, and the operator has been rectifying the deficiencies.	Ongoing
COM-2017-11-012	Not Specified	23 th November 2017	EPD referred that a complainant complained ASB biodiesel plant emitting malodour across Chun Wang Street.	Investigation found no process upset during the week. The impaired roller door of the sludge container room (COM-2017-11-011) hadn't been fixed. The operator will fix the roller door. Nevertheless, regular odour monitoring (i.e. odour measurement at the Final Air Scrubber and odour patrol along Site boundary) did not report any exceedance event (except complaint) in this reporting month. Besides, joint site visit on 11 th December 2017 carried out by ET & IEC identified several environmental deficiencies. Necessary actions were proposed to the operator, and the operator has been rectifying the deficiencies.	Ongoing
COM-2017-11-013	Not Specified	29 th November 2017	EPD referred that a complainant at Tseung Kwan O Industrial Estate complained ASB biodiesel plant emitting malodour continuously, from Monday to Saturday, from 8:00am to 7:00pm. The complainant	Regular odour monitoring (i.e. odour measurement at the Final Air Scrubber and odour patrol along Site boundary) did not report any exceedance event (except complaint) since the commencement of the Project's operational phase. Nevertheless, during the year, site visits carried out by EPD and site audits carried out jointly by the operator, ET and IEC identified environmental deficiencies which would pose malodour problem. The recent joint site audit carried out by the operator, ET and IEC on 11 th Decmber 2017 identified several environmental deficiencies.	Ongoing

Log Ref.	Location	Received Date	Details of Complaint	Investigation/Mitigation Action	Status
			<p>suspected that the odourous gas is toxic and causes air pollution. The complainant also pointed out that complaint on malodour was raised one year ago. Although the malodour was mitigated after EPD's follow-up action, the problem resumed after 2 weeks.</p>	<p>Necessary actions were proposed to the operator, and the operator has been rectifying the deficiencies.</p> <p>Regarding the complainant suspected that the odourous gas is toxic, the investigation is still in progress.</p>	
COM-2017-11-014	Not Specified	29 th November 2017	<p>EPD referred that a complaint complained oily substances being discharged from an outfall near the roundabout at the western end of Chun Wang Street. The oily substances was suspected to be discharged from the ASB biodiesel plant.</p>	<p>Investigation work has been carried out. A joint site visit on 11th December 2017 carried out by ET & IEC found oily substance being left near drainage channel, the operator is advised to 1.) clean up the oily substance; 2.) check and clean the oil interceptor; and 3.) clean the drainage system.</p>	Ongoing