

Room 723 & 725, 7/F, Block B,
Profit Industrial Building,
1-15 Kwai Fung Crescent, Kwai Fong,
Hong Kong

Tel : +852-2450 8238
Fax : +852-2450 8032
E-mail : mcl@fugro.com.hk
Website : www.materialab-consultant.com

Date : 24 April 2018

Our Ref. : MCL/ED/0193/2018/C

The EIA Ordinance Register Office,
Environmental Protection Department
27/F., Southorn Centre,
130 Hennessy Road,
Wanchai, Hong Kong

BY HAND

Attn.: Mr. Matthew Tang

Dear Sir,

**Agreement No. CE 21/2014 (EP)
Environmental Monitoring and Audit (EM&A) for Operation of
Tai Po Sewage Treatment Works Stage V Phase 2B – Investigation
EP Condition 6.6 – Monthly EM&A Report**

Pursuant to Condition 6.6 of the Environmental Permit (EP No. EP-265/2007/A) for the captioned contract, we are pleased to submit the certified Monthly EM&A Report for March 2017 for your retention.

Should you require further information, please do not hesitate to contact our Mr. Vincent Lu at 3565 4371 or the undersigned at 3565 4114.

Assuring you of our best attention at all times.

Yours faithfully,
for and on behalf of
MATERIALAB – WASTE
& ENVIRONMENTAL TECHNOLOGIES JOINT VENTURE



Colin Yung
Environmental Team Leader

CY/vl

c.c. DSD – Ms. Suki Pun
Mott MacDonald – Ms. Dulcie Chan, Mr. Thomas Chan

Mr. LEUNG Wing Yuen
Chief Engineer/Sewerage Projects
Drainage Services Department
Projects and Development Branch
Sewerage Projects Division
44/F, Revenue Tower,
5 Gloucester Road,
Wan Chai, Hong Kong

Our Reference
TC/DC/dc/377000/03/02/L
-021

20/F AIA Kowloon Tower
Landmark East
100 How Ming Street
Kwun Tong
Kowloon
Hong Kong

T +852 2828 5757
F +852 2827 1823
mottmac.hk

Contract No. SPW 09/2016
Independent Environmental Checker for Environmental Monitoring and Audit
for Operation of Tai Po Sewage Treatment Works Stage 5 Phase 2B
EP Condition 6.6 – Monthly EM&A Report

23 April 2018

Dear Sir,

With reference to the ET's letter ref: MCL/ED/0178/2018/C dated 19 April 2018 associated with the revised Monthly EM&A Report for March 2017 (submitted on 18 April 2018), we have no further comment.

This letter serves as verification of the captioned submission in line with the requirements as set out in the EM&A Manual.

Should you have any queries, please feel free to contact the undersigned at 2828 5970.

Yours faithfully
FOR MOTT MACDONALD HONG KONG LIMITED



Dulcie Chan
Independent Environmental Checker
T 2828 5970
Dulcie.Chan@mottmac.com

Room 723 & 725, 7/F, Block B,
Profit Industrial Building,
1-15 Kwai Fung Crescent, Kwai Fong,
Hong Kong
Tel : +852-2450 8238
Fax : +852-2450 8032
E-mail : mcl@fugro.com.hk
Website : www.materialab-consultant.com

Date : 19 April 2018

Our Ref. : MCL/ED/0178/2018/C

Mott MacDonald Hong Kong Limited
20/F, AIA Kowloon Tower
Landmark East
100 Hau Ming Street
Kwun Tong, Kowloon
Hong Kong

BY HAND

Attn.: Ms. Dulcie Chan, IEC

Dear Madam,

**Agreement No. CE 21/2014 (EP)
Environmental Monitoring and Audit (EM&A) for Operation of
Tai Po Sewage Treatment Works Stage V Phase 2B – Investigation
EP Condition 6.6 – Monthly EM&A Report**

Pursuant to Condition 6.6 of the Environmental Permit (EP No. EP-265/2007/A) for the captioned contract, we are pleased to submit the certified Monthly EM&A Report for March 2017 for your onward submission.

Should you require further information, please do not hesitate to contact our Mr. Vincent Lu at 3565 4371 or the undersigned at 3565 4114.

Assuring you of our best attention at all times.

Yours faithfully,
for and on behalf of
MATERIALAB – WASTE
& ENVIRONMENTAL TECHNOLOGIES JOINT VENTURE



Colin Yung
Environmental Team Leader

CY/vl

Encl.

MATERIALAB – Waste & Environmental Technologies Joint Venture

Room 723 & 725, 7/F, Block B,
Profit Industrial Building,
1-15 Kwai Fung Crescent, Kwai Fong,
Hong Kong.

Tel : (852)-24508238
Fax : (852)-24508032
Email : mcl@fugro.com

Materialab

Report No.: 0151/15/ED/0984

**MONTHLY ENVIRONMENTAL MONITORING & AUDIT
REPORT**

March 2017

Client : Drainage Services Department

Project : Agreement No. CE 21/2014(EP)
Environmental Monitoring and Audit
(EM&A) for Operation of Tai Po Sewage
Treatment Works Stage V Phase 2B –
Investigation

Report No. : 0151/15/ED/0984

Prepared by: Vincent Lu & Kelvin Kwong

Certified by:



Colin Yung
Environmental Team Leader

Report No.: 0151/15/ED/0984

CONTENTS

EXECUTIVE SUMMARY	1
1. INTRODUCTION	2
2. AIR QUALITY MONITORING	3
3. MARINE WATER QUALITY MONITORING	6
4. ADVICE ON THE SOLID AND LIQUID WASTE MANAGEMENT STATUS	7
5. IMPLEMENTATION STATUS OF ENVIRONMENTAL MITIGATION MEASURES.....	8
6. SUMMARY OF COMPLAINTS, NOTIFICATION OF SUMMONS AND SUCCESSFUL PROSECUTIONS	9
7. CONCLUSION AND RECOMMENDATIONS.....	10

FIGURES

Figure 2.1 Air Quality (H₂S) Monitoring Stations

APPENDICES

Appendix A	Project Organization Chart
Appendix B	Monitoring Schedule
Appendix C	Event / Action Plan for Air Quality Monitoring (Operation Phase)
Appendix D	Calibration Certificates
Appendix E	Air Quality (H ₂ S) Monitoring Data and Graphical Plots
Appendix F	Site Record
Appendix G	Implementation Schedule of Environmental Mitigation Measures (EMIS) for operation phase
Appendix H	Chemical Waste Producer Registration License

Report No.: 0151/15/ED/0984

EXECUTIVE SUMMARY

This Monthly Environmental Monitoring and Audit (EM&A) Report is prepared for Agreement No. CE 21/2014 (EP) – “Environmental Monitoring and Audit for Operation of Tai Po Sewage Treatment Works Stage V Phase 2B – Investigation” (hereafter referred to as “the Assignment”) for the Drainage Services Department (DSD) of Hong Kong Special Administrative Region. MaterialLab – Waste & Environmental Technologies Joint Venture (hereafter referred to as “MLAB”) was appointed as the Environmental Team by DSD.

The Assignment is part of the Tai Po Sewage Treatment Works (TPSTW) Stage V extension (hereinafter referred as “the Project”) which is a Designated Project under Schedule 2 of the Environmental Impact Assessment (EIA) Ordinance (Cap. 499) and for which an EIA Report (Register No. AEIAR-145/2009) was prepared and approved. The Environmental Permit (EP) for TPSTW Stage V, namely No. EP-265/2007 was issued in March 2007. A Variation Environmental Permit (VEP) EP-265/2007/A was issued on 30 April 2014. These documents are available through the EIA Ordinance Register.

Commencement of the Assignment took place on 9 June 2015 while the operation phase of EM&A programme commenced on 1 March 2016.

This is the thirteenth Monthly EM&A Report for the Assignment which summaries the progress of the EM&A programme during the reporting period from 1 March 2017 to 31 March 2017 (the “reporting period”). The monthly EM&A programme was undertaken in accordance with the EM&A Manual for TPSTW Stage V. According to the EM&A Manual, air quality and marine water quality are the key environmental concerns from the Project.

Breaches of Action and Limit Levels

Air quality monitoring was carried out from 30 March 2017 to 31 March 2017. Exceedances of Action/Limit levels at one ASRs (AS4) were recorded.

There was no marine water quality impact monitoring and seawater intake monitoring conducted during this reporting period and therefore, no marine water quality monitoring and seawater intake monitoring result is reported.

Complaint Log

There were no complaints received in relation to the environmental impact during the reporting period.

Notifications of Summons and Successful Prosecutions

There were no notifications of summons or prosecutions received during this reporting period.

Reporting Changes

There was no reporting change during the reporting period.

Future key issues

There were no construction activities and no future key issue is reported during this reporting period.

Report No.: 0151/15/ED/0984

1. INTRODUCTION

1.1 Background

1.1.1 Tai Po Sewage Treatment Works (TPSTW) is located within the Tai Po Industrial Estate. It currently comprises four Stages: I, II, IVA and IVB works. The TPSTW Stage V aims to upgrade the existing TPSTW to provide additional sewage treatment capacity from the present design flow of 88,000 m³/day to 130,000 m³/day to meet the demands of both existing and future developments and to meet the revised discharge license requirements. The TPSTW Stage V will be implemented in two phases, i.e. Phase 1 and Phase 2. The design capacity of Phase 1 is 100,000 m³/day and Phase 2 is 130,000 m³/day.

1.1.2 The TPSTW Stage V is a Designated Project under the Environmental Impact Assessment Ordinance (Cap. 449). A study of Environmental Impact Assessment has been carried out to evaluate the environmental impacts associated with the project. An EIA Report and Environmental Monitoring and Audit (EM&A) Manual were approved by the Environmental Protection Department on 28 October 2004. An Environmental Permit (EP) No. EP-202/2007 and a Variation Environmental Permit (VEP) No. EP-202/2007A were issued on 22 March 2007 and 30 April 2014 for TPSTW Stage V Phase 2B (hereafter referred to as “the Project”) to DSD as the Permit Holder. The EP stipulates that an EM&A programme is required to ensure the mitigation measures recommended in the EIA Report and the EM&A Manual, are implemented during the construction and operation of the Project.

1.2 Project Description

1.2.1 Materialab – Waste and Environmental Technologies Joint Venture (MLAB) was commissioned by DSD to undertake the EM&A services of the Project including Odour Monitoring, Odour Complaint Register and Marine Water Quality Monitoring during the operation phase, under the Agreement No. CE 21/2014 (EP) Environmental Monitoring and Audit for Tai Po Sewage Treatment Works Stage V Phase 2B – Investigation (hereafter referred to as “the Assignment”).

1.3 Project Organisation

1.3.1 The Project Organisation for Environmental Works is shown in **Appendix A**. The contact person and telephone numbers of key personnel for the captioned project are shown in **Table 1.1**.

Table 1.1 Contact Persons and Telephone Numbers of Key Personnel

Party	Role	Position	Contact Person	Telephone No.	Fax No.
DSD	SP Division	Engineer	Ms. Suki Pun	2594 7472	2519 3615
Mott MacDonald	IEC	IEC	Ms. Dulcie Chan	2828 5970	2827 1823
MLAB	Environmental Team	Environmental Team Leader	Mr. Colin Yung	3565 4114	2450 8032

Report No.: 0151/15/ED/0984

2. AIR QUALITY MONITORING

2.1 Methodology

2.1.1 The H₂S analyzer, type Jerome 631-X, was used for the air quality monitoring. The analyzer is capable of measuring H₂S concentration in the range of 1 ppb to 50 ppm, with a resolution of 1 ppb. The analyzer operates within a temperature range of 0°C to 40°C, at an air flow rate of 0.15 L/min. Grab air sample is drawn by built-in suction pump of the analyzer and passes through a gold film sensor. The electrical resistance of the gold film changes according to the change in mass of hydrogen sulphide in the gas sample. **Table 2.1** summaries the equipment used in air quality (H₂S) monitoring.

Table 2.1 Equipment for Air Quality (H₂S) Monitoring

Equipment	Manufacturer / Model	Serial Number	Sensor Number	Calibration Date	Next Calibration Date
Gold Film Hydrogen Sulphide Analyzer	JEROME X631 0003	2966	14-11-23-R2D	24 June 2016	23 June 2017
Gold Film Hydrogen Sulphide Analyzer	JEROME X631 0003	2967	16-4-13-V2DS	23 June 2016	22 June 2017

2.2 Monitoring Locations

2.2.1 Five monitoring stations were set up inside and outside of TPSTW. **Table 2.2** and **Figure 2.1** show the description and location of the H₂S monitoring stations. The level for odour monitoring agreed with the DSD and EPD is 1.5m from the ground.

Table 2.2 Air Quality (H₂S) Monitoring Stations

ID No.	EM&A Ref.	Monitoring Location	Description
PRI 203 ¹	OSM1	Stage I/II Primary Sedimentation Tank	Source
PRI 401 ¹	OSM2	Stage IV Primary Sedimentation Tank	Source
AS 12 ^{1,2}	OAM1	Government Staff Quarter (Inside)	ASR
AS 4 ^{1,2}	OAM2	Interpac Containers Ltd (Outside)	ASR
AS 11 ^{1,2}	OAM3	Watson's Water Centre (Outside)	ASR

¹EIA Reference No.

²Air Sensitive Receiver

2.3 Monitoring Frequency and Duration

2.3.1 The sampling duration and frequency of air quality (H₂S) monitoring is summarised in **Table 2.3**.

Table 2.3 Air Quality (H₂S) Monitoring Programme

Sampling Duration	Frequency	
24 hour	Year 1	Once every three months after operation of Stage V Phase 2B works; frequency would increase to monthly interval if exceedances are recorded.
	Year 2 and Year 3	Once every six months after operation of Stage V Phase 2B works; frequency would increase to monthly interval if exceedances are recorded.

Report No.: 0151/15/ED/0984

2.3.2 A 15-min integrated gaseous H₂S sample was collected every 3 hours for a period of 24 hours at the monitoring locations. Maximum and minimum H₂S levels for each monitoring station were recorded.

2.3.3 The monitoring schedule for the present and next reporting period is provided in **Appendix B**.

2.4 Action / Limit Level

2.4.1 **Table 2.4** shows the Action and Limit Levels for air quality (H₂S) monitoring at ASRs.

Table 2.4 Action and Limit Levels for Air Quality Monitoring at ASRs

Monitoring Stations	Action Level	Limit Level*
AS12: Government Staff Quarter	2.5 ppb	2.5 ppb
AS4: Interpac Containers Limited		
AS1: Watson's Water Centre		

*Limit Level at ASRs only.

2.4.2 The event and action plan for air quality monitoring is provided in **Appendix C**.

2.5 Quality Assurance / Quality Control

2.5.1 In order to ensure the analyzer is functioning properly, manual sensor regeneration and zero adjustment were performed before each set of odour monitoring.

2.5.2 Calibration of the analyzer is conducted every year at the laboratory of the manufacturer. The calibration certificates for the analyzers are shown in **Appendix D**.

2.5.3 To obtain accurate results from the H₂S monitoring at Stage IV Primary Sedimentation Tanks, sulphide formation at the bottom shall be cleaned and minimised.

2.6 Monitoring Results and Observations

2.6.1 The tenth odour impact monitoring was carried out from 30 March 2017 to 31 March 2017 after the commissioning of the Project.

2.6.2 The meteorological data including temperature, wind speed and direction of the monitoring period obtained from the HKO's Tai Po weather station is summarised in **Table 2.5**.

Table 2.5 Summary of meteorological data of the monitoring period#

Date	Mean Temperature(° C)	Prevailing Wind Direction	Mean Wind speed (km/h)
30 March	21.4	South East	10.7
31 March	19.7	South East	8.6

The meteorological data was extracted from the website of HKO.

2.6.3 The monitoring results are summarised in **Table 2.6**. Graphical plots of results and details of monitoring data are shown in **Appendix E** (24-hour average, maximum and minimum H₂S concentration) and **Appendix F** (site record).

Report No.: 0151/15/ED/0984

Table 2.6 Summary of Monitoring Results

ID No.	EM&A Ref.	Monitoring Location	24-hour Average H ₂ S Concentration (ppb)
PRI203 ¹	OSM1	Stage I Primary Sedimentation Tank	25
PRI401 ¹	OSM2	Stage IV Primary Sedimentation Tank	25.7
AS12 ^{1,2}	OAM1	Government Staff Quarter (Inside)	1.7
AS4 ^{1,2}	OAM2	Interpac Containers Ltd (Outside)	16.3
AS1 ^{1,2}	OAM3	Watson's Water Centre (Outside)	1.4

¹EIA Reference No.

²Air Sensitive Receiver

2.6.4 Comparison of the average H₂S concentration for ASRs and the corresponding Action/Limit levels established in the odour baseline study is shown in **Table 2.7**.

Table 2.7 Comparison of Average H₂S Concentration with Action/Limit Levels

Location	H ₂ S Concentration (ppb)			Exceedance	
	Odour Impact monitoring	Action Level	Limit Level	Action Level	Limit Level
AS12	1.7	2.5	2.5	N	N
AS4	16.3	2.5	2.5	Y	Y
AS1	1.4	2.5	2.5	N	N

- 2.6.5 Exceedances of A/L levels of 2.5 ppb H₂S concentration at one Air Sensitive Receivers (AS4) were recorded.
- 2.6.6 Odour mitigation measures such as the use of weir launders at Stage I/II and Stage IV Primary Sedimentation Tanks and addition of chemical (calcium nitrate) at Tai Yuen Sewage Pumping Station Package No. 4 were implemented during the odour impact monitoring. However, exceedances of A/L levels of H₂S were resulted.
- 2.6.7 Even though specific sources of odour that would contribute to the odour nuisance at ASRs was not observed in this monitoring exercise. It is important to consider the location and surrounding environment of the Tai Po Sewage Treatment Works. Located at the Tai Po Industrial Estate, the TPSTW is surrounded by different industrial buildings. Exceedances of A/L levels at ASRs might be attributed to other sources such as nearby Refuse Collection Station and the industrial nature of the surrounding environment. These potential sources may cause odour nuisance to the Air Sensitive Receivers and hence, the high H₂S levels measured at ASRs may be contributed by the emissions from sources other than that of the TPSTW.
- 2.6.8 In accordance with the Event and Action Plan for Operation Phase Air Quality Monitoring, the following actions have been taken in response to the exceedance of limit level.
- 2.6.9 The ET had repeated measurement to confirm exceedance. Then they had tried to identify the causes of exceedance and took photos for record. The operation team and DSD/SPD had been notified immediately when exceedance was recorded. After finishing the odour monitoring, the operation team was reminded to have better housekeeping of the TPSTW.

Report No.: 0151/15/ED/0984

3. MARINE WATER QUALITY MONITORING

3.1 Monitoring Requirements

Tolo Harbour Marine Water Quality Impact Monitoring

- 3.1.1 There was no marine water quality impact monitoring conducted during the reporting period and therefore, no marine water quality monitoring result is reported.

Water Quality Monitoring at Seawater Intakes

- 3.1.2 There was no water quality monitoring conducted during the reporting period and therefore, no water quality monitoring result is reported.

Report No.: 0151/15/ED/0984

4. ADVICE ON THE SOLID AND LIQUID WASTE MANAGEMENT STATUS

- 4.1.1 TPSTW had registered as a chemical waste producer for this Project. The license number of Chemical Waste Producer Registration is 0014-727-D2226-15 which is presented in **Appendix H**.
- 4.1.2 TPSTW is reminded that chemical waste should be properly handled and stored temporarily in designated chemical waste storage area on site in accordance with the Code of Practice on the Packaging, Labelling and Storage of Chemical Wastes. TPSTW should also engage a licensed waste collector to collect the chemical waste for proper disposal.
- 4.1.3 Sludge cake of TPSTW was temporarily stored within the dewatering house. Normally, all the sludge cake was disposed to Sludge Treatment Facility (STF). If STF breaks down, the sludge cake will be disposed to WENT landfill.

Report No.: 0151/15/ED/0984

5. IMPLEMENTATION STATUS OF ENVIRONMENTAL MITIGATION MEASURES

- 5.1.1 A summary of the Implementation Schedule of Environmental Mitigation Measures (EMIS) for operation phase is presented in Appendix G. Most of the necessary mitigation measures at this stage of works were implemented properly.
- 5.1.2 Implementation status of operational landfill gas monitoring was confirmed with operation team of TPSTW. There is no accumulation of landfill gas at area for normal occupation inside TPSTW. When confined space works were being conducted, gas monitoring was performed before entry in accordance with Code of Practice on Safety and Health at Work in Confined Spaces.

Report No.: 0151/15/ED/0984

6. SUMMARY OF COMPLAINTS, NOTIFICATION OF SUMMONS AND SUCCESSFUL PROSECUTIONS

6.1.1 There was no complaint received in relation to the environmental impact or notifications of summons or prosecutions received during this reporting period.

Report No.: 0151/15/ED/0984

7. CONCLUSION AND RECOMMENDATIONS

- 7.1.1 The tenth odour impact monitoring was carried out from 30 March 2017 to 31 March 2017 during this reporting period in accordance with the EM&A requirements.
- 7.1.2 Air quality monitoring of hydrogen sulphide (H₂S) was conducted at five monitoring stations including three Air Sensitive Receivers around TPSTW. Exceedances of A/L levels of 2.5 ppb at one ASRs (AS4) were recorded.
- 7.1.3 There was no marine water quality impact monitoring conducted during this reporting period and therefore, no marine water quality impact monitoring result is reported.
- 7.1.4 There was no water quality monitoring conducted during this reporting period and therefore, no water quality monitoring result is reported.

MATERIALAB – Waste & Environmental Technologies Joint Venture

Room 723 & 725, 7/F, Block B,
Profit Industrial Building,
1-15 Kwai Fung Crescent, Kwai Fong,
Hong Kong.

Tel : (852)-24508238
Fax : (852)-24508032
Email : mcl@fugro.com

MaterialLab

Report No.: 0151/15/ED/0984

Figure 2.1

Air Quality (H2S) Monitoring Stations

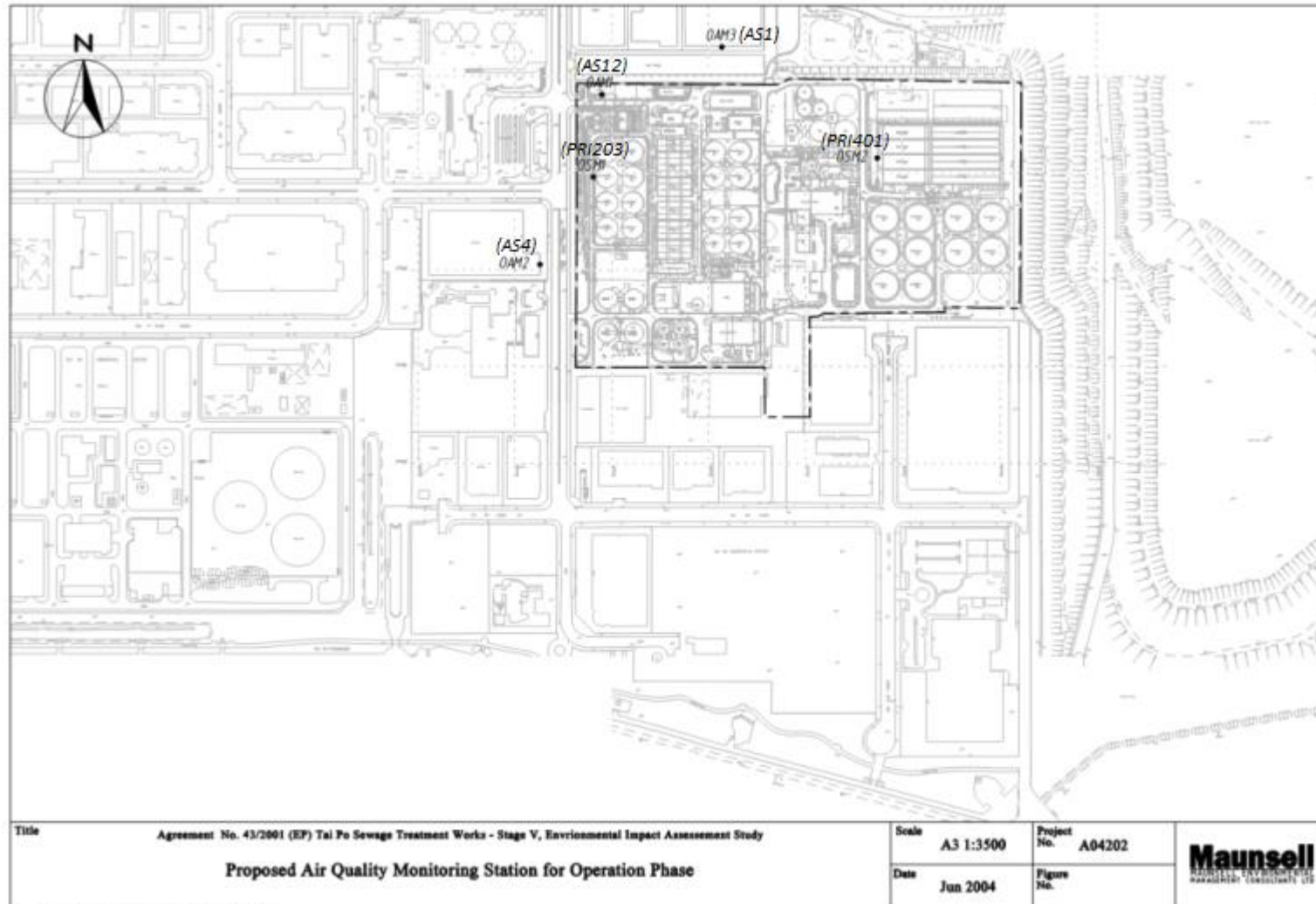
MaterialLab – Waste & Environmental Technologies Joint Venture

Room 723 & 725, 7/F, Block B,
 Profit Industrial Building,
 1-15 Kwai Fung Crescent, Kwai Fong,
 Hong Kong.

Tel : (852)-24508238
 Fax : (852)-24508032
 Email : mcl@fugro.com



Report No.: 0151/15/ED/0984



The copyright of this document is owned by MaterialLab – Waste & Environmental Technologies Joint Venture. It may not be reproduced except with prior written approval from the Company.

MATERIALAB – Waste & Environmental Technologies Joint Venture

Room 723 & 725, 7/F, Block B,
Profit Industrial Building,
1-15 Kwai Fung Crescent, Kwai Fong,
Hong Kong.

Tel : (852)-24508238
Fax : (852)-24508032
Email : mcl@fugro.com

MaterialLab

Report No.: 0151/15/ED/0984

Appendix A

Project Organisation Chart

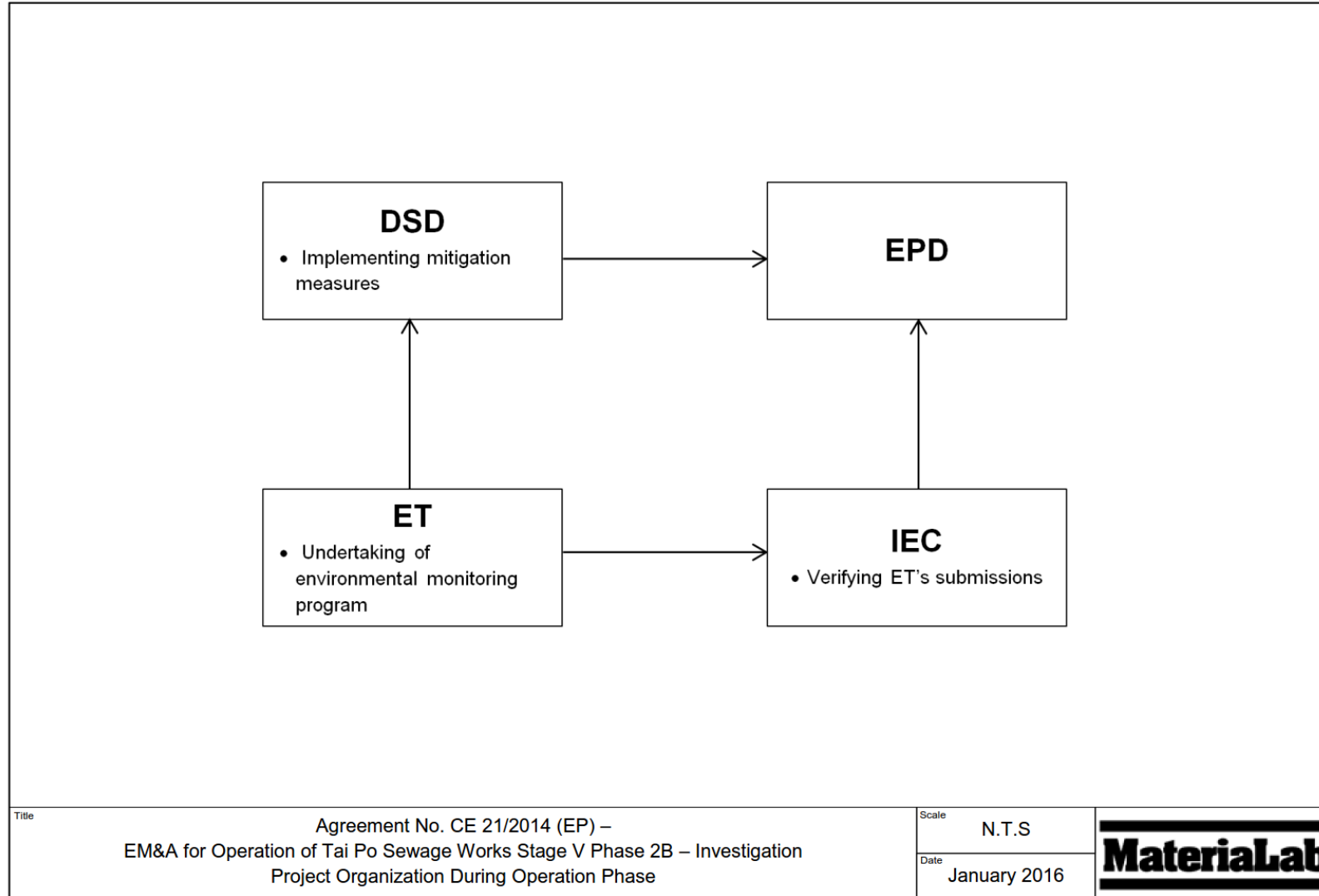
MATERIALAB – Waste & Environmental Technologies Joint Venture

Room 723 & 725, 7/F, Block B,
 Profit Industrial Building,
 1-15 Kwai Fung Crescent, Kwai Fong,
 Hong Kong.

Tel : (852)-24508238
 Fax : (852)-24508032
 Email : mcl@fugro.com



Report No.: 0151/15/ED/0984



P:\MCL\E M&A\2015\0151-15\O-Chart

MATERIALAB – Waste & Environmental Technologies Joint Venture

Room 723 & 725, 7/F, Block B,
Profit Industrial Building,
1-15 Kwai Fung Crescent, Kwai Fong,
Hong Kong.

Tel : (852)-24508238
Fax : (852)-24508032
Email : mcl@fugro.com

MaterialLab

Report No.: 0151/15/ED/0984

Appendix B
Monitoring Schedule

MATERIALAB – Waste & Environmental Technologies Joint Venture

Room 723 & 725, 7/F, Block B,
 Profit Industrial Building,
 1-15 Kwai Fung Crescent, Kwai Fong,
 Hong Kong.

Tel : (852)-24508238
 Fax : (852)-24508032
 Email : mcl@fugro.com



Report No.: 0151/15/ED/0984

Air Quality Monitoring Schedule for March 2017

Mar-2017						
Sun	Mon	Tue	Wed	Thu	Fri	Sat
			1	2	3	4
5	6	7	8	9	10	11
12	13	14	15	16	17	18
19	20	21	22	23	24	25
26	27	28	29	30 Air Quality (H₂S) Monitoring	31 Air Quality (H₂S) Monitoring	

Note: There was no marine water quality monitoring conducted during March 2017

Tentative Air Quality Monitoring Schedule for April 2017

Apr-2017						
Sun	Mon	Tue	Wed	Thu	Fri	Sat
			1	2	3	4
5	6	7	8	9	10	11
12	13	14	15	16	17	18
19	20	21	22	23	24 Air Quality (H₂S) Monitoring	25 Air Quality (H₂S) Monitoring
26	27	28				

MATERIALAB – Waste & Environmental Technologies Joint Venture

Room 723 & 725, 7/F, Block B,
Profit Industrial Building,
1-15 Kwai Fung Crescent, Kwai Fong,
Hong Kong.

Tel : (852)-24508238
Fax : (852)-24508032
Email : mcl@fugro.com

The logo for MaterialLab, featuring the word "MaterialLab" in a bold, sans-serif font. The text is centered between two thick, horizontal black bars.

Report No.: 0151/15/ED/0984

Appendix C

Event / Action Plan for Air Quality Monitoring (Operation Phase)

MATERIALAB – Waste & Environmental Technologies Joint Venture

Room 723 & 725, 7/F, Block B,
Profit Industrial Building,
1-15 Kwai Fung Crescent, Kwai Fong,
Hong Kong.

Tel : (852)-24508238
Fax : (852)-24508032
Email : mcl@fugro.com

MaterialLab

Report No.: 0151/15/ED/0984

Event	Action		
	TPSTW Engineer –in-charge of Odour Monitoring	DSD ST1	DSD/SP / E &MP (*)
Exceedance of action level or receipt of any odour complaints	<ol style="list-style-type: none"> 1. Identify source/ reason of exceedance or odour complaints; and 2. Repeat measurement confirm finding. 	<ol style="list-style-type: none"> 1. carry out investigation to identify the source / reason of exceedance or complaints. Investigation shall be completed within 1 week; 2. rectify any unacceptable practice; 3. amended working methods if required; 4. inform DSD SP/E&MP if cause of complaints or exceedance is considered to be caused by civil or E &M design problems; 5. Correspond to the complaints within 10 days to inform the cause of nuisance and action taken; and cause of nuisance; and 6. Implement amended working methods. 	<ol style="list-style-type: none"> 1. Assist ST1 to find the root cause of the complaint or exceedance; and 2. modify or improve design as appropriate.
Exceedance of Limit level or receipt of two or more complaints in 3 months	<ol style="list-style-type: none"> 1. Identify source / reason of exceedance or odour complaints; 2. Repeat measurements to confirm findings ; 3. Increase monitoring frequency to monthly; and 4. If exceedance stops, cease additional monitoring. 	<ol style="list-style-type: none"> 1. Carry out investigation to identify the source / reason of exceedance or complaints. Investigation shall be completed within 1 week; 2. rectify any unacceptable practice; 3. amended working methods if required; 4. notify DSD SP / E&MP; 5. formulate remedial actions; 6. ensure amended working methods and remedial actions properly implemented; 7. if exceedance continues, consider what portion of the work is responsible and stop that portion of work until the exceedance is abated; and 8. correspond to the complaints within 10 days to inform the cause of the nuisance and action taken. 	<ol style="list-style-type: none"> 1. Assist ST1 to find the root cause of the complaint or exceedance; 2. modify or improve design as appropriate; and 3. formulate remedial actions in association with ST1

MATERIALAB – Waste & Environmental Technologies Joint Venture

Room 723 & 725, 7/F, Block B,
Profit Industrial Building,
1-15 Kwai Fung Crescent, Kwai Fong,
Hong Kong.

Tel : (852)-24508238
Fax : (852)-24508032
Email : mcl@fugro.com

MaterialLab

Report No.: 0151/15/ED/0984

Appendix D
Calibration Certificate

ARIZONA INSTRUMENT LLC

3375 N. Delaware St., Chandler, AZ 85225
(800) 528-7411 • (602) 470-1414
www.azic.com • customerservice@azic.com



Certification of Instrument Calibration

Guyline (Asia) Ltd
Rm 1611, Eastern Harbour Centre
Quarry Bay,

RMA # 2352086

This is to certify that the Jerome X631 0003 Gold Film Hydrogen Sulfide Analyzer, Serial Number 2966, with Sensor Number 14-11-23-R2D, was calibrated with standard units traceable to NIST.

Calibration Status as Received: **Out of Calibration**

		Actual	Calibration Gas	Allowable Range
Incoming:	Range 1	0.378 ppm H2S	0.500 ppm H2S	+/- 6%
	RSD %	4.02		<5%
Outgoing:	Range 1	0.496 ppm H2S	0.500 ppm H2S	+/- 6%
	RSD %	1.84		<5%

Calibration Status as Left: **In Calibration**

Estimated Uncertainty of Calibration System: 2.8%

Calibration Date: 24-Jun-2016 Recalibration Date: 23-Jun-2017

Temperature °F: 73.40 % Relative Humidity: 41.10

Cheryl Hradek

Approved By: _____
Title: Cheryl Hradek - Quality Control

Date Approved: 27-Jun-2016

Equipment Used:

H2S Calibration Standard: CC-128282 NIST#: 1323407

Calibration Date: 07-Jan-2015 **Calibration Date Due:** 08-Jan-2018

Mass Flow Controller B: 124606 NIST#: 130142

Calibration Date: 18-Nov-2015 **Calibration Date Due:** 18-Nov-2016

Mass Flow Controller D: 124609 NIST#: 130128

Calibration Date: 18-Nov-2015 **Calibration Date Due:** 18-Nov-2016

Digital Multimeter: 33390673WS NIST#: 7002611

Calibration Date: 24-Mar-2016 **Calibration Date Due:** 24-Mar-2017

Flowmeter: US04H25956 NIST#: 1813; 1817; 1796

Calibration Date: 18-Nov-2015 **Calibration Date Due:** 18-Nov-2016

Calibration Procedure Used: 730-0032

Arizona Instrument certifies that the above listed instrument meets or exceeds all published specifications and has been calibrated using standards whose accuracy are traceable to the NATIONAL INSTITUTE OF STANDARDS AND TECHNOLOGY within the limitations of the Institute's calibration services, or have been derived from accepted values of natural physical constants, or have been derived by the ratio type of self-calibration techniques.

Disclaimer: Any unauthorized adjustments, removal or breaking of QC seals, or other customer modifications on your Jerome Analyzer WILL VOID this factory calibration. Because any of the above acts could affect the calibration and readings of the instrument, their certification will no longer be valid and, further, Arizona Instrument LLC WILL NOT be responsible for any liabilities created as a result of using the instrument after such adjustments, seal removal, or modifications.

As long as a functional test is within range, according to the procedure outlined in the Operator's Manual, the instrument is performing correctly.

This document shall not be reproduced, except in full, without the written approval of Arizona Instrument.

ARIZONA INSTRUMENT LLC

3375 N. Delaware St., Chandler, AZ 85225
(800) 528-7411 • (602) 470-1414
www.azic.com • customerservice@azic.com



Certification of Instrument Calibration

Guyline (Asia) Ltd
Rm 1611, Eastern Harbour Centre
Quarry Bay,

RMA # 2352084

This is to certify that the Jerome X631 0003 Gold Film Hydrogen Sulfide Analyzer, Serial Number 2967, with Sensor Number 16-4-13-V2DS, was calibrated with standard units traceable to NIST.

Calibration Status as Received: **Out of Calibration**

		Actual	Calibration Gas	Allowable Range
Incoming:	Range 1	0.210 ppm H2S	0.500 ppm H2S	+/- 6%
	RSD %	13.62		<5%
Outgoing:	Range 1	0.496 ppm H2S	0.500 ppm H2S	+/- 6%
	RSD %	1.18		<5%

Calibration Status as Left: **In Calibration**

Estimated Uncertainty of Calibration System: 2.8%

Calibration Date: 23-Jun-2016 Recalibration Date: 22-Jun-2017

Temperature °F: 74.30 % Relative Humidity: 38.30

Cheryl Hradek

Approved By: _____

Date Approved: 23-Jun-2016

Title: Cheryl Hradek - Quality Control

Equipment Used:

H2S Calibration Standard: CC-128282 NIST#: 1323407

Calibration Date: 07-Jan-2015 **Calibration Date Due:** 08-Jan-2018

Mass Flow Controller B: 124606 NIST#: 130142

Calibration Date: 18-Nov-2015 **Calibration Date Due:** 18-Nov-2016

Mass Flow Controller D: 124609 NIST#: 130128

Calibration Date: 18-Nov-2015 **Calibration Date Due:** 18-Nov-2016

Digital Multimeter: 33390673WS NIST#: 7002611

Calibration Date: 24-Mar-2016 **Calibration Date Due:** 24-Mar-2017

Flowmeter: US04H25956 NIST#: 1813; 1817; 1796

Calibration Date: 18-Nov-2015 **Calibration Date Due:** 18-Nov-2016

Calibration Procedure Used: 730-0032

Arizona Instrument certifies that the above listed instrument meets or exceeds all published specifications and has been calibrated using standards whose accuracy are traceable to the NATIONAL INSTITUTE OF STANDARDS AND TECHNOLOGY within the limitations of the Institute's calibration services, or have been derived from accepted values of natural physical constants, or have been derived by the ratio type of self-calibration techniques.

Disclaimer: Any unauthorized adjustments, removal or breaking of QC seals, or other customer modifications on your Jerome Analyzer WILL VOID this factory calibration. Because any of the above acts could affect the calibration and readings of the instrument, their certification will no longer be valid and, further, Arizona Instrument LLC WILL NOT be responsible for any liabilities created as a result of using the instrument after such adjustments, seal removal, or modifications.

As long as a functional test is within range, according to the procedure outlined in the Operator's Manual, the instrument is performing correctly.

This document shall not be reproduced, except in full, without the written approval of Arizona Instrument.

MATERIALAB – Waste & Environmental Technologies Joint Venture

Room 723 & 725, 7/F, Block B,
Profit Industrial Building,
1-15 Kwai Fung Crescent, Kwai Fong,
Hong Kong.

Tel : (852)-24508238
Fax : (852)-24508032
Email : mcl@fugro.com

The logo for MaterialLab, featuring the word "MaterialLab" in a bold, sans-serif font. The text is centered between two thick, horizontal black bars.

Report No.: 0151/15/ED/0984

Appendix E

Air Quality (H₂S) Monitoring Data and Graphical Plots

MATERIALAB – Waste & Environmental Technologies Joint Venture

Room 723 & 725, 7/F, Block B,
Profit Industrial Building,
1-15 Kwai Fung Crescent, Kwai Fong,
Hong Kong.

Tel : (852)-24508238
Fax : (852)-24508032
Email : mcl@fugro.com

MaterialLab

Report No.: 0151/15/ED/0984

Location	Time Interval	H ₂ S concentration (ppb)*							
		10 th Odour Impact Monitoring (30-31 March 2017)							
		15-minute integrated average	24-hour average	Maximum	Minimum	Action Level	Exceedance	Limit Level	Exceedance
AS12 ^{1,2}	0700-1000	5.7	1.7	5.7	0.0	2.5	No	2.5	No
	1000-1300	1.3							
	1300-1600	0.0							
	1600-1900	3.0							
	1900-2200	0.0							
	2200-0100	0.3							
	0100-0400	2.0							
	0400-0700	1.3							
AS4 ^{1,2}	0700-1000	13.7	16.3	61.7	0.0	2.5	Yes	2.5	Yes
	1000-1300	3.7							
	1300-1600	0.0							
	1600-1900	25.0							
	1900-2200	1.7							
	2200-0100	1.7							
	0100-0400	61.7							
	0400-0700	23.0							
AS1 ^{1,2}	0700-1000	3.0	1.4	3.0	0.0	2.5	No	2.5	No
	1000-1300	1.3							
	1300-1600	0.0							
	1600-1900	2.0							
	1900-2200	0.0							
	2200-0100	1.3							
	0100-0400	1.7							
	0400-0700	2.0							
PRI401	0700-1000	112.7	25.7	112.7	1.3	NA	NA	NA	NA
	1000-1300	30.7							
	1300-1600	1.3							
	1600-1900	10.7							
	1900-2200	3.0							
	2200-0100	10.3							
	0100-0400	12.3							
	0400-0700	24.3							
PRI203	0700-1000	106.0	25.0	106.0	1.7	NA	NA	NA	NA
	1000-1300	61.3							
	1300-1600	2.0							
	1600-1900	21.7							
	1900-2200	2.0							
	2200-0100	3.0							
	0100-0400	2.0							
	0400-0700	1.7							

*Accuracy is not guaranteed by the manufacturer for readings that are lower than 0.003 ppm (3 ppb).

MATERIALAB – Waste & Environmental Technologies Joint Venture

Room 723 & 725, 7/F, Block B,
Profit Industrial Building,
1-15 Kwai Fung Crescent, Kwai Fong,
Hong Kong.

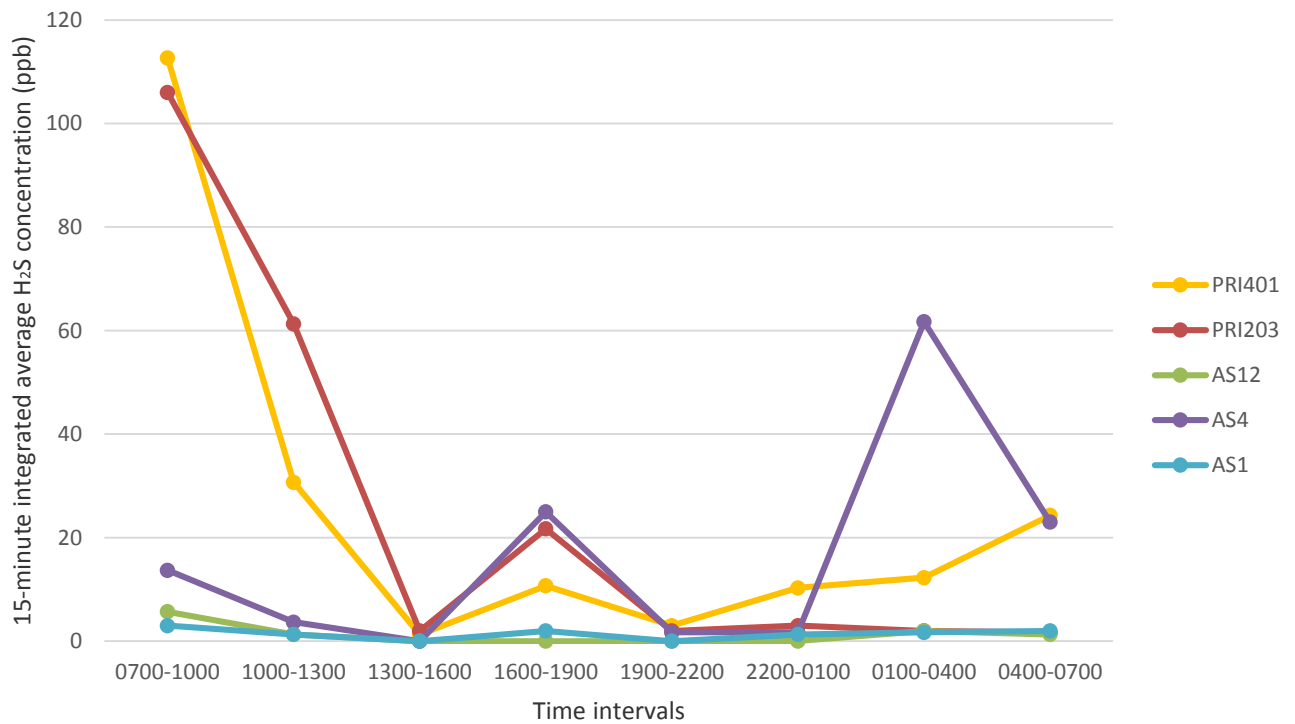
Tel : (852)-24508238
Fax : (852)-24508032
Email : mcl@fugro.com



Report No.: 0151/15/ED/0984

	0700-1000	1000-1300	1300-1600	1600-1900	1900-2200	2200-0100	0100-0400	0400-0700
PRI 401	112.7	30.7	1.3	10.7	3.0	10.3	12.3	24.3
PRI203	106.0	61.3	2.0	21.7	2.0	3.0	2.0	1.7
AS12	5.7	1.3	0.0	3.0	0.0	0.3	2.0	1.3
AS4	13.7	3.7	0.0	25.0	1.7	1.7	61.7	23.0
AS1	3.0	1.3	0.0	2.0	0.0	1.3	1.7	2.0

Trend of 15-minute Integrated Average H₂S Concentrations at Different Monitoring Stations across Different Time Intervals



MATERIALAB – Waste & Environmental Technologies Joint Venture

Room 723 & 725, 7/F, Block B,
Profit Industrial Building,
1-15 Kwai Fung Crescent, Kwai Fong,
Hong Kong.

Tel : (852)-24508238
Fax : (852)-24508032
Email : mcl@fugro.com

The logo for MaterialLab, featuring the word "MaterialLab" in a bold, sans-serif font. The text is centered between two thick, horizontal black bars.

Report No.: 0151/15/ED/0984

Appendix F

Site Record

General Information				
Monitoring Station	A 5 4			
Date	30-3-2017			
Weather	cloudy			
Monitoring Results				
Sample No.	Time	Wind Speed	Wind Direction	Level(ppm)
Sample 1	Start: 09:10	0	/	0.020, 0.006,
	Stop: 09:26	0	/	0.015
Sample 2	Start: 12:05	0	/	0.005, 0.002,
	Stop: 12:15	0	/	0.004
Sample 3	Start: 14:57	0	/	0, 0, 0
	Stop: 15:07	0	/	
Sample 4	Start: 17:30	0	/	0.008, 0.008,
	Stop: 17:40	0	/	0.029
Sample 5	Start: 20:07	0	/	0.002, 0.002, 0.001
	Stop: 20:17	0	/	
Sample 6	Start: 22:30	0	/	0.003, 0.001, 0.001
	Stop: 22:40	0	/	
Sample 7	Start: 02:02	0.1		0.012, 0.017, 0.003
	Stop: 02:12	0.1		0.003
Sample 8	Start: 05:10	0		0.033, 0.035,
	Stop: 05:20	0		0.001
Other Observations				

631-2966

631 2967

} 631
} 2966

Recorded by: Name & Designation Felix A.T.O. Romre ATO Eric Signature *[Signature]* Date 30-3-2017

Checked by:

Form 3.1

Air Quality (H₂S) Monitoring Data Record Sheet

General Information				
Monitoring Station	ASI			
Date	30-3-2017			
Weather	Cloudy			
Monitoring Results				
Sample No.	Time	Wind Speed	Wind Direction	Level(ppm)
Sample 1	Start: 0859	0	/	0.004, 0.002
	Stop: 0909	0	/	0.003
Sample 2	Start: 1143	0	/	0.002, 0.001,
	Stop: 1153	0	/	0.001
Sample 3	Start: 1443 1443	0	/	0.002, 0.001
	Stop: 1453 1453	0	/	0, 0, 0
Sample 4	Start: 1713	0	/	0.002, 0.002,
	Stop: 1723	0	/	0.002
Sample 5	Start: 1851 1851	0	/	0.002, 0.002,
	Stop: 2051 2051	0	/	0.002, 0
Sample 6	Start: 2300 23:00	0	/	0, 0.003, 0.001
	Stop: 2310 23:10	0	/	
Sample 7	Start: 02:17	0.1	/	0.002, 0.001,
	Stop: 02:27	0	/	0.002
Sample 8	Start: 05:23	0	/	0.003, 0.001
	Stop: 045:33	0	/	0.002
Other Observations				

631-2966

631-2967

631-2966

631-29667
I

631-2967

631-2966

631-2966

Recorded by: Name & Designation
Felix A.T.O. Ronnie A.T.O. ETC

Signature
Lun A

Date
30-3-2017

Checked by:

Form 3.1

Air Quality (H₂S) Monitoring Data Record Sheet

General Information				
Monitoring Station	ASTZ			
Date	30-3-2017			
Weather	cloudy			
Monitoring Results				
Sample No.	Time	Wind Speed	Wind Direction	Level(ppm)
Sample 1	Start: 0842	0	/	0.003, 0.004
	Stop: 0852	0	/	0.010
Sample 2	Start: 1122	0	/	0.001, 0.002
	Stop: 1132	0	/	0.001, 0.002
Sample 3	Start: 1427	0	/	0.0, 0
	Stop: 1437	0	/	
Sample 4	Start: 1657	0	/	0.002, 0.002, 0.005
	Stop: 1707	0	/	
Sample 5	Start: 1926 1938	0	/	0.000, 0.000, 0.000
	Stop: 2044 1948	0	/	
Sample 6	Start: 2210 2320	0	/	0.0, 0.001
	Stop: 2300 2330	0	/	
Sample 7	Start: 01:49	0	/	0.002, 0.002
	Stop: 02:00	0	/	0.002
Sample 8	Start: 0202 0205:37	0	/	0.001 0.001
	Stop: 03:47	0	/	0.002 0.001
Other Observations				

631-2966

0.001 A

631-2967

631-2966

631-2967

631-2967

631-2966

Name & Designation Signature Date
 Recorded by: Felix, A.T.O. Ronnie, A.T.O. Eric *[Signature]* 30-3-2017
 Checked by:

General Information				
Monitoring Station	PRI 401			
Date	30-3-2017			
Weather	cloudy			
Monitoring Results				
Sample No.	Time	Wind Speed	Wind Direction	Level(ppm)
Sample 1	Start: 0717	0	/	0.28, 0.037,
	Stop: 0747	0	/	0.021
Sample 2	Start: 1000	0	/	0.008, 0.008
	Stop: 1010	0	/	0.076
Sample 3	Start: 1130 1300	0 0	/ /	0.001, 0.001,
	Stop: 1310 1310	0	/	0.002
Sample 4	Start: 1600 1600	0	/	0.001, 0.001,
	Stop: 1610	0	/	0.013, 0.008
Sample 5	Start: 19:00	0	/	0.001, 0.001, 0.002
	Stop: 19:10	0	/	0.006
Sample 6	Start: 2000 2000	0	/	0.001, 0.025,
	Stop: 2010 2010	0	/	0.005
Sample 7	Start: 00:26 03:09	0	/	0.001, 0.005,
	Stop: 03:19	0	/	0.005, 0.012, 0.020
Sample 8	Start: 4:17	0	/	0.002, 0.002
	Stop: 4:27	0	/	0.069
Other Observations				

631-2966
631-2967
631-2966
631-2967
631-2967
631-2967
631-2966

Recorded by: Name & Designation Felix, A.T.O. Signature *[Signature]* Date

Checked by:

General Information				
Monitoring Station	PRI 203			
Date	30-3-2017			
Weather	cloudy			
Monitoring Results				
Sample No.	Time	Wind Speed	Wind Direction	Level(ppm)
Sample 1	Start: 0827	0	/	0.18, 0.076
	Stop: 0837	0	/	0.062
Sample 2	Start: 1108	0	-	0.030, 0.044,
	Stop: 1118	1.0	N	0.11
Sample 3	Start: 14 44 14	0	/	0.002, 0.001
	Stop: 1424	0	/	0.003
Sample 4	Start: 17:46	0	/	0.020, 0.029,
	Stop: 17:56	0	/	0.016
Sample 5	Start: 20:23	0	/	0.002, 0.002, 0.002
	Stop: 20:33	0	/	
Sample 6	Start: 00:40	0	/	0.004, 0.003, 0.002
	Stop: 00:50	0	/	
Sample 7	Start: 03:37	0	/	0.002, 0.003
	Stop: 03:47	0	/	0.001
Sample 8	Start: 03:49	0	/	0.001, 0.002
	Stop: 03:59	0	/	0.002
Other Observations				

631-2966


631-2967

631-2966

631-2967

631-2967

631-2966

Recorded by: Name & Designation Felix, A.T.O. ROANNE ATO Eric Signature  Date 30-3-2017

Checked by:

MATERIALAB – Waste & Environmental Technologies Joint Venture

Room 723 & 725, 7/F, Block B,
Profit Industrial Building,
1-15 Kwai Fung Crescent, Kwai Fong,
Hong Kong.

Tel : (852)-24508238
Fax : (852)-24508032
Email : mcl@fugro.com

MaterialLab

Report No.: 0151/15/ED/0984

Hourly Temperature of the Monitoring Period:

Date	Time	Temperature (° C)
30-Mar-17	7:00	21
	8:00	21
	9:00	21
	10:00	21
	11:00	22
	12:00	22
	13:00	22
	14:00	22
	15:00	22
	16:00	22
	17:00	21
	18:00	21
	19:00	21
	20:00	21
21:00	21	
22:00	21	
23:00	21	
31-Mar-17	0:00	21
	1:00	21
	2:00	21
	3:00	21
	4:00	21
	5:00	21
	6:00	21
	7:00	21

MATERIALAB – Waste & Environmental Technologies Joint Venture

Room 723 & 725, 7/F, Block B,
Profit Industrial Building,
1-15 Kwai Fung Crescent, Kwai Fong,
Hong Kong.

Tel : (852)-24508238
Fax : (852)-24508032
Email : mcl@fugro.com

The logo for MaterialLab, featuring the word "MaterialLab" in a bold, sans-serif font. The text is centered between two thick, horizontal black bars.

Report No.: 0151/15/ED/0984

Appendix G

Implementation Schedule of Environmental Mitigation Measures (EMIS) for Operation Phase

MATERIALAB – Waste & Environmental Technologies Joint Venture

Room 723 & 725, 7/F, Block B,
Profit Industrial Building,
1-15 Kwai Fung Crescent, Kwai Fong,
Hong Kong.

Tel : (852)-24508238
Fax : (852)-24508032
Email : mcl@fugro.com

MaterialLab

Report No.: 0151/15/ED/0984

EIA Ref.	Environmental Protection Measures	Location of the measures	Implementation Status
Air Quality			
S3.7.5 & 3.7.8	Exposed area at Stage I/II & IV of inlet pumping stations, sludge digestion tank outlet chambers should be covered, with the foul air drawn through deodorization units and discharged after treatment. The grit removal & flume channel at Stage I/II inlet works and the grit removal at Stage IV inlet works should be covered.	TPSTW	Completed
S3.7.6	Weir launders of the Stage I/II and Stage IV primary sedimentation tanks should be covered to control odour emission. Chemical should also be added to the sewage at Tai Yuen Sewage Pumping Station No.4 for the control of odour at Stage IV inlet pumping station, screen house and primary sedimentation tanks.	TPSTW	Completed
S3.7.7	The sludge gravity thickeners, sludge consolidation tanks, screening unit (next to dewatering house), exposed area of wet well of Stage I/II returned activated sludge pumping station and wet well of Stage I/II sludge pumping station should be enclosed to ensure no leakage of odorous gas whereas foul air from the sludge gravity thickeners and sludge consolidation tanks would be discharged via deodorizers.	TPSTW	Completed
Water Quality			
S4.8.10	Silt curtains should be installed at the Shatin and Tai Po Seawater Intakes. Relevant government departments including EPD and WSD should be informed of then maintenance.	TPSTW	Not applicable in this reporting month.
S4.8.11	Dual power supply or ring main supply from CLP should be provided for the Project to avoid any loss of electrical supply. In addition, standby facilities for the main treatment units, standby parts/accessories to the equipment should also be provided in order to minimize the chance of emergency discharge.	TPSTW	Completed
S4.8.10 S4.8.12	Shutdown of the THEES, if unavoidable, should be shortened as far as possible. The relevant procedures established in the contingency plan as attached in Appendix 4.5 of the EIA report should be properly followed.	TPSTW	Not applicable in this reporting month.
S4.8.13	Dye test is recommended for detection of pipe leakage.	Submarine pipeline at Tolo Harbour	Not applicable in this reporting month.
S4.10.1	Effluent monitoring is recommended to ensure the effectiveness of the proposed treatment process. Details of the monitoring requirements are specified in the EM&A.	Exit of disinfection facilities	Completed
S4.10.2	A post project monitoring (PPM) programme for Victoria Harbour should be implemented to confirm the predictions of the water quality made in the EIA report. The PPM would consist of one- year baseline monitoring before commissioning and one-year impact monitoring after commissioning of the Project. The extent of PPM programme is subject to the prevailing environmental conditions at the time before commissioning of the Project. A more detailed description of the PPM requirements is given in the standalone EM&A Manual	Victoria Harbour	Not applicable in this reporting month.
S4.10.3	A PPM programme will be also implemented in the Tolo Harbour during the operational phase. The PPM would involve water quality monitoring at the Tai Po and Sha Tin seawater intake during the first wet season (June to August) after full commissioning of the Project. Marine water quality parameters including SS and NH3-N should be monitored. The water quality monitoring frequency shall be twice per month and should cover the effects of different tidal status (at least one for high tide and one for low tide) for each seawater intake.	Tolo Harbour	Completed

MATERIALAB – Waste & Environmental Technologies Joint Venture

Room 723 & 725, 7/F, Block B,
Profit Industrial Building,
1-15 Kwai Fung Crescent, Kwai Fong,
Hong Kong.

Tel : (852)-24508238
Fax : (852)-24508032
Email : mcl@fugro.com

MaterialLab

Report No.: 0151/15/ED/0984

S4.8.10 &S4.10.4	Marine water quality monitoring should be carried out under emergency condition or during maintenance of the THEES tunnel to verify the findings of the water quality modelling. It is recommended that the maintenance of the THEES tunnel, if unavoidable, should be conducted during winter season or low flow periods and to avoid the "blooming" season of algae (normally from April to June) if practicable. Details of the monitoring requirements are specified in the EM&A Manual.	Tolo Harbour	Not applicable in this reporting month.
Waste Management			
S5.5.9	<u>Chemical Waste</u> For the disposal of spent UV lamps, the STW operator would be required to register with the EPD as a Chemical Waste Producer and to follow the requirements stated in the Code of Practice on the Packaging, Labelling and Storage of Chemical Wastes. A chemical waste producer must engage a licensed waste collector to transport and dispose of the chemical wastes in accordance with the Waste Disposal (Chemical Waste) (General) Regulation.	TPSTW	Completed
Landfill Gas Hazard			
S6.6.9	When service voids, manholes or inspection chambers within the proposed site are entered for maintenance, monitoring and a checklist system of safety requirements should be performed before entry in accordance with Code of Practice on Safety and Health at Work in Confined Spaces.	Area of TPSTW within 250m consultation zone	Completed
S6.6.10	For newly built permanent structures, gas-resistant polymeric membranes shall be incorporated into floor or wall construction to act as a continuous sealed layer for the structure. In addition, forced ventilation shall be installed in such rooms or buildings. Gas detection systems should also be proposed where there is an organization involved in the long-term or frequently use of the development in order to monitor internal spaces inside buildings.	Area of TPSTW within 250m consultation zone	Completed
S6.6.11	Forced ventilation should be used if methane of more than 0.5% (by volume) in the internal atmosphere (e.g. In service voids, manholes, inspection chambers or rooms as mentioned above) is detected.	Area of TPSTW within 250m consultation zone	Completed
S6.6.12	No person should enter or remain in any confined spaces or trenches where the carbon dioxide concentration exceeds 1.5% (by volume).	Area of TPSTW within 250m consultation zone	Completed
S6.6.13	Oxygen concentration should be monitored and no person shall enter or remain in any confined spaces or trenches where the oxygen content of air has fallen below 18 % by volume.	Area of TPSTW within 250m consultation zone	Completed
S6.6.14	All the access to these confined spaces should be restricted only to authorized personnel who should be aware of the LFG hazard. No member of general public should be permitted or allowed to access these confined spaces, manholes or inspection chambers.	Area of TPSTW within 250m consultation zone	Completed

MATERIALAB – Waste & Environmental Technologies Joint Venture

Room 723 & 725, 7/F, Block B,
Profit Industrial Building,
1-15 Kwai Fung Crescent, Kwai Fong,
Hong Kong.

Tel : (852)-24508238
Fax : (852)-24508032
Email : mcl@fugro.com

MaterialLab

Report No.: 0151/15/ED/0984

**Appendix H
Chemical Waste Producer Registration License**

MATERIALAB – Waste & Environmental Technologies Joint Venture

Room 723 & 725, 7/F, Block B,
Profit Industrial Building,
1-15 Kwai Fung Crescent, Kwai Fong,
Hong Kong.

Tel : (852)-24508238
Fax : (852)-24508032
Email : mcl@fugro.com

MaterialLab

Report No.: 0151/15/ED/0984

MEMO

From : Director of Environmental Protection To : Director of Drainage Services
Ref. : () in EP CW/D2226/727/15 (Attn. Mr. Ho Wai Hung) / Tai Po STW 2/5
Tel. : 2634 3884 Fax 2685 1155 Your Ref. : _____ in TP/A57
Date : 19 APRIL, 2000 dated : _____ Fax no 26660207

Waste Disposal Ordinance (Cap.354)
Waste Disposal (Chemical Waste) (General) Regulation
Registration as a Chemical Waste Producer
Tai Po Sewage Treatment Works

I refer to your memo under reference.

2. Our records show that there are duplicate registration as a chemical waste producer (CWP) for the Tai Po Sewage Treatment Works. As per your request, we have removed one of the CWP registration (WPN of 0014-727-D2158-02 dated 26.10.1992) from the register with effect from the date of this memo. As a result, the registration form (Form EPD 130) with WPN of 0014-727-D2158-02 dated 26.10.1992 for the above premises is no longer valid.

3. On the other hand, I am pleased to inform you that your revised registration (WPN of 0014-727-D2226-15) with this Department as a CWP has been completed. Your assigned Waste Producer Number (WPN) and the particulars of your establishment are printed in the enclosed form (EPD 130). Please check these entries in the form and notify this Department immediately in any irregularities are detected. Please note that this registration is not transferable and will be valid only in respect of the applicant and the premises registered. In case of any change in the registration particulars, you should inform this Department as soon as possible so that our record so that our record can be amended accordingly.

4. Should you have any queries, please contact our Mr. YIU on 26851156 or the undersigned.



(W.C. SUN)
Local Control Office (Territory North)
for Director of Environmental Protection

Encl.

MATERIALAB – Waste & Environmental Technologies Joint Venture

Room 723 & 725, 7/F, Block B,
Profit Industrial Building,
1-15 Kwai Fung Crescent, Kwai Fong,
Hong Kong.

Tel : (852)-24508238
Fax : (852)-24508032
Email : mcl@fugro.com

MaterialLab

Report No.: 0151/15/ED/0984

Environmental Protection Department
環境保護署
Waste Disposal Ordinance (Chapter 354)
香港法例第354章廢物處理條例
Waste Disposal (Chemical Waste) (General) Regulation
廢物處理(化學廢物)(一般)規例
Registration of Waste Producer
廢物產生者登記證

To: 致	Waste Producer 廢物產生者	Full Name (English) DIRECTOR OF 全名:(英文) DRAINAGE SERVICES I.D. Card No. (if any) - - - 身份證號碼:(如有者) Business Reg. Cert. No. (if any) 商業登記證號碼:(如有者) - - - Address for Correspondence 通訊地址: DSD, TAI PO SEWAGE TREATMENT WORKS, 7 DAI KWAI STREET, TAI PO INDUSTRIAL ESTATE, TAI PO, N.T. Tel. No. 26640011 Fax No. 26660207 電話: 26640011 圖文傳真: 26660207	(Chinese) 渠務署署長 (中文) 渠務署署長
----------	-------------------------	---	-------------------------------

With reference to your application dated 09 / 03 / 2000 for registration as a Waste Producer under the Waste Disposal (Chemical Waste) (General) Regulation, the Waste Producer Number, WPN [010114]-[71217]-[D121216]-[115] is assigned to you in respect of the location or premises listed below:-

前於 二〇〇〇 年 三 月 九 日根據廢物處理(化學廢物)(一般)規例而來信,申請登記為廢物產生者,茲特配子廢物產生者編號第 [010114]-[71217]-[D121216]-[115] 號,予下開地點或樓宇:-

Location or Premises where the waste is produced 產生廢物的地點或樓宇	Name of Establishment 機構名稱: DSD, TAI PO SEWAGE TREATMENT WORKS Business Reg. Cert. No. (if any) - - - 商業登記證號碼:(如有者) - - - Nature of Business 業務性質: SEWAGE TREATMENT Major chemical waste types 主要化學廢物種類: SPENT LUBRICATING OIL & SPENT SOLVENT
	Address 地址: DSD, TAI PO SEWAGE TREATMENT WORKS, 7 DAI KWAI STREET, TAI PO INDUSTRIAL ESTATE, TAI PO, N.T. Tel. No. 26640011 Fax No. 26660207 電話: 26640011 圖文傳真: 26660207 Contact Person (Full Name) 聯絡人:(全名) HO WAI HUNG (Capacity) (職位) WORKS MANAGER



(W.C. SUN)
for Director of Environmental Protection
環境保護署署長 (辛偉才 代行)

Date
日期 19 / 04 / 2000

WARNING: Any registered waste producer who fails to inform the Director of Environmental Protection of any change in his registration particulars commits an offence and is liable on conviction to a fine of \$10,000.
警告: 任何已登記的廢物產生者,若其登記資料有任何改變而不知會環境保護署署長,即屬違法,被定罪者最高罰款港幣10,000元。