

MATERIALAB – Waste & Environmental Technologies Joint Venture

Room 723 & 725, 7/F, Block B,
Profit Industrial Building,
1-15 Kwai Fung Crescent, Kwai Fong,
Hong Kong.

Tel : (852)-24508238
Fax : (852)-24508032
Email : mcl@fugro.com

MaterialLab

Report No.: 0151/15/ED/1111

**MONTHLY ENVIRONMENTAL MONITORING & AUDIT
REPORT**

September 2018

Client : Drainage Services Department

Project : Agreement No. CE 21/2014(EP)
Environmental Monitoring and Audit
(EM&A) for Operation of Tai Po Sewage
Treatment Works Stage V Phase 2B –
Investigation

Report No. : 0151/15/ED/1111

Prepared by: Vincent Lu & Kelvin Kwong

Certified by:



Colin Yung
Environmental Team Leader

CONTENTS

EXECUTIVE SUMMARY	1
1. INTRODUCTION	2
2. AIR QUALITY MONITORING	3
3. MARINE WATER QUALITY MONITORING	6
4. ADVICE ON THE SOLID AND LIQUID WASTE MANAGEMENT STATUS	7
5. IMPLEMENTATION STATUS OF ENVIRONMENTAL MITIGATION MEASURES	8
6. SUMMARY OF COMPLAINTS, NOTIFICATION OF SUMMONS AND SUCCESSFUL PROSECUTIONS	9
7. CONCLUSION AND RECOMMENDATIONS	10

FIGURES

Figure 2.1 Air Quality (H₂S) Monitoring Stations

APPENDICES

Appendix A	Project Organization Chart
Appendix B	Monitoring Schedule
Appendix C	Event / Action Plan for Air Quality Monitoring (Operation Phase)
Appendix D	Calibration Certificates
Appendix E	Air Quality (H ₂ S) Monitoring Data and Graphical Plots
Appendix F	Site Record
Appendix G	Implementation Schedule of Environmental Mitigation Measures (EMIS) for operation phase
Appendix H	Chemical Waste Producer Registration License

EXECUTIVE SUMMARY

This Monthly Environmental Monitoring and Audit (EM&A) Report is prepared for Agreement No. CE 21/2014 (EP) – “Environmental Monitoring and Audit for Operation of Tai Po Sewage Treatment Works Stage V Phase 2B – Investigation” (hereafter referred to as “the Assignment”) for the Drainage Services Department (DSD) of Hong Kong Special Administrative Region. MaterialLab – Waste & Environmental Technologies Joint Venture (hereafter referred to as “MLAB”) was appointed as the Environmental Team by DSD.

The Assignment is part of the Tai Po Sewage Treatment Works (TPSTW) Stage V extension (hereinafter referred as “the Project”) which is a Designated Project under Schedule 2 of the Environmental Impact Assessment (EIA) Ordinance (Cap. 499) and for which an EIA Report (Register No. AEIAR-145/2009) was prepared and approved. The Environmental Permit (EP) for TPSTW Stage V, namely No. EP-265/2007 was issued in March 2007. A Variation Environmental Permit (VEP) EP-265/2007/A was issued on 30 April 2014. These documents are available through the EIA Ordinance Register.

Commencement of the Assignment took place on 9 June 2015 while the operation phase of EM&A programme commenced on 1 March 2016.

This is the thirty-first Monthly EM&A Report for the Assignment which summaries the progress of the EM&A programme during the reporting period from 1 September 2018 to 30 September 2018 (the “reporting period”). The monthly EM&A programme was undertaken in accordance with the EM&A Manual for TPSTW Stage V. According to the EM&A Manual, air quality and marine water quality are the key environmental concerns from the Project.

Breaches of Action and Limit Levels

Air quality monitoring was carried out from 21 September 2018 to 22 September 2018. Exceedances of Action/Limit levels at three ASRs (AS1, AS4 and AS12) were recorded.

There was no marine water quality impact monitoring and seawater intake monitoring conducted during this reporting period and therefore, no marine water quality monitoring and seawater intake monitoring result is reported.

Complaint Log

There were no complaints received in relation to the environmental impact during the reporting period.

Notifications of Summons and Successful Prosecutions

There were no notifications of summons or prosecutions received during this reporting period.

Reporting Changes

There was no reporting change during the reporting period.

Future key issues

There were no construction activities and no future key issue is reported during this reporting period.

Report No.: 0151/15/ED/1111

1. INTRODUCTION

1.1 Background

1.1.1 Tai Po Sewage Treatment Works (TPSTW) is located within the Tai Po Industrial Estate. It currently comprises four Stages: I, II, IVA and IVB works. The TPSTW Stage V aims to upgrade the existing TPSTW to provide additional sewage treatment capacity from the present design flow of 88,000 m³/day to 130,000 m³/day to meet the demands of both existing and future developments and to meet the revised discharge license requirements. The TPSTW Stage V will be implemented in two phases, i.e. Phase 1 and Phase 2. The design capacity of Phase 1 is 100,000 m³/day and Phase 2 is 130,000 m³/day.

1.1.2 The TPSTW Stage V is a Designated Project under the Environmental Impact Assessment Ordinance (Cap. 449). A study of Environmental Impact Assessment has been carried out to evaluate the environmental impacts associated with the project. An EIA Report and Environmental Monitoring and Audit (EM&A) Manual were approved by the Environmental Protection Department on 28 October 2004. An Environmental Permit (EP) No. EP-202/2007 and a Variation Environmental Permit (VEP) No. EP-202/2007A were issued on 22 March 2007 and 30 April 2014 for TPSTW Stage V Phase 2B (hereafter referred to as “the Project”) to DSD as the Permit Holder. The EP stipulates that an EM&A programme is required to ensure the mitigation measures recommended in the EIA Report and the EM&A Manual, are implemented during the construction and operation of the Project.

1.2 Project Description

1.2.1 MaterialLab – Waste and Environmental Technologies Joint Venture (MLAB) was commissioned by DSD to undertake the EM&A services of the Project including Odour Monitoring, Odour Complaint Register and Marine Water Quality Monitoring during the operation phase, under the Agreement No. CE 21/2014 (EP) Environmental Monitoring and Audit for Tai Po Sewage Treatment Works Stage V Phase 2B – Investigation (hereafter referred to as “the Assignment”).

1.3 Project Organisation

1.3.1 The Project Organisation for Environmental Works is shown in **Appendix A**. The contact person and telephone numbers of key personnel for the captioned project are shown in **Table 1.1**.

Table 1.1 Contact Persons and Telephone Numbers of Key Personnel

Party	Role	Position	Contact Person	Telephone No.	Fax No.
DSD	SP Division	Engineer	Mr. Ricky Lau	2594 7456	3104 6405
Mott MacDonald	IEC	IEC	Ms. Dulcie Chan	2828 5970	2827 1823
MLAB	Environmental Team	Environmental Team Leader	Mr. Colin Yung	3565 4114	2450 8032

2. AIR QUALITY MONITORING

2.1 Methodology

- 2.1.1 The H₂S analyzer, type Jerome 631-X, was used for the air quality monitoring. The analyzer is capable of measuring H₂S concentration in the range of 1 ppb to 50 ppm, with a resolution of 1 ppb. The analyzer operates within a temperature range of 0°C to 40°C, at an air flow rate of 0.15 L/min. Grab air sample is drawn by built-in suction pump of the analyzer and passes through a gold film sensor. The electrical resistance of the gold film changes according to the change in mass of hydrogen sulphide in the gas sample. **Table 2.1** summaries the equipment used in air quality (H₂S) monitoring.

Table 2.1 Equipment for Air Quality (H₂S) Monitoring

Equipment	Manufacturer / Model	Serial Number	Sensor Number	Calibration Date	Next Calibration Date
Gold Film Hydrogen Sulphide Analyzer	JEROME X631 0003	2966	14-11-23-R2D	23 July 2018	22 July 2019

2.2 Monitoring Locations

- 2.2.1 Five monitoring stations were set up inside and outside of TPSTW. **Table 2.2** and **Figure 2.1** show the description and location of the H₂S monitoring stations. The level for odour monitoring agreed with the DSD and EPD is 1.5m from the ground.

Table 2.2 Air Quality (H₂S) Monitoring Stations

ID No.	EM&A Ref.	Monitoring Location	Description
PRI 203 ¹	OSM1	Stage I/II Primary Sedimentation Tank	Source
PRI 401 ¹	OSM2	Stage IV Primary Sedimentation Tank	Source
AS 12 ^{1,2}	OAM1	Government Staff Quarter (Inside)	ASR
AS 4 ^{1,2}	OAM2	Interpac Containers Ltd (Outside)	ASR
AS 1 ^{1,2}	OAM3	Watson's Water Centre (Outside)	ASR

¹EIA Reference No.

²Air Sensitive Receiver

2.3 Monitoring Frequency and Duration

- 2.3.1 The sampling duration and frequency of air quality (H₂S) monitoring is summarised in **Table 2.3**.

Table 2.3 Air Quality (H₂S) Monitoring Programme

Sampling Duration	Frequency	
24 hour	Year 1	Once every three months after operation of Stage V Phase 2B works; frequency would increase to monthly interval if exceedances are recorded.
	Year 2 and Year 3	Once every six months after operation of Stage V Phase 2B works; frequency would increase to monthly interval if exceedances are recorded.

- 2.3.2 A 15-min integrated gaseous H₂S sample was collected every 3 hours for a period of 24 hours at the monitoring locations. Maximum and minimum H₂S levels for each monitoring station were recorded.

Report No.: 0151/15/ED/1111

2.3.3 The monitoring schedule for the present and next reporting period is provided in **Appendix B**.

2.4 Action / Limit Level

2.4.1 **Table 2.4** shows the Action and Limit Levels for air quality (H₂S) monitoring at ASRs.

Table 2.4 Action and Limit Levels for Air Quality Monitoring at ASRs

Monitoring Stations	Action Level	Limit Level*
AS12: Government Staff Quarter	2.5 ppb	2.5 ppb
AS4: Interpac Containers Limited		
AS1: Watson's Water Centre		

*Limit Level at ASRs only.

2.4.2 The event and action plan for air quality monitoring is provided in **Appendix C**.

2.5 Quality Assurance / Quality Control

2.5.1 In order to ensure the analyzer is functioning properly, manual sensor regeneration and zero adjustment were performed before each set of odour monitoring.

2.5.2 Calibration of the analyzer is conducted every year at the laboratory of the manufacturer. The calibration certificates for the analyzers are shown in **Appendix D**.

2.5.3 To obtain accurate results from the H₂S monitoring at Stage IV Primary Sedimentation Tanks, sulphide formation at the bottom shall be cleaned and minimised.

2.6 Monitoring Results and Observations

2.6.1 The twenty-eighth odour impact monitoring was carried out from 21 September 2018 to 22 September 2018 after the commissioning of the Project.

2.6.2 The meteorological data including temperature, wind speed and direction of the monitoring period obtained from the HKO's Tai Mei Tuk weather station is summarised in **Table 2.5**.

Table 2.5 Summary of meteorological data of the monitoring period#

Date	Mean Temperature(°C)	Prevailing Wind Direction	Mean Wind speed (km/h)
21 September	30.3	South	6.4
22 September	26	South West	10.6

The meteorological data was extracted from the website of HKO.

2.6.3 The monitoring results are summarised in **Table 2.6**. Graphical plots of results and details of monitoring data are shown in **Appendix E** (24-hour average, maximum and minimum H₂S concentration) and **Appendix F** (site record).

Report No.: 0151/15/ED/1111

Table 2.6 Summary of Monitoring Results

ID No.	EM&A Ref.	Monitoring Location	24-hour Average H ₂ S Concentration (ppb)
PRI203 ¹	OSM1	Stage I Primary Sedimentation Tank	222.5
PRI401 ¹	OSM2	Stage IV Primary Sedimentation Tank	129.2
AS12 ^{1,2}	OAM1	Government Staff Quarter (Inside)	12.7
AS4 ^{1,2}	OAM2	Interpac Containers Ltd (Outside)	32.7
AS1 ^{1,2}	OAM3	Watson's Water Centre (Outside)	5.5

¹EIA Reference No.

²Air Sensitive Receiver

- 2.6.4 Comparison of the average H₂S concentration for ASRs and the corresponding Action/Limit levels established in the odour baseline study is shown in **Table 2.7**.

Table 2.7 Comparison of Average H₂S Concentration with Action/Limit Levels

Location	H ₂ S Concentration (ppb)			Exceedance	
	Odour Impact monitoring	Action Level	Limit Level	Action Level	Limit Level
AS12	12.7	2.5	2.5	Y	Y
AS4	32.7	2.5	2.5	Y	Y
AS1	5.5	2.5	2.5	Y	Y

- 2.6.5 Exceedances of A/L levels of 2.5 ppb H₂S concentration at three Air Sensitive Receivers (AS1, AS4 and AS12) were recorded.
- 2.6.6 Odour mitigation measures such as the use of weir launders at Stage I/II and Stage IV Primary Sedimentation Tanks and addition of chemical (calcium nitrate) at Tai Yuen Sewage Pumping Station Package No. 4 were implemented during the odour impact monitoring. However, exceedances of A/L levels of H₂S were resulted.
- 2.6.7 Even though specific sources of odour that would contribute to the odour nuisance at ASRs was not observed in this monitoring exercise. It is important to consider the location and surrounding environment of the Tai Po Sewage Treatment Works. Located at the Tai Po Industrial Estate, the TPSTW is surrounded by different industrial buildings. Exceedances of A/L levels at ASRs might be attributed to other sources such as nearby Refuse Collection Station and the industrial nature of the surrounding environment. These potential sources may cause odour nuisance to the Air Sensitive Receivers and hence, the high H₂S levels measured at ASRs may be contributed by the emissions from sources other than that of the TPSTW.
- 2.6.8 In accordance with the Event and Action Plan for Operation Phase Air Quality Monitoring, the following actions have been taken in response to the exceedance of limit level.
- 2.6.9 The ET had repeated measurement to confirm exceedance. Then they had tried to identify the causes of exceedance and took photos for record. The operation team and DSD/SPD had been notified immediately when exceedance was recorded. After finishing the odour monitoring, the operation team was reminded to have better housekeeping of the TPSTW.

Report No.: 0151/15/ED/1111

3. MARINE WATER QUALITY MONITORING

3.1 Monitoring Requirements

Tolo Harbour Marine Water Quality Impact Monitoring

- 3.1.1 There was no marine water quality impact monitoring conducted during the reporting period and therefore, no marine water quality monitoring result is reported.

Water Quality Monitoring at Seawater Intakes

- 3.6.1 There was no water quality monitoring conducted during the reporting period and therefore, no water quality monitoring result is reported.

Report No.: 0151/15/ED/1111

4. ADVICE ON THE SOLID AND LIQUID WASTE MANAGEMENT STATUS

- 4.1.1 TPSTW had registered as a chemical waste producer for this Project. The license number of Chemical Waste Producer Registration is 0014-727-D2226-15 which is presented in **Appendix H**.
- 4.1.2 TPSTW is reminded that chemical waste should be properly handled and stored temporarily in designated chemical waste storage area on site in accordance with the Code of Practice on the Packaging, Labelling and Storage of Chemical Wastes. TPSTW should also engage a licensed waste collector to collect the chemical waste for proper disposal.
- 4.1.3 Sludge cake of TPSTW was temporarily stored within the dewatering house. Normally, all the sludge cake was disposed to Sludge Treatment Facility (STF). If STF breaks down, the sludge cake will be disposed to WENT landfill.

5. IMPLEMENTATION STATUS OF ENVIRONMENTAL MITIGATION MEASURES

- 5.1.1 A summary of the Implementation Schedule of Environmental Mitigation Measures (EMIS) for operation phase is presented in Appendix G. Most of the necessary mitigation measures at this stage of works were implemented properly.
- 5.1.2 Implementation status of operational landfill gas monitoring was confirmed with operation team of TPSTW. There is no accumulation of landfill gas at area for normal occupation inside TPSTW. When confined space works were being conducted, gas monitoring was performed before entry in accordance with Code of Practice on Safety and Health at Work in Confined Spaces.

MATERIALAB – Waste & Environmental Technologies Joint Venture

Room 723 & 725, 7/F, Block B,

Profit Industrial Building,

1-15 Kwai Fung Crescent, Kwai Fong,

Hong Kong.

Tel : (852)-24508238

Fax : (852)-24508032

Email : mcl@fugro.com

MaterialLab

Report No.: 0151/15/ED/1111

6. SUMMARY OF COMPLAINTS, NOTIFICATION OF SUMMONS AND SUCCESSFUL PROSECUTIONS

- 6.1.1 There was no complaint received in relation to the environmental impact or notifications of summons or prosecutions received during this reporting period.

Report No.: 0151/15/ED/1111

7. CONCLUSION AND RECOMMENDATIONS

- 7.1.1 The twenty-eighth odour impact monitoring was carried out from 21 September 2018 to 22 September 2018 during this reporting period in accordance with the EM&A requirements.
- 7.1.2 Air quality monitoring of hydrogen sulphide (H₂S) was conducted at five monitoring stations including three Air Sensitive Receivers around TPSTW. Exceedances of A/L levels of 2.5 ppb at three ASRs (AS12, AS4 and AS1) were recorded.
- 7.1.3 There was no marine water quality impact monitoring conducted during this reporting period and therefore, no marine water quality impact monitoring result is reported.
- 7.1.4 There was no water quality monitoring conducted during this reporting period and therefore, no water quality monitoring result is reported.

MATERIALAB – Waste & Environmental Technologies Joint Venture

Room 723 & 725, 7/F, Block B,
Profit Industrial Building,
1-15 Kwai Fung Crescent, Kwai Fong,
Hong Kong.

Tel : (852)-24508238
Fax : (852)-24508032
Email : mcl@fugro.com

Materialab

Report No.: 0151/15/ED/1111

Figure 2.1

Air Quality (H₂S) Monitoring Stations

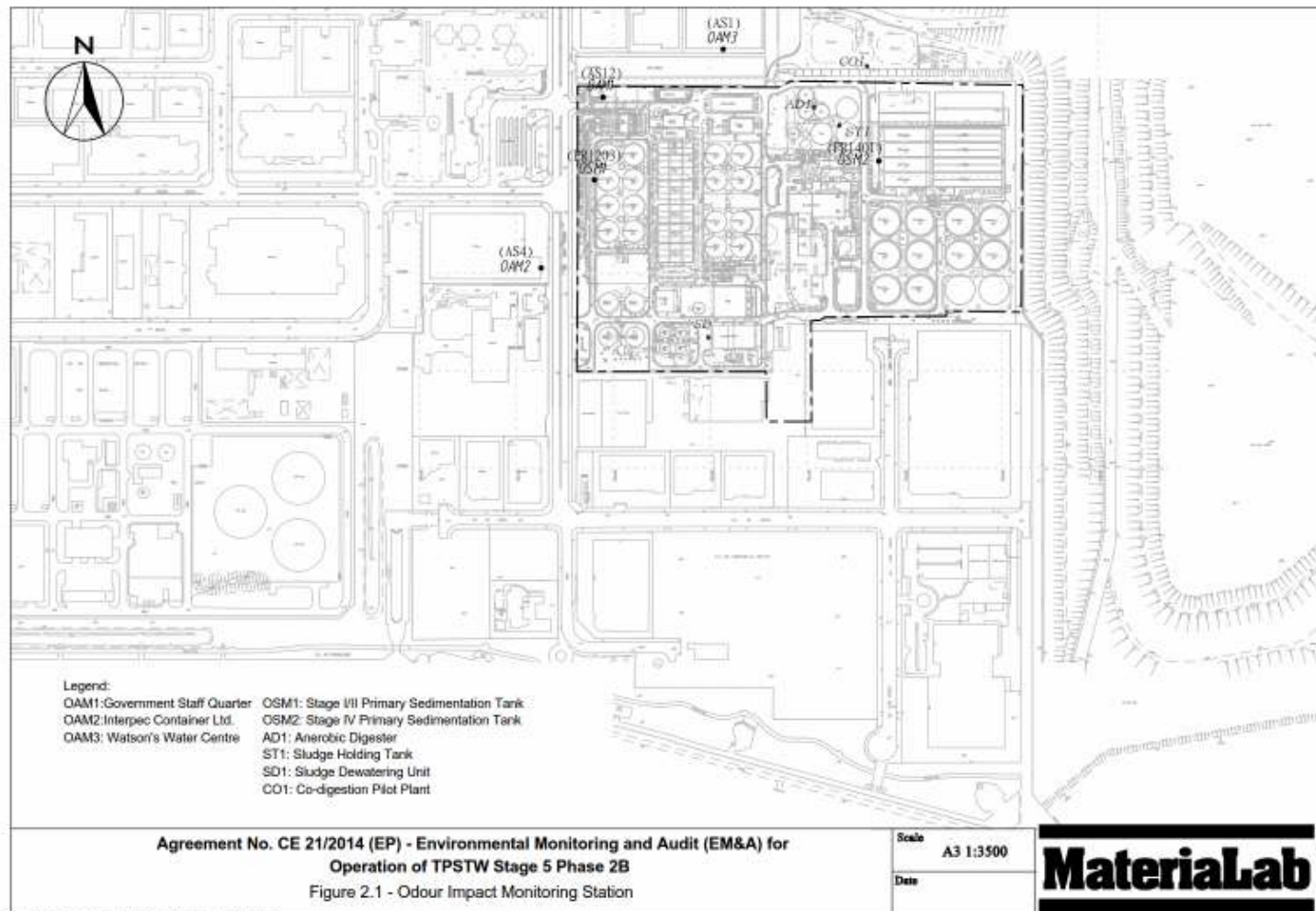
MATERIALAB – Waste & Environmental Technologies Joint Venture

Room 723 & 725, 7/F, Block B,
 Profit Industrial Building,
 1-15 Kwai Fung Crescent, Kwai Fong,
 Hong Kong.

Tel : (852)-24508238
 Fax : (852)-24508032
 Email : mcl@fugro.com

MaterialLab

Report No.: 0151/15/ED/1111



The copyright of this document is owned by MaterialLab Consultants Ltd. It may not be reproduced except with prior written approval from the Company.

A Fugro Group Company

MATERIALAB – Waste & Environmental Technologies Joint Venture

Room 723 & 725, 7/F, Block B,
Profit Industrial Building,
1-15 Kwai Fung Crescent, Kwai Fong,
Hong Kong.

Tel : (852)-24508238
Fax : (852)-24508032
Email : mcl@fugro.com

MaterialLab

Report No.: 0151/15/ED/1111

Appendix A

Project Organisation Chart

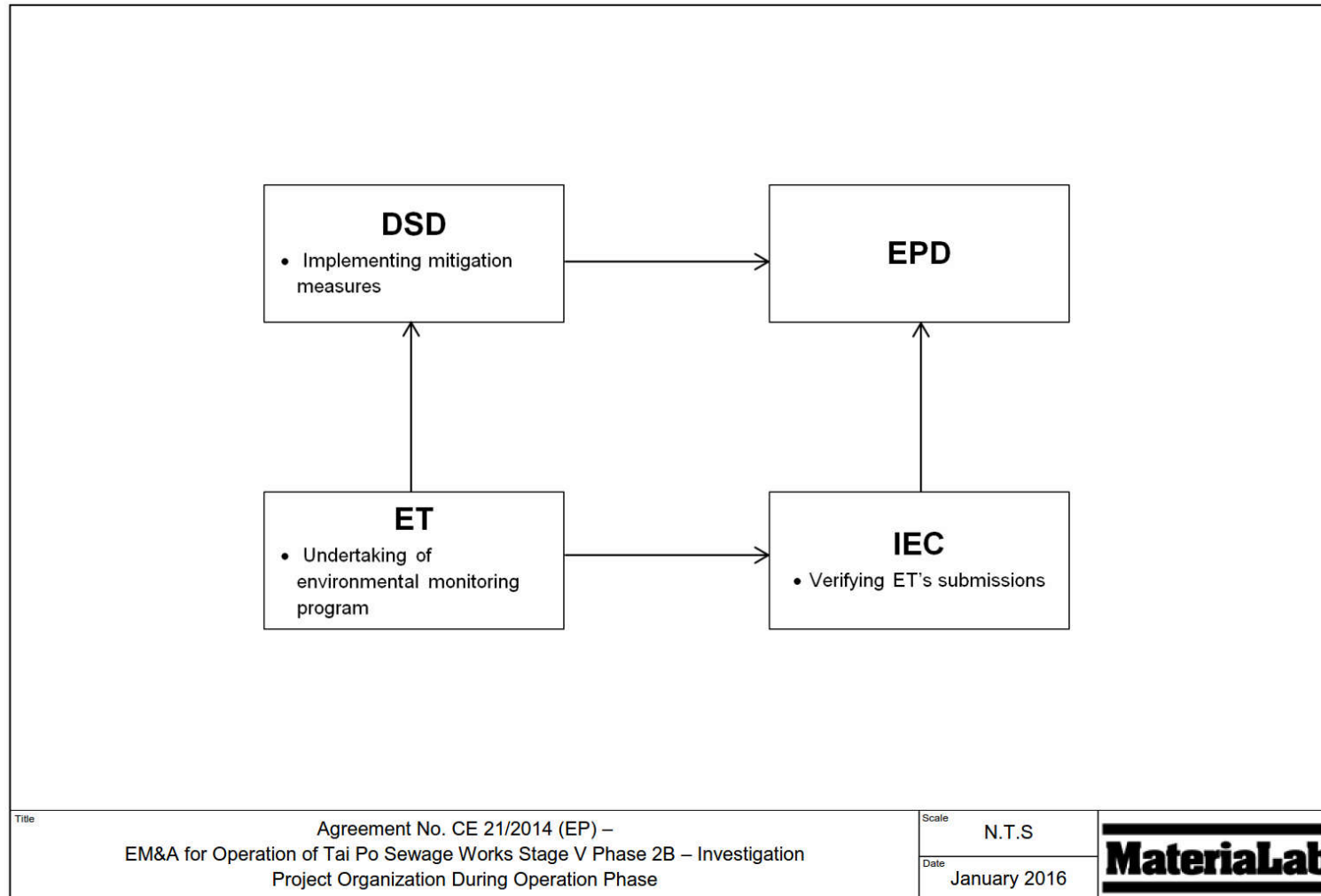
MATERIALAB – Waste & Environmental Technologies Joint Venture

Room 723 & 725, 7/F, Block B,
Profit Industrial Building,
1-15 Kwai Fung Crescent, Kwai Fong,
Hong Kong.

Tel : (852)-24508238
Fax : (852)-24508032
Email : mcl@fugro.com

MaterialLab

Report No.: 0151/15/ED/1111



P:\MCL\IE M&A\2015\0151-15\O-Chart

The copyright of this document is owned by MaterialLab Consultants Ltd. It may not be reproduced except with prior written approval from the Company.

A Fugro Group Company

MATERIALAB – Waste & Environmental Technologies Joint Venture

Room 723 & 725, 7/F, Block B,
Profit Industrial Building,
1-15 Kwai Fung Crescent, Kwai Fong,
Hong Kong.

Tel : (852)-24508238
Fax : (852)-24508032
Email : mcl@fugro.com

Materialab

Report No.: 0151/15/ED/1111

Appendix B
Monitoring Schedule

MATERIALAB – Waste & Environmental Technologies Joint Venture

Room 723 & 725, 7/F, Block B,
 Profit Industrial Building,
 1-15 Kwai Fung Crescent, Kwai Fong,
 Hong Kong.

Tel : (852)-24508238
 Fax : (852)-24508032
 Email : mcl@fugro.com



Report No.: 0151/15/ED/1111

Air Quality Monitoring Schedule for September 2018

Sep-2018						
Sun	Sun	Sun	Sun	Sun	Sun	Sun
						1
2	3	4	5	6	7	8
9	10	11	12	13	14	15
16	17	18	19	20	21 Air Quality (H₂S) Monitoring	22 Air Quality (H₂S) Monitoring
23	24	25	26	27	28	29
30						

Note: There was no marine water quality monitoring conducted during September 2018

Tentative Air Quality Monitoring Schedule for October 2018

Oct-2018						
Sun	Mon	Tue	Wed	Thu	Fri	Sat
	1	2	3	4	5	6
7	8	9	10	11	12	13
14	15	16	17	18	19 Air Quality (H₂S) Monitoring	20 Air Quality (H₂S) Monitoring
21	22	23	24	25	26	27
28	29	30	31			

MATERIALAB – Waste & Environmental Technologies Joint Venture

Room 723 & 725, 7/F, Block B,
Profit Industrial Building,
1-15 Kwai Fung Crescent, Kwai Fong,
Hong Kong.

Tel : (852)-24508238
Fax : (852)-24508032
Email : mcl@fugro.com

MaterialLab

Report No.: 0151/15/ED/1111

Appendix C

Event / Action Plan for Air Quality Monitoring (Operation Phase)

MATERIALAB – Waste & Environmental Technologies Joint Venture

Room 723 & 725, 7/F, Block B,
Profit Industrial Building,
1-15 Kwai Fung Crescent, Kwai Fong,
Hong Kong.

Tel : (852)-24508238
Fax : (852)-24508032
Email : mcl@fugro.com

MaterialLab

Report No.: 0151/15/ED/1111

Event	Action		
	TPSTW Engineer –in-charge of Odour Monitoring	DSD ST1	DSD/SP / E &MP (*)
Exceedance of action level or receipt of any odour complaints	<ol style="list-style-type: none"> 1. Identify source/ reason of exceedance or odour complaints; and 2. Repeat measurement confirm finding. 	<ol style="list-style-type: none"> 1. carry out investigation to identify the source / reason of exceedance or complaints. Investigation shall be completed within 1 week; 2. rectify any unacceptable practice; 3. amended working methods if required; 4. inform DSD SP/E&MP if cause of complaints or exceedance is considered to be caused by civil or E &M design problems; 5. Correspond to the complaints within 10 days to inform the cause of nuisance and action taken; and cause of nuisance; and 6. Implement amended working methods. 	<ol style="list-style-type: none"> 1. Assist ST1 to find the root cause of the complaint or exceedance; and 2. modify or improve design as appropriate.
Exceedance of Limit level or receipt of two or more complaints in 3 months	<ol style="list-style-type: none"> 1. Identify source / reason of exceedance or odour complaints; 2. Repeat measurements to confirm findings ; 3. Increase monitoring frequency to monthly; and 4. If exceedance stops, cease additional monitoring. 	<ol style="list-style-type: none"> 1. Carry out investigation to identify the source / reason of exceedance or complaints. Investigation shall be completed within 1 week; 2. rectify any unacceptable practice; 3. amended working methods if required; 4. notify DSD SP / E&MP; 5. formulate remedial actions; 6. ensure amended working methods and remedial actions properly implemented; 7. if exceedance continues, consider what portion of the work is responsible and stop that portion of work until the exceedance is abated; and 8. correspond to the complaints within 10 days to inform the cause of the nuisance and action taken. 	<ol style="list-style-type: none"> 1. Assist ST1 to find the root cause of the complaint or exceedance; 2. modify or improve design as appropriate; and 3. formulate remedial actions in association with ST1

MATERIALAB – Waste & Environmental Technologies Joint Venture

Room 723 & 725, 7/F, Block B,
Profit Industrial Building,
1-15 Kwai Fung Crescent, Kwai Fong,
Hong Kong.

Tel : (852)-24508238
Fax : (852)-24508032
Email : mcl@fugro.com

MaterialLab

Report No.: 0151/15/ED/1111

Appendix D

Calibration Certificate



AMETEK ARIZONA INSTRUMENT
 800.528.7411 | (f) 602.281.1745 | www.azic.com
 Exclusive Manufacturer of Computrac[®] Moisture Analyzers
 and Jerome[®] Mercury & Hydrogen Sulfide Analyzers

Certification of Instrument Calibration

Guyline (Asia) Ltd
 Rm 1611, Eastern Harbour Centre
 Quarry Bay,

RMA # 2583117

This is to certify that the Jerome X631 0003 Gold Film Hydrogen Sulfide Analyzer, Serial Number 2966, with Sensor Number 14-11-23-R2D, was calibrated with standard units traceable to NIST.

Calibration Status as Received:		<u>Out of Calibration</u>		
		Actual	Calibration Gas	Allowable Range
Incoming:	Range 1	0.436 ppm H2S	0.500 ppm H2S	+/- 6%
	RSD %	2.92		<5%
Outgoing:	Range 1	0.511 ppm H2S	0.500 ppm H2S	+/- 6%
	RSD %	1.79		<5%

Calibration Status as Left: In Calibration

Estimated Uncertainty of Calibration System: 2.8%

Calibration Date: 23-Jul-2018 Recalibration Date: 22-Jul-2019

Temperature °F: 76.50 % Relative Humidity: 48.20

Cheryl Hradek

Approved By: _____
 Title: Cheryl Hradek - Quality Control

Date Approved: 24-Jul-2018

Equipment Used:

- H2S Calibration Standard:** CC-230020 NIST#: 1417575
Calibration Date: 30-May-2017 **Calibration Date Due:** 31-May-2020
- Mass Flow Controller B:** 124604 NIST#: 178012
Calibration Date: 13-Nov-2017 **Calibration Date Due:** 13-Nov-2018
- Mass Flow Controller D:** 124602 NIST#: 178002
Calibration Date: 13-Nov-2017 **Calibration Date Due:** 13-Nov-2018
- Digital Multimeter:** 66961028 NIST#: 7003079
Calibration Date: 16-Feb-2018 **Calibration Date Due:** 16-Feb-2019
- Flowmeter:** US16G65993 NIST#: 1813; 1817; 1796
Calibration Date: 20-Oct-2017 **Calibration Date Due:** 21-Oct-2018

Calibration Procedure Used: 730-0032

AMETEK Arizona Instrument certifies that the above listed instrument meets or exceeds all published specifications and has been calibrated using standards whose accuracy are traceable to the NATIONAL INSTITUTE OF STANDARDS AND TECHNOLOGY within the limitations of the Institute's calibration services, or have been derived from accepted values of natural physical constants, or have been derived by the ratio type of self-calibration techniques.

Disclaimer: Any unauthorized adjustments, removal or breaking of QC seals, or other customer modifications on your Jerome Analyzer WILL VOID this factory calibration. Because any of the above acts could affect the calibration and readings of the instrument, their certification will no longer be valid and, further, AMETEK Arizona Instrument WILL NOT be responsible for any liabilities created as a result of using the instrument after such adjustments, seal removal, or modifications.

As long as a functional test is within range, according to the procedure outlined in the Operator's Manual, the instrument is performing correctly.

This document shall not be reproduced, except in full, without the written approval of AMETEK Arizona Instrument.

MATERIALAB – Waste & Environmental Technologies Joint Venture

Room 723 & 725, 7/F, Block B,
Profit Industrial Building,
1-15 Kwai Fung Crescent, Kwai Fong,
Hong Kong.

Tel : (852)-24508238
Fax : (852)-24508032
Email : mcl@fugro.com

MaterialLab

Report No.: 0151/15/ED/1111

Appendix E

Air Quality (H₂S) Monitoring Data and Graphical Plots

MATERIALAB – Waste & Environmental Technologies Joint Venture

Room 723 & 725, 7/F, Block B,
Profit Industrial Building,
1-15 Kwai Fung Crescent, Kwai Fong,
Hong Kong.

Tel : (852)-24508238
Fax : (852)-24508032
Email : mcl@fugro.com



Report No.: 0151/15/ED/1111

Location	Time Interval	H ₂ S concentration (ppb)*							
		28 th Odour Impact Monitoring (21-22 September 2018)							
		15-minute integrated average	24-hour average	Maximum	Minimum	Action Level	Exceedance	Limit Level	Exceedance
AS12 ^{1,2}	0700-1000	33.3	12.7	33.3	6.0	2.5	Yes	2.5	Yes
	1000-1300	17.7							
	1300-1600	12.3							
	1600-1900	11.3							
	1900-2200	6.0							
	2200-0100	6.3							
	0100-0400	6.7							
0400-0700	7.7								
AS4 ^{1,2}	0700-1000	11.0	32.7	59.3	11.0	2.5	Yes	2.5	Yes
	1000-1300	29.0							
	1300-1600	38.0							
	1600-1900	29.7							
	1900-2200	38.0							
	2200-0100	59.3							
	0100-0400	36.3							
0400-0700	20.3								
AS1 ^{1,2}	0700-1000	8.0	5.5	9.3	2.7	2.5	Yes	2.5	Yes
	1000-1300	6.3							
	1300-1600	9.3							
	1600-1900	4.7							
	1900-2200	3.3							
	2200-0100	2.7							
	0100-0400	2.7							
0400-0700	6.7								
PRI401	0700-1000	71.7	129.2	430.3	37.0	NA	NA	NA	NA
	1000-1300	430.3							
	1300-1600	37.0							
	1600-1900	99.3							
	1900-2200	85.0							
	2200-0100	105.7							
	0100-0400	99.7							
0400-0700	105.0								
PRI203	0700-1000	450.3	222.5	736.7	22.3	NA	NA	NA	NA
	1000-1300	394.7							
	1300-1600	736.7							
	1600-1900	36.7							
	1900-2200	43.3							
	2200-0100	54.3							
	0100-0400	42.0							
0400-0700	22.3								

*Accuracy is not guaranteed by the manufacturer for readings that are lower than 0.003 ppm (3 ppb).

MATERIALAB – Waste & Environmental Technologies Joint Venture

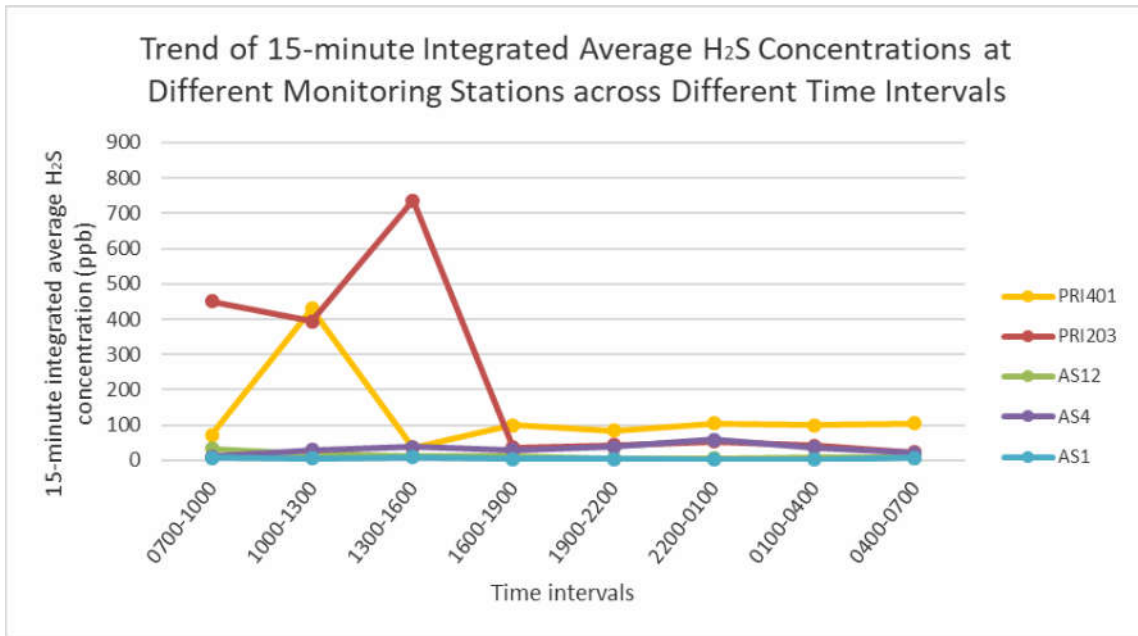
Room 723 & 725, 7/F, Block B,
 Profit Industrial Building,
 1-15 Kwai Fung Crescent, Kwai Fong,
 Hong Kong.

Tel : (852)-24508238
 Fax : (852)-24508032
 Email : mcl@fugro.com



Report No.: 0151/15/ED/1111

	0700-1000	1000-1300	1300-1600	1600-1900	1900-2200	2200-0100	0100-0400	0400-0700
PRI401	71.7	430.3	37.0	99.3	85.0	105.7	99.7	105.0
PRI203	450.3	394.7	736.7	36.7	43.3	54.3	42.0	22.3
AS12	33.3	17.7	12.3	11.3	6.0	6.3	6.7	7.7
AS4	11.0	29.0	38.0	29.7	38.0	59.3	36.3	20.3
AS1	8.0	6.3	9.3	4.7	3.3	2.7	2.7	6.7



MATERIALAB – Waste & Environmental Technologies Joint Venture

Room 723 & 725, 7/F, Block B,
Profit Industrial Building,
1-15 Kwai Fung Crescent, Kwai Fong,
Hong Kong.

Tel : (852)-24508238
Fax : (852)-24508032
Email : mcl@fugro.com

MaterialLab

Report No.: 0151/15/ED/1111

Appendix F

Site Record

General Information				
Monitoring Station	PR1461			
Date	21-9-2018			
Weather	Fine			
Monitoring Results				
Sample No.	Time	Wind Speed	Wind Direction	Level(ppm)
Sample 1	Start: 0700	0.2	E	0.091, 0.074 0.050
	Stop: 0710	0.2	E	
Sample 2	Start: 1000	0.1	E	0.135, 0.056, 1.1
	Stop: 1010	0.1	E	
Sample 3	Start: 1300	0.7	E	0.056, 0.037, 0.018
	Stop: 1310	0.7	E	
Sample 4	Start: 1600	0.4	E	0.098, 0.097 0.103
	Stop: 1610	0.2	E	
Sample 5	Start: 1900	0.1	E	0.093, 0.082 0.080
	Stop: 1910	0	/	
Sample 6	Start: 2200	0.1	E	0.108, 0.112 0.097
	Stop: 2210	0.1	E	
Sample 7	Start: 0105	0.3	E	0.093, 0.107 0.099
	Stop: 0115	0.2	E	
Sample 8	Start: 0500	0	/	0.120, 0.101 0.094
	Stop: 0510	0	/	
Other Observations				

Name & Designation

Signature

Date

Recorded by:

Checked by:

General Information				
Monitoring Station	PK1203			
Date	21-9-2018			
Weather	Fine			
Monitoring Results				
Sample No.	Time	Wind Speed	Wind Direction	Level(ppm)
Sample 1	Start: 0825	0	—	0.042, 0.109, 1-2
	Stop: 0835	0	—	
Sample 2	Start: 1125	0.1	E	0.023, 0.061, 1-1
	Stop: 1135	0.1	E	
Sample 3	Start: 1425	0.1	E	0.36, 0.46, 1-39
	Stop: 1438	0.1	E	
Sample 4	Start: 1719	0	E	0.031, 0.041 0.038
	Stop: 1729	0	—	
Sample 5	Start: 2019	0	—	0.037, 0.049 0.044
	Stop: 2029	0	—	
Sample 6	Start: 2340	0	—	0.036, 0.049 0.078
	Stop: 2350	0	—	
Sample 7	Start: 0230	0.1	E	0.033, 0.051 0.042
	Stop: 0240	0	—	
Sample 8	Start: 0625	0	—	0.024, 0.023 0.020
	Stop: 0635	0	—	
Other Observations				

Name & Designation

Signature

Date

Recorded by:

Checked by:

General Information				
Monitoring Station	AS12			
Date	21-9-2018			
Weather	Fine			
Monitoring Results				
Sample No.	Time	Wind Speed	Wind Direction	Level(ppm)
Sample 1	Start: 0840	0.1	E	0.074, 0.013, 0.013
	Stop: 0850	0.2	E	
Sample 2	Start: 1140	0.1	E	0.004, 0.022, 0.027
	Stop: 1150	0.1	E	
Sample 3	Start: 1440	0.1	E	0.010, 0.017, 0.010
	Stop: 1450	0.1	E	
Sample 4	Start: 1739	0.1	E	0.012, 0.014 0.008
	Stop: 1749	0.2	E	
Sample 5	Start: 2039	0.1	E	0.005, 0.008 0.005
	Stop: 2049	0	—	
Sample 6	Start: 0000	0.2	E	0.007, 0.006 0.006
	Stop: 0010	0.1	E	
Sample 7	Start: 0250	0.1	E	0.009, 0.005 0.006
	Stop: 0300	0.3	E	
Sample 8	Start: 0645	0	—	0.005, 0.010 0.008
	Stop: 0655	0	—	
Other Observations				

Name & Designation

Signature

Date

Recorded by:

Checked by:

General Information				
Monitoring Station	AS4			
Date	21-9-2018			
Weather	Fine			
Monitoring Results				
Sample No.	Time	Wind Speed	Wind Direction	Level(ppm)
Sample 1	Start: 0900	0-1	E	0.014, 0.010, 0.009
	Stop: 0910	0-1	E	
Sample 2	Start: 1200	0-2	E	0.064, 0.029, 0.014
	Stop: 1210	0-2	E	
Sample 3	Start: 1500	0-3	E	0.053, 0.023, 0.038
	Stop: 1510	0-3	E	
Sample 4	Start: 1759	0	—	0.025, 0.031 0.033
	Stop: 1809	0	—	
Sample 5	Start: 2059	0-1	E	0.041, 0.035 0.038
	Stop: 2109	0-2	E	
Sample 6	Start: 0020	0-2	E	0.054, 0.064 0.060
	Stop: 0030	0-2	E	
Sample 7	Start: 0310	0-3	E	0.043, 0.036 0.030
	Stop: 0320	0-1	E	
Sample 8	Start: 0705	0	—	0.014, 0.025 0.022
	Stop: 0715	0	—	
Other Observations				

Name & Designation

Signature

Date

Recorded by:

Checked by:

General Information				
Monitoring Station	AS1			
Date	21-9-2018			
Weather	Fine			
Monitoring Results				
Sample No.	Time	Wind Speed	Wind Direction	Level(ppm)
Sample 1	Start: 0920	0	/	0.009, 0.007, 0.008
	Stop: 0930	0	/	
Sample 2	Start: 1220	0	/	0.006, 0.007, 0.006
	Stop: 1230	0	/	
Sample 3	Start: 1520	0.2	E	0.007, 0.009, 0.012
	Stop: 1530	0.2	E	
Sample 4	Start: 1819	0	/	0.005, 0.006, 0.003
	Stop: 1829	0	/	
Sample 5	Start: 2119	0	/	0.001, 0.005, 0.004
	Stop: 2129	0	/	
Sample 6	Start: 0040	0.1	E	0.002, 0.003, 0.003
	Stop: 0050	0.2	E	
Sample 7	Start: 0330	0.2	E	0.001, 0.004, 0.003
	Stop: 0340	0.2	E	
Sample 8	Start: 0725	0.3	E	0.009, 0.008, 0.003
	Stop: 0735	0.1	E	
Other Observations				

Name & Designation

Signature

Date

Recorded by:

Checked by:

MATERIALAB – Waste & Environmental Technologies Joint Venture

Room 723 & 725, 7/F, Block B,
Profit Industrial Building,
1-15 Kwai Fung Crescent, Kwai Fong,
Hong Kong.

Tel : (852)-24508238
Fax : (852)-24508032
Email : mcl@fugro.com

MaterialLab

Report No.: 0151/15/ED/1111

Hourly Temperature of the Monitoring Period:

Date	Time	Temperature (° C)
21-September-18	7:00	26
	8:00	29
	9:00	32
	10:00	33
	11:00	33
	12:00	33
	13:00	33
	14:00	32
	15:00	32
	16:00	32
	17:00	31
	18:00	30
	19:00	29
	20:00	28
21:00	28	
22:00	27	
23:00	27	
22-September-18	0:00	27
	1:00	26
	2:00	27
	3:00	26
	4:00	26
	5:00	25
	6:00	25
7:00	26	

MATERIALAB – Waste & Environmental Technologies Joint Venture

Room 723 & 725, 7/F, Block B,
Profit Industrial Building,
1-15 Kwai Fung Crescent, Kwai Fong,
Hong Kong.

Tel : (852)-24508238
Fax : (852)-24508032
Email : mcl@fugro.com

MaterialLab

Report No.: 0151/15/ED/1111

Appendix G

Implementation Schedule of Environmental Mitigation Measures (EMIS) for Operation Phase

MATERIALAB – Waste & Environmental Technologies Joint Venture

Room 723 & 725, 7/F, Block B,
Profit Industrial Building,
1-15 Kwai Fung Crescent, Kwai Fong,
Hong Kong.

Tel : (852)-24508238
Fax : (852)-24508032
Email : mcl@fugro.com

MaterialLab

Report No.: 0151/15/ED/1111

EIA Ref.	Environmental Protection Measures	Location of the measures	Implementation Status
Air Quality			
S3.7.5 & 3.7.8	Exposed area at Stage I/II & IV of inlet pumping stations, sludge digestion tank outlet chambers should be covered, with the foul air drawn through deodorization units and discharged after treatment. The grit removal & flume channel at Stage I/II inlet works and the grit removal at Stage IV inlet works should be covered.	TPSTW	Completed
S3.7.6	Weir launders of the Stage I/II and Stage IV primary sedimentation tanks should be covered to control odour emission. Chemical should also be added to the sewage at Tai Yuen Sewage Pumping Station No.4 for the control of odour at Stage IV inlet pumping station, screen house and primary sedimentation tanks.	TPSTW	Completed
S3.7.7	The sludge gravity thickeners, sludge consolidation tanks, screening unit (next to dewatering house), exposed area of wet well of Stage I/II returned activated sludge pumping station and wet well of Stage I/II sludge pumping station should be enclosed to ensure no leakage of odorous gas whereas foul air from the sludge gravity thickeners and sludge consolidation tanks would be discharged via deodorizers.	TPSTW	Completed
Water Quality			
S4.8.10	Silt curtains should be installed at the Shatin and Tai Po Seawater Intakes. Relevant government departments including EPD and WSD should be informed of then maintenance.	TPSTW	Not applicable in this reporting month.
S4.8.11	Dual power supply or ring main supply from CLP should be provided for the Project to avoid any loss of electrical supply. In addition, standby facilities for the main treatment units, standby parts/accessories to the equipment should also be provided in order to minimize the chance of emergency discharge.	TPSTW	Completed
S4.8.10 S4.8.12	Shutdown of the THEES, if unavoidable, should be shortened as far as possible. The relevant procedures established in the contingency plan as attached in Appendix 4.5 of the EIA report should be properly followed.	TPSTW	Not applicable in this reporting month.
S4.8.13	Dye test is recommended for detection of pipe leakage.	Submarine pipeline at Tolo Harbour	Not applicable in this reporting month.
S4.10.1	Effluent monitoring is recommended to ensure the effectiveness of the proposed treatment process. Details of the monitoring requirements are specified in the EM&A.	Exit of disinfection facilities	Completed
S4.10.2	A post project monitoring (PPM) programme for Victoria Harbour should be implemented to confirm the predictions of the water quality made in the EIA report. The PPM would consist of one- year baseline monitoring before commissioning and one-year impact monitoring after commissioning of the Project. The extent of PPM programme is subject to the prevailing environmental conditions at the time before commissioning of the Project. A more detailed description of the PPM requirements is given in the standalone EM&A Manual	Victoria Harbour	Not applicable in this reporting month.
S4.10.3	A PPM programme will be also implemented in the Tolo Harbour during the operational phase. The PPM would involve water quality monitoring at the Tai Po and Sha Tin seawater intake during the first wet season (June to August) after full commissioning of the Project. Marine water quality parameters including SS and NH3-N should be monitored. The water quality monitoring frequency shall be twice per month and should cover the effects of different tidal status (at least one for high tide and one for low tide) for each seawater intake.	Tolo Harbour	Not applicable in this reporting month.

MATERIALAB – Waste & Environmental Technologies Joint Venture

Room 723 & 725, 7/F, Block B,
Profit Industrial Building,
1-15 Kwai Fung Crescent, Kwai Fong,
Hong Kong.

Tel : (852)-24508238
Fax : (852)-24508032
Email : mcl@fugro.com

MaterialLab

Report No.: 0151/15/ED/1111

S4.8.10 &S4.10.4	Marine water quality monitoring should be carried out under emergency condition or during maintenance of the THEES tunnel to verify the findings of the water quality modelling. It is recommended that the maintenance of the THEES tunnel, if unavoidable, should be conducted during winter season or low flow periods and to avoid the "blooming" season of algae (normally from April to June) if practicable. Details of the monitoring requirements are specified in the EM&A Manual.	Tolo Harbour	Not applicable in this reporting month.
Waste Management			
S5.5.9	<u>Chemical Waste</u> For the disposal of spent UV lamps, the STW operator would be required to register with the EPD as a Chemical Waste Producer and to follow the requirements stated in the Code of Practice on the Packaging, Labelling and Storage of Chemical Wastes. A chemical waste producer must engage a licensed waste collector to transport and dispose of the chemical wastes in accordance with the Waste Disposal (Chemical Waste) (General) Regulation.	TPSTW	Completed
Landfill Gas Hazard			
S6.6.9	When service voids, manholes or inspection chambers within the proposed site are entered for maintenance, monitoring and a checklist system of safety requirements should be performed before entry in accordance with Code of Practice on Safety and Health at Work in Confined Spaces.	Area of TPSTW within 250m consultation zone	Completed
S6.6.10	For newly built permanent structures, gas-resistant polymeric membranes shall be incorporated into floor or wall construction to act as a continuous sealed layer for the structure. In addition, forced ventilation shall be installed in such rooms or buildings. Gas detection systems should also be proposed where there is an organization involved in the long-term or frequently use of the development in order to monitor internal spaces inside buildings.	Area of TPSTW within 250m consultation zone	Completed
S6.6.11	Forced ventilation should be used if methane of more than 0.5% (by volume) in the internal atmosphere (e.g. In service voids, manholes, inspection chambers or rooms as mentioned above) is detected.	Area of TPSTW within 250m consultation zone	Completed
S6.6.12	No person should enter or remain in any confined spaces or trenches where the carbon dioxide concentration exceeds 1.5% (by volume).	Area of TPSTW within 250m consultation zone	Completed
S6.6.13	Oxygen concentration should be monitored and no person shall enter or remain in any confined spaces or trenches where the oxygen content of air has fallen below 18 % by volume.	Area of TPSTW within 250m consultation zone	Completed
S6.6.14	All the access to these confined spaces should be restricted only to authorized personnel who should be aware of the LFG hazard. No member of general public should be permitted or allowed to access these confined spaces, manholes or inspection chambers.	Area of TPSTW within 250m consultation zone	Completed

MATERIALAB – Waste & Environmental Technologies Joint Venture

Room 723 & 725, 7/F, Block B,
Profit Industrial Building,
1-15 Kwai Fung Crescent, Kwai Fong,
Hong Kong.

Tel : (852)-24508238
Fax : (852)-24508032
Email : mcl@fugro.com

MaterialLab

Report No.: 0151/15/ED/1111

**Appendix H
Chemical Waste Producer Registration License**

MATERIALAB – Waste & Environmental Technologies Joint Venture

Room 723 & 725, 7/F, Block B,
Profit Industrial Building,
1-15 Kwai Fung Crescent, Kwai Fong,
Hong Kong.

Tel : (852)-24508238
Fax : (852)-24508032
Email : mcl@fugro.com

MaterialLab

Report No.: 0151/15/ED/1111


MEMO

From : <u>Director of Environmental Protection</u>	To : <u>Director of Drainage Services</u> (Attn. Mr. Ho Wai Hung) <i>HW</i> 2/5 / Tai Po STW
Ref. : () in EP CW/D2226/727/15	Your Ref. : _____ in TP/A57
Tel. : <u>2634 3884</u> Fax <u>2685 1155</u>	dated : _____ Fax no <u>26660207</u>
Date : <u>19 APRIL, 2000</u>	

Waste Disposal Ordinance (Cap.354)
Waste Disposal (Chemical Waste) (General) Regulation
Registration as a Chemical Waste Producer
Tai Po Sewage Treatment Works

I refer to your memo under reference.

- Our records show that there are duplicate registration as a chemical waste producer (CWP) for the Tai Po Sewage Treatment Works. As per your request, we have removed one of the CWP registration (WPN of 0014-727-D2158-02 dated 26.10.1992) from the register with effect from the date of this memo. As a result, the registration form (Form EPD 130) with WPN of 0014-727-D2158-02 dated 26.10.1992 for the above premises is no longer valid.
- On the other hand, I am pleased to inform you that your revised registration (WPN of 0014-727-D2226-15) with this Department as a CWP has been completed. Your assigned Waste Producer Number (WPN) and the particulars of your establishment are printed in the enclosed form (EPD 130). Please check these entries in the form and notify this Department immediately in any irregularities are detected. Please note that this registration is not transferable and will be valid only in respect of the applicant and the premises registered. In case of any change in the registration particulars, you should inform this Department as soon as possible so that our record so that our record can be amended accordingly.
- Should you have any queries, please contact our Mr. YIU on 26851156 or the undersigned.


(W.C. SUN)
Local Control Office (Territory North)
for Director of Environmental Protection

Encl.


MATERIALAB – Waste & Environmental Technologies Joint Venture

Room 723 & 725, 7/F, Block B,
Profit Industrial Building,
1-15 Kwai Fung Crescent, Kwai Fong,
Hong Kong.

Tel : (852)-24508238
Fax : (852)-24508032
Email : mcl@fugro.com

MaterialLab

Report No.: 0151/15/ED/1111

Environmental Protection Department 環境保護署								
Waste Disposal Ordinance (Chapter 354) 香港法例第354章廢物處理條例								
Waste Disposal (Chemical Waste) (General) Regulation 廢物處理(化學廢物)(一般)規例								
Registration of Waste Producer 廢物產生者登記證								
To: 致	<table border="1"> <tr> <td>Waste Producer 廢物產生者</td> <td> Full Name (English) DIRECTOR OF 全名:(英文) DRAINAGE SERVICES (Chinese) 渠務署署長 (中文) 渠務署署長 I.D. Card No. (if any) - - - 身份證號碼:(如有者) Business Reg. Cert. No. (if any) 商業登記證號碼:(如有者) - - - Address for Correspondence 通訊地址: DSD, TAI PO SEWAGE TREATMENT WORKS, 7 DAI KWAI STREET, TAI PO INDUSTRIAL ESTATE, TAI PO, N.T. Tel. No. 26640011 Fax No. 26660207 電話: 26640011 圖文傳真: 26660207 </td> </tr> </table>	Waste Producer 廢物產生者	Full Name (English) DIRECTOR OF 全名:(英文) DRAINAGE SERVICES (Chinese) 渠務署署長 (中文) 渠務署署長 I.D. Card No. (if any) - - - 身份證號碼:(如有者) Business Reg. Cert. No. (if any) 商業登記證號碼:(如有者) - - - Address for Correspondence 通訊地址: DSD, TAI PO SEWAGE TREATMENT WORKS, 7 DAI KWAI STREET, TAI PO INDUSTRIAL ESTATE, TAI PO, N.T. Tel. No. 26640011 Fax No. 26660207 電話: 26640011 圖文傳真: 26660207					
Waste Producer 廢物產生者	Full Name (English) DIRECTOR OF 全名:(英文) DRAINAGE SERVICES (Chinese) 渠務署署長 (中文) 渠務署署長 I.D. Card No. (if any) - - - 身份證號碼:(如有者) Business Reg. Cert. No. (if any) 商業登記證號碼:(如有者) - - - Address for Correspondence 通訊地址: DSD, TAI PO SEWAGE TREATMENT WORKS, 7 DAI KWAI STREET, TAI PO INDUSTRIAL ESTATE, TAI PO, N.T. Tel. No. 26640011 Fax No. 26660207 電話: 26640011 圖文傳真: 26660207							
<p>With reference to your application dated 09 / 03 / 2000 for registration as a Waste Producer under the Waste Disposal (Chemical Waste) (General) Regulation, the Waste Producer Number, WPN [010114]-[71217]-[D12121216]-[115] is assigned to you in respect of the location or premises listed below:-</p> <p>前於 2000 年 三 月 九 日根據廢物處理(化學廢物)(一般)規例而來信,申請登記為廢物產生者,茲特配子廢物產生者編號第 [010114]-[71217]-[D12121216]-[115] 號,予下開地點或樓宇:-</p>								
Location or Premises where the waste is produced 產生廢物的地點或樓宇	<table border="1"> <tr> <td>Name of Establishment 機構名稱: DSD, TAI PO SEWAGE TREATMENT WORKS</td> </tr> <tr> <td>Business Reg. Cert. No. (if any) 商業登記證號碼:(如有者) - - -</td> </tr> <tr> <td>Nature of Business 業務性質: SEWAGE TREATMENT</td> </tr> <tr> <td>Major chemical waste types 主要化學廢物種類: SPENT LUBRICATING OIL & SPENT SOLVENT</td> </tr> <tr> <td>Address 地址: DSD, TAI PO SEWAGE TREATMENT WORKS, 7 DAI KWAI STREET, TAI PO INDUSTRIAL ESTATE, TAI PO, N.T.</td> </tr> <tr> <td>Tel. No. 26640011 Fax No. 26660207 電話: 26640011 圖文傳真: 26660207</td> </tr> <tr> <td>Contact Person (Full Name) 聯絡人:(全名) HO WAI HUNG (Capacity) (職位) WORKS MANAGER</td> </tr> </table>	Name of Establishment 機構名稱: DSD, TAI PO SEWAGE TREATMENT WORKS	Business Reg. Cert. No. (if any) 商業登記證號碼:(如有者) - - -	Nature of Business 業務性質: SEWAGE TREATMENT	Major chemical waste types 主要化學廢物種類: SPENT LUBRICATING OIL & SPENT SOLVENT	Address 地址: DSD, TAI PO SEWAGE TREATMENT WORKS, 7 DAI KWAI STREET, TAI PO INDUSTRIAL ESTATE, TAI PO, N.T.	Tel. No. 26640011 Fax No. 26660207 電話: 26640011 圖文傳真: 26660207	Contact Person (Full Name) 聯絡人:(全名) HO WAI HUNG (Capacity) (職位) WORKS MANAGER
Name of Establishment 機構名稱: DSD, TAI PO SEWAGE TREATMENT WORKS								
Business Reg. Cert. No. (if any) 商業登記證號碼:(如有者) - - -								
Nature of Business 業務性質: SEWAGE TREATMENT								
Major chemical waste types 主要化學廢物種類: SPENT LUBRICATING OIL & SPENT SOLVENT								
Address 地址: DSD, TAI PO SEWAGE TREATMENT WORKS, 7 DAI KWAI STREET, TAI PO INDUSTRIAL ESTATE, TAI PO, N.T.								
Tel. No. 26640011 Fax No. 26660207 電話: 26640011 圖文傳真: 26660207								
Contact Person (Full Name) 聯絡人:(全名) HO WAI HUNG (Capacity) (職位) WORKS MANAGER								
 (W.C. SUN) for Director of Environmental Protection 環境保護署署長 (辛偉才 代行) Date 日期 19 / 04 / 2000								

WARNING: Any registered waste producer who fails to inform the Director of Environmental Protection of any change in his registration particulars commits an offence and is liable on conviction to a fine of \$10,000.

警告: 任何已登記的廢物產生者,若其登記資料有任何改變而不知會環境保護署署長,即屬違法,被定罪者最高罰款港幣10,000元。