



**AUES PROJECT No.: TCS/00684/13**

**WSD CONTRACT NO. 1/WSD/13 -  
IMPROVEMENT OF FRESH WATER SUPPLY TO  
CHEUNG CHAU**

**QUARTERLY ENVIRONMENTAL MONITORING AND  
AUDIT (EM&A) REPORT (NO.4)–  
JANUARY TO MARCH 2015**

PREPARED FOR  
**CHINA ROAD- CHINA PIPELINE JOINT VENTURE**

**Quality Index**

| <b>Date</b>   | <b>Reference No.</b>     | <b>Prepared By</b>   | <b>Approved By</b>   |
|---------------|--------------------------|--|--|
| 29 April 2015 | TCS00684/13/600/R00127v2 | <br>Martin Li<br>Assistant Environmental<br>Consultant | <br>T.W. Tam<br>Environmental Team Leader |

| <b>Version</b> | <b>Date</b>   | <b>Description</b>                              |
|----------------|---------------|---|
| 1              | 27 April 2015 | First Submission                                |
| 2              | 29 April 2015 | Amended against IEC's comments on 28 April 2015 |
|                |               |   |

Unit A-C, 27/F Ford Glory Plaza  
37-39 Wing Hong Street  
Cheung Sha Wan, Kowloon, Hong Kong  
T +852 3995 8100 F +852 3995 8101 E hongkong@smec.com  
[www.smec.com](http://www.smec.com)

30 April 2015

Our ref: 7076243/L18375/Ry/AB/VC/MC/rw

Black & Veatch Hong Kong Limited  
25/F, Millennium City 6  
392 Kwun Tong Road  
Kung Tung, Kowloon

**By Email and Fax**  
(no. 2981 1146)

Attention: Mr. Ernest CHAN

Dear Sir

**Contract No. 1/WSD/13**  
**Independent Environmental Checker Services for**  
**Improvement of Freshwater Supply to Cheung Chau**  
**Verification of Quarterly EM&A Report**

Reference is made to the *Quarterly Environmental Monitoring and Audit (EM&A) Report (No.2) – January to March 2015 Version 2 (Ref No: TCS00684/13/600/R0127v2)* dated 29 April 2015 submitted by the Environmental Team via their e-mail on 29 April 2015.

We are pleased to inform you that we have no further comment on the captioned document. We herewith verify that the Quarterly EM&A Report for January to March 2015 is prepared in accordance with Section 9.5 of the *Final EM&A Manual for the Improvement of Fresh Water Supply to Cheung Chau – Investigation* (EIAO Register No.:AEIAR-151/2010).

Thank you very much for your kind attention. Please do not hesitate to contact the undersigned should you have any queries.

Yours faithfully  
for and on behalf of  
SMEC Asia Limited



**Vivian CHAN**  
Independent Environmental Checker

|      |      |                 |                     |
|------|------|-----------------|---------------------|
| c.c. | WSD  | Mr. Lo          | (By Fax: 2351 6949) |
|      | CRBC | Mr. Raymond Miu | (By Fax: 2283 1689) |
|      | AUES | Mr. Tam         | (By Fax: 2959 6079) |

## EXECUTIVE SUMMARY

- ES.01 Water Supplies Department (hereafter referred as “WSD”) is the Project Proponent and the Permit Holder of *Improvement of Fresh Water Supply to Cheung Chau* (hereinafter referred as “the Project”), which is a Designated Project to be implemented under Environmental Permit number EP-392/2010/A which superseded EP-392/2010 on 19 December 2014 (hereinafter referred as “the EP-392/2010/A” or “the EP”).
- ES.02 Action-United Environmental Services and Consulting (AUES) has been appointed as the independent Environmental Team (ET) to implement the relevant EM&A programme. In the Project, China Road - China Pipeline Joint Venture (hereinafter “CRCPJV”) is the Main Contractor, SMEC Asia Limited as an Independent Environmental Checker (IEC), and Black & Veatch Hong Kong Limited is the representative engineer on site to manage the Project. The Works is predicted to take about 24 months.
- ES.03 As part of the project EM&A program, baseline monitoring was carried out by the ET in accordance with the project EM&A Manual from **4 January to 31 January 2014** to determine the ambient environmental conditions i.e. noise and marine water quality before commencement of construction works. The Baseline Report summarized the key findings and the rationale behind determining a set of Action and Limit Levels (A/L Levels) from the baseline data. It was submitted on **13 February 2014** and verified by IEC and endorsed by EPD before impact monitoring commencement on **28 March 2014**.
- ES.04 A set of A/L Levels serve as the yardsticks for assessing the acceptability of the environmental impact during the construction phase impact monitoring. They are statistical in nature and derived according to the criteria set out in the EM&A Manual and are given in the following tables.

**Table ES-1 Action and Limit Levels of Water Quality Monitoring**

| Impact Station | Dissolved Oxygen (mg/L)           |             |              |             | Depth Average of Turbidity (NTU) |             | Depth Average of SS (mg/L) |             |
|----------------|-----------------------------------|-------------|--------------|-------------|----------------------------------|-------------|----------------------------|-------------|
|                | Depth Average of Surface & Middle |             | Bottom       |             | Action Level                     | Limit Level | Action Level               | Limit Level |
|                | Action Level                      | Limit Level | Action Level | Limit Level |                                  |             |                            |             |
| W1             | 5.64                              | 4.54        | NA           | NA          | 5.87                             | 8.81        | 7.00                       | 8.00        |
| W2             | 5.16                              | 5.02        | NA           | NA          | 5.50                             | 5.66        | 7.00                       | 8.00        |
| W3             | 6.18                              | 5.66        | 5.36         | 5.05        | 6.94                             | 7.29        | 8.00                       | 8.00        |
| W4             | 5.94                              | 4.95        | 5.71         | 5.54        | 7.50                             | 8.03        | 7.85                       | 11.57       |
| W5             | 5.14                              | 5.00        | 5.79         | 5.79        | 5.44                             | 7.43        | 6.00                       | 6.43        |
| W6             | 5.92                              | 4.26        | 6.04         | 4.49        | 6.82                             | 7.10        | 8.00                       | 9.59        |
| W7             | 6.08                              | 5.78        | 6.08         | 5.60        | 5.71                             | 6.26        | 7.85                       | 10.00       |

**Table ES-2 Action and Limit Levels of Construction Noise Monitoring**

| Monitoring Location | Action Level  | Limit Level in dB(A) |
|---------------------|---|----------------------|
|                     | Time Period: 0700-1900 hours on normal weekdays     |                      |
| N1                  | When one or more documented complaints are received | 75 dB(A)             |

- ES.05 This is the **4<sup>th</sup>** Quarterly Environmental Monitoring and Audit Report for the Project, covering the period from **1 January 2015 to 31 March 2014** (the Reporting Quarter).

## ENVIRONMENTAL MONITORING AND AUDIT ACTIVITIES

- ES.06 Environmental monitoring activities under the EM&A program in this Reporting Quarter are summarized in the following table.

**Table ES-3 Environmental Monitoring Activities in Reporting Quarter**

| Issues             | Environmental Monitoring Parameters / Inspection | Occasions |
|--------------------|--|-----------|
| Construction Noise | L <sub>eq(30min)</sub> Daytime                   | 13        |
| Water Quality      | Marine Water Sampling                            | 37        |
| Inspection / Audit | ET Regular Environmental Site Inspection         | 13        |
|                    | IEC Monthly Environmental Site Audit             | 3         |

**BREACH OF ACTION AND LIMIT (A/L) LEVELS**

ES.07 In this Reporting Quarter, no exceedance of construction noise and marine water quality monitoring were recorded. No Notification of Exceedance (NOE) was issued. The statistics of environmental exceedance, NOE issued and investigation of exceedance are summarized in the following table.

**Table ES-4 Summary NOE issued and investigation of exceedance in Reporting Quarter**

| Environmental Issues | Monitoring Parameters          | Action Level | Limit Level | Event & Action |               |                    |
|----------------------|--------------------------------|--------------|-------------|----------------|---------------|--------------------|
|                      |                                |              |             | NOE Issued     | Investigation | Corrective Actions |
| Construction Noise   | L <sub>eq(30min)</sub> Daytime | 0            | 0           | 0              | -             | -                  |
| Water Quality        | DO                             | 0            | 0           | 0              | -             | -                  |
|                      | Turbidity                      | 0            | 0           | 0              | --            | -                  |
|                      | SS                             | 0            | 0           | 0              | --            | -                  |

Note: NOE – Notification of Exceedance

**ENVIRONMENTAL COMPLAINT**

ES.08 No environmental complaint was recorded or received in this Reporting Quarter.

**NOTIFICATION OF SUMMONS AND SUCCESSFUL PROSECUTIONS**

ES.09 No environmental summons or successful prosecutions were recorded in this Reporting Quarter.

**REPORTING CHANGE**

ES.10 There were no reporting changes made in this Reporting Quarter.

**SITE INSPECTION BY EXTERNAL PARTIES**

ES.11 Joint site inspection with EPD was held on 20 March 2015.

**FUTURE KEY ISSUES**

ES.12 As wet reason is approaching, water quality mitigation measures to prevent surface runoff into nearby water bodies or public areas should paid attention. Moreover, noise mitigation measures should be properly maintained to prevent construction noise as impacted surrounding resident.

**TABLE OF CONTENTS**

|            |   |           |
|------------|---|-----------|
| <b>1.0</b> | <b>INTRODUCTION</b>                                   | <b>1</b>  |
|            | PROJECT BACKGROUND                                    | 1         |
|            | REPORT STRUCTURE                                      | 1         |
| <b>2.0</b> | <b>PROJECT ORGANIZATION AND CONSTRUCTION PROGRESS</b> | <b>2</b>  |
|            | PROJECT ORGANIZATION AND MANAGEMENT STRUCTURE         | 2         |
|            | CONSTRUCTION PROGRESS                                 | 2         |
|            | SUMMARY OF ENVIRONMENTAL SUBMISSIONS                  | 2         |
| <b>3.0</b> | <b>SUMMARY OF MONITORING REQUIREMENTS</b>             | <b>3</b>  |
|            | GENERAL   | 3         |
|            | MONITORING PARAMETERS                                 | 3         |
|            | MONITORING LOCATION                                   | 3         |
|            | MONITORING FREQUENCY AND PERIOD                       | 4         |
|            | MONITORING EQUIPMENT                                  | 4         |
|            | MONITORING METHODOLOGY                                | 6         |
|            | EQUIPMENT CALIBRATION                                 | 7         |
|            | METEOROLOGICAL INFORMATION                            | 7         |
|            | DATA MANAGEMENT AND DATA QA/QC CONTROL                | 7         |
|            | DETERMINATION OF ACTION/LIMIT (A/L) LEVELS            | 7         |
| <b>4.0</b> | <b>IMPACT MONITORING RESULTS</b>                      | <b>9</b>  |
|            | RESULTS OF WATER QUALITY MONITORING                   | 9         |
|            | RESULTS OF CONSTRUCTION NOISE MONITORING              | 10        |
| <b>5.0</b> | <b>WASTE MANAGEMENT</b>                               | <b>11</b> |
|            | RECORDS OF WASTE QUANTITIES                           | 11        |
| <b>6.0</b> | <b>SITE INSPECTION</b>                                | <b>12</b> |
| <b>7.0</b> | <b>ENVIRONMENTAL COMPLAINT AND NON-COMPLIANCE</b>     | <b>14</b> |
|            | ENVIRONMENTAL COMPLAINT, SUMMONS AND PROSECUTION      | 14        |
| <b>8.0</b> | <b>IMPLEMENTATION STATUS OF MITIGATION MEASURES</b>   | <b>15</b> |
|            | GENERAL REQUIREMENTS                                  | 15        |
| <b>9.0</b> | <b>CONCLUSIONS AND RECOMMENDATIONS</b>                | <b>16</b> |
|            | CONCLUSIONS   | 16        |
|            | RECOMMENDATIONS                                       | 16        |

**LIST OF TABLES**

|           |  |
|-----------|--|
| TABLE 2-1 | STATUS OF ENVIRONMENTAL LICENSES AND PERMITS                           |
| TABLE 3-1 | SUMMARY OF THE MONITORING PARAMETERS OF EM&A REQUIREMENTS              |
| TABLE 3-2 | LOCATION OF MARINE WATER QUALITY MONITORING STATION                    |
| TABLE 3-3 | LOCATION OF CONSTRUCTION NOISE MONITORING STATION                      |
| TABLE 3-4 | MONITORING EQUIPMENT USED IN EM&A PROGRAM                              |
| TABLE 3-5 | ACTION AND LIMIT LEVELS FOR WATER QUALITY                              |
| TABLE 3-6 | ACTION AND LIMIT LEVELS FOR CONSTRUCTION NOISE                         |
| TABLE 4-1 | RESULTS SUMMARY OF DEPTH AVERAGE (SURFACE & MIDDLE LAYER) OF DO (MG/L) |
| TABLE 4-2 | RESULTS SUMMARY OF BOTTOM DEPTH OF DO (MG/L)                           |
| TABLE 4-3 | RESULTS SUMMARY OF DEPTH AVERAGE OF TURBIDITY (NTU)                    |
| TABLE 4-4 | RESULTS SUMMARY OF DEPTH AVERAGE OF SUSPENDED SOLIDS (MG/L)            |
| TABLE 4-5 | SUMMARY OF WATER QUALITY EXCEEDANCE                                    |

|           |   |
|-----------|---|
| TABLE 4-6 | SUMMARY OF CONSTRUCTION NOISE MONITORING RESULTS – N1 |
| TABLE 5-1 | SUMMARY OF QUANTITIES OF INERT C&D MATERIALS          |
| TABLE 5-2 | SUMMARY OF QUANTITIES OF C&D WASTES                   |
| TABLE 6-1 | SITE OBSERVATIONS                                     |
| TABLE 7-1 | STATISTICAL SUMMARY OF ENVIRONMENTAL COMPLAINTS       |
| TABLE 7-2 | STATISTICAL SUMMARY OF ENVIRONMENTAL SUMMONS          |
| TABLE 7-3 | STATISTICAL SUMMARY OF ENVIRONMENTAL PROSECUTION      |
| TABLE 8-1 | ENVIRONMENTAL MITIGATION MEASURES                     |

### **LIST OF APPENDICES**

|            |   |
|------------|---|
| APPENDIX A | PROJECT SITE LAYOUT PLAN  |
| APPENDIX B | ORGANIZATION STRUCTURE AND CONTACT DETAILS OF RELEVANT PARTIES        |
| APPENDIX C | MASTER AND THREE MONTHS ROLLING CONSTRUCTION PROGRAMS                 |
| APPENDIX D | MONITORING LOCATIONS DESIGNATED IN THE EM&A MANUAL                    |
| APPENDIX E | EVENT AND ACTION PLAN   |
| APPENDIX F | GRAPHICAL PLOTS OF IMPACT MONITORING                                  |
| APPENDIX G | METEOROLOGICAL DATA   |
| APPENDIX H | MONTHLY SUMMARY WASTE FLOW TABLE                                      |
| APPENDIX I | IMPLEMENTATION SCHEDULE FOR ENVIRONMENTAL MITIGATION MEASURES (ISEMM) |

## 1.0 INTRODUCTION

### PROJECT BACKGROUND

- 1.1 Water Supplies Department (hereafter referred as “WSD”) is the Project Proponent and the Permit Holder of *Improvement of Fresh Water Supply to Cheung Chau* (hereinafter referred as “the Project”), which is a Designated Project to be implemented under Environmental Permit number EP-392/2010/A which superseded EP-392/2010 on 19 December 2014 (hereinafter referred as “the EP-392/2010/A” or “the EP”).
- 1.2 The scope of the works comprises primarily the laying of a new submarine fresh water main across the Adamasta Channel from Lantau Island to Cheung Chau by horizontal directional drilling method to enhance the reliability of fresh water supply to Cheung Chau. The Works commenced on 28 March 2014 and is predicted to undertaken about 24 months. The layout plan of project is shown in *Appendix A*.
- 1.3 Action-United Environmental Services and Consulting (AUES) has been appointed as the independent environmental team (ET) to implement the relevant EM&A programme of Water Supplies Department (WSD) Contract No. *1/WSD/13 – Improvement of Fresh Water Supply to Cheung Chau*. In the Project, **China Road - China Pipeline Joint Venture** (hereinafter “CRCPJV”) is a main-contractor, SMEC Asia Limited as an Independent Environmental Checker (IEC), and Black & Veatch Hong Kong Limited is the representative engineer on site to manage the Project.
- 1.4 According to the Particular Specification (PS) Section 25 and the EP-392/2010/A, overall scope of environmental monitoring including construction noise and water quality, and site environmental audit should be undertaken in accordance with the provided Environmental Monitoring and Audit Manual by an independent Environmental Team (ET).
- 1.5 The baseline monitoring program was carried out during the period between **4 January** and **31 January 2014** at the designated monitoring locations by the ET according to the EM&A Manual. The “Baseline Monitoring Report (R0014 Version 3)” had submitted to EPD before commencement of major construction works and approved by the IEC on 21 February 2014. Further to CRCPJV’s instructions, the EM&A program was commenced on 1 April 2014 and the monitoring schedule had been issued to relevant parties on 28 March 2014.
- 1.6 This is the **4<sup>th</sup>** quarterly Environmental Monitoring and Audit Report for the Project, covering the period from **1 January 2015** to **31 March 2015** (the Reporting Quarter).

### REPORT STRUCTURE

- 1.7 The Quarterly Environmental Monitoring and Audit (EM&A) Report is structured into the following sections:-

|                   |   |
|-------------------|---|
| <b>SECTION 1</b>  | <b>INTRODUCTION</b>                                   |
| <b>SECTION 2</b>  | <b>PROJECT ORGANIZATION AND CONSTRUCTION PROGRESS</b> |
| <b>SECTION 3</b>  | <b>SUMMARY OF MONITORING REQUIREMENTS</b>             |
| <b>SECTION 4</b>  | <b>IMPACT MONITORING RESULTS</b>                      |
| <b>SECTION 5</b>  | <b>WASTE MANAGEMENT</b>                               |
| <b>SECTION 6</b>  | <b>SITE INSPECTIONS</b>                               |
| <b>SECTION 7</b>  | <b>ENVIRONMENTAL COMPLAINTS AND NON-COMPLIANCE</b>    |
| <b>SECTION 8</b>  | <b>IMPLEMENTATION STATUES OF MITIGATION MEASURES</b>  |
| <b>SECTION 9</b>  | <b>IMPACT FORECAST</b>                                |
| <b>SECTION 10</b> | <b>CONCLUSIONS AND RECOMMENDATION</b>                 |

## 2.0 PROJECT ORGANIZATION AND CONSTRUCTION PROGRESS

### PROJECT ORGANIZATION AND MANAGEMENT STRUCTURE

- 2.1 Organization structure and contact details of relevant parties with respect to on-site environmental management are shown in *Appendix B*.

### CONSTRUCTION PROGRESS

- 2.2 The master and three month rolling construction programs are enclosed in *Appendix C* and the major construction activities undertaken in this Reporting Quarter are listed below:-

#### *1 to 31 January 2015*

- Drilling pilot hole by HDD;
- Conducting data logging system for HDD;
- Excavation and pipe laying for landmain construction at Cheung Kwai Road

#### *1 to 28 February 2015*

- Drilling pilot hole by HDD;
- Conducting data logging system for HDD;
- Excavation and pipe laying for landmain construction at Cheung Kwai Road

#### *1 to 31 March 2015*

- Reaming operation by HDD;
- Excavation and pipe laying for landmain construction at Cheung Kwai Road
- Preparation of Exit Pit at Ha So Pai

### SUMMARY OF ENVIRONMENTAL SUBMISSIONS

- 2.3 A summary of the relevant permits, licenses, and/or notifications on environmental protection for this Project in this Reporting Quarter is presented in *Table 2-1*.

**Table 2-1 Status of Environmental Licenses and Permits**

| Item | Description   | License/Permit Status   |
|------|---|---|
| 1    | Air pollution Control (Construction Dust)             | Notified EPD on 28/10/2013<br>Ref. no. 366253                                       |
| 2    | Chemical waste Producer Registration                  | Application date: 20/12/2013<br>Date approved: 30/01/2014<br>WPN: 8334-920-C3839-01 |
| 3    | Water Pollution Control Ordinance (Discharge License) | Application date: 03/01/2014<br>License no. WT00018191-2014<br>Valid to 28/02/2019  |
| 4    | Billing Account for Disposal of Construction Waste    | Application no. :RS01134<br>Date approved: 1/11/2013<br>Account Number: 7018602     |
| 5    | Construction Noise permit                             | N.A.  |
| 6    | Environmental Permit                                  | Issued by EPD on 19 Dec 2014<br>Permit Number: EP-392/2010/A                        |

- 2.4 Baseline Monitoring Report (TCS00684/13/600/R0014Ver.3) for the Project was issued by the ETL and verified by the IEC on 24 March 2014. The report was also submitted to the EPD for endorsement.



### 3.0 SUMMARY OF MONITORING REQUIREMENTS

#### GENERAL

3.1 The Environmental Monitoring and Audit requirements are set out in the Approved EM&A manual. Environmental aspects such as the construction noise and marine water quality were identified as the key issues during the construction phase of the Project. The detailed requirements are presented in the sub-sections below.

#### MONITORING PARAMETERS

3.2 The EM&A baseline and impact monitoring program covers the following environmental issues:

- Construction noise; and
- Marine Water quality;

3.3 A summary of the monitoring parameters is presented in *Table 3-1*:

**Table 3-1 Summary of the monitoring parameters of EM&A Requirements**

| Environmental Issue  | Parameters  |
|----------------------|---|
| Marine Water Quality | In-situ Measurements <ul style="list-style-type: none"> <li>• Dissolved Oxygen Concentration (mg/L);</li> <li>• Dissolved Oxygen Saturation (% );</li> <li>• Turbidity (NTU);</li> <li>• pH value;</li> <li>• Salinity (ppt);</li> <li>• Water depth (m);</li> <li>• Temperature (°C); and</li> <li>• # Total residual chlorine (TRC) (mg/L)</li> </ul> |
|                      | Laboratory Analysis <ul style="list-style-type: none"> <li>• Suspended Solids (mg/L)</li> </ul>   |
| Noise                | <ul style="list-style-type: none"> <li>• <math>L_{eq(30min)}</math> during normal working hours; and</li> <li>• <math>L_{eq(5min)}</math> during Restricted Hours.</li> </ul>   |

# TRC monitoring would be carried out by the Main-Contractor.

#### MONITORING LOCATION

##### Water Quality

3.4 Two control stations (W8 and W9) and seven impact stations (W1-W7) were recommended in the *EM&A Manual Section 2.5*. Detailed and co-ordination of water quality monitoring stations is described in *Table 3-2* and the graphical is shown in *Appendix D*.

**Table 3-2 Location of Marine Water Quality Monitoring Station**

| Station | Description   | Co-ordinate |          |
|---------|---|-------------|----------|
|         |   | Easting     | Northing |
| W1      | Impact Station – Marine waters near the proposed launching site at Cheung Chau            | 820 704     | 808 688  |
| W2      | Impact Station – Marine waters near the proposed launching site at Cheung Chau            | 820 656     | 808 631  |
| W3      | Impact Station – Marine waters along the proposed water main alignment                    | 820 445     | 809 036  |
| W4      | Impact Station – Marine waters along the proposed water main alignment                    | 820 072     | 809 297  |
| W5      | Impact Station – Marine waters near the proposed reception site at Lantau                 | 819 875     | 809 700  |
| W6      | Impact Station – Marine waters near the Cheung Sha Wan Fish Culture Zone                  | 819 174     | 810 917  |
| W7      | Impact Station – Marine waters between the works and the Cheung Sha Wan Fish Culture Zone | 820 055     | 810 523  |

| Station | Description   | Co-ordinate |          |
|---------|---|-------------|----------|
|         |   | Easting     | Northing |
| W8      | Control station – Marine waters of Adamasta Channel | 821 328     | 810 240  |
| W9      | Control station – Marine waters of Adamasta Channel | 819 045     | 807 953  |

### Construction Noise

- 3.5 According to *EM&A Manual Section 6.4*, only one noise sensitive receiver (NSR) is designated for the construction noise monitoring. The detailed construction noise monitoring station to under the Project is described in *Table 3-3* and graphical is shown in *Appendix D*.

**Table 3-3 Location of Construction Noise Monitoring Station**

| Noise Monitoring Station | NSR ID | Location                                       |
|--------------------------|--------|--|
| N1                       | NSR2   | Village house at No. 1A Tai Kwan Wan San Tsuen |

### **MONITORING FREQUENCY AND PERIOD**

- 3.6 The requirements of impact monitoring are stipulated in *Sections 2.6* and *2.7* of the EM&A Manual and listed as follows.

#### Construction Noise Monitoring

Parameters : One set of Leq(30min) as 6 consecutive Leq(5min) between 0700-1900 hours on normal weekdays  
 Frequency : Once every week  
 Duration : Throughout out the construction period

#### Water Quality (Marine) Monitoring

Parameters : In-situ measurements including water depth, temperature, DO, pH, turbidity and salinity; and Suspended Solids is analyzed by HOKLAS-accredited laboratory.

Frequency : Three days a week, at mid ebb and mid flood tides. The interval between 2 sets of monitoring will be more than 36 hours.

Sampling : (i.) Three depths: 1m below water surface, 1m above sea bottom and at mid-depth when the water depth exceeds 6m.

#### Depth

(ii.) If the water depth is between 3m and 6m, two depths: 1m below water surface and 1m above sea bottom.

(iii.) If the water depth is less than 3m, 1 sample at mid-depth is taken

Duration : Throughout out the construction period

### **MONITORING EQUIPMENT**

#### Water Quality Monitoring

- i. **Dissolved Oxygen and Temperature Measuring Equipment** – The instrument should be a portable and weatherproof dissolved oxygen (DO) measuring instrument complete with cable and sensor, and use a DC power source. The equipment should be capable of measuring as included a DO level in the range of 0 – 20mg L-1 and 0 – 200% saturation; and a temperature of 0 – 45 degree Celsius.
- ii. **pH Meter** – The instrument shall consist of a potentiometer, a glass electrode, a reference electrode and a temperature-compensating device. It shall be readable to 0.1 pH in arrange of 0 to 14.
- iii. **Turbidity (NTU) Measuring Equipment** – The instrument should be a portable and weatherproof turbidity measuring instrument using a DC power source. It should have a photoelectric sensor capable of measuring turbidity between 0 - 1000 NTU.

- iv. **Water Sampling Equipment** – A water sampler should comprise a transparent PVC cylinder, with a capacity of not less than 2 litres, which can be effectively sealed with latex cups at both ends. The sampler should have a positive latching system to keep it open and prevent premature closure until released by a messenger when the sampler is at the selected water depth.
- v. **Water Depth Detector** – A portable, battery-operated echo sounder should be used for the determination of water depth at each designated monitoring station. This unit can either be hand held or affixed to the bottom of the work boat.
- vi. **Salinity Measuring Equipment** – A portable salinometer capable of measuring salinity in the range of 0 - 40 parts per thousand (ppt) should be provided for measuring salinity of the water at each monitoring location.
- vii. **Sample Containers and Storage** – Water samples for SS should be stored in high density polythene bottles with no preservative added, packed in ice (cooled to 4°C without being frozen).
- viii. **Monitoring Position Equipment** - A hand-held or boat-fixed type digital Differential Global Positioning System (DGPS) with way point bearing indication and Radio Technical Commission for maritime (RTCM) Type 16 error message ‘screen pop-up’ facilities (for real-time auto-display of error messages and DGPS corrections from the Hong Kong Hydrographic Office), or other equipment instrument of similar accuracy, should be provided and used during marine water monitoring to ensure the monitoring vessel is at the correct location before taking measurements.
- ix. **Suspended Solids Analysis** – Analysis of suspended solids shall be carried out in a HOKLAS or other international accredited laboratory.

Noise Monitoring

- 3.7 Sound level meter in compliance with the *International Electrotechnical Commission Publications 651: 1979 (Type 1) and 804: 1985 (Type 1)* specifications shall be used for carrying out the noise monitoring. The sound level meter shall be checked using an acoustic calibrator. The wind speed shall be checked with a portable wind speed meter capable of measuring the wind speed in m s<sup>-1</sup>.
- 3.8 The monitoring equipment using for the EM&A program were proposed by the ET and verified by the IEC prior to the commencement of the monitoring. Details of the equipment used for impact monitoring are listed in **Table 3-4** below.

**Table 3-4 Monitoring Equipment Used in EM&A Program**

| Equipment                           | Model  |
|-------------------------------------|--|
| <b>Construction Noise</b>           |  |
| Integrating Sound Level Meter       | B&K Type 2238  |
| Calibrator                          | B&K Type 4231  |
| Portable Wind Speed Indicator       | Testo Anemometer   |
| <b>Water quality</b>                |  |
| A Digital Global Positioning System | GPS12 Garmin   |
| Water Depth Detector                | Eagle Sonar  |
| Water Sampler                       | A 2-litre transparent PVC cylinder with latex cups at both ends  |
| Thermometer & DO meter              | Horiba U-54 Multi-parameter Water Quality Monitoring System/ YSI 6820/650MDS Sonde Environmental Monitoring System |
| pH meter                            |  |
| Turbidimeter                        |  |
| Salinometer                         |  |
| Sample Container                    | High density polythene bottles (provided by laboratory)  |
| Storage Container                   | ‘Willow’ 33-litter plastic cool box with Ice pad   |
| Suspended Solids                    | HOKLAS-accredited laboratory (ALS Technichem (HK) Pty Ltd)   |
| Total residual chlorine             | Would be provided by CRCPJV later  |

## MONITORING METHODOLOGY

### Water Quality

- 3.9 Water quality monitoring is conducted at the designated locations. The sampling produce with the in-situ monitoring are presented as below:

#### *Sampling Procedures*

- 3.10 A Digital Global Positioning System (GPS) is used to identify the designated monitoring stations prior to water sampling. A portable, battery-operated echo sounder is used for the determination of water depth at each station. At each station, marine water sample is collected at three depths: 1m below water surface, 1m above sea bottom and at mid-depth when the water depth exceeds 6m. Samples at 1m below water surface and 1m above sea bottom are collected when the water depth is between 3m and 6m. Only 1 sample at mid-depth is taken when the water depth is below 3m.
- 3.11 The marine water sampler is lowered into the water body at the predetermined depth. The trigger system of the sampler should been activated with a messenger. The opening ends of the sampler then is closed accordingly and water sample is collected.
- 3.12 The sample container is rinsed with a portion of the water sample. The water sample then is transferred to the high-density polythene bottles as provided by the laboratory, labeled with a unique sample number and sealed with a screw cap.
- 3.13 Before commencement of the sampling, general information such as the date and time of sampling, weather condition and tidal condition as well as the personnel responsible for the monitoring are to be recorded on the monitoring field data sheet.
- 3.14 A 'Willow' 33-litter plastic cool box packed with ice is used to preserve the collected water samples prior to arrival at the laboratory for chemical determination. The water temperature of the cool box is maintained at a temperature as close to 4°C as possible without being frozen. Samples collected are delivered to the laboratory upon collection

### *In-situ Measurement*

#### Positioning of Monitoring Locations

- 3.15 A digital Global Positioning System (GPS) is used during marine water monitoring to ensure the monitoring vessel is at the correct location when taking measurement and samples.

#### Depth, Dissolved Oxygen (DO), Temperature, Turbidity, Salinity and pH value

- 3.16 The *Horiba U-54 Multi-parameter Water Quality Monitoring System* is used for marine water in-situ measures, which automates the measurements and data logging of depth, temperature, dissolved oxygen, dissolved oxygen saturation, turbidity, pH and salinity simultaneously. Before each round of monitoring, the dissolved oxygen probe is calibrated by the wet bulb method and the turbidity and salinity probes checked with distilled water.

#### Laboratory Analysis

- 3.17 All water samples are analyzed with Suspended Solids (SS) as specified in the *EM&A Manual* by a local HOKLAS-accredited testing laboratory (ALS Technichem (HK) Pty Ltd HOKLAS registration no. 66). SS analysis is determined by the laboratory upon receipt of the water samples using HOKLAS accredited analytical methods namely ALS Method EA-025.

### Construction Noise

- 3.18 Noise measurements were taken in terms of the A-weighted equivalent sound pressure level ( $L_{eq}$ ) measured in decibels (dB). Supplementary statistical results ( $L_{10}$  and  $L_{90}$ ) were also obtained for reference.
- 3.19 Sound level meters listed in **Table 3-4** are complied with the *International Electrotechnical Commission Publications 651: 1979 (Type 1) and 804: 1985 (Type 1)* specifications, as

recommended in Technical Memorandum (TM) issued under the *Noise Control Ordinance (NCO)*.

- 3.20 During the monitoring, all noise measurements were performed with the meter set to FAST response and on the A-weighted equivalent continuous sound pressure level ( $L_{eq}$ ).  $L_{eq(30min)}$  in six consecutive  $L_{eq(5min)}$  measurements were used as the monitoring parameter for the time period between 0700-1900 hours on weekdays; and also  $L_{eq(15min)}$  in three consecutive  $L_{eq(5min)}$  measurements is used as monitoring parameter for other time periods (e.g. during restricted hours), if necessary.
- 3.21 During the measurement, the sound level meter is mounted on a tripod with a height of 1.2m above ground and placed at the assessment point and oriented such that the microphone is pointed to the site with the microphone facing perpendicular to the line of sight. The windshield is fitted for all measurements. The assessment point is normally set as free-field situation for the measurement.
- 3.22 Prior of noise measurement, the accuracy of the sound level meter is checked using an acoustic calibrator generating a known sound pressure level at a known frequency. The checking was performed before and after the noise measurement.

#### **EQUIPMENT CALIBRATION**

- 3.23 The sound level meter and calibrator are calibrated and certified by a laboratory accredited under HOKLAS or any other international accreditation scheme at yearly basis.
- 3.24 The Multi-parameter Water Quality Monitoring System is calibrated by HOKLAS accredited laboratory of three month intervals.

#### **METEOROLOGICAL INFORMATION**

- 3.25 The meteorological information during the construction phase is obtained from Cheung Chau Station of the Hong Kong Observatory (HKO).

#### **DATA MANAGEMENT AND DATA QA/QC CONTROL**

- 3.26 The impact monitoring data are handled by the ET's systematic data recording and management, which complies with in-house Quality Management System. Standard Field Data Sheets (FDS) are used in the impact monitoring program.
- 3.27 The monitoring data recorded in the equipment e.g. noise meter and Multi-parameter Water Quality Monitoring System are downloaded directly from the equipment at the end of each monitoring day. The downloaded monitoring data are input into a computerized database properly maintained by the ET. The laboratory results are input directly into the computerized database and QA/QC checked by personnel other than those who input the data. For monitoring activities require laboratory analysis, the local laboratory follows the QA/QC requirements as set out under the HOKLAS scheme for all laboratory testing.

#### **DETERMINATION OF ACTION/LIMIT (A/L) LEVELS**

- 3.28 According to the approved Environmental Monitoring and Audit Manual, the construction noise and water quality criteria were set up, namely Action and Limit levels are listed in **Tables 3-5 and 3-6** as below.

**Table 3-5 Action and Limit Levels for Water Quality**

| Impact Station | Dissolved Oxygen (mg/L)           |             |              |             | Depth Average of Turbidity (NTU) |             | Depth Average of SS (mg/L) |             |
|----------------|-----------------------------------|-------------|--------------|-------------|----------------------------------|-------------|----------------------------|-------------|
|                | Depth Average of Surface & Middle |             | Bottom       |             |                                  |             |                            |             |
|                | Action Level                      | Limit Level | Action Level | Limit Level | Action Level                     | Limit Level | Action Level               | Limit Level |
| W1             | 5.64                              | 4.54        | NA           | NA          | 5.87                             | 8.81        | 7.00                       | 8.00        |
| W2             | 5.16                              | 5.02        | NA           | NA          | 5.50                             | 5.66        | 7.00                       | 8.00        |
| W3             | 6.18                              | 5.66        | 5.36         | 5.05        | 6.94                             | 7.29        | 8.00                       | 8.00        |
| W4             | 5.94                              | 4.95        | 5.71         | 5.54        | 7.50                             | 8.03        | 7.85                       | 11.57       |
| W5             | 5.14                              | 5.00        | 5.79         | 5.79        | 5.44                             | 7.43        | 6.00                       | 6.43        |
| W6             | 5.92                              | 4.26        | 6.04         | 4.49        | 6.82                             | 7.10        | 8.00                       | 9.59        |
| W7             | 6.08                              | 5.78        | 6.08         | 5.60        | 5.71                             | 6.26        | 7.85                       | 10.00       |

**Table 3-6 Action and Limit Levels for Construction Noise**

| Monitoring Location | Action Level  | Limit Level in dB(A) |
|---------------------|---|----------------------|
|                     | Time Period: 0700-1900 hours on normal weekdays     |                      |
| N1                  | When one or more documented complaints are received | 75 dB(A)             |

*If works are to be carried out during restricted hours, the conditions stipulated in the construction noise permit issued by the NCA have to be followed.*

- 3.29 Should non-compliance of the environmental quality criteria occurs, remedial actions will be triggered according to the Event and Action Plan enclosed in [Appendix E](#).

#### 4.0 IMPACT MONITORING RESULTS

4.1 Further to CRCPJV's notification, the EM&A program was commenced on 1 April 2014. The works undertaken during the reporting quarter has been illustrated in *Appendix C*. The monitoring results are presented in the following sub-sections. The graphical plots of the trends in monitored parameters over the Reporting Quarter are presented in *Appendix F*.

#### RESULTS OF WATER QUALITY MONITORING

4.2 In this Reporting Quarter, **37** monitoring days have been carried out at the designated monitoring locations.

4.3 Monitoring results of the three key parameters, dissolved oxygen (DO), turbidity and suspended solids, in this Reporting Quarter are summarized in *Tables 4-1 to 4-4*.

**Table 4-1 Results Summary of Depth Average (Surface & Middle Layer) of DO (mg/L)**

| Tidal     |         | W1   | W2   | W3   | W4   | W5   | W6    | W7   | W8   | W9   |
|-----------|---------|------|------|------|------|------|-------|------|------|------|
| Mid-Ebb   | Average | 7.26 | 7.20 | 7.26 | 7.29 | 7.14 | 7.38  | 7.27 | 7.18 | 7.65 |
|           | Min     | 6.14 | 6.15 | 6.22 | 5.98 | 5.91 | 6.20  | 6.19 | 5.62 | 6.02 |
|           | Max     | 9.37 | 9.23 | 9.14 | 9.24 | 8.90 | 10.08 | 9.13 | 8.95 | 9.61 |
| Mid-Flood | Average | 7.15 | 7.26 | 7.27 | 7.29 | 7.22 | 7.55  | 7.36 | 7.31 | 7.49 |
|           | Min     | 6.11 | 6.07 | 6.24 | 6.06 | 6.28 | 6.23  | 6.31 | 6.29 | 5.75 |
|           | Max     | 8.88 | 9.61 | 9.34 | 9.35 | 9.01 | 10.45 | 9.45 | 9.42 | 9.11 |

**Table 4-2 Results Summary of Bottom Depth of DO (mg/L)**

| Tidal     |         | W1 | W2 | W3   | W4   | W5   | W6    | W7   | W8   | W9   |
|-----------|---------|----|----|------|------|------|-------|------|------|------|
| Mid-Ebb   | Average | NA | NA | 7.19 | 7.20 | 7.18 | 7.29  | 7.18 | 7.11 | 7.53 |
|           | Min     | NA | NA | 6.08 | 5.85 | 5.88 | 6.04  | 6.08 | 5.58 | 6.05 |
|           | Max     | NA | NA | 9.11 | 9.18 | 9.37 | 10.39 | 8.99 | 8.86 | 9.33 |
| Mid-Flood | Average | NA | NA | 7.18 | 7.22 | 7.30 | 7.49  | 7.29 | 7.25 | 7.39 |
|           | Min     | NA | NA | 5.98 | 6.02 | 6.20 | 6.06  | 6.27 | 6.20 | 5.66 |
|           | Max     | NA | NA | 9.06 | 9.05 | 9.27 | 10.43 | 9.13 | 9.18 | 9.27 |

**Table 4-3 Results Summary of Depth Average of Turbidity (NTU)**

| Tidal     |         | W1   | W2   | W3   | W4   | W5   | W6   | W7   | W8   | W9   |
|-----------|---------|------|------|------|------|------|------|------|------|------|
| Mid-Ebb   | Average | 2.04 | 2.14 | 2.39 | 2.44 | 1.96 | 1.94 | 2.03 | 2.12 | 2.55 |
|           | Min     | 0.16 | 0.47 | 0.42 | 0.52 | 0.23 | 0.23 | 0.43 | 0.30 | 0.73 |
|           | Max     | 4.45 | 4.20 | 6.05 | 5.08 | 4.80 | 4.73 | 5.52 | 5.00 | 6.75 |
| Mid-Flood | Average | 2.18 | 2.09 | 2.38 | 2.44 | 1.90 | 1.89 | 1.82 | 2.04 | 2.61 |
|           | Min     | 0.38 | 0.39 | 0.77 | 0.68 | 0.25 | 0.21 | 0.37 | 0.29 | 0.31 |
|           | Max     | 5.25 | 4.75 | 4.88 | 4.70 | 4.30 | 5.45 | 5.27 | 5.23 | 5.70 |

**Table 4-4 Results Summary of Depth Average of Suspended Solids (mg/L)**

| Tidal     |         | W1   | W2   | W3   | W4   | W5   | W6   | W7   | W8   | W9   |
|-----------|---------|------|------|------|------|------|------|------|------|------|
| Mid-Ebb   | Average | 3.27 | 3.26 | 3.54 | 3.64 | 3.41 | 3.76 | 3.30 | 3.48 | 3.77 |
|           | Min     | 1.00 | 1.00 | 1.25 | 1.33 | 1.00 | 1.00 | 1.25 | 1.17 | 1.00 |
|           | Max     | 6.00 | 5.50 | 6.00 | 6.50 | 6.00 | 7.67 | 6.50 | 8.00 | 8.00 |
| Mid-Flood | Average | 3.64 | 3.86 | 4.03 | 3.84 | 3.32 | 3.85 | 3.61 | 3.55 | 3.95 |
|           | Min     | 1.50 | 1.50 | 1.00 | 1.50 | 1.00 | 1.00 | 1.00 | 1.00 | 1.50 |
|           | Max     | 7.00 | 7.00 | 8.00 | 7.33 | 6.00 | 7.33 | 7.17 | 8.00 | 7.67 |

Remark: If the monitoring result is less than 1, the average was calculated by assuming the monitored value to be 1.

4.4 During the Reporting Quarter, field measurements showed that temperatures of marine water were within 15.50°C to 23.30°C; the salinity concentrations within 27.90 to 40.45 ppt and pH values within 7.43 to 8.96.

4.5 A summary of exceedances for the three parameters: dissolved oxygen (DO), turbidity and suspended solids is shown in *Table 4-5*.

**Table 4-5 Summary of Water Quality Exceedance**

| Station                 | DO<br>(Ave of Top & mid-depth) |       | DO<br>Bottom Depth |       | Turbidity<br>(Depth Ave.) |       | SS<br>(Depth Ave) |       | Total<br>Exceedance |       |
|-------------------------|--------------------------------|-------|--------------------|-------|---------------------------|-------|-------------------|-------|---------------------|-------|
|                         | Action                         | Limit | Action             | Limit | Action                    | Limit | Action            | Limit | Action              | Limit |
| W1                      | 0                              | 0     | 0                  | 0     | 0                         | 0     | 0                 | 0     | 0                   | 0     |
| W2                      | 0                              | 0     | 0                  | 0     | 0                         | 0     | 0                 | 0     | 0                   | 0     |
| W3                      | 0                              | 0     | 0                  | 0     | 0                         | 0     | 0                 | 0     | 0                   | 0     |
| W4                      | 0                              | 0     | 0                  | 0     | 0                         | 0     | 0                 | 0     | 0                   | 0     |
| W5                      | 0                              | 0     | 0                  | 0     | 0                         | 0     | 0                 | 0     | 0                   | 0     |
| W6                      | 0                              | 0     | 0                  | 0     | 0                         | 0     | 0                 | 0     | 0                   | 0     |
| W7                      | 0                              | 0     | 0                  | 0     | 0                         | 0     | 0                 | 0     | 0                   | 0     |
| <b>No of Exceedance</b> | 0                              | 0     | 0                  | 0     | 0                         | 0     | 0                 | 0     | 0                   | 0     |

4.6 In this Reporting Quarter, no Action/Limit Level exceedance in water quality was recorded.

**RESULTS OF CONSTRUCTION NOISE MONITORING**

4.7 The sound level was set in a free field situation during construction noise measurement. Therefore, a façade correction of +3dB(A) has been added according to acoustical principles and EPD guidelines.

4.8 In this Reporting Quarter, a total of **13** events of construction noise measurements were conducted. A summary of construction noise monitoring at the identified locations during the Reporting Quarter are summarized in *Table 4-6*.

**Table 4-6 Summary of Construction Noise Monitoring Results – N1**

| Station            | Corrected Leq(30min) (dB(A))* |                  |
|--------------------|-------------------------------|------------------|
|                    | Max                           | Min              |
| <b>N1</b>          | 73                            | 50               |
| <b>Record Date</b> | 27 January 2015               | 18 February 2015 |

(\*) A façade correction of +3 dB(A) has been added according to acoustical principles and EPD guidelines.

4.9 As showed in the above table, the results were well below 75dB(A), also no noise complaint (which is an Action Level exceedance) was received by the RE, WSD, EPD and the Contractor. Hence, no Action or Limit Level exceedance was triggered during in this quarter. The graphical plot is shown in *Appendix F*.

4.10 The meteorological information during reporting quarter extracted from Cheung Chau Station of the Hong Kong Observatory (HKO) shows in *Appendix G*.



## 5.0 WASTE MANAGEMENT

5.1 Waste management was carried out by an on-site Environmental Officer or an Environmental Supervisor from time to time.

### RECORDS OF WASTE QUANTITIES

All types of waste arising from the construction work are classified into the following:

- Construction & Demolition (C&D) Material;
- Chemical Waste;
- General Refuse; and
- Excavated Soil.

5.2 The quantities of waste for disposal in this Reporting Period are summarized in *Table 5-1* and *5-2* and the Monthly Summary Waste Flow Table is shown in *Appendix H*. Whenever possible, materials were reused on-site as far as practicable.

**Table 5-1 Summary of Quantities of Inert C&D Materials**

| Type of Waste   | Quantity |        |        | Disposal Location                                       |
|---|----------|--------|--------|---|
|   | Jan 15   | Feb 15 | Mar 15 |   |
| C&D Materials (Inert) ('000 m <sup>3</sup> )            | 0        | 0      | 0      | -   |
| Reused in this Contract (Inert) ('000 m <sup>3</sup> )  | 0        | 0      | 0      | -   |
| Reused in other Projects (Inert) ('000 m <sup>3</sup> ) | 0        | 0      | 0      | -   |
| Disposal as Public Fill (Inert) ('000 m <sup>3</sup> )  | 0.330    | 0.240  | 1.460  | Outlying Island Transfer facility (Cheung Chau Station) |

**Table 5-2 Summary of Quantities of C&D Wastes**

| Type of Waste                               | Quantity |        |        | Disposal Location                                       |
|---|----------|--------|--------|---|
|   | Jan 15   | Feb 15 | Mar 15 |   |
| Recycled Metal ('000kg)                     | 0        | 0      | 0      | -   |
| Recycled Paper / Cardboard Packing ('000kg) | 0        | 0      | 0      | -   |
| Recycled Plastic ('000kg)                   | 0        | 0      | 0      | -   |
| Chemical Wastes ('000kg)                    | 0        | 0      | 0      | -   |
| General Refuses ('000 m <sup>3</sup> )      | 0.070    | 0.040  | 0.050  | Outlying Island Transfer facility (Cheung Chau Station) |

5.3 There was no site effluent discharged but the estimated volume of surface runoff was less than 50m<sup>3</sup> in this quarterly period.

## 6.0 SITE INSPECTION

6.1 According to the Environmental Monitoring and Audit Manual, the environmental site inspection should be formulated by ET Leader. Regular environmental site inspections had been carried out by the ET to confirm the environmental performance. 13 weekly site inspections were carried out on **6, 13, 20, and 27 January 2015; 3, 12, 17, and 24 February 2015; and 3, 10, 18, 24 and 31 March 2015** with the Representatives of the Engineer and the Contractor to evaluate the site environmental performance in this Reporting Quarter. Furthermore, joint site inspection with EPD and IEC also undertaken on **13 January 2015, 12 February 2015 and 18 March 2015**. No non-compliance was noted. However, minor deficiencies were observed during weekly site inspection or joint site inspection.

6.2 Observations for the site inspections within this Reporting Quarter are summarized in *Table 6-1*.

**Table 6-1 Site Observations**

| Date             | Findings / Deficiencies   | Follow-Up Status   |
|------------------|---|--|
| 6 January 2015   | - No environmental issue was observed during the site inspection.   | NA   |
| 13 January 2015  | - The Contractor was reminded to provide the name and contact   | Name and contact telephone number of the chemical waste producer has   |
| 20 January 2015  | - The Contractor was reminded to clear the stagnant water at drip tray for  | Stagnant water has been removed..  |
| 27 January 2015  | - The Contractor was reminded to clean the stagnant water and avoid storage   | The container has been removed to avoid storage of stagnant water.   |
| 03 February 2015 | - No environmental issue was observed during the site inspection.   | NA   |
| 12 February 2015 | - The Contractor was reminded to place the free-standing chemical containers to drip tray to prevent land contamination.<br><br>- The Contractor was reminded to update the Environmental Permit at the entrance of the construction site at Cheung Chau. | The free-standing chemical containers have been removed from site.<br><br>The updated Environmental Permit of the project has been posted at the entrance of construction site.                                    |
| 17 February 2015 | - No environmental issue was observed during the site inspection.   | NA   |
| 24 February 2015 | - The Contractor was reminded to place the free-standing chemical containers to drip tray to prevent land contamination.  | The free-standing chemical container has been removed from site.   |
| 3 March 2015     | - No environmental issue was observed during the site inspection.   | NA   |
| 10 March 2015    | - The Contractor was reminded to place the free-standing chemical containers to drip tray to prevent land contamination.  | Drip tray has been provided.   |
| 18 March 2015    | - The Contractor was reminded to place the free-standing chemical containers near the HDD equipment to drip tray to prevent land contamination.<br><br>- The Contractor was reminded to   | The free-standing chemical container has been fixed near the access staircase of the HDD equipment to prevent the chemical being spill over the concrete-paved area. However, the Contractor was reminded again to |

|               |  |   |
|---------------|--|---|
|               | <p>provide drip tray to free-standing chemical at Ha So Pai to prevent land contamination. The Contractor was also reminded the storage of chemical should be located at Cheung Chau Site.</p> <ul style="list-style-type: none"> <li>- The Contractor was reminded to erect 300 concrete bund surrounding the proposed location of Exit Pit at Ha So Pai before the final drilling process as mentioned in the EIA report and in accordance with the EP.</li> </ul> | <p>provide secondary containment for free-standing chemical such as drip tray to prevent land contamination.</p> <p>Temporary containment made by geotextile was provided before being removed from Ha So Pai Site. However, the Contractor was reminded again to provide secondary containment such as drip tray for the free-standing chemical to prevent land contamination. The Contractor was also reminded to remove the chemical container from site as soon as possible when there is ship available.</p> |
| 24 March 2015 | <ul style="list-style-type: none"> <li>- The Contractor was reminded to place the free-standing chemical containers near the HDD equipment to drip tray to prevent land contamination.</li> <li>- The Contractor was reminded to provide drip tray to free-standing chemical at Ha So Pai to prevent land contamination. The Contractor was also reminded the storage of chemical should be located at Cheung Chau Site.</li> </ul>                                  | To be follow-up in next inspection.   |
| 31 March 2015 | <ul style="list-style-type: none"> <li>- The Contractor was reminded to place the free-standing chemical containers near the HDD equipment to drip tray to prevent land contamination.</li> <li>- The Contractor was reminded to provide drip tray to free-standing chemical at Ha So Pai to prevent land contamination. The Contractor was also reminded the storage of chemical should be located at Cheung Chau Site.</li> </ul>                                  | To be follow-up in next reporting quarterly period.   |

**7.0 ENVIRONMENTAL COMPLAINT AND NON-COMPLIANCE**

**ENVIRONMENTAL COMPLAINT, SUMMONS AND PROSECUTION**

7.1 No environmental complaint, summons and prosecution was received in this reporting period. The statistical summary table of environmental complaint is presented in *Tables 7-1, 7-2 and 7-3*.

**Table 7-1 Statistical Summary of Environmental Complaints**

| Reporting Period          | Environmental Complaint Statistics |            |                  |
|---------------------------|------------------------------------|------------|------------------|
|                           | Frequency                          | Cumulative | Complaint Nature |
| 28 March to December 2014 | 0                                  | 0          | NA               |
| January 2015              | 0                                  | 0          | NA               |
| February 2015             | 0                                  | 0          | NA               |
| March 2015                | 0                                  | 0          | NA               |

**Table 7-2 Statistical Summary of Environmental Summons**

| Reporting Period          | Environmental Summons Statistics |            |                  |
|---------------------------|----------------------------------|------------|------------------|
|                           | Frequency                        | Cumulative | Complaint Nature |
| 28 March to December 2014 | 0                                | 0          | NA               |
| January 2015              | 0                                | 0          | NA               |
| February 2015             | 0                                | 0          | NA               |
| March 2015                | 0                                | 0          | NA               |

**Table 7-3 Statistical Summary of Environmental Prosecution**

| Reporting Period          | Environmental Prosecution Statistics |            |                  |
|---------------------------|--------------------------------------|------------|------------------|
|                           | Frequency                            | Cumulative | Complaint Nature |
| 28 March to December 2014 | 0                                    | 0          | NA               |
| January 2015              | 0                                    | 0          | NA               |
| February 2015             | 0                                    | 0          | NA               |
| March 2015                | 0                                    | 0          | NA               |

## 8.0 IMPLEMENTATION STATUS OF MITIGATION MEASURES

### GENERAL REQUIREMENTS

- 8.1 The environmental mitigation measures that recommended in the Implementation Schedule for Environmental Mitigation Measures (ISEMM) in the approved EM&A Manual covered the issues of dust, noise, water and waste and they are showed *Appendix I*.
- 8.2 CRCPJV had been implementing the required environmental mitigation measures according to the Environmental Monitoring and Audit Manual subject to the site condition. Environmental mitigation measures generally implemented by CRCPJV in this Reporting Quarter are summarized in *Table 8-1*.

**Table 8-1 Environmental Mitigation Measures**

| Issues                        | Environmental Mitigation Measures   |
|-------------------------------|---|
| Water Quality                 | <ul style="list-style-type: none"> <li>• Wastewater were appropriately treated by treatment facilities;</li> <li>• Drainage channels were provided to convey run-off into the treatment facilities; and</li> <li>• Drainage systems were regularly and adequately maintained.</li> </ul>  |
| Air Quality                   | <ul style="list-style-type: none"> <li>• Regular watering to reduce dust emissions from all exposed site surface, particularly during dry weather;</li> <li>• Frequent watering for particularly dusty construction areas and areas close to air sensitive receivers;</li> <li>• Cover all excavated or stockpile of dusty material by impervious sheeting or sprayed with water to maintain the entire surface wet;</li> <li>• Public roads around the site entrance/exit had been kept clean and free from dust; and</li> <li>• Tarpaulin covering of any dusty materials on a vehicle leaving the site.</li> </ul>                                     |
| Noise                         | <ul style="list-style-type: none"> <li>• Good site practices to limit noise emissions at the sources;</li> <li>• Use of quiet plant and working methods;</li> <li>• Use of site hoarding or other mass materials as noise barrier to screen noise at ground level of NSRs;</li> <li>• Use of shrouds/temporary noise barriers to screen noise from relatively static PMEs;</li> <li>• Scheduling of construction works outside school examination period in critical area; and</li> <li>• Alternative use of plant items within one worksite, where practicable.</li> </ul>   |
| Waste and Chemical Management | <ul style="list-style-type: none"> <li>• Excavated material should be reused on site as far as possible to minimize off-site disposal. Scrap metals or abandoned equipment should be recycled if possible;</li> <li>• Waste arising should be kept to a minimum and be handled, transported and disposed of in a suitable manner;</li> <li>• The Contractor should adopt a trip ticket system for the disposal of C&amp;D materials to any designed public filling facility and/or landfill; and</li> <li>• Chemical waste shall be handled in accordance with the Code of Practice on the Packaging, Handling and Storage of Chemical Wastes.</li> </ul> |
| General                       | <ul style="list-style-type: none"> <li>• The site was generally kept tidy and clean.</li> </ul>   |

## 9.0 CONCLUSIONS AND RECOMMENDATIONS

### CONCLUSIONS

- 9.1 This is 4<sup>th</sup> quarterly EM&A report presenting the monitoring results and inspection findings for the Reporting Period from **1 January 2015 to 31 March 2015**.
- 9.2 No noise complaint (which is an Action Level exceedance) was received and no construction noise measurement results that exceeded the Limit Level were recorded in the Reporting Quarter. No NOEs or the associated corrective actions were therefore issued.
- 9.3 In this Reporting Quarter, no Action/Limit Level exceedance for marine water quality sampling was recorded.
- 9.4 No documented complaint, notification of summons or successful prosecution was received by the Project.
- 9.5 The ET had carried out site inspection on **6, 13, 20, and 27 January 2015; 3, 12, 17, and 24 February 2015; and 3, 10, 18, 24 and 31 March 2015** with the Representatives of the Engineer and the Contractor. Furthermore, joint site inspection with IEC also undertaken on **13 January 2015, 12 February 2015 and 18 March 2015**. No non-compliance was noted; however minor deficiencies were observed during site inspection. The deficiencies has rectified within the specified deadlines. The environmental performance of the Project was therefore considered satisfactory.

### RECOMMENDATIONS

- 9.6 During dry and windy season, the Contractor shall pay attention on the construction dust that may cause environmental issues in the upcoming months. Mitigation measures on construction dust identified at the EM&A manual such as covering of dusty material should be fully implemented.
- 9.7 To control the site performance on waste management, the CRCPJV shall ensure that all solid and liquid waste management works are fully in compliance with the relevant license/permit requirements, such as the effluent discharge licence and the chemical waste producer registration. CRCPJV is also reminded to implement the recommended environmental mitigation measures according to the Environmental Monitoring and Audit Manual.
- 9.8 Baseline monitoring of noise and water quality was conducted during typical Hong Kong dry season (November to April next the year). It is important that influence of the seasonal changes is taken into account when interpreting monitoring data of all environmental issues obtained in the coming rainy season. Review of the baseline conditions may need to be conducted regularly in particular during times of seasonal changes. If the baseline changes are evident, the environmental performance criteria should be re-established under agreement of the ER and IEC and submitted to the EPD for endorsement.

**Appendix A**

**Project Site Layout Plan**

© Copyright by Black & Veatch Hong Kong Limited

MAP NOS.  
 1/MSD/13, 1/MSD/13, 1/MSD/13,  
 1/MSD/13, 1/MSD/13, 1/MSD/13,  
 1/MSD/13, 1/MSD/13, 1/MSD/13

NOTES:  
 1. THIS DRAWING SHALL BE READ IN CONJUNCTION WITH  
 THE REFERENCE NOS. 382902/B/TEN/00001  
 TO 00005.  
 2. REFER TO DRAWING REFERENCE NOS.  
 382902/B/TEN/00001 FOR GENERAL NOTES, LEGEND  
 AND ABBREVIATIONS.

1/MSD/13  
 CE S2/2009 (WS)  
 IMPROVEMENT OF FRESH WATER  
 SUPPLY TO CHEUNG CHAU

| REVISED | DATE  | DESCRIPTION OF REVISION | DESIGNED | CHECKED | DATE |
|---------|-------|-------------------------|----------|---------|------|
| A       | 04/13 | ISSUE FOR TENDER        | HL       | TL      | KIL  |
|         |       |                         | TL       | TL      | MS   |

| DESIGNED | CHECKED | DATE  |
|----------|---------|-------|
| HL       | SZ      | 04/13 |
| TL       | TL      | 04/13 |
| KIL      | KIL     | 04/13 |

1/MSD/13  
 CE S2/2009 (WS)  
 IMPROVEMENT OF FRESH WATER  
 SUPPLY TO CHEUNG CHAU

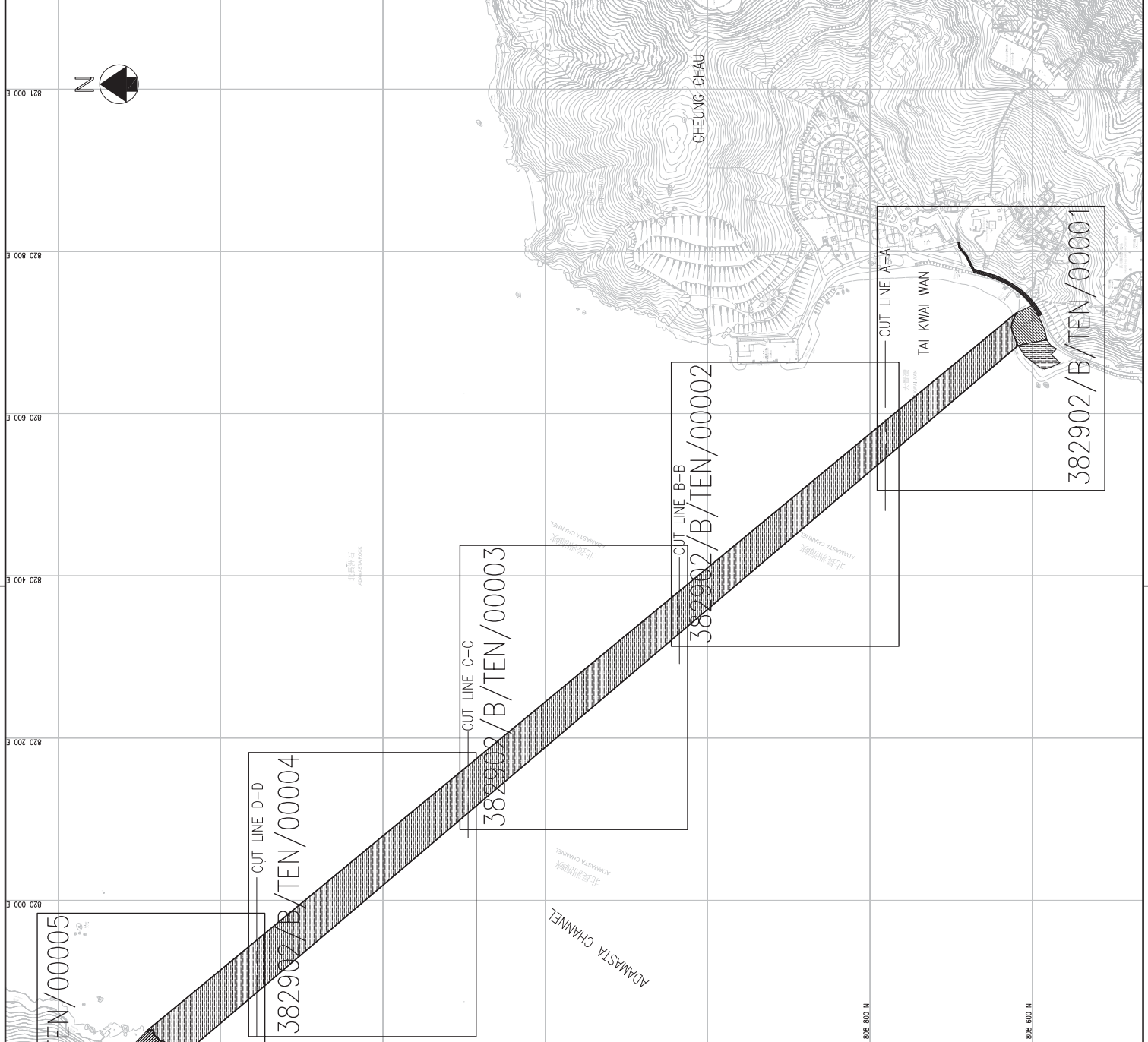
PORT OF WORKS - CHEUNG CHAU,  
 ADAMASTA CHANNEL, LANTAU ISLAND  
 (KEY PLAN)

382902/B/TEN/00001 (A)  
 382902/B/TEN/00001 (A)  
 382902/B/TEN/00001 (A)  
 382902/B/TEN/00001 (A)

Scale  
 A1 1:2500 A3 1:5000

Water Supplies Department  
 水務署

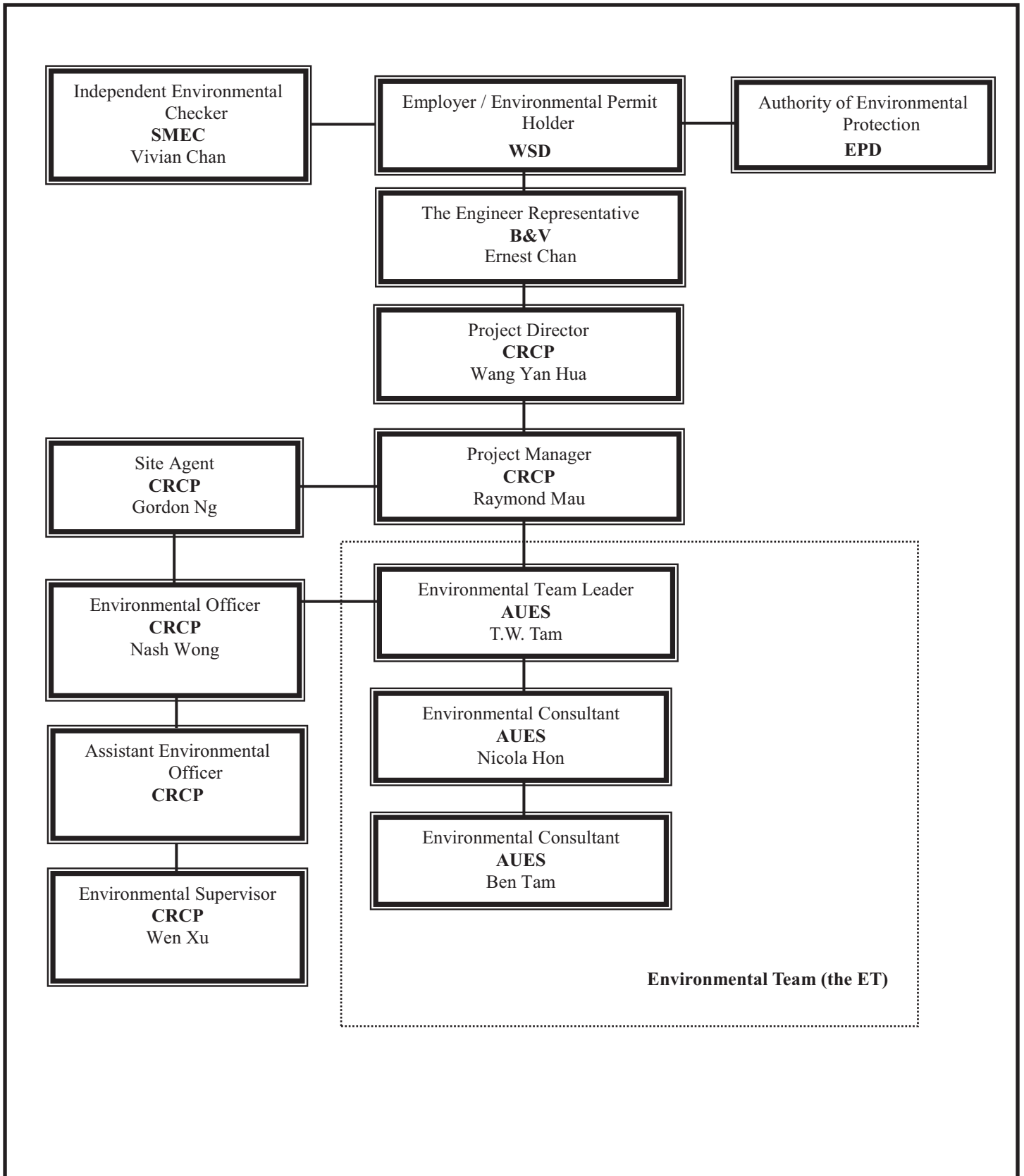
BLACK & VEATCH HONG KONG LIMITED  
 博盛工程顧問有限公司





## **Appendix B**

### **Organization Structure and Contact Details of Relevant Parties**



**Environmental Management Organization**

**Contact Details of Key Personnel**

| <b>Organization</b> | <b>Project Role</b>                | <b>Name of Key Staff</b> | <b>Tel No.</b> | <b>Fax No.</b> |
|---------------------|------------------------------------|--------------------------|----------------|----------------|
| B&V                 | Engineer's Representative          | Ernest Chan              | 2981 1149      | 3485 4114      |
| SMEC                | Independent Environmental Checker  | Vivian Chan              | 3995 8120      | 3995 8101      |
| CRCP                | Project Director                   | Wang Yan Hua             | 2981 1686      | 2981 1689      |
| CRCP                | Site Agent                         | Gordon Ng                | 2981 1686      | 2981 1689      |
| CRCP                | Environmental Officer              | Nash Wong                | 2981 1686      | 2981 1689      |
| CRCP                | Environmental Supervisor           | Wen Xu                   | 2981 1686      | 2981 1689      |
| AUES                | Environmental Team Leader          | T. W. Tam                | 2959 6059      | 2959 6079      |
| AUES                | Environmental Consultant           | Nicola Hon               | 2959 6059      | 2959 6079      |
| AUES                | Environmental Consultant           | Ben Tam                  | 2959 6059      | 2959 6079      |
| AUES                | Assistant Environmental Consultant | Martin Li                | 2959 6059      | 2959 6079      |

**Legend:**

*WSD (Employer) – Water Supplies Department*

*B&V (Engineer) – Black & Veatch Hong Kong Limited*

*CRCP (Main Contractor) – China Road – China Pipeline JV*

*SMEC (IEC) – SMEC Asia Limited*

*AUES (ET) – Action-United Environmental Services & Consulting*

## **Appendix C**


### **Master and Three Months Rolling Construction Programs**

| Activity ID                        | Description                                      | Calendar | Early Start | Late Start | Original Duration | Early Finish | Late Finish | Total Float |
|------------------------------------|--|----------|-------------|------------|-------------------|--------------|-------------|-------------|
| <b>Contract Dates</b>              |  |          |             |            |                   |              |             |             |
| KDC000100                          | Starting Date                                    | Cal_1    | 24OCT13 A   | 24OCT13 A  | 0                 |              |             |             |
| KDC000200                          | Section 1 of the Works Completion Date           | Cal_1    |             |            | 0                 | 23OCT15 *    | 23OCT15 *   | 0           |
| KDC000300                          | Section 2 of the Works Completion Date           | Cal_1    |             |            | 0                 | 23OCT16 *    | 23OCT16 *   | 0           |
| <b>Planned Completion Dates</b>    |  |          |             |            |                   |              |             |             |
| KDP000100                          | Planned Section 1 of the Works Completion Date   | Cal_1    |             |            | 0                 | 11JAN16      | 23OCT15 *   | -79d        |
| KDP000200                          | Planned Section 2 of the Works Completion Date   | Cal_1    |             |            | 0                 | 11JAN17      | 23OCT16 *   | -79d        |
| KDP000300                          | Proposed CE Time Implication (EOT) 80 Days       | Cal_1    |             |            | 0                 | 11JAN17 *    | 11JAN17 *   | 0           |
| <b>Access Dates</b>                |  |          |             |            |                   |              |             |             |
| KDA000100                          | Portion A Access Date                            | Cal_1    | 24OCT13 A   | 24OCT13 A  | 0                 |              |             |             |
| KDA000200                          | Portion B Access Date                            | Cal_1    | 24OCT13 A   | 24OCT13 A  | 0                 |              |             |             |
| KDA000300                          | Portion C Access Date                            | Cal_1    | 24OCT13 A   | 24OCT13 A  | 0                 |              |             |             |
| KDA000400                          | Portion D Access Date                            | Cal_1    | 24OCT13 A   | 24OCT13 A  | 0                 |              |             |             |
| KDA000500                          | Portion E Access Date                            | Cal_1    | 24OCT13 A   | 24OCT13 A  | 0                 |              |             |             |
| KDA000600                          | Portion F Access Date                            | Cal_1    | 24OCT13 A   | 24OCT13 A  | 0                 |              |             |             |
| KDA000700                          | Portion G Access Date                            | Cal_1    | 24OCT13 A   | 24OCT13 A  | 0                 |              |             |             |
| <b>Change of Works Information</b> |  |          |             |            |                   |              |             |             |
| CW000100                           | Recd realignment of submarine pipeline profile   | Cal_1    | 10APR14 A   | 10APR14 A  | 0                 |              |             |             |
| CW000200                           | Adv info - realignment of landmain (Portion F&G) | Cal_1    | 20MAY14 A   | 20MAY14 A  | 0                 |              |             |             |
| <b>General Provisions</b>          |  |          |             |            |                   |              |             |             |
| GEP000300                          | Temp access for PM, Supervisor & Contractor      | Cal_1    | 24OCT13 A   | 24OCT13 A  | 1095              | 11JAN17      | 11JAN17     | 0           |
| GEP000400                          | Computer facilities for PM & Supervisor          | Cal_1    | 24OCT13 A   | 24OCT13 A  | 1095              | 11JAN17      | 11JAN17     | 0           |
| GEP000500                          | Marine transport for PM & Supervisor             | Cal_1    | 24OCT13 A   | 24OCT13 A  | 1095              | 11JAN17      | 11JAN17     | 0           |
| GEP000600                          | Site staff/holline/temp facilities/site clean    | Cal_1    | 24OCT13 A   | 24OCT13 A  | 1095              | 11JAN17      | 11JAN17     | 0           |
| GEP000700                          | Provision of uniform                             | Cal_1    | 28FEB14 A   | 28FEB14 A  | 1095              | 11JAN17      | 11JAN17     | 0           |
| <b>General Submissions</b>         |  |          |             |            |                   |              |             |             |
| GES000100                          | Initial survey and report                        | Cal_1    |             |            | 0                 | 29JAN14 A    | 29JAN14 A   |             |

|                                  |         |
|----------------------------------|---------|
| <b>Start date</b>                | 23OCT13 |
| <b>Finish date</b>               | 11JAN17 |
| <b>Data date</b>                 | 28FEB15 |
| <b>Run date</b>                  | 02MAR15 |
| <b>Page number</b>               | 1A      |
| <b>c Primavera Systems, Inc.</b> |         |

Contract No. 1/WSD/13  
 Improvement of Fresh Water Supply to Cheung Chau  
 CRBC-CPP JV  
 Progress Update  
 <Based on Rev.H2; file A040>

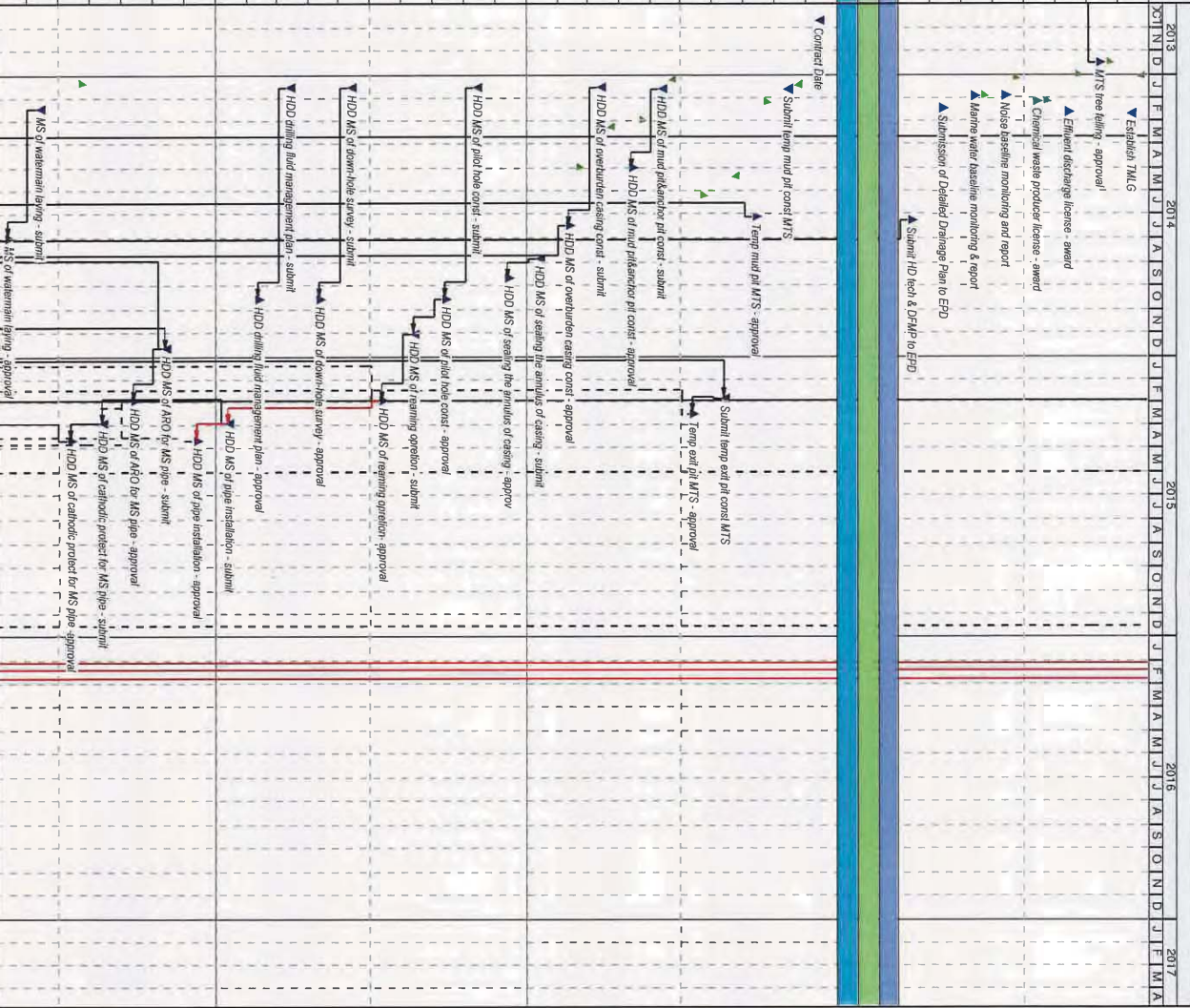
Rev. I  
 File: A042



| Activity ID | Description                                 | Calendar | Early Start | Late Start | Original Duration | Early Finish | Late Finish | Total Float |
|-------------|---|----------|-------------|------------|-------------------|--------------|-------------|-------------|
| GES0000200  | Establish T.M.G                             | Cal_1    | 20FEB14 A   | 20FEB14 A  | 0                 | 17DEC13 A    | 17DEC13 A   |             |
| GES0000500  | M/S free filling - approval                 | Cal_1    |             |            | 0                 | 17DEC13 A    | 17DEC13 A   |             |
| GES0000700  | Effluent discharge license - award          | Cal_1    |             |            | 0                 | 18FEB14 A    | 18FEB14 A   |             |
| GES0000900  | Chemical waste producer license - award     | Cal_1    |             |            | 0                 | 05FEB14 A    | 05FEB14 A   |             |
| GES001000   | Noise baseline monitoring and report        | Cal_1    |             |            | 0                 | 29JAN14 A    | 29JAN14 A   |             |
| GES001100   | Marine water baseline monitoring & report   | Cal_1    |             |            | 0                 | 29JAN14 A    | 29JAN14 A   |             |
| GES001200   | Submission of Detailed Drainage Plan to EPP | Cal_1    |             |            | 0                 | 13FEB14 A    | 13FEB14 A   |             |
| GES001300   | Submit HD tech & DFM to EPP                 | Cal_1    |             |            | 0                 | 09JUL14 A    | 09JUL14 A   |             |

**Major Submissions**

| Activity ID | Description  | Calendar | Early Start | Late Start | Original Duration | Early Finish | Late Finish | Total Float |
|-------------|--|----------|-------------|------------|-------------------|--------------|-------------|-------------|
| KDC000050   | Contract Date                                      | Cal_1    | 23OCT13 A   | 23OCT13 A  | 0                 |              |             |             |
| M/S000190   | Submit temp mud pit const M/S                      | Cal_1    | 20JAN14 A   | 20JAN14 A  | 0                 |              |             |             |
| M/S000200   | Temp mud pit M/S - approval                        | Cal_1    |             |            | 0                 | 04JUL14 A    | 04JUL14 A   |             |
| M/S000290   | Submit temp exit pit const M/S                     | Cal_1    | 29FEB15 A   | 29FEB15 A  | 0                 |              |             |             |
| M/S000300   | Temp exit pit M/S - approval                       | Cal_1    |             |            | 0                 | 17MAR15      | 07FEB15     | -38d        |
| M/S000500   | HDD MS of mud pit/ditcher pit const - submit       | Cal_1    | 20JAN14 A   | 20JAN14 A  | 0                 |              |             |             |
| M/S000510   | HDD MS of mud pit/ditcher pit const - approval     | Cal_1    |             |            | 0                 | 02MAY14 A    | 02MAY14 A   |             |
| M/S000520   | HDD MS of overburden casing const - submit         | Cal_1    | 18JAN14 A   | 18JAN14 A  | 0                 |              |             |             |
| M/S000530   | HDD MS of overburden casing const - approval       | Cal_1    |             |            | 0                 | 16JUL14 A    | 16JUL14 A   |             |
| M/S000540   | HDD MS of sealing the annulus of casing - submit   | Cal_1    | 29AUG14 A   | 29AUG14 A  | 0                 |              |             |             |
| M/S000550   | HDD MS of sealing the annulus of casing - approval | Cal_1    |             |            | 0                 | 22SEP14 A    | 22SEP14 A   |             |
| M/S000560   | HDD MS of pilot hole const - submit                | Cal_1    | 18JAN14 A   | 18JAN14 A  | 0                 |              |             |             |
| M/S000570   | HDD MS of pilot hole const - approval              | Cal_1    |             |            | 0                 | 18OCT14 A    | 18OCT14 A   |             |
| M/S000580   | HDD MS of reaming operation - submit               | Cal_1    |             |            | 0                 | 03DEC14 A    | 03DEC14 A   |             |
| M/S000590   | HDD MS of reaming operation - approval             | Cal_1    |             |            | 0                 | 27FEB15      | 12DEC14     | -77d        |
| M/S000600   | HDD MS of down-hole survey - submit                | Cal_1    | 18JAN14 A   | 18JAN14 A  | 0                 |              |             |             |
| M/S000610   | HDD MS of down-hole survey - approval              | Cal_1    |             |            | 0                 | 18OCT14 A    | 18OCT14 A   |             |
| M/S000620   | HDD drilling fluid management plan - submit        | Cal_1    | 18JAN14 A   | 18JAN14 A  | 0                 |              |             |             |
| M/S000630   | HDD drilling fluid management plan - approval      | Cal_1    |             |            | 0                 | 18OCT14 A    | 18OCT14 A   |             |
| M/S000640   | HDD MS of pipe installation - submit               | Cal_1    | 30MAR15     | 29MAR15    | 0                 |              |             |             |
| M/S000650   | HDD MS of pipe installation - approval             | Cal_1    |             |            | 0                 | 19APR15      | 15APR15     | -4d         |
| M/S000660   | HDD MS of ARO for MS pipe - submit                 | Cal_1    | 22DEC14 A   | 22DEC14 A  | 0                 |              |             |             |
| M/S000670   | HDD MS of ARO for MS pipe - approval               | Cal_1    |             |            | 0                 | 27FEB15      | 15APR15     | 47d         |
| M/S000680   | HDD MS of cathodic protect for MS pipe - submit    | Cal_1    | 30MAR15     | 01JUN15    | 0                 |              |             |             |
| M/S000690   | HDD MS of cathodic protect for MS pipe - approval  | Cal_1    |             |            | 0                 | 19APR15      | 22JUN15     | 63d         |
| M/S000700   | MS of watermain laying - submit                    | Cal_1    | 14FEB14 A   | 14FEB14 A  | 0                 |              |             |             |
| M/S000710   | MS of watermain laying - approval                  | Cal_1    |             |            | 0                 | 31JUL14 A    | 31JUL14 A   |             |




**CRBC-CPP JV**  
**Progress Update**  
 Contract No. 1/WSD/13  
 Improvement of Fresh Water Supply to Cheung Chau  
 Page number 2A  
 c Primavera Systems, Inc.

Start date 23OCT13  
 Finish date 11JAN17  
 Data date 28FEB15  
 Run date 02MARR15

Early bar  
 Target bar  
 Progress bar  
 Start milestone point  
 Finish milestone point

File: A042



**Major Local Procurement**

|           |   |       |           |           |   |           |           |     |
|-----------|---|-------|-----------|-----------|---|-----------|-----------|-----|
| MSL000100 | Environmental Team Leader Services - approval     | Cal_1 | 04DEC13 A | 04DEC13 A | 0 | 04DEC13 A | 04DEC13 A | 0   |
| MSL000200 | Traffic eng consultancy - approval                | Cal_1 | 05DEC13 A | 05DEC13 A | 0 | 05DEC13 A | 05DEC13 A | 0   |
| MSL000300 | Indep checking engineer services - approval       | Cal_1 | 05DEC13 A | 05DEC13 A | 0 | 05DEC13 A | 05DEC13 A | 0   |
| MSL000400 | Submit HDD geotech consultancy procure proced     | Cal_1 | 01APR14 A | 01APR14 A | 0 | 29APR14 A | 29APR14 A | 0   |
| MSL000500 | HDD geotech consultancy procure proced approval   | Cal_1 | 27NOV13 A | 27NOV13 A | 0 | 31DEC13 A | 31DEC13 A | 0   |
| MSL000600 | Site establishment subcontract - award            | Cal_1 | 05DEC13 A | 05DEC13 A | 0 | 31MAR14 A | 31MAR14 A | 0   |
| MSL000700 | UG utility detection subcontract - award          | Cal_1 | 19MAR14 A | 19MAR14 A | 0 | 31MAR14 A | 31MAR14 A | 0   |
| MSL000800 | Environmental monitoring subcontract - award      | Cal_1 | 31MAR14 A | 31MAR14 A | 0 | 16APR14 A | 16APR14 A | 0   |
| MSL000900 | Submit silt curtain subcontract approval          | Cal_1 | 04JUL14 A | 04JUL14 A | 0 | 04JUL14 A | 04JUL14 A | 0   |
| MSL001000 | Submit laying of landmains subcontract approval   | Cal_1 | 04JUL14 A | 04JUL14 A | 0 | 04JUL14 A | 04JUL14 A | 0   |
| MSL001100 | Laying of landmains subcontract approval          | Cal_1 | 04JUL14 A | 04JUL14 A | 0 | 04JUL14 A | 04JUL14 A | 0   |
| MSL001200 | Overburden casing for HDD - award                 | Cal_1 | 07APR15   | 07APR15   | 0 | 13MAR15   | 15APR15   | 33d |
| MSL001300 | Hammer for overburden casing installation - award | Cal_1 | 07APR15   | 07APR15   | 0 | 13MAR15   | 15APR15   | 33d |
| MSL001400 | MS Pipe and joint testing - award                 | Cal_1 | 21NOV13 A | 21NOV13 A | 0 | 07DEC13 A | 07DEC13 A | 0   |
| MSL001500 | MS Pipe and joint testing - approval              | Cal_1 | 21NOV13 A | 21NOV13 A | 0 | 07DEC13 A | 07DEC13 A | 0   |

■ Early bar  
■ Target bar  
■ Progress bar  
▲ Start milestone point  
■ Finish milestone point

Start date **23OCT13**  
 Finish date **11JAN17**  
 Data date **28FEB15**  
 Run date **02MAR15**  
 Page number **3A**

Contract No. 1/WSD/13  
 Improvement of Fresh Water Supply to Cheung Chau  
 c Primavera Systems, Inc.

CRBC-CPP JV  
 Progress Update  
 <Based on Rev.H2; file A040>

Rev.I  
 File: A042

| Activity ID | Description                         | Calendar | Early Start | Late Start | Original Duration | Early Finish | Late Finish | Total Float |
|-------------|-------------------------------------|----------|-------------|------------|-------------------|--------------|-------------|-------------|
| MLP000390   | Noise panel supply contract - award | Cal_1    | 24OCT13 A   | 24OCT13 A  | 1096              | 11JAN17      | 11JAN17     | 0           |
| MLP000400   | Diesel fuel supply contract - award | Cal_1    | 24OCT13 A   | 24OCT13 A  | 1096              | 11JAN17      | 11JAN17     | 0           |
| MLP000650   | RMC supply contract - award         | Cal_1    | 31DEC13 A   | 31DEC13 A  | 30                | 29JAN14 A    | 29JAN14 A   | 0           |

**Major Overseas Procurement**

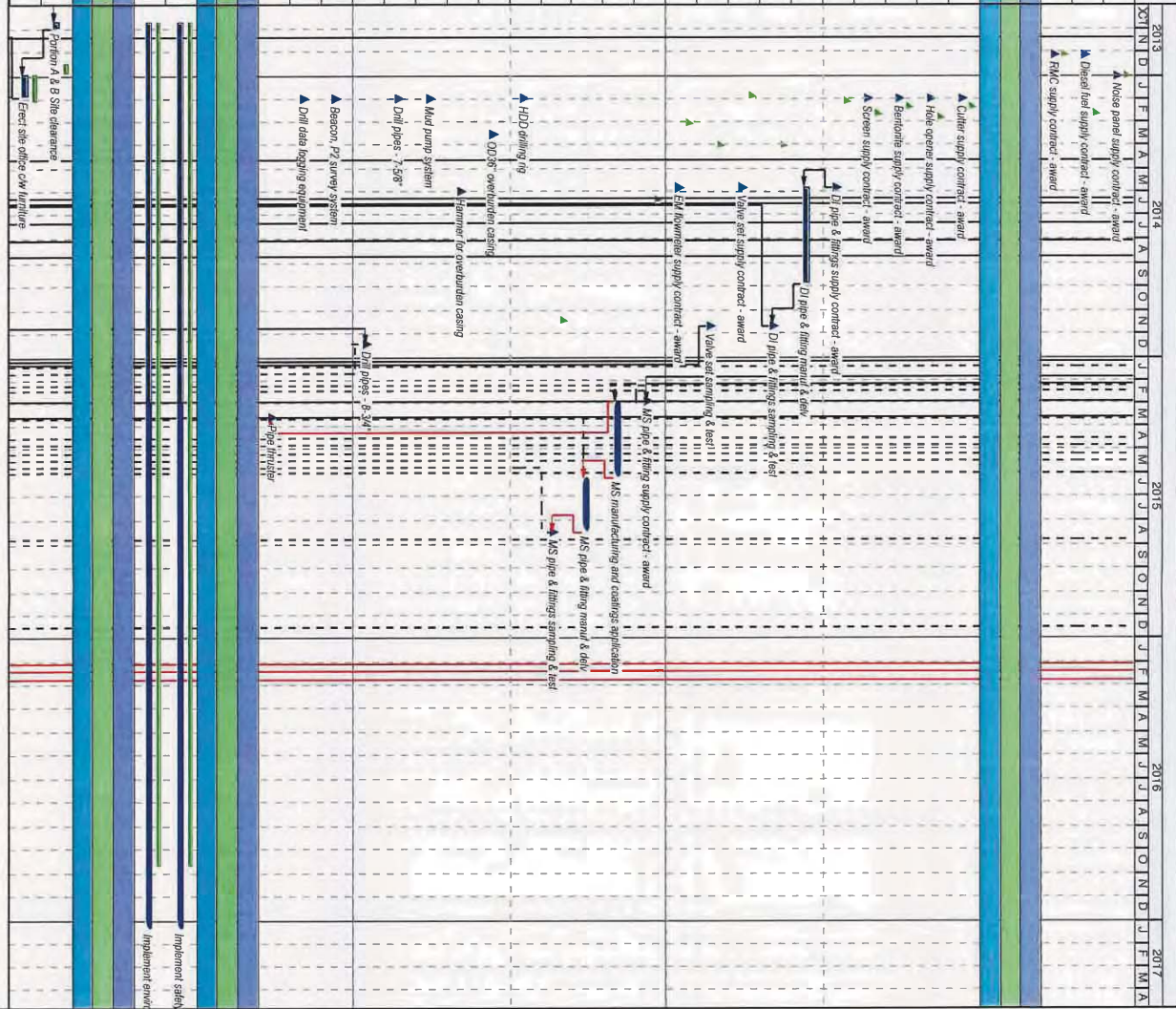
|           |  |       |           |           |     |           |           |      |
|-----------|--|-------|-----------|-----------|-----|-----------|-----------|------|
| MCP000650 | Cutter supply contract - award             | Cal_1 | 31JAN14 A | 31JAN14 A | 0   | 31JAN14 A | 31JAN14 A | 0    |
| MCP000660 | Hole opener supply contract - award        | Cal_1 | 31JAN14 A | 31JAN14 A | 0   | 31JAN14 A | 31JAN14 A | 0    |
| MCP000700 | Bentonite supply contract - award          | Cal_1 | 31JAN14 A | 31JAN14 A | 0   | 31JAN14 A | 31JAN14 A | 0    |
| MCP000800 | Screen supply contract - award             | Cal_1 | 31JAN14 A | 31JAN14 A | 0   | 31JAN14 A | 31JAN14 A | 0    |
| MCP000900 | DI pipe & fittings supply contract - award | Cal_1 | 27MAY14 A | 27MAY14 A | 50  | 29SEP14 A | 29SEP14 A | 0    |
| MCP000910 | DI pipe & fittings manul & deliv           | Cal_1 | 21NOV14 A | 21NOV14 A | 0   | 21NOV14 A | 21NOV14 A | 0    |
| MCP001000 | DI pipe & fittings sampling & test         | Cal_1 | 28MAY14 A | 28MAY14 A | 0   | 28MAY14 A | 28MAY14 A | 0    |
| MCP001100 | Valve set supply contract - award          | Cal_1 | 21NOV14 A | 21NOV14 A | 0   | 21NOV14 A | 21NOV14 A | 0    |
| MCP001200 | Valve set sampling & test                  | Cal_1 | 28MAY14 A | 28MAY14 A | 0   | 28MAY14 A | 28MAY14 A | 0    |
| MCP001300 | EM flowmeter supply contract - award       | Cal_1 | 27FEB15   | 29DEC14   | 0   | 27FEB15   | 29DEC14   | 66d  |
| MCP001400 | MS pipe & fitting supply contract - award  | Cal_1 | 28FEB15   | 09DEC14   | 100 | 07JUN15   | 18MAR15   | -81d |
| MCP001420 | MS manufacturing and coatings application  | Cal_1 | 08JUN15   | 18MAR15   | 70  | 16AUG15   | 27MAY15   | -81d |
| MCP001440 | MS pipe & fitting manul & deliv            | Cal_1 | 16AUG15   | 27MAY15   | 0   | 16AUG15   | 27MAY15   | -81d |
| MCP001500 | MS pipe & fittings sampling & test         | Cal_1 | 31JAN14 A | 31JAN14 A | 0   | 31JAN14 A | 31JAN14 A | 0    |
| MCP001600 | HDD drilling rig                           | Cal_1 | 17MAY14 A | 17MAY14 A | 0   | 17MAY14 A | 17MAY14 A | 0    |
| MCP001650 | OQ36' overburden casing                    | Cal_1 | 31MAY14 A | 31MAY14 A | 0   | 31MAY14 A | 31MAY14 A | 0    |
| MCP001700 | Hammer for overburden casing               | Cal_1 | 31JAN14 A | 31JAN14 A | 0   | 31JAN14 A | 31JAN14 A | 0    |
| MCP001750 | Mud pump system                            | Cal_1 | 31JAN14 A | 31JAN14 A | 0   | 31JAN14 A | 31JAN14 A | 0    |
| MCP001800 | Drill pipes - 7.58"                        | Cal_1 | 15DEC14 A | 15DEC14 A | 0   | 15DEC14 A | 15DEC14 A | 0    |
| MCP001810 | Drill pipes - 8.34"                        | Cal_1 | 31JAN14 A | 31JAN14 A | 0   | 31JAN14 A | 31JAN14 A | 0    |
| MCP001900 | Beacon, P2 survey system                   | Cal_1 | 31JAN14 A | 31JAN14 A | 0   | 31JAN14 A | 31JAN14 A | 0    |
| MCP001950 | Drill data logging equipment               | Cal_1 | 31JAN14 A | 31JAN14 A | 0   | 31JAN14 A | 31JAN14 A | 0    |
| MCP002000 | Pipe thraster                              | Cal_1 | 18MAR15   | 18MAR15   | 0   | 18MAR15   | 18MAR15   | -2d  |

**General Safety & Environmental Provisions**

|           |   |       |           |           |      |         |         |   |
|-----------|---|-------|-----------|-----------|------|---------|---------|---|
| SSE000100 | Implement safety provisions (SSEMC end of @ mt) | Cal_1 | 24OCT13 A | 24OCT13 A | 1096 | 11JAN17 | 11JAN17 | 0 |
| SSE000200 | Implement enviro provisions (SSEMC end of @ mt) | Cal_1 | 24OCT13 A | 24OCT13 A | 1096 | 11JAN17 | 11JAN17 | 0 |

**Sec 1 Portion A & B Site Preparation**

|            |                                 |       |           |           |    |           |           |   |
|------------|---------------------------------|-------|-----------|-----------|----|-----------|-----------|---|
| SEC1000100 | Portion A & B Site clearance    | Cal_2 | 24OCT13 A | 24OCT13 A | 10 | 01NOV13 A | 01NOV13 A | 0 |
| SEC1000200 | Erect site office c/w furniture | Cal_2 | 31DEC13 A | 31DEC13 A | 30 | 29JAN14 A | 29JAN14 A | 0 |



**Start date** 23OCT13  
**Finish date** 11JAN17  
**Data date** 28FEB15  
**Run date** 02MARI5  
**Page number** 4A  
**c Primavera Systems, Inc.**

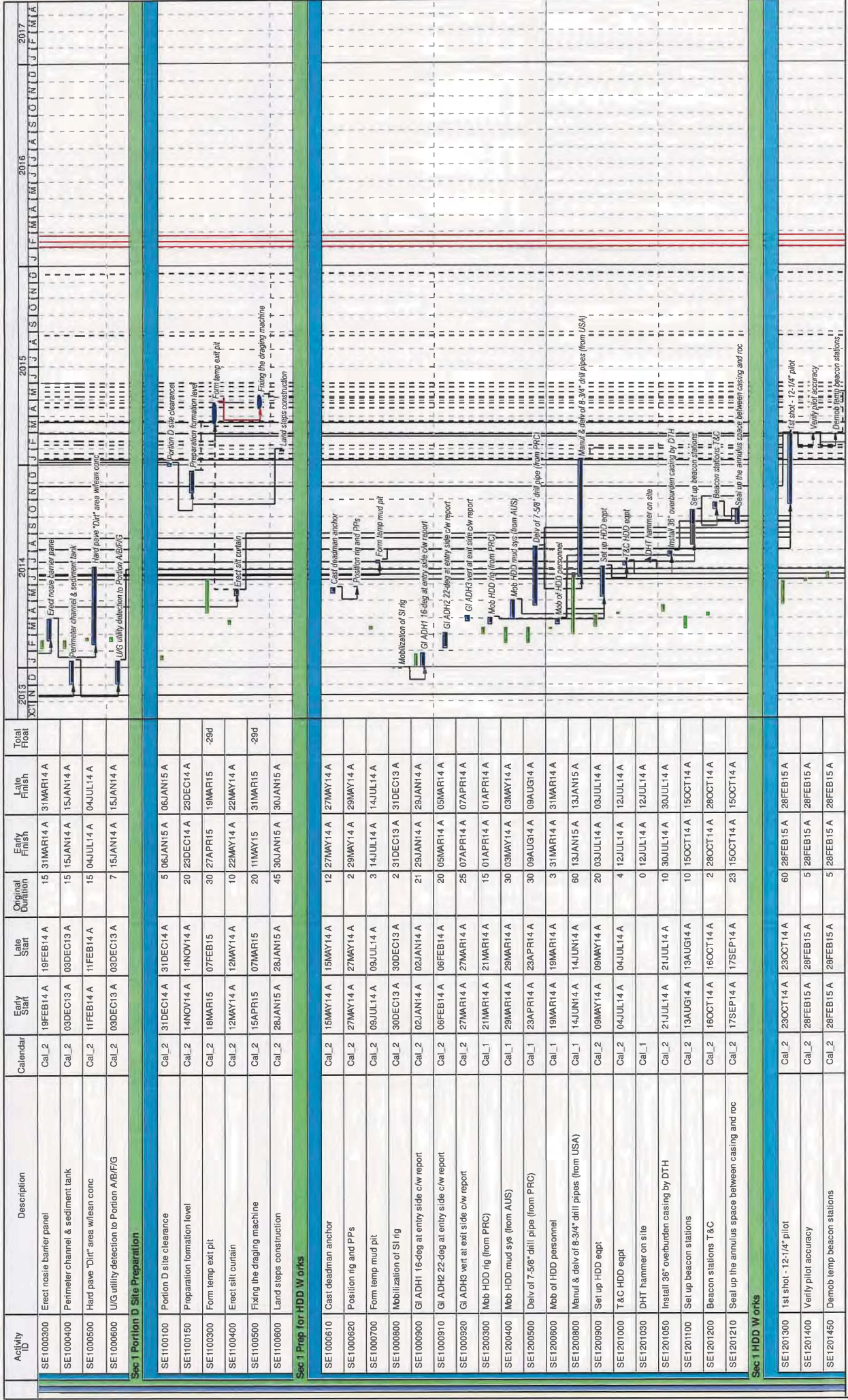
Contract No. 1/WSD/13  
 Improvement of Fresh Water Supply to Cheung Chau

**CRBC-CPP JV**  
 Progress Update  
 <Based on Rev.H2; file A040>

Rev1  
 File: A042

- Early bar
- Target bar
- Progress bar
- Start milestone point
- Finish milestone point





CRBC-CPP JV  
Progress Update  
<Based on Rev.H2; file A040>

Contract No. 1/WSD/13  
Improvement of Fresh Water Supply to Cheung Chau

Rev. I  
File: A042

|             |         |
|-------------|---------|
| Start date  | 23OCT13 |
| Finish date | 11JAN17 |
| Data date   | 28FEB15 |
| Run date    | 02MAR15 |
| Page number | 5A      |

c Primavera Systems, Inc.

■ Early bar  
■ Target bar  
■ Progress bar  
▲ Start milestone point  
■ Finish milestone point

| Activity ID | Description                                     | Calendar | Early Start | Late Start | Original Duration | Early Finish | Late Finish | Total Float |
|-------------|---|----------|-------------|------------|-------------------|--------------|-------------|-------------|
| SE1201500   | 2nd shot - hole opening to 28" by FR            | Cal_2    | 06MARR15    | 12DEC14    | 80                | 16JUN15      | 25MARR15    | -64d        |
| SE1201700   | Bore hole cleaning                              | Cal_2    | 16JUN15     | 25MARR15   | 14                | 06JUL15      | 15APR15     | -64d        |
| SE1201800   | Set up welding station                          | Cal_2    | 16JUN15     | 31MARR15   | 7                 | 26JUN15      | 13APR15     | -59d        |
| SE1202000   | Set up dragging machine at Portion D            | Cal_2    | 16JUN15     | 31MARR15   | 7                 | 26JUN15      | 13APR15     | -59d        |
| SE1202100   | Pushing station T&C                             | Cal_2    | 26JUN15     | 13APR15    | 2                 | 29JUN15      | 15APR15     | -59d        |
| SE1202300   | Submarine steel pipe pushing                    | Cal_2    | 06JUL15     | 15APR15    | 70                | 26SEP15      | 13JUL15     | -64d        |
| SE1202500   | Demob HDD eqpt                                  | Cal_2    | 26SEP15     | 13JUL15    | 12                | 13OCT15      | 27JUL15     | -64d        |
| SE1202600   | Submarine pipe hydraulic test (Portion C)       | Cal_2    | 26SEP15     | 13JUL15    | 7                 | 07OCT15      | 21JUL15     | -64d        |
| SE1202700   | Submarine pipe cleaning                         | Cal_2    | 07OCT15     | 21JUL15    | 7                 | 15OCT15      | 29JUL15     | -64d        |
| SE1202710   | Installation of cathodic protection for MS pipe | Cal_2    | 16OCT15     | 29JUL15    | 7                 | 24OCT15      | 06AUG15     | -64d        |
| SE1202750   | Reinst excavated pit in Portion A               | Cal_2    | 13OCT15     | 27JUL15    | 7                 | 22OCT15      | 04AUG15     | -64d        |
| SE1202800   | MS pipe tie-in chamber A                        | Cal_2    | 19DEC15     | 02OCT15    | 5                 | 28DEC15      | 08OCT15     | -64d        |
| SE1202900   | Chamber A const                                 | Cal_2    | 23OCT15     | 04AUG15    | 48                | 18DEC15      | 02OCT15     | -64d        |
| SE1202950   | Reinst excavated pit in Portion D               | Cal_2    | 26OCT15     | 06AUG15    | 5                 | 31OCT15      | 12AUG15     | -64d        |
| SE1203000   | Chamber D const                                 | Cal_2    | 31OCT15     | 12AUG15    | 48                | 30DEC15      | 10OCT15     | -64d        |
| SE1203100   | Portion A&B site clearance                      | Cal_2    | 22DEC15     | 05OCT15    | 15                | 11JAN16      | 23OCT15     | -64d        |
| SE1203200   | Portion D site clearance                        | Cal_2    | 09DEC15     | 21SEP15    | 25                | 11JAN16      | 23OCT15     | -64d        |

**Sec 1 Excavation Permit & TTA**

|           |   |       |            |            |     |            |            |      |
|-----------|---|-------|------------|------------|-----|------------|------------|------|
| SE1300100 | Approval of Traffic consultant                | Cal_1 | 06DEC13 A  | 06DEC13 A  | 0   |            |            |      |
| SE1300110 | Traffic engg services                         | Cal_1 | 09DEC13 A  | 09DEC13 A  | 470 | 30MAY15    | 23OCT16    | 512d |
| SE1300200 | Prep detailed TTM                             | Cal_2 | 08JAN14 A  | 08JAN14 A  | 40  | 31MARR14 A | 31MARR14 A |      |
| SE1300300 | Register XP thru IUMS                         | Cal_1 | 13FEB14 A  | 13FEB14 A  | 0   |            |            |      |
| SE1300400 | Case co-ordination w/utility undertakers      | Cal_1 | 24FEB14 A  | 24FEB14 A  | 14  | 31MARR14 A | 31MARR14 A |      |
| SE1300500 | Subm TTM(HKPPFDLCSO) - for approv             | Cal_1 | 24FEB14 A  | 24FEB14 A  | 30  | 25MARR14 A | 25MARR14 A |      |
| SE1300600 | Apply XP thru XPKS                            | Cal_1 | 31MARR14 A | 31MARR14 A | 7   | 07APR14 A  | 07APR14 A  |      |
| SE1300700 | Apply Roadworks Advice (RMO)                  | Cal_1 | 07APR14 A  | 07APR14 A  | 14  | 21APR14 A  | 21APR14 A  |      |
| SE1300800 | Subm AN thru XPKS (HYD/HKPPFDLCSO)            | Cal_2 | 22APR14 A  | 22APR14 A  | 2   | 23APR14 A  | 23APR14 A  |      |
| SE1300910 | Implement phase 1 to phase 10 TTM (Portion G) | Cal_1 | 30JUL14 A  | 30JUL14 A  | 313 | 28APR15    | 19AUG15    | 115d |
| SE1301910 | Implement phase 11 and 12 TTM (Portion F)     | Cal_1 | 29DEC14 A  | 29DEC14 A  | 95  | 30APR15    | 07SEP15    | 130d |

**Sec 1 Main Laying on Cheung Chau**

|           |                              |       |           |           |    |           |           |  |
|-----------|------------------------------|-------|-----------|-----------|----|-----------|-----------|--|
| SE1400100 | Landmarks in phase 1 (L=8m)  | Cal_4 | 30JUL14 A | 30JUL14 A | 17 | 05SEP14 A | 05SEP14 A |  |
| SE1400200 | Landmarks in phase 2 (L=12m) | Cal_4 | 17SEP14 A | 17SEP14 A | 17 | 14OCT14 A | 14OCT14 A |  |
| SE1400300 | Landmarks in phase 3 (L=12m) | Cal_4 | 15OCT14 A | 15OCT14 A | 17 | 13NOV14 A | 13NOV14 A |  |
| SE1400400 | Landmarks in phase 4 (L=6m)  | Cal_4 | 27NOV14 A | 27NOV14 A | 7  | 05DEC14 A | 05DEC14 A |  |
| SE1400500 | Landmarks in phase 5 (L=6m)  | Cal_4 | 15DEC14 A | 15DEC14 A | 7  | 05JAN15 A | 05JAN15 A |  |
| SE1400600 | Landmarks in phase 6 (L=6m)  | Cal_4 | 16DEC14 A | 16DEC14 A | 7  | 28FEB15 A | 28FEB15 A |  |

**CRBC-CPP JV**

**Progress Update**

**Contract No. 1/WSD/13**

**Improvement of Fresh Water Supply to Cheung Chau**

**Page number 6A**


**c Primavera Systems, Inc.**

CRBC-CPP JV  
Progress Update  
Contract No. 1/WSD/13  
Improvement of Fresh Water Supply to Cheung Chau

File: A042



Rev1



| Activity ID                               | Description                                  | Calendar | Early Start | Late Start | Original Duration | Early Finish | Late Finish | Total Float |
|---|--|----------|-------------|------------|-------------------|--------------|-------------|-------------|
| SE1400700                                 | Landmains in phase 7 (L=6m)                  | Cal_4    | 18DEC14 A   | 18DEC14 A  | 7                 | 09MAR15      | 30JUN15     | 62d         |
| SE1400800                                 | Landmains in phase 8 (L=6m)                  | Cal_4    | 10MAR15     | 02JUL15    | 7                 | 19MAR15      | 14JUL15     | 62d         |
| SE1400900                                 | Landmains in phase 9 (L=6m)                  | Cal_4    | 23MAR15     | 15JUL15    | 7                 | 01APR15      | 27JUL15     | 62d         |
| SE1401000                                 | Landmains in phase 10 (L=6m)                 | Cal_4    | 20APR15     | 28JUL15    | 7                 | 29APR15      | 06AUG15     | 55d         |
| SE1401050                                 | Landmains in Portion A                       | Cal_2    | 13OCT15     | 08AUG15    | 25                | 13NOV15      | 07SEP15     | -54d        |
| SE1401100                                 | Landmains in phase 11 (Portion F)            | Cal_4    | 23FEB15 A   | 23FEB15 A  | 25                | 15APR15      | 19AUG15     | 70d         |
| SE1401200                                 | Landmains in phase 12 (Portion F)            | Cal_4    | 27FEB15 A   | 27FEB15 A  | 25                | 04MAY15      | 07SEP15     | 70d         |
| SE1401300                                 | Hydraulic test (Portion A, F & G)            | Cal_4    | 16NOV15     | 07SEP15    | 8                 | 26NOV15      | 21SEP15     | -36d        |
| SE1401400                                 | DI pipe flushing & cleaning                  | Cal_4    | 30NOV15     | 21SEP15    | 3                 | 02DEC15      | 24SEP15     | -36d        |
| SE1401500                                 | Tie-in at Chamber A                          | Cal_2    | 03DEC15     | 24SEP15    | 5                 | 08DEC15      | 02OCT15     | -55d        |
| SE1401600                                 | Request suspension of fresh water supply     | Cal_2    | 28DEC15     | 08OCT15    | 0                 |              |             | -64d        |
| SE1401700                                 | Tie-in connection to existing mains          | Cal_2    |             |            | 0                 | 02JAN16      | 14OCT15     | -64d        |
| SE1401800                                 | Disconnect existing 10" submarine water main | Cal_2    |             |            | 0                 | 02JAN16      | 14OCT15     | -64d        |
| SE1401900                                 | Seal and abandon existing 10" FW main        | Cal_2    | 02JAN16     | 15OCT15    | 7                 | 11JAN16      | 23OCT15     | -64d        |
| <b>Sec 1 Main Laying on Lantau Island</b> |  |          |             |            |                   |              |             |             |
| SE1500100                                 | Laying landmains on Lantau Island            | Cal_2    | 16OCT15     | 20AUG15    | 30                | 21NOV15      | 24SEP15     | -46d        |
| SE1500200                                 | Hydraulic test (Portion D)                   | Cal_2    | 21NOV15     | 24SEP15    | 4                 | 26NOV15      | 30SEP15     | -46d        |
| SE1500300                                 | DI pipe flushing & cleaning                  | Cal_2    | 26NOV15     | 30SEP15    | 3                 | 30NOV15      | 05OCT15     | -46d        |
| SE1500400                                 | Tie-in at Chamber D                          | Cal_2    | 30NOV15     | 05OCT15    | 3                 | 03DEC15      | 08OCT15     | -46d        |
| <b>Sec 2 Lantau Island</b>                |  |          |             |            |                   |              |             |             |
| SE2000050                                 | Tree preserv, protect & survey               | Cal_1    | 24OCT13 A   | 24OCT13 A  | 729               | 11JAN16      | 23OCT15     | -80d        |
| SE2000100                                 | Establishment period                         | Cal_1    | 24OCT15 *   | 24OCT15 *  | 366               | 23OCT16      | 23OCT16     | 0           |
| SE2000150                                 | Tree planting                                | Cal_2    | 02MAR15 *   | 02MAR15 *  | 25                | 31MAR15      | 31MAR15     | 0           |
| SE2000200                                 | Hard landscaping works Ha So Pai             | Cal_2    | 24OCT15     | 31AUG16    | 45                | 18DEC15      | 22OCT16     | 260d        |

|   |         |   |
|---|---------|---|
| <b>Start date</b>   | 23OCT13 | <p>CRBC-CPP JV<br/>Progress Update<br/>&lt;Based on Rev.H2; file A040&gt;</p> <p>Rev.I<br/>File: A042</p> |
| <b>Finish date</b>  | 11JAN17 |   |
| <b>Data date</b>  | 28FEB15 |   |
| <b>Run date</b>   | 02MAR15 |   |
| <b>Page number</b>  | 7A      |   |
| <p>Contract No. 1/WSD/13<br/>Improvement of Fresh Water Supply to Cheung Chau</p> <p><b>c Primavera Systems, Inc.</b></p> |         |   |

## **Appendix D**

### **Monitoring Locations Designated in the EM&A Manual**

**NOTE:**  
1. THE FINAL LOCATIONS OF THE MONITORING STATIONS SHALL BE PROPOSED BY THE ENVIRONMENTAL PROTECTION DEPARTMENT AND APPROVED BY THE INDEPENDENT ENVIRONMENTAL CHECKER (EC) BEFORE SUBMITTING TO EPD FOR APPROVAL PRIOR TO COMMENCEMENT OF ANY MONITORING.

**LEGEND:**

- PROPOSED SUBMARINE FRESH WATER MAIN
- ⊕ W1 WATER QUALITY MONITORING STATION
- ⊕ W2 WATER QUALITY MONITORING STATION
- ⊕ W3 WATER QUALITY MONITORING STATION
- ⊕ W4 WATER QUALITY MONITORING STATION
- ⊕ W5 WATER QUALITY MONITORING STATION
- ⊕ W6 WATER QUALITY MONITORING STATION
- ⊕ W7 WATER QUALITY MONITORING STATION
- ⊕ W8 WATER QUALITY MONITORING STATION
- ⊕ W9 WATER QUALITY MONITORING STATION

| Revision | Date  | Description | Initial | Checked |
|----------|-------|-------------|---------|---------|
|          | TL    | FD          | SZ      | WLS     |
|          | 10/09 | 10/09       | 10/09   | 10/09   |

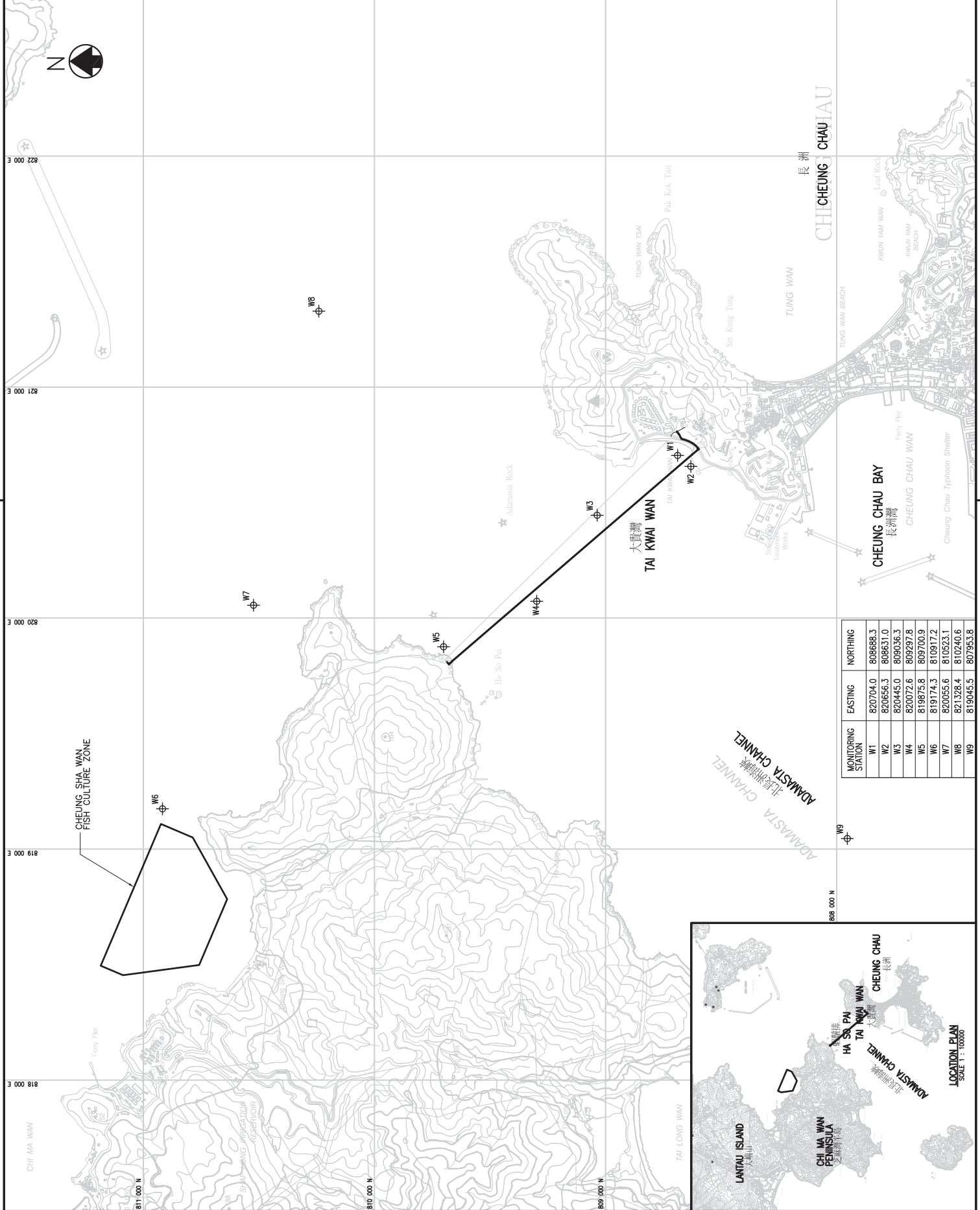
Agreement No. CE 1/2008 (WS)  
Agreement Title: IMPROVEMENT OF FRESH WATER SUPPLY TO CHEUNG CHAU - INVESTIGATION

Drawing Title: LOCATIONS OF PROPOSED WATER QUALITY MONITORING STATIONS

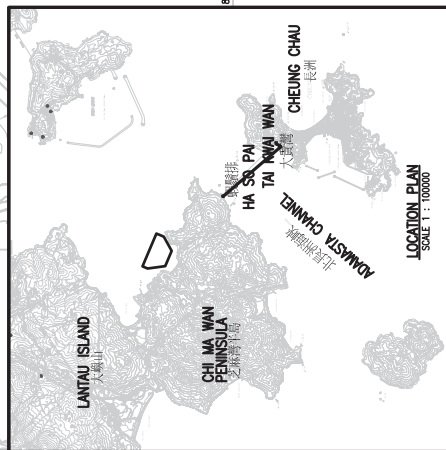
Drawing No. FIGURE 2.1  
Scale: AS 1:15000



BLACK & VEATCH HONG KONG LIMITED  
博達工程顧問有限公司



| MONITORING STATION | EASTING  | NORTHING |
|--------------------|----------|----------|
| W1                 | 820704.0 | 808688.3 |
| W2                 | 820656.3 | 808631.0 |
| W3                 | 820445.0 | 809036.3 |
| W4                 | 820072.6 | 809297.8 |
| W5                 | 819875.8 | 809700.9 |
| W6                 | 819174.3 | 810917.2 |
| W7                 | 820095.6 | 810523.1 |
| W8                 | 821328.4 | 810240.6 |
| W9                 | 819045.5 | 807953.8 |



**LEGEND :**

- PROPOSED SUBMARINE FRESH WATER MAIN
- PROPOSED LAND-BASED FRESH WATER MAIN
- NSR1 REPRESENTATIVE NOISE SENSITIVE RECEIVER
- ▨ PROPOSED LAUNCHING SITE AND NOISE BARRIER
- PROPOSED TEMPORARY NOISE BARRIER
- ⊙ N1 NOISE MONITORING STATION



| Revision | Date  | Description | Initial | Checked |
|----------|-------|-------------|---------|---------|
| 1        | TL    | FD          | WLS     | 10/09   |
| 2        | 10/09 | 10/09       | 10/09   | 10/09   |

Agreement No. CE 1/2008 (WS)  
 Agreement Title

IMPROVEMENT OF FRESH WATER SUPPLY TO CHEUNG CHAU - INVESTIGATION


**LOCATIONS OF PROPOSED NOISE MONITORING STATION AND NOISE SENSITIVE RECEIVERS**

Drawing No. **FIGURE 6.1**  
 Scale AS 1:2000





**Photo 1: View from the light pole (proposed N1a) to the NSR-N1.**



**Photo 2: View from the light pole (proposed N1a) to the construction site**

## **Appendix E**

### **Event and Action Plan**



**Table 2.6 Event and Action Plan for Water Quality**

| Event  | ET Leader   | IEC   | ER   | Contractor  |
|--|---|---|--|---|
| Action Level being exceeded by one sampling day                        | <ol style="list-style-type: none"> <li>1. Repeat in-site measurement to confirm findings.</li> <li>2. Identify source(s) of impact.</li> <li>3. Inform IEC and Contractor.</li> <li>4. Check monitoring data, all plant, equipment and Contractor's working methods.</li> <li>5. Discuss mitigation measures with IEC and Contractor.</li> <li>6. Repeat measurement on next day of exceedance.</li> </ol>  | <ol style="list-style-type: none"> <li>1. Discuss with ET and Contractor on the mitigation measures.</li> <li>2. Review proposals on mitigation measures submitted by Contractor and advise the ER accordingly.</li> <li>3. Assess the effectiveness of the implemented mitigation measures.</li> </ol> | <ol style="list-style-type: none"> <li>1. Discuss with IEC on the proposed mitigation measures.</li> <li>2. Make agreement on the mitigation measures to be implemented.</li> <li>3. Assess effectiveness of the implemented mitigation measures.</li> </ol>   | <ol style="list-style-type: none"> <li>1. Inform the ER and confirm notification of the non-compliance in writing.</li> <li>2. Rectify unacceptable practice.</li> <li>3. Check all plant and equipment.</li> <li>4. Consider changes of working methods.</li> <li>5. Discuss with ET and IEC and propose mitigation measures to IEC and ER.</li> <li>6. Implement the agreed mitigation measures.</li> </ol>                           |
| Action Level being exceeded by more than one consecutive sampling days | <ol style="list-style-type: none"> <li>1. Repeat in-situ measurement to confirm findings;</li> <li>2. Identify source(s) of impact.</li> <li>3. Inform IEC and Contractor.</li> <li>4. Check monitoring data, all plant, equipment and Contractor's working methods.</li> <li>5. Discuss mitigation measures with IEC and Contractor.</li> <li>6. Ensure mitigation measures are implemented.</li> <li>7. Prepare to increase the monitoring frequency to daily.</li> <li>8. Repeat measurement on next day of exceedance.</li> </ol> | <ol style="list-style-type: none"> <li>1. Discuss with ET and Contractor on the mitigation measures.</li> <li>2. Review proposals on mitigation measures submitted by Contractor and advise the ER accordingly.</li> <li>3. Assess the effectiveness of the implemented mitigation measures.</li> </ol> | <ol style="list-style-type: none"> <li>1. Discuss with IEC on the proposed mitigation measures.</li> <li>2. Make agreement on the mitigation measures to be implemented.</li> <li>3. Assess the effectiveness of the implemented mitigation measures.</li> </ol>   | <ol style="list-style-type: none"> <li>1. Inform the ER and confirm notification of the non-compliance in writing.</li> <li>2. Rectify unacceptable practice.</li> <li>3. Check all plant and equipment.</li> <li>4. Consider changes of working methods.</li> <li>5. Discuss with ET and IEC and propose mitigation measures to IEC and ER within 3 working days.</li> <li>6. Implement the agreed mitigation measures.</li> </ol>     |
| Limit Level being exceeded by one sampling day                         | <ol style="list-style-type: none"> <li>1. Repeat in-situ measurement to confirm findings.</li> <li>2. Identify source(s) of impact.</li> <li>3. Inform IEC, contractor, AFCD and EPD.</li> <li>4. Check monitoring data, all plant, equipment and Contractor's working methods.</li> <li>5. Discuss mitigation measures with IEC, ER and Contractor.</li> <li>6. Ensure mitigation measures are implemented;</li> <li>7. Increase the monitoring frequency to daily until no exceedance of Limit Level.</li> </ol>                    | <ol style="list-style-type: none"> <li>1. Discuss with ET and Contractor on the mitigation measures.</li> <li>2. Review proposals on mitigation measures submitted by Contractor and advise the ER accordingly.</li> <li>3. Assess the effectiveness of the implemented mitigation measures.</li> </ol> | <ol style="list-style-type: none"> <li>1. Discuss with IEC, ET and Contractor on the proposed mitigation measures.</li> <li>2. Request Contract to critically review the working methods.</li> <li>3. Make agreement on the mitigation measures to be implemented.</li> <li>4. Assess the effectiveness of the implemented mitigation measures.</li> </ol> | <ol style="list-style-type: none"> <li>1. Inform the ER and confirm notification of the non-compliance in writing.</li> <li>2. Rectify unacceptable practice.</li> <li>3. Check all plant and equipment.</li> <li>4. Consider changes of working methods.</li> <li>5. Discuss with ET, IEC and ER and propose mitigation measures to IEC and ER within 3 working days.</li> <li>6. Implement the agreed mitigation measures.</li> </ol> |

| Event   | ET Leader   | IEC   | ER   | Contractor   |
|---|---|---|--|--|
| Limit Level being exceeded by more than one consecutive sampling days | <ol style="list-style-type: none"> <li>1. Repeat in-situ measurement to confirm findings.</li> <li>2. Identify source(s) of impact.</li> <li>3. Inform IEC, contractor, AFCD and EPD.</li> <li>4. Check monitoring data, all plant, equipment and Contractor's working methods.</li> <li>5. Discuss mitigation measures with IEC, ER and Contractor.</li> <li>6. Ensure mitigation measures are implemented.</li> <li>7. Increase the monitoring frequency to daily until no exceedance of Limit Level for two consecutive days.</li> </ol> | <ol style="list-style-type: none"> <li>1. Discuss with ET and Contractor on the mitigation measures.</li> <li>2. Review proposals on mitigation measures submitted by Contractor and advise the ER accordingly.</li> <li>3. Assess the effectiveness of the implemented mitigation measures.</li> </ol> | <ol style="list-style-type: none"> <li>1. Discuss with IEC, ET and Contractor on the proposed mitigation measures.</li> <li>2. Request Contractor to critically review the working methods.</li> <li>3. Make agreement on the mitigation measures to be implemented.</li> <li>4. Assess the effectiveness of the implemented mitigation measures.</li> <li>5. Consider and instruct, if necessary, the Contractor to slow down or to stop all or part of the work until no exceedance of Limit Level.</li> </ol> | <ol style="list-style-type: none"> <li>1. Inform the ER and confirm notification of the non-compliance in writing.</li> <li>2. Rectify unacceptable practice.</li> <li>3. Check all plant and equipment.</li> <li>4. Consider changes of working methods.</li> <li>5. Discuss with ET, IEC and ER and propose mitigation measures to IEC and ER within 3 working days.</li> <li>6. Implement the agreed mitigation measures.</li> <li>7. As directed by the ER, to slow down or to stop all or part of the work or construction activities.</li> </ol> |

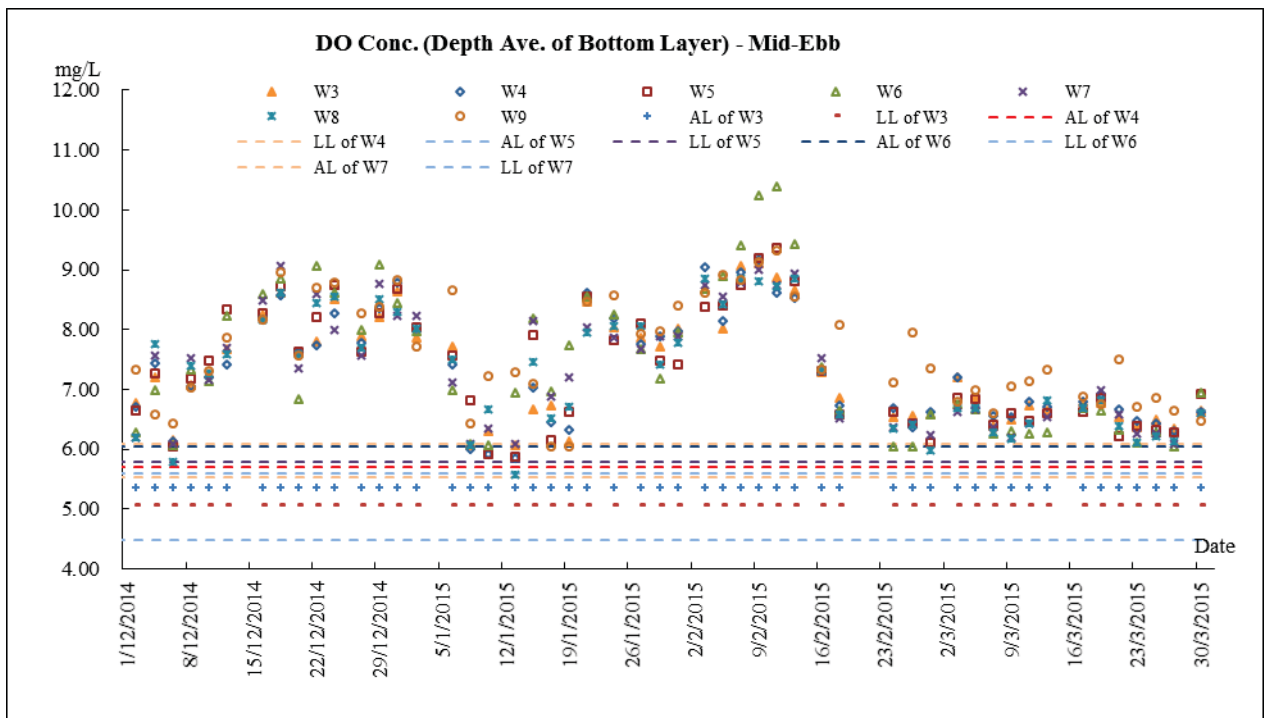
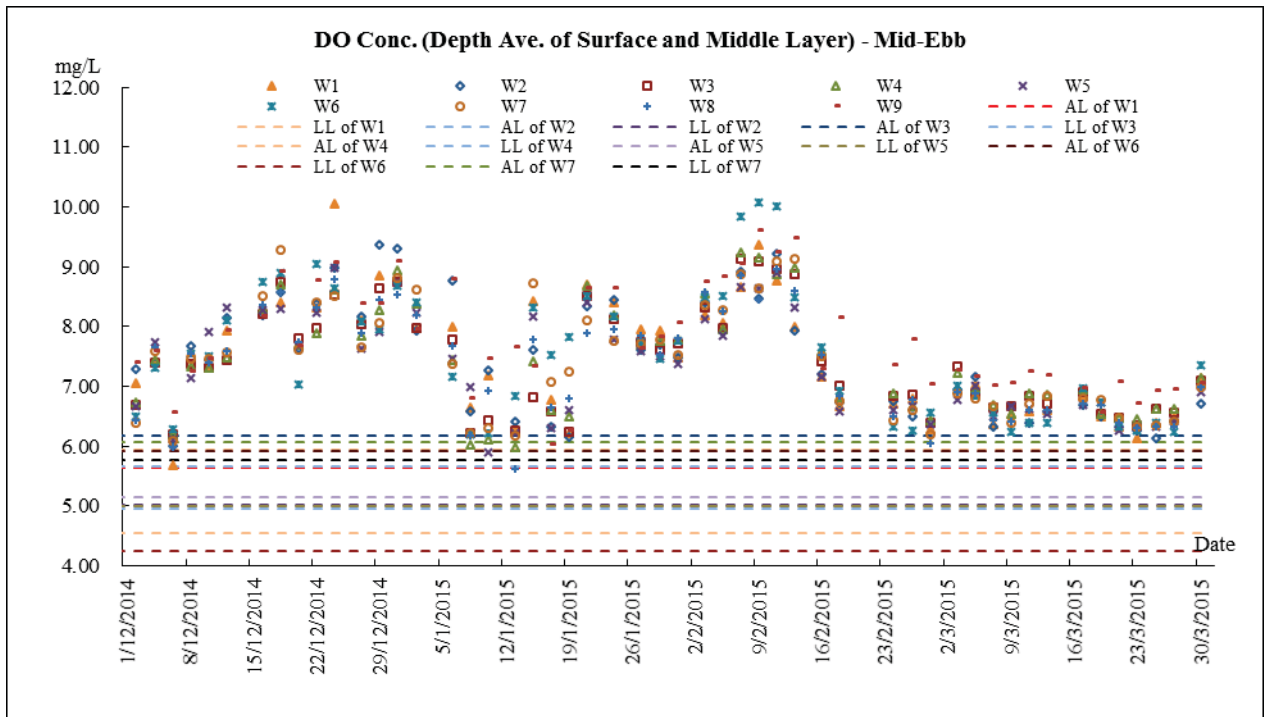
Table 6.3 Event/Action Plan for Construction Noise Monitoring

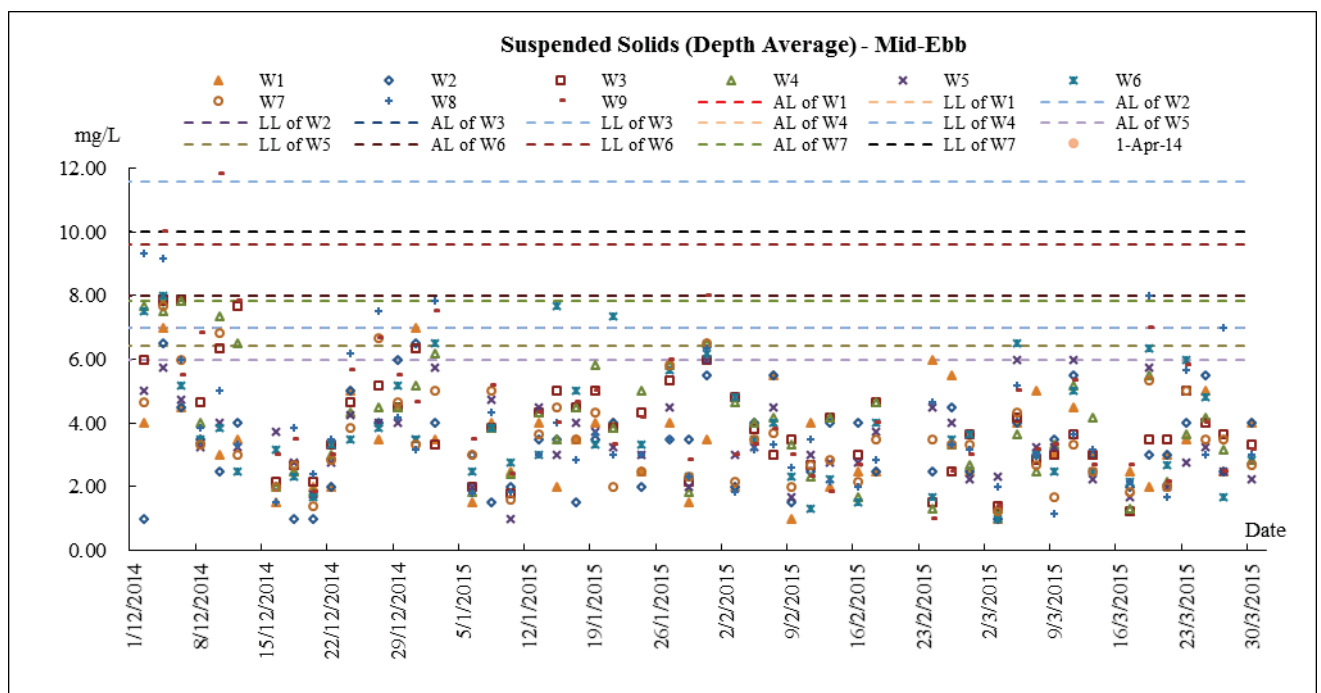
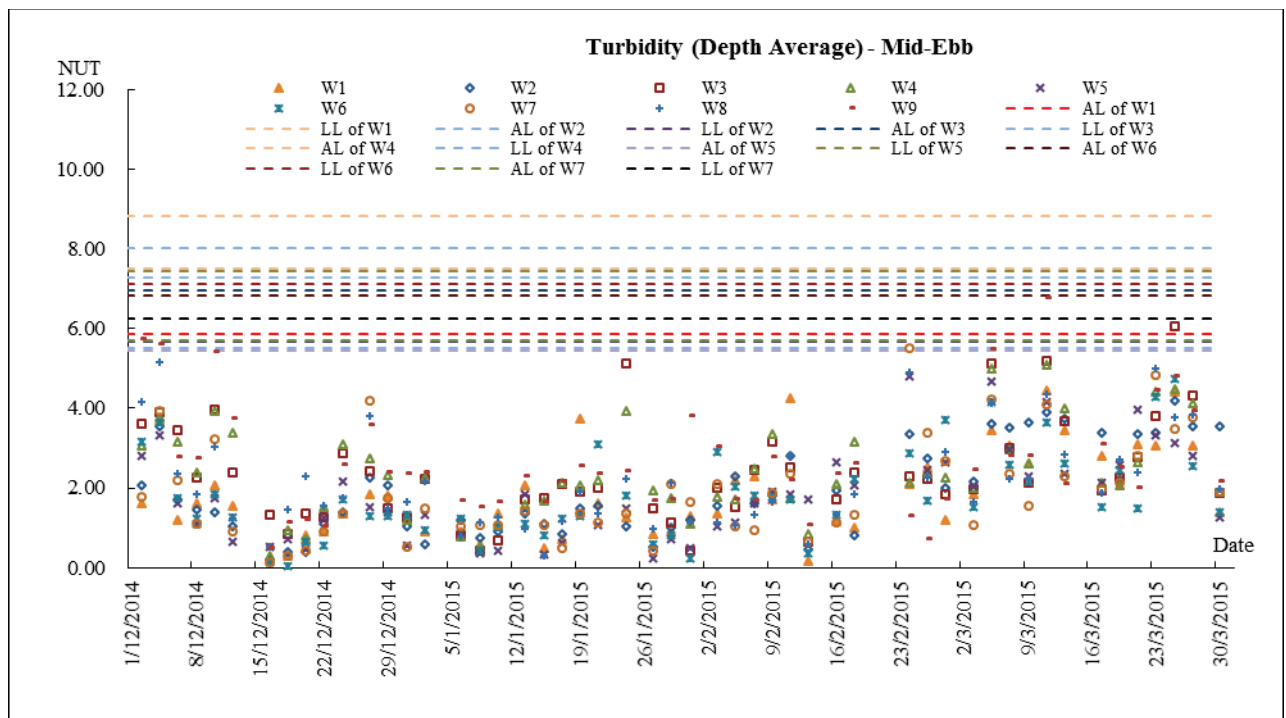
| EVENT        | ACTION  |  |  |  |
|--------------|---|--|--|--|
|              | ET Leader   | IEC  | ER   | Contractor   |
| Action Level | <ol style="list-style-type: none"> <li>1. Notify IEC, Contractor and ER</li> <li>2. Carry out investigation and identify source</li> <li>3. Report the results of investigation to the IEC, Contractor and ER</li> <li>4. Discuss with the Contractor and formulate remedial measures</li> <li>5. Increase monitoring frequency</li> <li>6. Check compliance to Action/Limit Levels after application of mitigation measures</li> </ol>   | <ol style="list-style-type: none"> <li>1. Review the analysed results submitted by the ET Leader</li> <li>2. Review the proposed remedial measures by the Contractor and advise the ER &amp; ET accordingly</li> <li>3. Supervise the implementation of remedial measures</li> </ol>   | <ol style="list-style-type: none"> <li>1. Confirm receipt of notification of complaint in writing</li> <li>2. Notify Contractor</li> <li>3. Check monitoring data submitted by the ET</li> <li>4. Require Contractor to propose remedial measures for the analysed noise problem</li> <li>5. Ensure remedial measures are properly implemented</li> </ol>  | <ol style="list-style-type: none"> <li>1. Submit noise mitigation proposals to ER and IEC within three working days of notification</li> <li>2. Liaise with the ER to ensure the effectiveness of the agreed mitigation</li> <li>3. Amend proposal if required</li> <li>4. Implement noise mitigation proposals</li> </ol>   |
| Limit Level  | <ol style="list-style-type: none"> <li>1. Notify IEC, ER, EPD and Contractor</li> <li>2. Identify Source</li> <li>3. Repeat measurement to confirm findings</li> <li>4. Increase monitoring frequency</li> <li>5. Carry out analysis of Contractor's working procedures to determine possible mitigation to be implemented</li> <li>6. Inform IEC, ER and EPD the causes &amp; actions taken for the exceedances</li> <li>7. Assess effectiveness of Contractor's remedial actions and keep IEC, EPD and ER informed of the results</li> <li>8. If exceedance stops, cease additional monitoring</li> </ol> | <ol style="list-style-type: none"> <li>1. Check monitoring data submitted by ET</li> <li>2. Discuss amongst ER, ET Leader and Contractor on the potential remedial actions</li> <li>3. Review Contractor's remedial actions whenever necessary to assure their effectiveness and advise the ER &amp; ET accordingly</li> <li>4. Supervise the implementation of remedial measures</li> </ol> | <ol style="list-style-type: none"> <li>1. Confirm receipt of notification of exceedance</li> <li>2. Notify Contractor</li> <li>3. Check monitoring data submitted by the ET</li> <li>4. Require Contractor to propose remedial measures for the analysed noise problem</li> <li>5. Discuss with ET, IEC and Contractor on proposed remedial actions to be implemented</li> <li>6. Ensure remedial measures are properly implemented</li> <li>7. Assess the effectiveness of the remedial actions and keep the Contractor informed</li> <li>8. If exceedance continues, consider what portion of the work is responsible and instruct the Contractor to stop that portion of work until the exceedance is abated</li> </ol> | <ol style="list-style-type: none"> <li>1. Take immediate action to avoid further exceedance</li> <li>2. Submit proposals for remedial actions to ER within 3 working days of notification</li> <li>3. Liaise with the ER to ensure the effectiveness of the agreed mitigation</li> <li>4. Amend proposal if required</li> <li>5. Implement the agreed proposals</li> <li>6. Resubmit proposals if problem still not under control</li> <li>7. Stop the relevant portion of works as determined by the ER until the exceedance is abated</li> </ol> |

## **Appendix F**

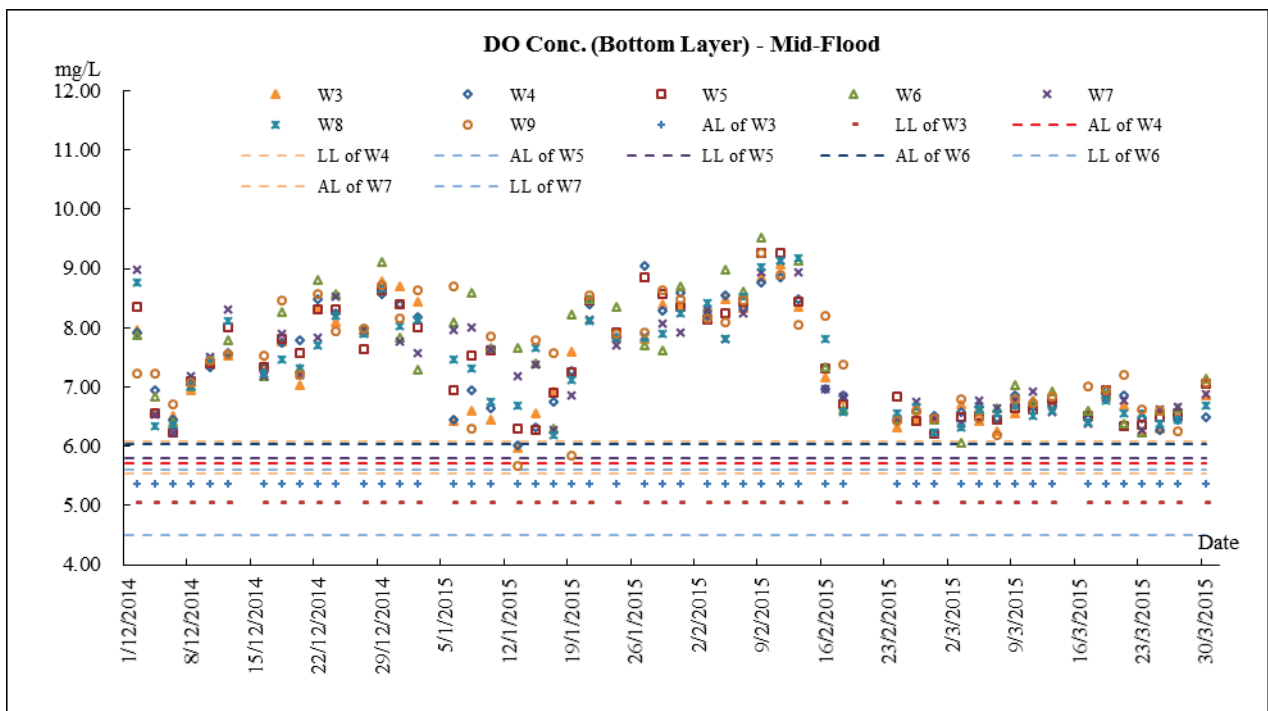
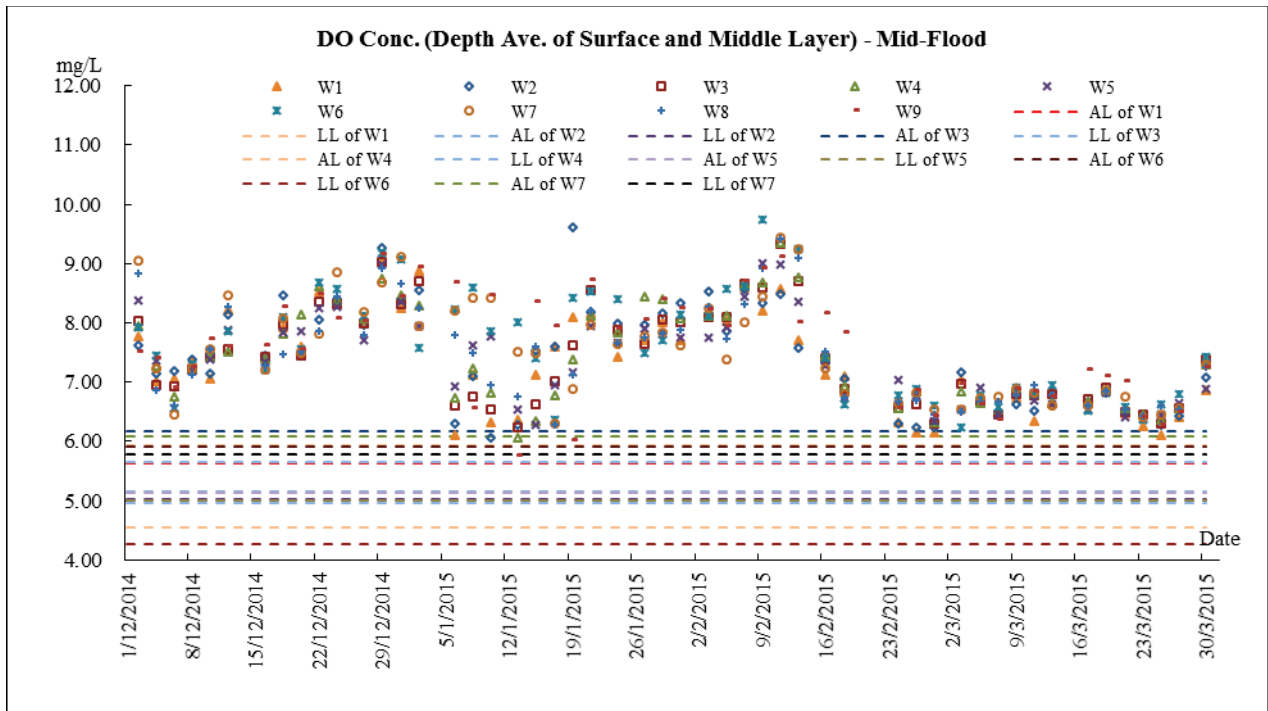
### **Graphical Plots of Impact Monitoring**

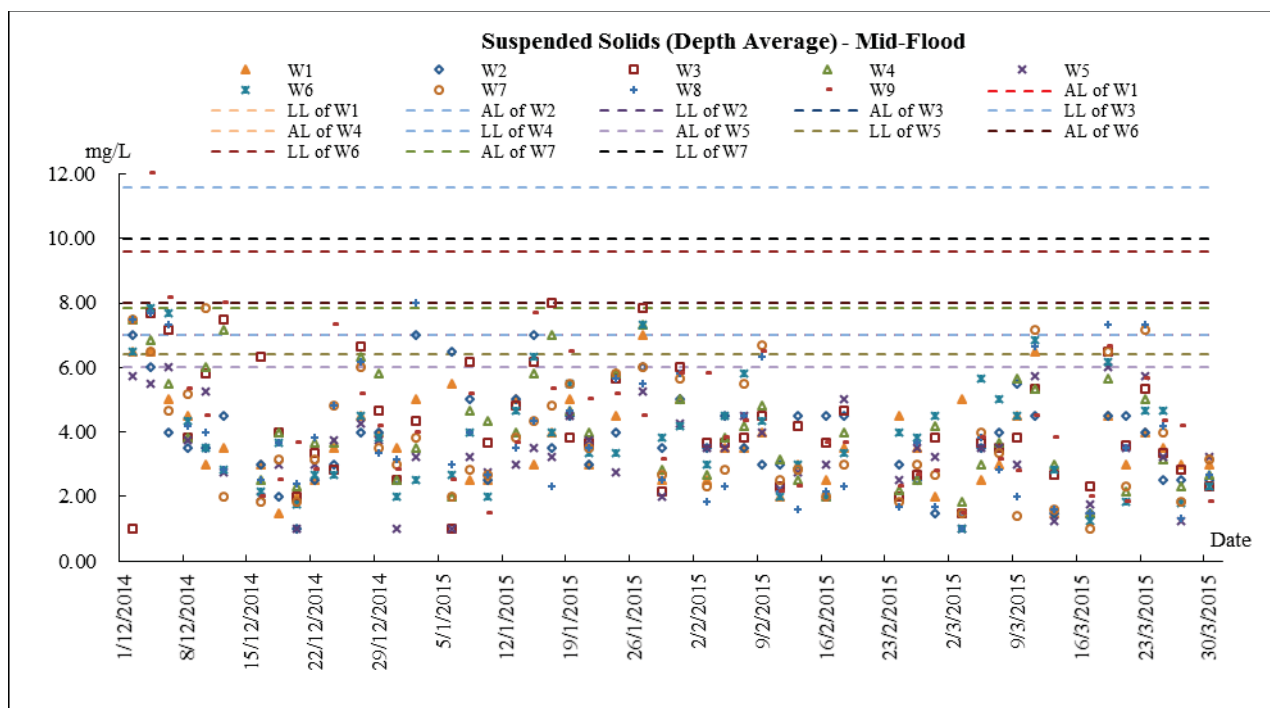
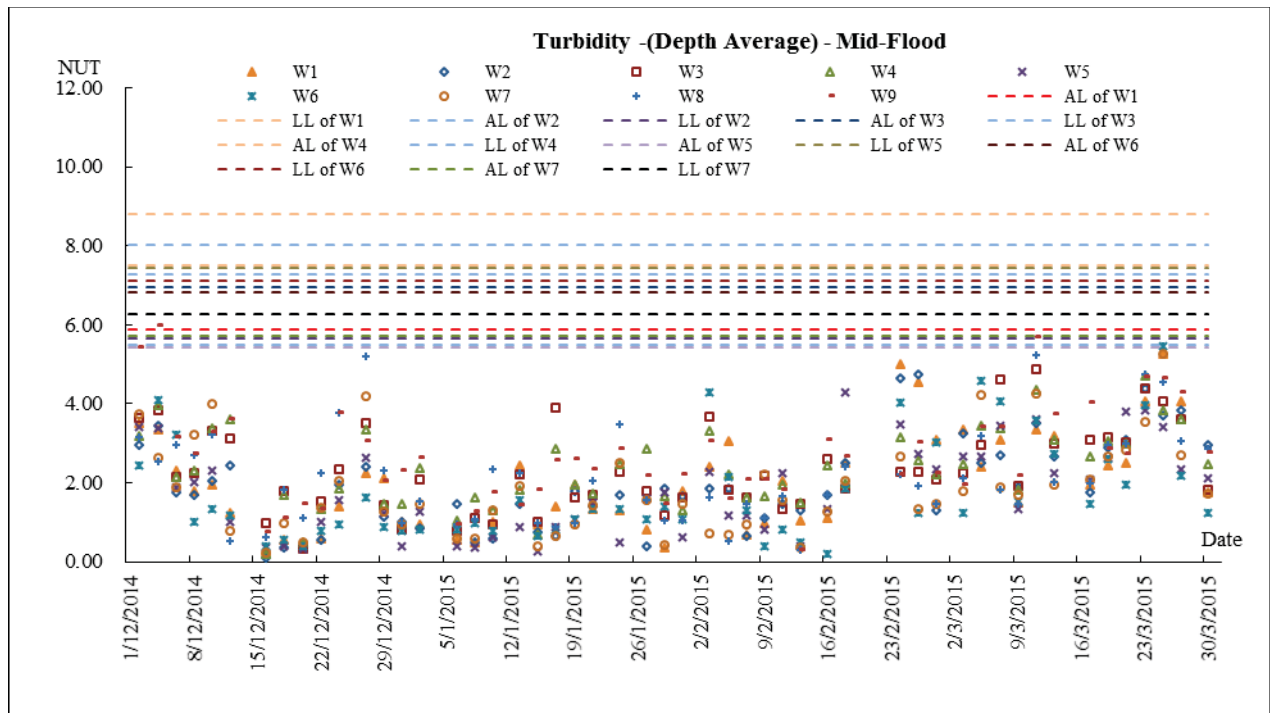
## Marine Water Quality – Mid-ebb





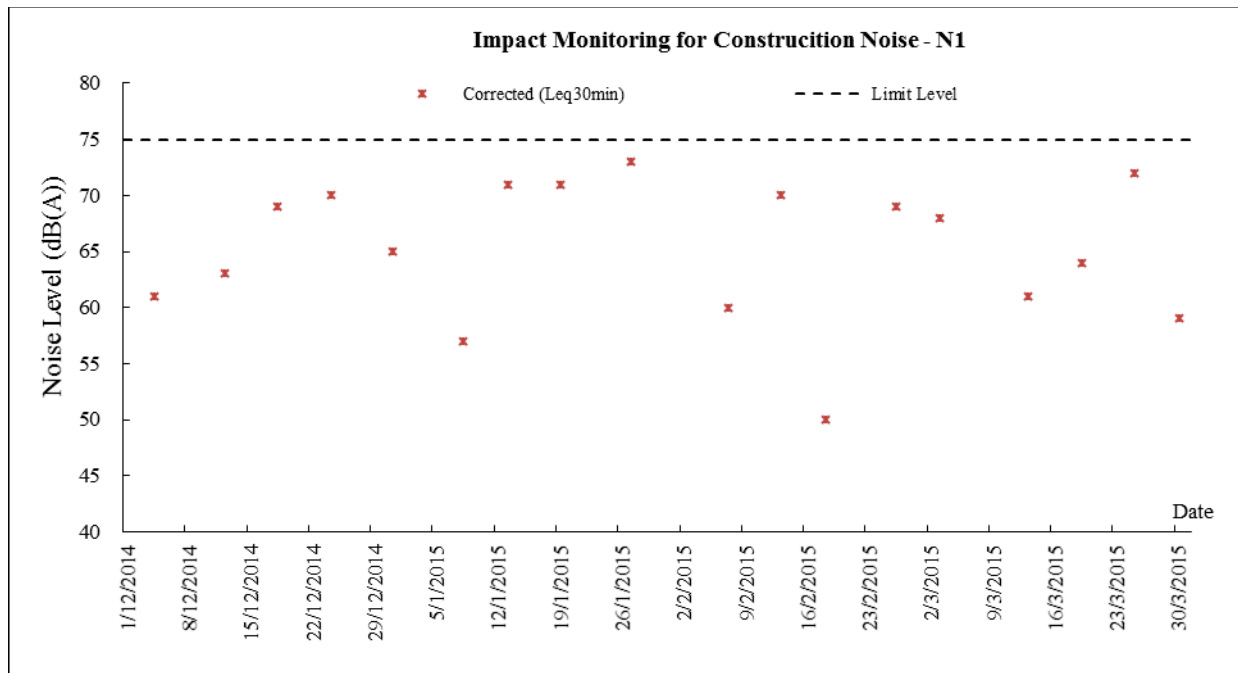
## Marine Water Quality – Mid-flood







## Noise



## **Appendix G**

### **Meteorological Data**

### **Weather Condition – January 2015**

With the northeast monsoon bringing dry continental air mass to the south China coast during the month, the weather of January 2015 was sunnier than usual. The total duration of sunshine in the month was 198.8 hours, 39 percent above the normal figure of 143.0 hours. The monthly mean amount of cloud was 45 percent, against a normal figure of 61 percent. As a result of the rain on 12 and 13 January, the monthly total rainfall of 41.7 millimetres was 69 percent above the January normal of 24.7 millimetres. Overall, the mean temperature of the month was 16.4 degrees, only 0.1 degree above normal.

### **Weather Condition – February 2015**

February 2015 was a month of two halves : mostly fine and dry in the first half, and generally cloudy and humid in the second half. Overall, it was warmer than usual with a monthly mean temperature of 17.5 degrees compared to the normal figure of 16.8 degrees. The monthly rainfall was 32.0 millimetres, less than 60 percent of the normal figure of 54.4 millimetres. The accumulated rainfall of 73.7 millimetres in the first two months of the year was about 7 percent below the normal figure of 78.9 millimetres for the same period.

### **Weather Condition – March 2015**

With a maritime airstream dominating over the coast of Guangdong during the latter half of the month, the weather of Hong Kong in March 2015 was warmer than usual. The monthly mean temperature was 19.9 degrees, 0.8 degrees higher than the normal figure of 19.1 degrees. The total rainfall in the month was 28.4 millimetres, only about 35 percent of the normal figure of 82.2 millimetres. The accumulated rainfall of 102.1 millimetres since 1 January was about 37 percent below the normal figure of 161.3 millimetres for the same period.

\*The detailed meteorological data for each successive day can be referred to in the Monthly EM&A Reports (January, February, March 2015).

## **Appendix H Monthly Summary Waste Flow Table**

# Environmental Management Plan

Date : 31 March 2015

Name of Department: WSD

Contract No.: 1/WSD/13

## MONTHLY SUMMARY WASTE FLOW TABLE FOR 2015 (YEAR)

| QUARTER ENDING | ACTUAL QUANTITIES OF INERT C&D MATERIALS GENERATED MONTHLY |   |   |   |  |  | ACTUAL QUANTITIES OF C&D WASTES GENERATED MONTHLY |  |                                   |                            |  |  |
|----------------|--|---|---|---|--|--|---|--|-----------------------------------|----------------------------|--|--|
|                | TOTAL QUANTITY GENERATED (IN '000m <sup>3</sup> )          | BROKEN CONCRETE (SEE NOTE 3) (IN '000m <sup>3</sup> ) | REUSED IN THE CONTRACT (IN '000m <sup>3</sup> ) | REUSED IN OTHER PROJECTS (IN '000m <sup>3</sup> ) | DISPOSED AS PUBLIC FILL (IN '000m <sup>3</sup> ) | IMPORTED FILL (IN '000m <sup>3</sup> ) | METALS (IN '000 KG)                               | PAPER/ CARDBOARD PACKAGING (IN '000KG) | PLASTICS (SEE NOTE 2) (IN '000KG) | CHEMICAL WASTE (IN '000KG) | OTHERS, E.G. GENERAL REFUSE (IN '000m <sup>3</sup> ) |  |
| JAN            | -  | -   | -   | -   | 0.33   | -                                      | -   | -                                      | -                                 | -                          | 0.07   |  |
| FEB            | -  | -   | -   | -   | 0.24   | -                                      | -   | -                                      | -                                 | -                          | 0.04   |  |
| MAR            | -  | -   | -   | -   | 1.46   | -                                      | -   | -                                      | -                                 | -                          | 0.05   |  |
| APR            | -  | -   | -   | -   | -  | -                                      | -   | -                                      | -                                 | -                          | -  |  |
| MAY            | -  | -   | -   | -   | -  | -                                      | -   | -                                      | -                                 | -                          | -  |  |
| JUNE           | -  | -   | -   | -   | -  | -                                      | -   | -                                      | -                                 | -                          | -  |  |
| SUB-TOTAL      | 0  | 0   | 0   | 0   | -  | 0                                      | 0   | 0                                      | 0                                 | 0                          | 0.16   |  |
| JULY           | -  | -   | -   | -   | -  | -                                      | -   | -                                      | -                                 | -                          | -  |  |
| AUG            | -  | -   | -   | -   | -  | -                                      | -   | -                                      | -                                 | -                          | -  |  |
| SEPT           | -  | -   | -   | -   | -  | -                                      | -   | -                                      | -                                 | -                          | -  |  |
| OCT            | -  | -   | -   | -   | -  | -                                      | -   | -                                      | -                                 | -                          | -  |  |
| NOV            | -  | -   | -   | -   | -  | -                                      | -   | -                                      | -                                 | -                          | -  |  |
| DEC            | -  | -   | -   | -   | -  | -                                      | -   | -                                      | -                                 | -                          | -  |  |
| TOTAL          | 0  | 0   | 0   | 0   | 1.97   | 0                                      | 0   | 0                                      | 0                                 | 0                          | 0.16   |  |

## **Appendix I**

### **Implementation Schedule for Environmental Mitigation Measures (ISEMM)**

Table A.2 Implementation Schedule of Water Quality Mitigation Measures

| EIA Ref                                   | EM&A Ref | Recommended Mitigation Measures   | Objectives of the Recommended Measures and Main Concerns to addressed | Location / Timing                    | Implementation Agent    | Implementation Stages* |   |   | Relevant Legislation & Guidelines |
|---|----------|---|---|--------------------------------------|-------------------------|------------------------|---|---|-----------------------------------|
|   |          |   |   |                                      |                         | D                      | C | O |                                   |
| <b>Water Quality - Construction Phase</b> |          |   |   |                                      |                         |                        |   |   |                                   |
| <i>General</i>                            |          |   |   |                                      |                         |                        |   |   |                                   |
| 3.7.2                                     | 2.9.2    | The Contractor shall observe and comply with the Water Pollution Control Ordinance (WPCO) and its subsidiary regulations. The Contractor shall carry out the works in such a manner as to minimise adverse impacts on the water quality during execution of the works. In particular the Contractor shall arrange his method of working to minimise the effects on the water quality within and outside the site and on the transport routes.   | To minimize adverse water quality impact during construction          | All works site / during construction | Construction Contractor |                        | √ |   | Water Pollution Control Ordinance |
| 3.7.3                                     | 2.9.3    | The Contractor shall follow the practices, and be responsible for the design, construction, operation and maintenance of all the mitigation measures below and as specified in ProPECC PN 1/94 - Construction Site Drainage. The design of the mitigation measures shall be submitted by the Contractor to the Engineer for approval. All discharge from the construction works should meet the discharge standards stipulated under the WPCO "Technical Memorandum on Standards for Effluents Discharged into Drainage and Sewerage Systems, Inland and Coastal Waters". | To minimize adverse water quality impact during construction          | All works site / during construction | Construction Contractor |                        | √ |   | ProPECC PN 1/94                   |

| EIA Ref | EM&A Ref | Recommended Mitigation Measures  | Objectives of the Recommended Measures and Main Concerns to addressed | Location / Timing                    | Implementation Agent    | Implementation Stages* |   |   | Relevant Legislation & Guidelines |
|---------|----------|--|---|--------------------------------------|-------------------------|------------------------|---|---|-----------------------------------|
|         |          |  |   |                                      |                         | D                      | C | O |                                   |
| 3.7.4   | 2.9.4    | <i>Site Preparation / Clearance</i><br>Proper construction site drainage management measures should be implemented to control site runoff and drainage, and thereby prevent high sediment loadings from reaching nearby water bodies. Site runoff and wastewater should not be discharged into nearby water bodies without proper treatment.   | To minimize adverse water quality impact during construction          | All works site / during construction | Construction Contractor |                        | √ |   | ProPECC PN 1/94                   |
| 3.7.5   | 2.9.5    | Turbid water from construction sites must be treated to minimise the solids content before being discharged. Advice on the handling and disposal of site discharge is given in the ProPECC Note PN 1/94 – “Construction Site Drainage”.  | To minimize adverse water quality impact during construction          | All works site / during construction | Construction Contractor |                        | √ |   | ProPECC PN 1/94                   |
| 3.7.6   | 2.9.6    | In general, surface runoff from construction sites should be discharged into water bodies via adequately designed silt removal facilities such as sand traps, silt traps and sedimentation tanks. Channels or earth bunds or sand bag barriers should be provided on site to properly direct stormwater to such silt removal facilities. Sufficient numbers of pumps and tanks of adequate capacity should be provided on-site. Perimeter channels at site boundaries should be provided to intercept storm run-off from outside the site so that it will not wash across the site. Catchpits and perimeter channels should be | To minimize adverse water quality impact during construction          | All works site / during construction | Construction Contractor |                        | √ |   | ProPECC PN 1/94                   |



| EIA Ref | EM&A Ref | Recommended Mitigation Measures  | Objectives of the Recommended Measures and Main Concerns to addressed | Location / Timing                        | Implementation Agent    | Implementation Stages* |   |   | Relevant Legislation & Guidelines |
|---------|----------|--|---|--|-------------------------|------------------------|---|---|-----------------------------------|
|         |          |  |   |  |                         | D                      | C | O |                                   |
| 3.7.7   | 2.9.7    | <p>constructed in advance of earthworks.</p> <p>Silt removal facilities and diversion channels should be maintained and the deposited silt and grit should be removed regularly, especially at the onset of and after each rainstorm to ensure proper functioning of these facilities at all times.</p>  | To minimize adverse water quality impact during construction          | All works site / during construction     | Construction Contractor | √                      |   |   | ProPECC PN 1/94                   |
| 3.7.8   | 2.9.8    | <p>Measures should be taken to prevent the washing away of construction materials, soil, silt or debris into the nearby water bodies. Open stockpiles susceptible to erosion should be covered with tarpaulin or similar fabric and provided with containment such as bunds, sand bag barriers or equivalent measures, especially during the wet season (April – September) or when heavy rainstorm is predicted. Runoff to watercourses should be intercepted by minimising flat exposed areas of permeable soil, and by forming pits or diversion channels into which runoff can flow to suitable treatment facilities before discharge.</p> | To minimize adverse water quality impact during construction          | All works site / during construction     | Construction Contractor | √                      |   |   | ProPECC PN 1/94                   |
| 3.7.9   | 2.9.9    | <p><i>Drilling Works</i></p> <p><i>Launching site at Cheung Chau</i></p> <p>The proposed launching site at Cheung Chau should be paved with a slight fall towards land to prevent site runoff from directly flowing to the</p>   | To minimize adverse water quality impact from                         | Proposed launching site at Cheung Chau / | Construction Contractor | √                      |   |   | Water Pollution Control Ordinance |

| EIA Ref | EM&A Ref | Recommended Mitigation Measures  | Objectives of the Recommended Measures and Main Concerns to addressed | Location / Timing  | Implementation Agent    | Implementation Stages* |   |   | Relevant Legislation & Guidelines |
|---------|----------|--|---|--|-------------------------|------------------------|---|---|-----------------------------------|
|         |          |  |   |  |                         | D                      | C | O |                                   |
|         |          | The launching site should be provided with an adequately designed site drainage system to contain and treat polluted site runoff and wastewater. Adequate numbers of tank with sufficient capacity should be provided on-site to collect, store and treat drilling fluids, cuttings and/or chemicals. These tanks should be surrounded by bunds and regularly inspected and maintained to avoid leakage. | drilling works  | during construction  |                         |                        |   |   |                                   |
| 3.7.10  | 2.9.10   | During directional drilling, excavated spoil (cuttings) will be carried as a slurry with the drilling fluid to emerge at Cheung Chau. The slurry should be treated to remove the cuttings and recycled as drilling fluid. Cuttings should be stored in containers prior to removal and disposal as construction & demolition material to public fill reception facilities.                               | To minimize adverse water quality impact from drilling works          | Proposed launching site at Cheung Chau / during construction | Construction Contractor |                        | √ |   | Water Pollution Control Ordinance |
| 3.7.11  | 2.9.11   | If temporary storage of cuttings is required for later reuse, this should be undertaken in Cheung Chau. Care should be taken in the storage of cuttings especially during the wet season and the storage area should be covered and bunded to prevent silty runoff entering water bodies.  | To minimize adverse water quality impact from drilling works          | Proposed launching site at Cheung Chau / during construction | Construction Contractor |                        | √ |   | Water Pollution Control Ordinance |

| EIA Ref | EM&A Ref | Recommended Mitigation Measures  | Objectives of the Recommended Measures and Main Concerns to addressed | Location / Timing  | Implementation Agent    | Implementation Stages* |   |   | Relevant Legislation & Guidelines |
|---------|----------|--|---|--|-------------------------|------------------------|---|---|-----------------------------------|
|         |          |  |   |  |                         | D                      | C | O |                                   |
| 3.7.12  | 2.9.12   | A schematic layout plan of the proposed launching site and drainage measures at Cheung Chau is shown in <b>Figure 3.3</b> to demonstrate the launching site has adequate land area to setup the necessary construction equipment, auxiliary equipment, site offices and drilling fluid containment, recovery and treatment systems. In general, the site will be divided into clean area and dirty area. The clean area will be used to house the site offices, storage area and other non-polluting uses. The dirty area will be the main drilling works site consisting of the drilling rig, entry pit, mud tank, drilling pipes storage, drilling fluid recycling and treatment systems, stockpiling area and wastewater treatment systems. | To minimize adverse water quality impact from drilling works          | Proposed launching site at Cheung Chau / during construction | Construction Contractor |                        | √ |   | Water Pollution Control Ordinance |
| 3.7.13  | 2.9.13   | The entire dirty area should be surrounded by a 0.5 m tall concrete bund to fully contain and prevent site runoff from discharging into the marine waters untreated as well as to prevent surface runoff from entering the site. The entry pit should be further surrounded by a 0.3 m tall concrete bund for added protection to contain and avoid spillage of drilling fluid. All site runoff should be diverted to an adequately designed wastewater treatment system for treatment before discharge.   | To minimize adverse water quality impact from drilling works          | Proposed launching site at Cheung Chau / during construction | Construction Contractor |                        | √ |   | Water Pollution Control Ordinance |

| EIA Ref | EM&A Ref | Recommended Mitigation Measures   | Objectives of the Recommended Measures and Main Concerns to addressed | Location / Timing  | Implementation Agent    | Implementation Stages* |   |   | Relevant Legislation & Guidelines |
|---------|----------|---|---|--|-------------------------|------------------------|---|---|-----------------------------------|
|         |          |   |   |  |                         | D                      | C | O |                                   |
| 3.7.14  | 2.9.14   | The perimeter of the clean area should be surrounded with 300 mm u-channel to collect and divert all site runoff for treatment before discharge. Bund should be provided to prevent surrounding surface runoff from entering the site.  | To minimize adverse water quality impact from drilling works          | Proposed launching site at Cheung Chau / during construction | Construction Contractor |                        | √ |   | Water Pollution Control Ordinance |
| 3.7.15  | 2.9.15   | After separating the cuttings, bentonite slurry should be re-circulated for reuse in the drilling works. By adopting a forward reaming approach all slurry treatment and drilling fluid recycling systems should be located and managed on Cheung Chau.   | To minimize adverse water quality impact from drilling works          | Proposed launching site at Cheung Chau / during construction | Construction Contractor |                        | √ |   | Water Pollution Control Ordinance |
| 3.7.16  | 2.9.16   | <i>Reception Site at Lantau</i><br>The pilot hole and reaming should be stopped approximately 50 m short of the final exit point at Chi Ma Wan in order to prevent any release of slurry in to the marine environment. Prior to drilling the final 50 m, the reamed hole should be thoroughly cleaned with water to remove all cuttings and drilling fluid. The final 50 m of drilling should be completed using water instead of bentonite in order to prevent the release of bentonite at the exit pit. Approximately 0.3 m high concrete bund should be constructed around the exit pit to contain the drilling fluid, which is mainly silty water and generated when the drill head bores through the rock at Lantau during the | To minimize adverse water quality impact from drilling works          | Proposed reception site at Lantau / during construction      | Construction Contractor |                        | √ |   | Water Pollution Control Ordinance |

| EIA Ref | EM&A Ref | Recommended Mitigation Measures   | Objectives of the Recommended Measures and Main Concerns to addressed | Location / Timing                                       | Implementation Agent    | Implementation Stages* |   |   | Relevant Legislation & Guidelines |
|---------|----------|---|---|---|-------------------------|------------------------|---|---|-----------------------------------|
|         |          |   |   |   |                         | D                      | C | O |                                   |
| 3.7.17  | 2.9.17   | final drilling process. The exact level of the concrete bund should be determined on site to ensure that it will not be lower than the ground level of the launching site at Cheung Chau.<br><br>The use of containment structure such as earth bund, sand bag barriers wrapped with geotextile fabric or similar material, diversion channels or other similar techniques should be installed surrounding the site boundary at Lantau during the wet season to intercept storm runoff from outside the site so that it will not wash across the site (or into the exit pit). | To minimize adverse water quality impact from drilling works          | Proposed reception site at Lantau / during construction | Construction Contractor |                        | √ |   | Water Pollution Control Ordinance |
| 3.7.18  | 2.9.18   | To provide further protection, silt curtain should be installed before commencement of works at Lantau to minimize the water quality impact. The design and installation should be certified by the Environmental Team (ET), verified by the Independent Environmental Checker (IEC) and approved by the Engineer to ensure the intended protection can be achieved. The Contractor should regularly inspect and maintain the silt curtain to ensure its effectiveness.   | To minimize adverse water quality impact from drilling works          | Proposed reception site at Lantau / during construction | Construction Contractor |                        | √ |   | Water Pollution Control Ordinance |
| 3.7.20  | 2.9.20   | <i>Management Plans and Monitoring</i><br>The Contractor should submit a Drainage   | To minimize adverse   | All works site /  | Construction            |                        | √ |   | Water Pollution                   |

| EIA Ref | EM&A Ref | Recommended Mitigation Measures  | Objectives of the Recommended Measures and Main Concerns to addressed                            | Location / Timing                    | Implementation Agent    | Implementation Stages* |   |   | Relevant Legislation & Guidelines |
|---------|----------|--|--|--------------------------------------|-------------------------|------------------------|---|---|-----------------------------------|
|         |          |  |  |                                      |                         | D                      | C | O |                                   |
| 3.7.21  | 2.9.21   | Management Plan detailing the temporary drainage measures along with the proposed measures to ameliorate the potential water quality impacts to the Environmental Team (ET) for certification, the Independent Environmental Checker (IEC) for verification and to the Engineer for approval before commencement of the construction works.  | water quality impact during construction   | during construction                  | Contractor              |                        |   |   | Control Ordinance                 |
|         |          | The Contractor should also submit a Drilling Fluid Management Plan outlining expected volume of water, the type of soil and an estimated quantity of bentonite, full details of plans for monitoring drilling fluid flow (out and return) and pressure, wastewater discharge, slurry containment, treatment, recycling and transport, and the approved disposal site. The plan should also contain details of contingency plans for dealing with frac-out or other inadvertent release of slurry. Contingency plans should include the provision of standby pumps, containment booms, vacuum unit and tanks on site to contain and remove turbid, muddy water should incidental frac-outs occur. | To minimize adverse water quality impact during construction in particular during drilling works | All works site / during construction | Construction Contractor | √                      |   |   | Water Pollution Control Ordinance |
| 3.7.22  | 2.9.22   | Regular monitoring of suspended solids and turbidity should be conducted during construction works. Any exceedance of water quality in the nearby water bodies caused by site runoff should be rectified in accordance with EM&A programme   | To minimize adverse water quality impact during construction                                     | All works site / during construction | Construction Contractor | √                      |   |   | Water Pollution Control Ordinance |

| EIA Ref | EM&A Ref | Recommended Mitigation Measures  | Objectives of the Recommended Measures and Main Concerns to addressed                         | Location / Timing                    | Implementation Agent    | Implementation Stages* |   |   | Relevant Legislation & Guidelines |
|---------|----------|--|---|--------------------------------------|-------------------------|------------------------|---|---|-----------------------------------|
|         |          |  |   |                                      |                         | D                      | C | O |                                   |
| 3.7.23  | 2.9.23   | <p>for this Project.</p> <p><i>Concreting Work</i></p> <p>Runoff should be carefully channelled and treated to prevent concrete-contaminated water from entering water bodies. Adjustment of pH can be achieved by adding a suitable neutralising reagent to wastewater prior to discharge.</p>                      | To minimize adverse water quality impact during construction (in particular concreting works) | All works site / during construction | Construction Contractor |                        | √ |   | Water Pollution Control Ordinance |
| 3.7.24  | 2.9.24   | Any exceedance of the acceptable range of pH levels in nearby water bodies caused by site runoff containing concrete should be monitored and rectified under the EM&A programme for this Project.  | To minimize adverse water quality impact during construction (in particular concreting works) | All works site / during construction | Construction Contractor |                        | √ |   | Water Pollution Control Ordinance |
| 3.7.25  | 2.9.25   | <p><i>Site Workshop or Depot</i></p> <p><i>General Construction Works</i></p> <p>Site workshop or depot including storage of chemicals and chemical waste should be located at the proposed launching site in Cheung Chau only. No workshop or depot should be located at the proposed reception site in Lantau.</p> | To minimize adverse water quality impact during construction                                  | All works site / during construction | Construction Contractor |                        | √ |   | Water Pollution Control Ordinance |
| 3.7.26  | 2.9.26   | Any Contractor generating waste oil or other chemicals as a result of his activities should  | To minimize adverse water quality impact  | All works site / during              | Construction Contractor |                        | √ |   | Water Pollution Control Ordinance |

| EIA Ref | EM&A Ref | Recommended Mitigation Measures   | Objectives of the Recommended Measures and Main Concerns to addressed                          | Location / Timing   | Implementation Agent           | Implementation Stages* |   |   | Relevant Legislation & Guidelines        |
|---------|----------|---|--|---|--------------------------------|------------------------|---|---|--|
|         |          |   |  |   |                                | D                      | C | O |  |
| 3.7.27  | 2.9.27   | <p>register as a chemical waste producer and provide a safe designated storage area for chemicals on site. The storage site should be located away from existing water bodies.</p> <p>All compounds in works areas should be located on areas of hard standing surface with provision of diversion channels and settlement ponds where necessary to allow interception and controlled release of settled / treated water. Hard standing compounds should drain via an oil interceptor. The oil interceptor should be regularly inspected and cleaned to avoid wash-out of oil during storm conditions. A bypass should be provided to avoid overload of the interceptor's capacity. To prevent spillage of fuels or other chemicals to water bodies, all fuel tanks and storage areas should be sited on sealed areas within a bund of a capacity equal to 110% of the storage capacity of the largest tank. Where temporary storage of chemicals or fuel drums outside the storage area is necessary, drip tray should be provided. Disposal of the waste oil should be carried out by a licensed collector. Good housekeeping practices should be implemented to minimise careless spillage and to keep the storage and the work space in a tidy and clean condition. Appropriate training including safety codes and relevant manuals should be given to the personnel who regularly handle the chemicals on site.</p> | <p>during construction</p> <p>To minimize adverse water quality impact during construction</p> | <p>construction</p> <p>All works site / during construction</p> | <p>Construction Contractor</p> | <p>√</p>               |   |   | <p>Water Pollution Control Ordinance</p> |



| EIA Ref | EM&A Ref | Recommended Mitigation Measures   | Objectives of the Recommended Measures and Main Concerns to addressed   | Location / Timing                    | Implementation Agent    | Implementation Stages* |   |   | Relevant Legislation & Guidelines |
|---------|----------|---|---|--------------------------------------|-------------------------|------------------------|---|---|-----------------------------------|
|         |          |   |   |                                      |                         | D                      | C | O |                                   |
| 3.7.28  | 2.9.28   | <p><i>Emergency Contingency Plan</i></p> <p>The Contractor should prepare an Emergency Contingency Plan (spill response plan) for the Project to contain and remove accidental spillage of drilling fluids, chemicals and all hazardous materials on-site including fuels at short notice and to prevent or to minimize the quantities of contaminants from entering the nearby water bodies and affecting the sensitive habitats. The Contractor should submit the Emergency Contingency Plan to the ET for review &amp; comment and to the Engineer for approval. The Plan should include, but not limited to, the following:</p> <ul style="list-style-type: none"> <li>(i) potential emergency situations</li> <li>(ii) chemicals or hazardous materials used on-site (and their location)</li> <li>(iii) emergency response team</li> <li>(iv) emergency action plans and procedures</li> <li>(v) list of emergency telephone hotlines</li> <li>(vi) locations and types of emergency response equipment</li> <li>(vii) training plan and emergency drill</li> <li>(viii) schedules for review and audit.</li> </ul> | To prevent or minimize the quantities of contaminants entering the nearby water bodies and affecting the habitats in case of accidental spillage of chemicals and hazardous materials | All works site / during construction | Construction Contractor |                        | √ |   | Water Pollution Control Ordinance |

| EIA Ref | EM&A Ref | Recommended Mitigation Measures   | Objectives of the Recommended Measures and Main Concerns to addressed   | Location / Timing                    | Implementation Agent    | Implementation Stages* |   |   | Relevant Legislation & Guidelines |
|---------|----------|---|---|--------------------------------------|-------------------------|------------------------|---|---|-----------------------------------|
|         |          |   |   |                                      |                         | D                      | C | O |                                   |
| 3.7.29  | 2.9.29   | <p><i>General Guidance for Handling Spillage / Leakage</i></p> <p>In the event that accidental spillage or leakage of hazardous substances / chemical wastes takes place, the response procedures as listed below should be followed. It should be noted that the procedures below are not exhaustive. The Contractor should propose other response procedures in the emergency contingency plan based on actual site conditions as well as the particular types and quantities of chemicals or hazardous substances used, handled and stored on-site.</p> <ul style="list-style-type: none"> <li>• Contact person in charge or nominated person immediately and initiate action plans based on the emergency contingency plan.</li> <li>• Oil leakage or spillage should be contained and cleaned up immediately. Waste oil should be collected and stored for recycling or disposal in accordance with the Waste Disposal Ordinance.</li> <li>• Instruct untrained personnel to keep at a safe distance well away from the spillage area.</li> <li>• If the spillage / leakage is severe or is causing hazard to life, initiate emergency evacuation and call the emergency services.</li> <li>• Only trained persons equipped with suitable protective clothing and equipment should be allowed to enter and clean up the waste</li> </ul> | To prevent or minimize the quantities of contaminants entering the nearby water bodies and affecting the habitats in case of accidental spillage of chemicals and hazardous materials | All works site / during construction | Construction Contractor |                        | √ |   | Water Pollution Control Ordinance |

| EIA Ref | EM&A Ref | Recommended Mitigation Measures   | Objectives of the Recommended Measures and Main Concerns to addressed | Location / Timing | Implementation Agent | Implementation Stages* |   |   | Relevant Legislation & Guidelines |
|---------|----------|---|---|-------------------|----------------------|------------------------|---|---|-----------------------------------|
|         |          |   |   |                   |                      | D                      | C | O |                                   |
|         |          | <p>spillage / leakage area.</p> <ul style="list-style-type: none"> <li>Where the spillage / leakage is contained in the enclosed storage area, the waste can be transferred back into suitable containers by suitable handheld equipment, such as hand operated pumps, scoops or shovels. If the spillage / leakage quantity is small, it can be covered and mixed with suitable absorbing materials such as absorbent tissue paper, pads, dry soft sand or vermiculite. The resultant slurry should be treated as chemical waste and transferred to suitable containers for disposal.</li> <li>For spillage / leakage into nearby water bodies, immediate action is required to contain the spillage / leakage. Appropriate structural, physical barrier or secondary containment (e.g. containment booms) should be deployed to contain the spill and if possible to prevent contaminated water from dispersing away from the source. Suitable liquid absorbing materials such as absorbent tissue paper, pads or rolls should be used to recover the spilt substances. The resultant slurry should be treated as chemical waste and transferred to suitable containers for disposal.</li> <li>For spillage / leakage in other areas, immediate action is required to contain the spillage / leakage. Suitable liquid absorbing materials such as absorbent tissue paper, pads, dry soft sand or vermiculite should be used to cover the spill. The resultant slurry should be</li> </ul> |   |                   |                      |                        |   |   |                                   |

| EIA Ref | EM&A Ref | Recommended Mitigation Measures   | Objectives of the Recommended Measures and Main Concerns to addressed | Location / Timing                    | Implementation Agent    | Implementation Stages* |   |   | Relevant Legislation & Guidelines                    |
|---------|----------|---|---|--------------------------------------|-------------------------|------------------------|---|---|--|
|         |          |   |   |                                      |                         | D                      | C | O |  |
|         |          | <p>treated as chemical waste and transferred to suitable containers for disposal.</p> <ul style="list-style-type: none"> <li>Areas that have been contaminated by chemical waste spillage / leakage should be cleaned. While water is a soluble solvent for aqueous chemical wastes and water soluble organic waste, kerosene or turpentine should be used for organic chemical wastes that are not soluble in water. The waste from the cleanup operation should be treated and disposed of as chemical waste.</li> <li>In incidents where the spillage / leakage may result in significant contamination of an area or risk of pollution, the Environmental Protection Department and other relevant departments should be informed immediately.</li> </ul> |   |                                      |                         |                        |   |   |  |
| 3.7.30  | 2.9.30   | <p><i>Presence of Additional Population (Workers)</i></p> <p>Sewage arising from the additional construction workers on site should be collected in a suitable storage facility, such as portable chemical toilets. An adequate number of portable toilets should be provided for the construction workforce. The portable toilets should be maintained in a state that will not deter the workers from using them. Wastewater collected should be discharged into foul sewers and collected by licensed collectors.</p>  | To minimize adverse water quality impact during construction          | All works site / during construction | Construction Contractor | √                      |   |   | ProPECC PN 1/94<br>Water Pollution Control Ordinance |
| 3.7.31  | 2.9.31   | The collected wastewater from sewage facilities and also from eating areas or washing facilities of site offices should be disposed to foul sewer. If   | To minimize adverse water quality impact                              | All works site / during construction | Construction Contractor | √                      |   |   | ProPECC PN 1/94                                      |

| EIA Ref | EM&A Ref | Recommended Mitigation Measures  | Objectives of the Recommended Measures and Main Concerns to addressed   | Location / Timing                           | Implementation Agent           | Implementation Stages* |   |   | Relevant Legislation & Guidelines  |
|---------|----------|--|---|---|--------------------------------|------------------------|---|---|--|
|         |          |  |   |   |                                | D                      | C | O |  |
| 3.7.32  | 2.9.32   | <p>there is no foul sewer in the vicinity, a septic tank and soakaway system or for larger flow, a sewage treatment plant should be provided. All domestic sewage discharges (except into foul sewer) are controlled under the WPCO. The Contractor must apply for a discharge licence from EPD and must comply with the terms and conditions of a valid WPCO licence.</p> <p><i>Sterilization of Water Main Prior to Commissioning</i></p> <p>Effluent from the sterilization of water main should be treated including dechlorination by physical process e.g. adsorption by activated carbon filter, or chemical process e.g. neutralisation by dechlorination agent dosing to ensure compliance with the discharge requirements stipulated in the TM-DSS. Adequate tanks with sufficient capacity should be provided to allow proper treatment of the effluent prior to discharge.</p> | <p>during construction</p> <p>To minimize adverse water quality impact during construction in particular during sterilization of the completed water main</p> | <p>All works site / during construction</p> | <p>Construction Contractor</p> | √                      |   |   | <p>Water Pollution Control Ordinance</p> <p>ProPECC PN 1/94</p> <p>Water Pollution Control Ordinance</p> |
| 3.7.33  | 2.9.33   | <p>The sterilization of the water main and the dechlorination process should be conducted at the launching site at Cheung Chau. As the site at Cheung Chau is designated for secondary recreational contact, the sterilization of the main should be scheduled during the dry season. The</p>  | <p>To minimize adverse water quality impact during construction in particular during sterilization of the completed water main</p>                            | <p>All works site / during construction</p> | <p>Construction Contractor</p> | √                      |   |   | <p>ProPECC PN 1/94</p> <p>Water Pollution Control Ordinance</p>  |

| EIA Ref | EM&A Ref | Recommended Mitigation Measures  | Objectives of the Recommended Measures and Main Concerns to addressed   | Location / Timing                    | Implementation Agent    | Implementation Stages* |   |   | Relevant Legislation & Guidelines                        |
|---------|----------|--|---|--------------------------------------|-------------------------|------------------------|---|---|--|
|         |          |  |   |                                      |                         | D                      | C | O |  |
| 3.7.34  | 2.9.34   | <p>Contractor should submit for the Engineer approval, details of the dechlorination process and any chemicals including dosage to be used.</p> <p>The Contractor should provide a dechlorination plant of sufficient capacity to contain and treat the sterilising water with high chlorine concentration before discharge. Details of the specification of the dechlorination plant should be submitted to the Engineer for approval. They should include but not limited to the following:</p> <ul style="list-style-type: none"> <li>the nominal flow rate shall not be less than 36 cubic meter per hour;</li> <li>the plant shall be capable of dechlorinating water with chlorine level up to 40 mg/litre;</li> <li>the maximum chlorine level of dechlorinated water shall be &lt;0.2 mg/litre;</li> <li>the recommended contact time if dechlorination by adsorption with activated carbon filter is proposed;</li> <li>a water meter or other measuring device shall be installed at the inlet pipe of the dechlorination plant to measure the amount of water treated, in cubic metres; and</li> <li>sensors and data loggers for continuous measurement and record of chlorine level shall be installed at the inlet and outlet pipe of the dechlorination plant.</li> </ul> | To minimize adverse water quality impact during construction in particular during sterilization of the completed water main | All works site / during construction | Construction Contractor | √                      |   |   | ProPECC PN 1/94<br><br>Water Pollution Control Ordinance |

| EIA Ref                                  | EM&A Ref | Recommended Mitigation Measures  | Objectives of the Recommended Measures and Main Concerns to addressed   | Location / Timing                    | Implementation Agent    | Implementation Stages* |   |   | Relevant Legislation & Guidelines                        |
|--|----------|--|---|--------------------------------------|-------------------------|------------------------|---|---|--|
|  |          |  |   |                                      |                         | D                      | C | O |  |
| 3.7.35                                   | 2.9.35   | <i>In-situ</i> testing of total residual chlorine should be conducted every hour at the discharge point to ensure the chlorine concentration does not exceed the stipulated maximum level when dechlorinated water is being discharged.  | To minimize adverse water quality impact during construction in particular during sterilization of the completed water main | All works site / during construction | Construction Contractor |                        | √ |   | ProPECC PN 1/94<br><br>Water Pollution Control Ordinance |
| 3.7.36                                   | 2.9.36   | If the dechlorinated water exceed the allowed concentration, discharge must be suspended and the water should be circulated to a standby tank for further dechlorination and testing. The location of the sampling point will depends on the discharge point to be proposed by the Contractor. The Contractor should submit details of the proposed sampling location, frequency and equipment for verification by the ET Leader and approval by the Engineer before commencement of the sterilization work of the completed water main. The proposed sampling location(s) should be submitted to EPD for reference. | To minimize adverse water quality impact during construction in particular during sterilization of the completed water main | All works site / during construction | Construction Contractor |                        | √ |   | ProPECC PN 1/94<br><br>Water Pollution Control Ordinance |
| <b>Water Quality - Operational Phase</b> |          |  |   |                                      |                         |                        |   |   |  |
|  |          |  |   |                                      |                         |                        |   |   |  |

\* D=Design, C=Construction, O=Operation  
 N/A Not applicable

Table A.4 Implementation Schedule of Waste Management Measures

| EIA Ref                           | EM&A Ref | Recommended Mitigation Measures   | Objectives of the Recommended Measures and Main Concerns to addressed   | Location / Timing                    | Implementation Agent  | Implementation Stages* |   |   | Relevant Legislation & Guidelines  |
|-----------------------------------|----------|---|---|--------------------------------------|---|------------------------|---|---|--|
|                                   |          |   |   |                                      |   | D                      | C | O |  |
| <b>Waste - Construction Phase</b> |          |   |   |                                      |   |                        |   |   |  |
| <i>General</i>                    |          |   |   |                                      |   |                        |   |   |  |
| 7.6.1                             | 5.1.1    | The HKSAR Government's construction and demolition waste management policy follows the same hierarchy as for other wastes, i.e. in order of desirability: avoidance, minimisation, recycling, treatment and safe disposal of waste. During the construction period the Contractor, Engineer and environmental specialists (Environmental Team, Independent Environmental Check) should work closely together with a view to reduce the volumes of materials requiring removal and final disposal.   | To reduce the volumes of materials requiring removal and final disposal | All works site / during construction | Construction Contractor, Engineer, Environmental Team and Independent Environmental Check | √                      |   |   | Environmental Impact Assessment Ordinance<br>Technical Memorandum on EIA Process |
| 7.6.2                             | 5.1.2    | Upon appointment, the main Contractor of each construction contract should prepare and implement an Environmental Management Plan (EMP) in accordance with ETWB TCW No. 19/2005 – "Environmental Management on Construction Sites" which should describe the arrangements for avoidance, reuse, recovery, recycling, storage, collection, treatment and disposal of different categories of waste to be generated from the construction activities. The EMP should incorporate site specific factors, such as the designation of areas for segregation and temporary storage of reusable and recyclable materials. The waste management plan now becomes part of the EMP. The EMP should be submitted to the Engineer for approval. The | Waste reduction, reuse, recycling and proper disposal of waste          | All works site / during construction | Construction Contractor   | √                      |   |   | Waste Disposal Ordinance<br>ETWB TCW No. 19/2005                                 |



| EIA Ref | EM&A Ref | Recommended Mitigation Measures  | Objectives of the Recommended Measures and Main Concerns to addressed | Location / Timing                           | Implementation Agent           | Implementation Stages* |   |   | Relevant Legislation & Guidelines   |
|---------|----------|--|---|---|--------------------------------|------------------------|---|---|---|
|         |          |  |   |   |                                | D                      | C | O |   |
| 7.6.3   | 5.1.3    | <p>Contractor should implement the waste management practices in the EMP throughout the construction stage of the Project. The EMP should be reviewed regularly and updated (preferably monthly) by the Contractor. The EMP should take into account the recommended mitigation measures in the approved EIA Report.</p> <p>The Contractor should refer to the Construction and Demolition Material Management Plan (C&amp;DMMP) to be conducted during the design stage of this Project to facilitate him in the preparation of the EMP. The C&amp;DMMP should be endorsed by WSD's Vetting Committee and approved by the Public Fill Committee (PFC). WSD's Vetting Committee will monitor the implementation of the C&amp;DMMP and report to Public Fill Committee in accordance with ETWB TCW No. 33/2002 during construction.</p> | <p>Waste reduction, reuse, recycling and proper disposal of waste</p> | <p>All works site / during construction</p> | <p>Construction Contractor</p> | <p>√</p>               |   |   | <p>Waste Disposal Ordinance<br/>                     ETWB TCW No. 19/2005</p> |
| 7.6.4   | 5.1.4    | <p>The Contractor should nominate an appropriate person, such as site agent or environmental officer, to be responsible for collection and effective disposal of all wastes generated at the site to an approved facility. Training of construction staff should be undertaken by the Contractor about the concept of site cleanliness and appropriate waste management procedures. The Contractor should develop and provide toolbox talk for on-site sorting of C&amp;D materials to enhance worker's awareness in handling, sorting, reuse and recycling of C&amp;D</p>   | <p>Waste reduction, reuse, recycling and proper disposal of waste</p> | <p>All work sites / during construction</p> | <p>Construction Contractor</p> | <p>√</p>               |   |   | <p>Waste Disposal Ordinance<br/>                     ETWB TCW No. 19/2005</p> |

| EIA Ref | EM&A Ref | Recommended Mitigation Measures  | Objectives of the Recommended Measures and Main Concerns to addressed | Location / Timing                    | Implementation Agent    | Implementation Stages* |   |   | Relevant Legislation & Guidelines                         |
|---------|----------|--|---|--------------------------------------|-------------------------|------------------------|---|---|---|
|         |          |  |   |                                      |                         | D                      | C | O |   |
| 7.6.5   | 5.1.5    | materials. Requirements for staff training should be included in the EMP.<br><br>Good planning and site management practice should be employed to eliminate over ordering or mixing of construction materials to reduce wastage. Proper storage and site practices will minimise the damage or contamination of construction materials. Regular cleaning and maintenance of the waste storage area should be provided.   | Waste reduction, reuse, recycling and proper disposal of waste        | All work sites / during construction | Construction Contractor |                        | √ |   | Waste Disposal Ordinance<br>ETWB TCW No. 19/2005          |
| 7.6.6   | 5.1.6    | Where waste generation is unavoidable, the potential for recycling or reuse should be rigorously explored. If wastes cannot be recycled, disposal routes described in the EMP should be followed. A recoding system for the amount of waste generated, recycled and disposed (including the disposal sites) should be implemented. In order to monitor the disposal of C&D material and solid wastes at public filling facilities and landfills and to control fly-tipping, a trip-ticket system should be included. One may make reference to ETWB TCW No. 31/2004 for details. | Waste reduction, reuse, recycling and proper disposal of waste        | All work sites / during construction | Construction Contractor |                        | √ |   | Waste Disposal Ordinance<br>ETWB TCW No. 19/2005, 31/2004 |
| 7.6.7   | 5.1.7    | Imported soft fill and rocks, if required, should be source from CEDD's fill bank, other projects or other approved sources instead of using new materials. Approval from the Engineer and all other relevant parties should be obtained by the Contractor before importation of the fill materials.   | Waste reduction, reuse, recycling and proper disposal of waste        | All work sites / during construction | Construction Contractor |                        | √ |   | Waste Disposal Ordinance<br>ETWB TCW No. 19/2005          |

| EIA Ref | EM&A Ref | Recommended Mitigation Measures  | Objectives of the Recommended Measures and Main Concerns to addressed | Location / Timing                    | Implementation Agent    | Implementation Stages* |   |   | Relevant Legislation & Guidelines                |
|---------|----------|--|---|--------------------------------------|-------------------------|------------------------|---|---|--|
|         |          |  |   |                                      |                         | D                      | C | O |  |
| 7.6.8   | 5.1.8    | The main staging area of the works should be located at the proposed launching site in Cheung Chau. Storage of equipment, materials, chemical waste and general refuse as well as the drilling fluid recycling system should also be located in Cheung Chau.   | Waste reduction, reuse, recycling and proper disposal of waste        | All work sites / during construction | Construction Contractor |                        | √ |   | Waste Disposal Ordinance<br>ETWB TCW No. 19/2005 |
| 7.6.9   | 5.1.9    | <i>On-site Sorting, Reuse and Recycling</i><br>All waste materials should be segregated into categories covering: <ul style="list-style-type: none"> <li>excavated materials suitable for public filling facilities;</li> <li>remaining C&amp;D waste for landfill;</li> <li>spent bentonite for public filling facilities</li> <li>chemical waste; and</li> <li>general refuse for landfill.</li> </ul> | Waste reduction, reuse, recycling and proper disposal of waste        | All work sites / during construction | Construction Contractor |                        | √ |   | Waste Disposal Ordinance<br>ETWB TCW No. 19/2005 |
| 7.6.10  | 5.1.10   | Proper segregation and disposal of construction waste should be implemented. Separate containers should be provided for inert and non-inert wastes.  | Waste reduction, reuse, recycling and proper disposal of waste        | All work sites / during construction | Construction Contractor |                        | √ |   | Waste Disposal Ordinance<br>ETWB TCW No. 19/2005 |

| EIA Ref | EM&A Ref | Recommended Mitigation Measures  | Objectives of the Recommended Measures and Main Concerns to addressed | Location / Timing                                       | Implementation Agent                               | Implementation Stages* |   |   | Relevant Legislation & Guidelines                         |
|---------|----------|--|---|---|--|------------------------|---|---|---|
|         |          |  |   |   |  | D                      | C | O |   |
| 7.6.11  | 5.1.11   | The reuse of excavated materials within this Project should be adopted as far as practicable. The opportunity of reusing the material in other projects in Cheung Chau should also be explored.  | Waste reduction, reuse, recycling and proper disposal of waste        | All work sites/ during detailed design and construction | Detailed Design Engineer / Construction Contractor | √                      | √ |   | Waste Disposal Ordinance<br>ETWB TCW No. 19/2005          |
| 7.6.12  | 5.1.12   | Sorting is important to recover materials for reuse and recycling. Specific area should be allocated for on-site sorting of C&D materials and to provide a temporary storage area for those sorted materials such as metals, concrete, timber, plastics, glass, excavated spoils, bricks / tiles and waste papers. If area is limited, all C&D materials should at least be sorted on-site into inert and non-inert component. Non-inert materials (C&D waste) such as bamboo, timber, vegetation, packaging waste and other organic materials should be reused and recycled wherever possible and disposed of to designated landfill only as a last resort. Inert materials (public fill) such as concrete, stone, clay, brick, soil, asphalt and the like should be separated and reuse in this or other projects (subject to approval by the relevant parties in accordance with the ETWB TCW No. 31/2004) before disposed of at a public filling facility operated by Civil Engineering and Development Department (CEDD). Steel and other metals should be recovered from demolition waste stream and recycled. | Waste reduction, reuse, recycling and proper disposal of waste        | All work sites/ during construction                     | Construction Contractor                            | √                      |   |   | Waste Disposal Ordinance<br>ETWB TCW No. 19/2005, 31/2004 |

| EIA Ref | EM&A Ref | Recommended Mitigation Measures   | Objectives of the Recommended Measures and Main Concerns to addressed | Location / Timing                    | Implementation Agent    | Implementation Stages* |   |   | Relevant Legislation & Guidelines   |
|---------|----------|---|---|--------------------------------------|-------------------------|------------------------|---|---|---|
|         |          |   |   |                                      |                         | D                      | C | O |   |
| 7.6.13  | 5.1.13   | The reuse of inert materials such as soil, rock and broken concrete should be maximised. Waste should be separated into fine, soft and hard materials. With the use of a crusher coarse material can be crushed to make it suitable for use as fill material where fill is required in the works. This minimises the use of imported material and maximises use of the C&D material produced.   | Waste reduction, reuse, recycling and proper disposal of waste        | All work sites / during construction | Construction Contractor | √                      |   |   | Waste Disposal Ordinance<br>ETWB TCW No. 19/2005                              |
| 7.6.14  | 5.1.14   | Prior to export of material from the site, the potential for it to be reused should be assessed. Most C&D material can easily be reused with minimum processing. Waste separation methods should be followed to ensure that C&D waste is separated at source. Suitable soft materials should be used for landscaping and grading of embankments. Fine material should be separated out and used as topsoil.   | Waste reduction, reuse, recycling and proper disposal of waste        | All work sites / during construction | Construction Contractor | √                      |   |   | Waste Disposal Ordinance<br>ETWB TCW No. 19/2005                              |
| 7.6.15  | 5.1.15   | The feasibility of using recycled aggregates in lieu of virgin materials should be rigorously considered during the detailed design and construction stages as stipulated in WBTC No. 12/2002 and ETWB TCW No. 24/2004. In general, recycled aggregates are suitable for use as fill materials in earthworks, road sub-base formation, and drainage works. Recycled aggregates can also be used in concrete (up to Grade 35) for mass concrete walls and other minor structures such as planter boxes, toe wall | Waste reduction, reuse, recycling and proper disposal of waste        | All work sites / during construction | Construction Contractor | √                      |   |   | Waste Disposal Ordinance<br>ETWB TCW No. 19/2005, 24/2004<br>WBTC No. 12/2002 |

| EIA Ref | EM&A Ref | Recommended Mitigation Measures  | Objectives of the Recommended Measures and Main Concerns to addressed | Location / Timing                    | Implementation Agent    | Implementation Stages* |   |   | Relevant Legislation & Guidelines |
|---------|----------|--|---|--------------------------------------|-------------------------|------------------------|---|---|-----------------------------------|
|         |          |  |   |                                      |                         | D                      | C | O   |                                   |
|         |          | planters and pavement, etc.  |   |                                      |                         |                        |   |   |                                   |
| 7.6.16  | 5.1.1.16 | <p><i>Site Clearance / Demolition Materials</i></p> <p><i>Excavated Materials</i></p> <p>All C&amp;D materials should be sorted on-site into inert and non-inert components by the Contractor. Non inert materials (C&amp;D waste) such as wood, glass and plastic should be reused and recycled before disposal to a designated landfill as a last resort (currently assume to be the WENT Landfill) via the Cheung Chau Refuse Transfer Station. Inert materials (public fill) should be reused on-site or in other projects approved by relevant parties in accordance with the ETWB TCW No. 31/2004 before disposed of at public fill reception facilities. Steel and other metals if any should be recovered from C&amp;D materials and recycled.</p> | Waste reduction, reuse, recycling and proper disposal of waste        | All work sites / during construction | Construction Contractor | √                      |   | Waste Disposal Ordinance<br>ETWB TCW No. 19/2005, 31/2004 |                                   |
| 7.6.17  | 5.1.1.17 | Good quality reusable topsoil should be stockpiled for later landscaping works. Stockpiles should be less than 2 m in height, formed to a safe angle of repose and hydroseeded or covered with tarpaulin to prevent erosion during the rainy season and to minimise dust generation.   | Waste reduction, reuse, recycling and proper disposal of waste        | All work sites / during construction | Construction Contractor | √                      |   | Waste Disposal Ordinance<br>ETWB TCW No. 19/2005          |                                   |
| 7.6.18  | 5.1.1.18 | Control measures for temporary stockpiles on-site should be taken in order to minimize the noise,  | Waste reduction, reuse, recycling and proper                          | All work sites / during              | Construction Contractor | √                      |   | Waste Disposal Ordinance                                  |                                   |

| EIA Ref | EM&A Ref | Recommended Mitigation Measures  | Objectives of the Recommended Measures and Main Concerns to addressed | Location / Timing                    | Implementation Agent    | Implementation Stages* |   |   | Relevant Legislation & Guidelines   |
|---------|----------|--|---|--------------------------------------|-------------------------|------------------------|---|---|---|
|         |          |  |   |                                      |                         | D                      | C | O |   |
|         |          | <p>generation of dust, pollution of water and visual impact. These measures include:</p> <ul style="list-style-type: none"> <li>• surface of stockpiled soil should be regularly wetted with water especially during dry season;</li> <li>• disturbance of stockpiled soil should be minimized;</li> <li>• stockpiled soil should be properly covered with tarpaulin especially when heavy rain storms are predicted;</li> <li>• stockpiling areas should be enclosed where space is available;</li> <li>• stockpiling location should be away from the water bodies; and</li> <li>• an independent surface water drainage system equipped with silt traps should be installed at the stockpiling area.</li> </ul> | disposal of waste   | construction                         |                         |                        |   |   | ETWB TCW No. 19/2005  |
| 7.6.19  | 5.1.19   | The identification of final disposal sites for C&D materials generated by the construction works will be considered during the detailed design stage of the Project when the volume and types of C&D materials can be more accurately estimated. The Public Fill Committee of CEDD should be consulted on designated outlets (e.g. public fill reception facility) for public fill, whilst EPD should  | Waste reduction, reuse, recycling and proper disposal of waste        | All work sites / during construction | Construction Contractor | √                      |   |   | Waste Disposal Ordinance<br>ETWB TCW No. 19/2005, 34/2002<br>WBTC No. 12/2000 |

| EIA Ref | EM&A Ref | Recommended Mitigation Measures  | Objectives of the Recommended Measures and Main Concerns to addressed | Location / Timing                    | Implementation Agent    | Implementation Stages* |   |   | Relevant Legislation & Guidelines                                    |
|---------|----------|--|---|--------------------------------------|-------------------------|------------------------|---|---|--|
|         |          |  |   |                                      |                         | D                      | C | O |  |
|         |          | be consulted on landfills for C&D waste. The public fill to be disposed to public fill reception facilities must consist entirely of inert construction materials. Disposal of C&D waste to landfill must not have more than 50% by weight of inert material. The C&D waste delivered for landfill disposal should contain no free water and the liquid content should not exceed 70% by weight.   |   |                                      |                         |                        |   |   |  |
| 7.6.20  | 5.1.20   | In order to avoid dust or odour impacts, any vehicle leaving a works area carrying C&D waste or public fill should have their load covered before leaving the construction site.   | Waste reduction, reuse, recycling and proper disposal of waste        | All work sites / during construction | Construction Contractor | √                      |   |   | Waste Disposal Ordinance<br>ETWB TCW No. 19/2005<br>WBTC No. 19/2001 |
| 7.6.21  | 5.1.21   | C&D materials should be disposed of at designated public fill reception facilities or landfills. Reuse of public fill materials at other construction projects is subject to the approval of the relevant project proponents, Engineer and/or other relevant authorities, such as LandsD, PlanD, etc. Furthermore, unauthorized disposal of C&D materials in particular on private agricultural land is prohibited and may be subject to relevant enforcement and regulating actions. The Contractor shall refer and strictly follow the trip-ticket system for the disposal of C&D materials as stipulated in | Waste reduction, reuse, recycling and proper disposal of waste        | All work sites / during construction | Construction Contractor | √                      |   |   | Waste Disposal Ordinance<br>ETWB TCW No. 19/2005, 31/2004            |



| EIA Ref | EM&A Ref | Recommended Mitigation Measures  | Objectives of the Recommended Measures and Main Concerns to addressed   | Location / Timing                    | Implementation Agent    | Implementation Stages* |   |   | Relevant Legislation & Guidelines   |
|---------|----------|--|---|--------------------------------------|-------------------------|------------------------|---|---|---|
|         |          |  |   |                                      |                         | D                      | C | O |   |
|         |          | the ETWB TCW No. 31/2004.  |   |                                      |                         |                        |   |   |   |
| 7.6.22  | 5.1.22   | <i>Bentonite</i><br>Bentonite slurry used in the drilling works should be treated and recycled at the works area in Cheung Chau. Any bentonite that is not suitable for recycling should be suitably dewatered before disposed of at public fill reception facilities.   | Waste reduction, reuse, recycling and proper disposal of waste          | All work sites / during construction | Construction Contractor |                        | √ |   | Waste Disposal Ordinance<br>ETWB TCW No. 19/2005<br>WBTC No. 19/2001  |
| 7.6.23  | 5.1.23   | <i>Chemical Waste</i><br>Where the construction processes produce chemical waste, the Contractor must register with EPD as a chemical waste producer. Wastes classified as chemical wastes are listed in the Waste Disposal (Chemical Waste) (General) Regulation. These wastes are subject to stringent disposal routes. EPD requires information on the particulars of the waste generation processes including the types of waste produced, their location, quantities and generation rates. A nominated contact person must be registered with EPD. An updated list of licensed chemical waste collector can be obtained from EPD. | Waste reduction, reuse, recycling and proper disposal of chemical waste | All work sites / during construction | Construction Contractor |                        | √ |   | Waste Disposal (Chemical Waste) (General) Regulation<br>Code of Practice on the Packaging and Labelling and Storage of Chemical Waste |
| 7.6.24  | 5.1.24   | Storage, handling, transport and disposal of chemical  | Waste reduction, reuse,   | All work sites / during              | Construction            |                        | √ |   | Waste Disposal (Chemical Waste)   |

| EIA Ref | EM&A Ref | Recommended Mitigation Measures  | Objectives of the Recommended Measures and Main Concerns to addressed   | Location / Timing                    | Implementation Agent    | Implementation Stages* |   |   | Relevant Legislation & Guidelines  |
|---------|----------|--|---|--------------------------------------|-------------------------|------------------------|---|---|--|
|         |          |  |   |                                      |                         | D                      | C | O |  |
| 7.6.25  | 5.1.25   | waste should be arranged in accordance with the Code of Practice on the Packaging, Labelling and Storage of Chemical Wastes published by EPD, and should be collected by a licensed chemical waste collector.  | recycling and proper disposal of chemical waste                         | construction                         | Contractor              |                        |   |   | (General) Regulation Code of Practice on the Packaging and Labelling and Storage of Chemical Waste                                 |
|         |          | Suitable containers should be used for specific types of chemical wastes, containers should be properly labelled (English and Chinese in accordance with instructions prescribed in Schedule 2 of the Regulations), resistance to corrosion, stored safely and closely secure. Stored volume should not be kept more than 450 liters unless the specification has been approved by the EPD. Storage area should be enclosed by three sides by a wall, partition of fence that is at least 2 m height or height of tallest container with adequate ventilation and space. | Waste reduction, reuse, recycling and proper disposal of chemical waste | All work sites / during construction | Construction Contractor | √                      |   |   | Waste Disposal (Chemical Waste) (General) Regulation Code of Practice on the Packaging and Labelling and Storage of Chemical Waste |
| 7.6.26  | 5.1.26   | Hard standing, impermeable surfaces draining via oil interceptors should be provided in works area compounds. Interceptors should be regularly emptied to prevent release of oils and grease into the surface water drainage system after accidental spillages. The interceptor should have a bypass to prevent flushing during periods of heavy rain. Oil and fuel bunkers should be bunded and/or enclosed   | Waste reduction, reuse, recycling and proper disposal of chemical waste | Work sites / During construction     | Construction Contractor | √                      |   |   | Waste Disposal (Chemical Waste) (General) Regulation Code of Practice on the Packaging and Labelling and Storage of                |

| EIA Ref | EM&A Ref | Recommended Mitigation Measures  | Objectives of the Recommended Measures and Main Concerns to addressed   | Location / Timing                    | Implementation Agent    | Implementation Stages* |   |   | Relevant Legislation & Guidelines   |
|---------|----------|--|---|--------------------------------------|-------------------------|------------------------|---|---|---|
|         |          |  |   |                                      |                         | D                      | C | O |   |
| 7.6.27  | 5.1.27   | on three sides to prevent discharge due to accidental spillages or breaches of tanks. Bunding should be of sufficient capacity to accommodate 110% of the volume of the largest container or 20% of the total volume of waste, whichever is largest. Waste collected from any grease traps should be collected and disposed of by a licensed contractor.   |   |                                      |                         |                        |   |   | Chemical Waste  |
| 7.6.27  | 5.1.27   | Lubricants, waste oils and other chemical wastes are likely to be generated during the maintenance of vehicles and mechanical equipment. Used lubricants should be collected and stored in individual containers which are fully labelled in English and Chinese and stored in a designated secure place. If possible, such waste should be sent to oil recycling companies, and the empty oil drums collected by appropriate companies for reuse or refill. | Waste reduction, reuse, recycling and proper disposal of chemical waste | All work sites / during construction | Construction Contractor |                        | √ |   | Waste Disposal (Chemical Waste) (General) Regulation<br>Code of Practice on the Packaging Labelling and Storage of Chemical Waste |
| 7.6.28  | 5.1.28   | The registered chemical waste producer (i.e. the contractor) has to arrange for the chemical waste to be collected by licensed collectors. The licensed collector should regularly take chemical waste to a licensed chemical waste treatment facility (such as the Chemical Waste Treatment Centre in Tsing Yi). A trip ticket system operates to control the movement of chemical wastes.  | Waste reduction, reuse, recycling and proper disposal of chemical waste | All work sites / during construction | Construction Contractor |                        | √ |   | Waste Disposal (Chemical Waste) (General) Regulation<br>Code of Practice on the Packaging Labelling and Storage of Chemical Waste |

| EIA Ref | EM&A Ref | Recommended Mitigation Measures  | Objectives of the Recommended Measures and Main Concerns to addressed                 | Location / Timing                             | Implementation Agent    | Implementation Stages* |   |   | Relevant Legislation & Guidelines   |
|---------|----------|--|---|---|-------------------------|------------------------|---|---|---|
|         |          |  |   |   |                         | D                      | C | O |   |
| 7.6.29  | 5.1.29   | No lubricants, oils, solvents or paint products should be allowed to discharge into water courses, either by direct discharge, or as contaminants carried in surface water runoff from the construction site.  | Waste reduction, reuse, recycling and proper disposal of chemical waste               | All work sites / during construction          | Construction Contractor |                        | √ |   | Waste Disposal (Chemical Waste) (General) Regulation<br><br>Code of Practice on the Packaging and Labelling and Storage of Chemical Waste |
| 7.6.30  | 5.1.30   | Chemical waste should be stored in the works compound at Cheung Chau, no chemical waste should be stored in the works site at Lantau.  | To minimize impacts on Lantau South Country Park                                      | The work site at Lantau / during construction | Construction Contractor |                        | √ |   | EIAO-TM   |
| 7.6.31  | 5.1.31   | The Contractor should prepare an Emergency Contingency Plan (spill response plan) for the Project to contain and remove accidental spillage of drilling fluids, chemicals and all hazardous materials on-site including fuels at short notice and to prevent or to minimize the quantities of contaminants from entering the nearby water bodies and affecting the sensitive habitats. Details of the requirements are presented in <b>Chapter 3</b> of the EIA. | To minimize impacts from accidental spillage of drilling fluids and chemicals on-site | All work sites / during construction          | Construction Contractor |                        | √ |   | EIAO-TM   |
|         |          | <i>General Works Waste</i>   |   |   |                         |                        |   |   |   |

| EIA Ref | EM&A Ref | Recommended Mitigation Measures  | Objectives of the Recommended Measures and Main Concerns to addressed | Location / Timing                    | Implementation Agent    | Implementation Stages* |   |   | Relevant Legislation & Guidelines                         |
|---------|----------|--|---|--------------------------------------|-------------------------|------------------------|---|---|---|
|         |          |  |   |                                      |                         | D                      | C | O |   |
| 7.6.32  | 5.1.32   | <i>Concrete Waste</i><br>Dry concrete waste (considered as public fill) should be sorted out from the other wastes and recycled for reuse or sorted out for disposal at designated public filling facilities.  | Waste reduction, reuse, recycling and proper disposal of waste        | All work sites / during construction | Construction Contractor |                        | √ |   | Waste Disposal Ordinance<br>ETWB TCW No. 19/2005, 33/2002 |
| 7.6.33  | 5.1.33   | <i>Wooden Materials</i><br>All wooden materials used on-site should be kept separate from other wastes to avoid damage and to facilitate reuse. Timber which cannot be reused should be sorted out from other waste and stored separately from all inert waste before being disposed of to landfill.   | Waste reduction, reuse, recycling and proper disposal of waste        | All work sites / during construction | Construction Contractor |                        | √ |   | Waste Disposal Ordinance<br>ETWB TCW No. 19/2005, 33/2002 |
| 7.6.34  | 5.1.34   | Reusable steel or concrete panel shutters, fencing and hoarding and signboard should be used as a preferred alternative to items made of wood, to minimise wastage of wood. Attention should be paid to WBTC No. 19/2001 - Metallic Site Hoardings and Signboards to reduce the amount of timber used on construction sites. Metallic alternatives to timber are readily available and should be used rather than new timber. Precast concrete units should be adopted wherever feasible to minimize the use of timber formwork. | Waste reduction, reuse, recycling and proper disposal of waste        | All work sites / during construction | Construction Contractor |                        | √ |   | Waste Disposal Ordinance<br>ETWB TCW No. 19/2005, 33/2002 |

| EIA Ref | EM&A Ref | Recommended Mitigation Measures  | Objectives of the Recommended Measures and Main Concerns to addressed | Location / Timing                             | Implementation Agent    | Implementation Stages* |   |   | Relevant Legislation & Guidelines                             |
|---------|----------|--|---|---|-------------------------|------------------------|---|---|---|
|         |          |  |   |   |                         | D                      | C | O |   |
| 7.6.35  | 5.1.35   | Only waste material need be taken to a landfill. It should be separated from recyclable wood and steel materials. As for all waste types these materials should be reused on-site or other approved sites before disposal is considered as an option. Disposal to landfill should only be considered as a final option. Contractors are responsible for storage of re-useable materials on-site.   | Waste reduction, reuse, recycling and proper disposal of waste        | All work sites / during construction          | Construction Contractor | √                      |   |   | Waste Disposal Ordinance<br><br>ETWB TCW No. 19/2005, 33/2002 |
| 7.6.36  | 5.1.36   | <i>Municipal Waste</i><br>General refuse generated on-site should be stored in enclosed bins or skips and collected separately from other construction and chemical wastes and disposed of at designated landfill. A temporary refuse collection point should be set up by the contractor to facilitate the collection of refuse by licensed contractors. The removal of waste from the site should be arranged on a daily or at least on every second day by the Contractor to minimise any potential odour impacts, minimise the presence of pests, vermin and other scavengers and prevent unsightly accumulation of waste. | Waste reduction, reuse, recycling and proper disposal of waste        | All work sites / during construction          | Construction Contractor | √                      |   |   | Waste Disposal Ordinance<br><br>ETWB TCW No. 19/2005          |
| 7.6.37  | 5.1.37   | For the works within Lantau South Country Park, the Contractor should ensure that all general refuse including food scraps and packaging materials generated by the workers are properly packed and removed from site daily at the end of each work shift.   | To minimize impacts on Lantau South Country Park                      | The work site at Lantau / during construction | Construction Contractor | √                      |   |   | EIAO-TM   |

| EJA Ref                        | EM&A Ref | Recommended Mitigation Measures   | Objectives of the Recommended Measures and Main Concerns to addressed                           | Location / Timing                    | Implementation Agent    | Implementation Stages* |   |   | Relevant Legislation & Guidelines   |
|--------------------------------|----------|---|---|--------------------------------------|-------------------------|------------------------|---|---|---|
|                                |          |   |   |                                      |                         | D                      | C | O |   |
| 7.6.38                         | 5.1.38   | No refuse should be left in the works area at Lantau.<br><br>The recyclable component of the municipal waste generated by the workforce, such as aluminium cans, paper and cleansed plastic containers should be separated from other waste. Provision and collection of recycling bins for different types of recyclable waste should be set up by the Contractor. The contractor should also be responsible for arranging recycling companies to collect these materials. | Waste reduction, reuse, recycling and proper disposal of waste                                  | All work sites / during construction | Construction Contractor |                        | √ |   | Waste Disposal Ordinance<br><br>ETWB TCW No. 19/2005                                |
| 7.6.39                         | 5.1.39   | The burning of refuse on-site is prohibited under the Air Pollution Control Ordinance (APCO) (Cap.311).   | Waste reduction, reuse, recycling and proper disposal of waste as well as air pollution control | All work sites / during construction | Construction Contractor |                        | √ |   | Waste Disposal Ordinance<br>ETWB TCW No. 19/2005<br>Air Pollution Control Ordinance |
| <b>Waste – Operation Phase</b> |          |   |   |                                      |                         |                        |   |   |   |
|                                |          | Nil   |   |                                      |                         |                        |   |   |   |

\* D=Design, C=Construction, O=Operation  
N/A Not applicable

Table A.5 Implementation Schedule of Construction Noise Mitigation Measures

| EIA Ref                           | EM&A Ref | Recommended Mitigation Measures  | Objectives of the Recommended Measures and Main Concerns to addressed | Location / Timing                    | Implementation Agent    | Implementation Stages* |   |   | Relevant Legislation & Guidelines  |
|-----------------------------------|----------|--|---|--------------------------------------|-------------------------|------------------------|---|---|--|
|                                   |          |  |   |                                      |                         | D                      | C | O |  |
| <b>Noise - Construction Phase</b> |          |  |   |                                      |                         |                        |   |   |  |
| 8.6.2                             | 6.8.2    | <i>Level 1 Mitigation – Use of Quiet Plant</i><br>The quiet plant used in the construction noise calculation is shown in <b>Table 8.4</b> and <b>Appendix 8.1</b> of the EIA. The Contractor can propose other suitable alternative equipment with similar or lower sound power level.   | To protect NSRs from noise during construction                        | All works site / during construction | Construction Contractor | √                      |   |   | Environmental Impact Assessment Ordinance<br>Technical Memorandum on EIA Process |
| 8.6.3                             | 6.8.3    | The use of quiet plant is considered to be the most effective ways of alleviating construction noise impact. The Contractor should use quiet plant with sound power level lower than that stipulated in the TM-GW as the Level 1 mitigation for construction noise.  | To protect NSRs from noise during construction                        | All works site / during construction | Construction Contractor | √                      |   |   | Environmental Impact Assessment Ordinance<br>Technical Memorandum on EIA Process |
| 8.6.4                             | 6.8.4    | The use of mini or lower power rating equipment (e.g. mini excavator) should also be considered where practical. This technique would be feasible and practical at some locations given the limited space available for using large size construction equipment and the small scale works involved such as the land-based water main in Cheung Chau. | To protect NSRs from noise during construction                        | All works site / during construction | Construction Contractor | √                      |   |   | Environmental Impact Assessment Ordinance<br>Technical Memorandum on EIA Process |



| EIA Ref            | EM&A Ref           | Recommended Mitigation Measures  | Objectives of the Recommended Measures and Main Concerns to addressed | Location / Timing                             | Implementation Agent    | Implementation Stages* |   |   | Relevant Legislation & Guidelines  |
|--------------------|--------------------|--|---|---|-------------------------|------------------------|---|---|--|
|                    |                    |  |   |   |                         | D                      | C | O |  |
| 8.6.5              | 6.8.5              | The Contractor should take note of ETWB TCW No. 19/2005 – Environmental Management on Construction Sites which sets out the policy and procedures requiring contractors to, among others, adopt Quality Powered Mechanical Equipment (QPME). | To protect NSRs from noise during construction                        | All works site / during construction          | Construction Contractor |                        | √ |   | Environmental Impact Assessment Ordinance<br>Technical Memorandum on EIA Process<br>ETWB TCW No. 19/2005 |
| 8.6.6<br>Table 8.4 | 6.8.6<br>Table 6.4 | A list of quiet powered mechanical equipment (PME) recommended for use during construction phase is tabulated in <b>Table 8.4</b> of the EIA.  | To protect NSRs from noise during construction                        | All works site / during construction          | Construction Contractor |                        | √ |   | Environmental Impact Assessment Ordinance<br>Technical Memorandum on EIA Process<br>ETWB TCW No. 19/2005 |
| 8.6.8              | 6.8.8              | <i>Level 2 Mitigation - Use of Temporary Noise Barriers</i><br>Since NSR 2 (as with most of the NSRs within the Project area) are typically low-rise village houses  | To protect NSRs from noise during construction                        | The proposed launching site at Cheung Chau as | Construction Contractor |                        | √ |   | Environmental Impact Assessment Ordinance  |

| EIA Ref | EM&A Ref | Recommended Mitigation Measures  | Objectives of the Recommended Measures and Main Concerns to addressed | Location / Timing   | Implementation Agent    | Implementation Stages* |   |   | Relevant Legislation & Guidelines  |
|---------|----------|--|---|---|-------------------------|------------------------|---|---|--|
|         |          |  |   |   |                         | D                      | C | O |  |
|         |          | of not more than 3 storeys (NSR 1 is one storey), it would be effective to have noise screening structures or temporary noise barriers purposefully-built along the site boundary to provide additional protection to NSRs close to the construction site boundary. This could be in the form of purposefully-built site hoarding constructed from appropriate materials with a minimum superficial density of 7 kg/m <sup>2</sup> . The noise barrier should have a vertical height of at least 4 m with a small cantilevered upper portion if necessary ensuring that the operating equipment can be shielded from the view of the NSRs. The temporary noise barrier should have no gaps or opening at joints. The Contractor should regularly inspect and maintain the noise barrier to ensure its effectiveness. |   | shown in Figure 8.2 of the EIA / during construction  |                         |                        |   |   | Technical Memorandum on EIA Process  |
| 8.6.9   | 6.8.9    | For the construction works which have the potential to exceed the noise standards on nearby NSR and whose line of sight cannot be effectively blocked by the temporary noise barrier, movable (mobile) barriers should be provided. Movable barriers of at least 2.5 m height with a small cantilevered upper portion and skid footing can be located within a few meters of stationary plant (e.g. generator) and within about 5 m or more of a mobile equipment (e.g. excavator), such that the line of sight to the NSR is blocked by the barriers.   | To protect NSRs from noise during construction                        | All works site for NSRs whose line of sight cannot be effectively blocked by the temporary noise barriers / during construction | Construction Contractor | √                      |   |   | Environmental Impact Assessment Ordinance<br>Technical Memorandum on EIA Process |

| EIA Ref | EM&A Ref | Recommended Mitigation Measures  | Objectives of the Recommended Measures and Main Concerns to addressed | Location / Timing                    | Implementation Agent    | Implementation Stages* |   |   | Relevant Legislation & Guidelines  |
|---------|----------|--|---|--------------------------------------|-------------------------|------------------------|---|---|--|
|         |          |  |   |                                      |                         | D                      | C | O |  |
| 8.6.13  | 6.8.13   | <p><i>Good Site Practices</i></p> <p>In general, potential construction noise impact can be minimised or avoided by imposing a combination of the following good site practices as mitigation measures:</p> <p>(a) Only well-maintained plant should be operated on-site and plant should be serviced regularly during the construction period.</p> <p>(b) Construction plant should be sited away from NSRs.</p> <p>(c) Machines and plant that may be in intermittent use should be shut down between works periods or should be throttled down to a minimum.</p> <p>(d) Equipment known to emit sound strongly in one direction should be orientated such that the noise is directed away from nearby NSRs.</p> <p>(e) Material stockpiles and other structures (such as site offices) should be effectively utilised to shield on-site construction activities.</p> <p>(f) The Contractor shall devise, arrange methods of working and carrying out the works in such manner as to minimise noise impacts on the surrounding environment, and shall provide experienced personnel with suitable training to ensure that these measures are implemented properly.</p> <p>(g) In the event that new schools are built near</p> | To protect NSRs from noise during construction                        | All works site / during construction | Construction Contractor |                        | √ |   | Environmental Impact Assessment Ordinance<br>Technical Memorandum on EIA Process |

| EIA Ref | EM&A Ref | Recommended Mitigation Measures   | Objectives of the Recommended Measures and Main Concerns to addressed                    | Location / Timing                    | Implementation Agent                                | Implementation Stages* |   |   | Relevant Legislation & Guidelines  |
|---------|----------|---|--|--------------------------------------|---|------------------------|---|---|--|
|         |          |   |  |                                      |   | D                      | C | O |  |
|         |          | the works area, the Contractor should minimize construction noise exposure to the schools (especially during examination periods). The Contractor should liaise with the school and the Examination Authority to ascertain the exact dates and times of all examination periods during the course of the contract and to avoid noisy activities during these periods.   |  |                                      |   |                        |   |   |  |
| 8.6.16  | 6.8.16   | <i>Public Relations Strategy</i><br>To maintain an effective communication channel with the public, a 24-hour hotline system should be established by the project office for the Contractor to receive any enquiry and complaint lodged by the public in respect of the Project. Upon receipt of enquiry / complaint, the Contractor (or its Environmental Team) should investigate the causes of the incident and take the appropriate action to rectify the situation. Periodic newsletters, information leaflets, notices or other means of communication should be provided to the affected villages, communities, and residents advising them the current progress, the schedule of works in future, the potential environmental impacts arising from the works and the corresponding mitigation measures. It is considered that such a close relation between the local communities and the project site office could ensure speedy resolution of any | To promote good public relation and maintain effective communication during construction | All works site / during construction | Project Office (Engineer) & Construction Contractor | √                      |   |   | Environmental Impact Assessment Ordinance<br>Technical Memorandum on EIA Process |

| EIA Ref | EM&A Ref | Recommended Mitigation Measures  | Objectives of the Recommended Measures and Main Concerns to addressed   | Location / Timing                    | Implementation Agent    | Implementation Stages* |   |   | Relevant Legislation & Guidelines  |
|---------|----------|--|---|--------------------------------------|-------------------------|------------------------|---|---|--|
|         |          |  |   |                                      |                         | D                      | C | O |  |
| 8.6.19  | 6.8.17   | environmental non-compliance and maintain an environmental standard acceptable to the local communities during construction.<br><br>All the above construction noise mitigation measures should be implemented by the Contractor during the construction phase of the works. The location of the temporary noise barriers (including any mobile barriers) should be further reviewed by the Contractor during the construction stage based on the latest construction programme and contemporary conditions, including any changes with respect to NSRs. The Contractor should design, construct, operate and maintain the mitigation measures throughout the construction stage and as required by the Engineer. Before commencement of the works, the Contractor should submit to the Engineer for approval (as part of their method statement) details of the mitigation measures to be employed under the works. The Contractor's proposed mitigation measures should also be certified by the ET Leader and verified by the IEC to ensure the intended noise reduction effectiveness can be achieved. | To protect NSRs from noise during construction and to ensure the Contractor will properly implement the mitigation measures | All works site / during construction | Construction Contractor |                        | √ |   | Environmental Impact Assessment Ordinance<br><br>Technical Memorandum on EIA Process |

\* D=Design, C=Construction, O=Operation  
N/A Not applicable