



AUES JOB No.: TCS00715/14

TUEN MUN - CHEK LAP KOK LINK  
CONTRACT NO. HY/2013/12 –  
NORTHERN CONNECTION TOLL PLAZA AND  
ASSOCIATED WORKS

10<sup>TH</sup> MONTHLY ENVIRONMENTAL MONITORING AND  
AUDIT (EM&A) REPORT – AUGUST 2015

PREPARED FOR  
CRBC AND KADEN JOINT VENTURE

Date	Reference No.	Prepared By	Certified By
11 September 2015	TCS00715/14/600/R00126v2	 Nicola Hon (Environmental Consultant)	 T.W. Tam (Environmental Team Leader)

Ref.: HYDHZMBEEM00\_0\_3367L.15

14 September 2015

AECOM  
Supervising Officer Representative's Office  
No. 8 Mong Fat Street, Tuen Mun,  
New Territories, Hong Kong

By Fax (2293 6300) and By Post

Attention: Mr. Roger Man

Dear Roger,

**Re: Agreement No. CE 48/2011 (EP)  
Environmental Project Office for the  
HZMB Hong Kong Link Road, HZMB Hong Kong Boundary Crossing  
Facilities, and Tuen Mun-Chek Lap Kok Link – Investigation**

**Contract No. HY/2013/12 TM-CLKL Northern Connection Toll Plaza and  
Associated Works  
Monthly EM&A Report for August 2015 (EP-354/2009/D)**

Reference is made to the Monthly Environmental Monitoring and Audit (EM&A) Report (August 2015) (AUES reference: TCS00715/14/600/R00126v2 dated 11 September 2015) certified by the ET Leader and provided to us via e-mail on 11 Sep. 2015.

We are pleased to inform you that we have no adverse comments on the captioned monthly EM&A report. We write to verify the captioned submission in accordance with Condition 4.4 of EP-354/2009/D.

Thank you for your attention. Please do not hesitate to contact the undersigned or the ENPO Leader Mr. Y. H. Hui should you have any queries.

Yours sincerely,



F. C. Tsang  
Independent Environmental Checker  
Tuen Mun – Chek Lap Kok Link

c.c. HyD – Mr. Stephen Chan (By Fax: 3188 6614)  
HyD – Mr. Matthew Fung (By Fax: 3188 6614)  
AECOM – Mr. Conrad Ng (By Fax: 3922 9797)  
AUES – Mr. T. W. Tam (By Fax: 2959 6079)  
CRBC – Kaden JV – Ms. Winnie Chu (By Fax: 2253 8399)

Internal: DY, YH, LP, CL, ENPO Site

Q:\Projects\HYDHZMBEEM00\02\_Proj\_Mgt\02\_Corr\HYDHZMBEEM00\_0\_3367L.15.docx

**EXECUTIVE SUMMARY**

ES01 This is the 10<sup>th</sup> Monthly EM&A Report presenting the monitoring results and inspection findings for the period from **1 to 31 August 2015** (hereinafter ‘the Reporting Period’).

**SUMMARY OF EM&A ACTIVITIES FOR THE REPORTING PERIOD**

ES02 The EM&A activities conducted in the Reporting Period are summary in below:-

- 24-hours TSP of Air Quality Monitoring – **50 events**
- 1-hour TSP of Air Quality Monitoring – **150 events**
- Cultural heritage Inspection – **4 events**
- Landfill Gas Monitoring – **26 days**
- Landscape & Visual Monitoring – **4 events**
- Environmental Site Inspection – **4 events**

**BREACH OF ACTION AND LIMIT (A/L) LEVELS**

ES03 In the Reporting Period, no exceedances of 1-hour and 24-hour TSP were recorded according to the measurement results by the ET of Contract HY/2012/08. The summary of breach of air quality performance is shown below.

Environmental Aspect	Monitoring Parameters	Action Level	Limit Level	Event & Action		
				NOE Issued	Investigation	Corrective Actions
Air Quality	1-hour TSP	0	0	0	0	0
	24-hour TSP	0	0	0	0	0

ES04 No noise complaints were received in the Reporting Period.

ES05 Landfill gas monitoring was conducted at the construction of Retaining Wall B and Retaining Wall F by the Safety Officer. The monitoring results shown no exceedances were triggered.

ES06 Site inspection for landscape and visual was conducted on weekly basis by the Landscape Architect to ensure the compliance with the intended aims of the mitigation measures. Most of the landscape works such as planting was not yet commenced.

**SITE INSPECTION**

ES07 In the Reporting Period, joint site inspection by the RE, ET and the Contractor was carried out on **4<sup>th</sup>, 11<sup>th</sup>, 18<sup>th</sup> and 25<sup>th</sup> August 2015** and the IEC has attended the joint site inspection on **25<sup>th</sup> August 2015**. No non-compliance was recorded during the site inspection but 5 observations and 6 reminders were recorded.

ES08 Inspection for Pitcher Plants of ecology and grave of culture heritage were also carried out during the weekly site inspection.

**ENVIRONMENTAL COMPLAINT**

ES09 In the Reporting Period, one (1) environmental complaint was received via 1823 hotline on 3 August 2015 regarding the soil/ muddy water caused by frequent dump trucks in Lung Mun Road and River Trade Terminal. Investigation report for the complaint has been conducted by the ET.

ES10 In last Reporting Period, a complaint about milky water discharged from the construction site into Butterfly Beach was received on 28 July 2015. The investigation report (IR), including the status of improvement works/ mitigation measures, has been submitted by the Contractor and agreed by the EPD.

ES11 The statistical summary of environmental complaints is summarized in the following table.

Reporting Period	Environmental Complaint Statistics	
	Frequency	Cumulative
Since project commencement	0	1
August 2015	1	2

#### NOTIFICATION OF SUMMONS AND SUCCESSFUL PROSECUTIONS

ES12 No environmental summons or successful prosecutions were recorded in the Reporting Period.

#### REPORTING CHANGE

ES13 No reporting changes were made in the Reporting Period.

#### FUTURE KEY ISSUES

ES14 During wet season, muddy water or other water pollutants from site surface runoff into the public areas will be key environment issue. Special attention should be paid on the water quality mitigation measures to prevent surface runoff flow to public area.

ES15 As dry season is approaching, air quality mitigation measures such as watering of site area for 12 times per day and covering of exposed slopes should be implemented to reduce construction dust impact as recommended in the EMIS.

ES16 It was reminded that good housekeeping practice should be maintained. Mosquito control measures should be properly implemented to prevent mosquito breeding on site especially after rain.

## TABLE OF CONTENTS

<b>1</b>	<b>INTRODUCTION</b>	<b>1</b>
1.1	CONTRACT BACKGROUND	1
1.2	REPORT STRUCTURE	1
<b>2</b>	<b>CONTRACT ORGANIZATION AND CONSTRUCTION PROGRESS AND ENVIRONMENTAL SUBMISSIONS</b>	<b>2</b>
2.1	CONTRACT ORGANIZATION	2
2.2	CONSTRUCTION PROGRESS	2
2.3	SUMMARY OF ENVIRONMENTAL SUBMISSIONS	2
<b>3</b>	<b>SUMMARY OF IMPACT MONITORING REQUIREMENTS UNDER THE CONTRACT</b>	<b>3</b>
3.1	GENERAL	3
3.2	AIR QUALITY MONITORING	3
3.3	MONITORING LOCATION	3
3.4	MONITORING FREQUENCY	3
3.5	MONITORING EQUIPMENT	4
3.6	DERIVATION OF ACTION/LIMIT (A/L) LEVELS	5
3.7	OTHER ENVIRONMENTAL ASPECTS	5
3.8	MONITORING SCHEDULE	6
<b>4</b>	<b>AIR QUALITY MONITORING</b>	<b>7</b>
4.1	GENERAL	7
4.2	AIR QUALITY MONITORING RESULTS IN REPORTING PERIOD	7
4.3	ACTION AND LIMIT (A/L) LEVELS EXCEEDANCE	7
4.4	AIR QUALITY EXCEEDANCE INVESTIGATION	7
<b>5</b>	<b>ECOLOGY MONITORING</b>	<b>8</b>
5.1	GENERAL	8
5.2	PITCHER PLANTS INSPECTION	8
<b>6</b>	<b>CULTURAL HERITAGE</b>	<b>9</b>
6.1	GENERAL	9
6.2	GRAVE INSPECTION	9
<b>7</b>	<b>LANDSCAPE AND VISUAL</b>	<b>10</b>
7.1	GENERAL	10
7.2	LANDSCAPE AND VISUAL INSPECTION	10
<b>8</b>	<b>LANDFILL GAS HAZARD MONITORING</b>	<b>11</b>
8.1	GENERAL	11
8.2	LANDFILL GAS MONITORING RESULT	11
<b>9</b>	<b>WASTE MANAGEMENT</b>	<b>13</b>
9.1	GENERAL WASTE MANAGEMENT	13
9.2	RECORDS OF WASTE QUANTITIES	13
<b>10</b>	<b>INSPECTION AND AUDIT</b>	<b>14</b>
10.1	SITE INSPECTION	14
<b>11</b>	<b>ENVIRONMENTAL COMPLAINT AND NON-COMPLIANCE</b>	<b>16</b>
11.1	ENVIRONMENTAL COMPLAINT, SUMMONS AND PROSECUTION	16
<b>12</b>	<b>IMPLEMENTATION STATUS OF MITIGATION MEASURES</b>	<b>18</b>
12.1	GENERAL REQUIREMENTS	18
12.2	TENTATIVE CONSTRUCTION ACTIVITIES IN THE COMING MONTH	18
12.3	KEY ENVIRONMENTAL ISSUES FOR THE COMING MONTH	19
<b>13</b>	<b>CONCLUSIONS AND RECOMMENDATIONS</b>	<b>20</b>
13.1	CONCLUSIONS	20
13.2	RECOMMENDATIONS	20

**LIST OF TABLES**

TABLE 2-1	STATUS OF ENVIRONMENTAL LICENSES AND PERMITS OF THE CONTRACT
TABLE 3-1	AIR QUALITY MONITORING STATIONS UNDER THE CONTRACT
TABLE 3-2	ENHANCED TSP MONITORING PLAN – CONSTRUCTION PHASE
TABLE 3-3	ACTION AND LIMIT LEVELS FOR IMPACT AIR QUALITY MONITORING
TABLE 4-1	SUMMARY OF AIR QUALITY MONITORING EXCEEDANCE
TABLE 8-1	SUMMARY OF LANDFILL GAS MEASUREMENT RESULTS
TABLE 9-1	SUMMARY OF QUANTITIES OF INERT C&D MATERIALS
TABLE 9-2	SUMMARY OF QUANTITIES OF C&D WASTES
TABLE 10-1	SITE OBSERVATIONS FOR THE CONTRACT
TABLE 10-2	OUTSTANDING ITEMS IN SITE INSPECTION OF PREVIOUS REPORTING PERIOD
TABLE 11-1	STATISTICAL SUMMARY OF ENVIRONMENTAL EXCEEDANCE
TABLE 11-2	STATISTICAL SUMMARY OF ENVIRONMENTAL COMPLAINTS
TABLE 11-3	STATISTICAL SUMMARY OF ENVIRONMENTAL SUMMONS
TABLE 11-4	STATISTICAL SUMMARY OF ENVIRONMENTAL PROSECUTION
TABLE 12-1	ENVIRONMENTAL MITIGATION MEASURES

**LIST OF APPENDICES**

APPENDIX A	PROJECT LAYOUT PLAN
APPENDIX B	LAYOUT PLAN OF THE CONTRACT
APPENDIX C	ORGANIZATION OF THE CONTRACT
APPENDIX D	THREE MONTHS ROLLING PROGRAMME
APPENDIX E	MONITORING LOCATIONS FOR THE CONTRACT
APPENDIX F	EVENT AND ACTION PLAN
APPENDIX G	MONITORING SCHEDULE
APPENDIX H	CALIBRATION CERTIFICATES OF MONITORING EQUIPMENT
APPENDIX I	LANDFILL GAS MONITORING RESULTS AND GRAPHICAL PLOTS
APPENDIX J	INVESTIGATION REPORT FOR EXCEEDANCE
APPENDIX K	CHECKLIST FOR LANDSCAPE AND VISUAL MONITORING
APPENDIX L	MONTHLY SUMMARY WASTE FLOW TABLE
APPENDIX M	ENVIRONMENTAL MITIGATION AND ENHANCEMENT MEASURES IMPLEMENTATION SCHEDULE (EMIS)
APPENDIX N	CUMULATIVE STATISTICS ON EXCEEDANCE AND COMPLAINT
APPENDIX O	INVESTIGATION REPORT FOR THE COMPLAINT
APPENDIX P	INSPECTION CHECKLIST FOR VULNERABLE TO CONTAMINATED WATER DISCHARGE

## 1 INTRODUCTION

### 1.1 CONTRACT BACKGROUND

1.1.1 CRBC-Kaden Joint Venture (hereafter “CRBC-Kaden JV”) is commissioned by the Highways Department (HyD) as the Main Contractor of the Contract No. HY/2013/12 – Northern Connection Toll Plaza and Tunnel Section ((hereafter “the Contract”) and this Contract is part of the Tuen Mun – Chek Lap Kok Link (TM-CLK Link Project). TM-CLK Link Project is a Designated Project under Environmental Permit number EP-354/2009/D issued on 13 March 2015. The layout Plan of the Project and the Contract are showed in *Appendix A* and *B* respectively.

1.1.2 The construction works of the Contract mainly include:-

- a. construction of an approximately 5.4 hectares toll plaza and an associated footbridge;
- b. construction of associated carriageways including approximately 0.74 kilometre land viaducts, and an approximately 230 metres vehicular underpass to connect the toll plaza and the roundabout at Lung Mun Road/Lung Fu Road;
- c. site formation for the construction of the toll plaza, including associated slope works and natural terrain hazard mitigation measures;
- d. modification and realignment of the existing Lung Mun Road and Lung Fu Road; and
- e. associated waterworks, drainage, sewerage and landscaping works, etc..

1.1.3 This is 10<sup>th</sup> monthly EM&A report presenting the monitoring results and inspection findings for period from 1 to 31 August 2015.

### 1.2 REPORT STRUCTURE

1.2.1 The Monthly Environmental Monitoring and Audit (EM&A) Report is structured into the following sections:-

*Section 1 Introduction*

*Section 2 Contract Organization and Construction Progress and Environmental Submissions*

*Section 3 Summary of Impact Monitoring Requirements under the Contract*

*Section 4 Air Quality Monitoring*

*Section 5 Ecology Monitoring*

*Section 6 Cultural Heritage*

*Section 7 Landscape and Visual*

*Section 8 Landfill gas hazard Monitoring*

*Section 9 Waste Management*

*Section 10 Inspections and Audit*

*Section 11 Environmental Complaints and Non-Compliance*

*Section 12 Implementation Status of Mitigation Measures*

*Section 13 Conclusions and Recommendations*

**2 CONTRACT ORGANIZATION AND CONSTRUCTION PROGRESS AND ENVIRONMENTAL SUBMISSIONS****2.1 CONTRACT ORGANIZATION**

2.1.1 The Contract organization and contact details of key personnel are shown in *Appendix C*.

**2.2 CONSTRUCTION PROGRESS**

2.2.1 In the Reporting Period, the major construction activity conducted under the Contract is summarized in below. The three months rolling programme of the Contract is enclosed in *Appendix D*.

- Instrumentation and Monitoring
- Site Formation – Retaining Structure for Slope TP\_F, TP\_G, TP\_A and Associated Works, TP\_B and Associated Works, TP\_C and Associated Works, TP\_D and Associated Works, TP\_E and Associated Works and Upgrading Works
- Toll Plaza Decking TD1, TD2
- Toll Plaza Footbridge-Section 1
- Retaining Structure RW\_B-Section 1, RW\_A
- Bridge G1, G2, Bridge H1
- Sewer Culvert 1 (TBM) – Stage 4, Culvert 2 & Culvert 3 and Existing Box Culvert
- Natural Terrain Hazard Mitigation Measures
- Vehicular Underpass TN-01
- Road and Drainage Works for Lung Fu Road Roundabout

**2.3 SUMMARY OF ENVIRONMENTAL SUBMISSIONS**

2.3.1 The environmental submissions under the EP requirement had been submitted to the EPD and they are listed in below:

- Monitoring Plan on Construction Dust (submission refer to Contract HY/2012/08)
- Landscape and Visual Plan (not yet endorsed by EPD)
- Waste Management Plan (endorsed by EPD on 16 March 2015)
- Baseline Monitoring Report (not yet endorsed by EPD)

2.3.2 Summary of environmental permits, licenses and notifications for the Contract is presented in *Table 2-1*.

**Table 2-1 Status of Environmental Licenses and Permits of the Contract**

No.	Type of Permit/ License	Submission Date	Reference/ License No.	Date of Issue	Date of Expiry
1	Air pollution Control (Construction Dust) Regulation	06-08-2014	377719	06-08-2014	N/A
2	Chemical Waste Producer Registration - Waste Producers Number	06-08-2014	5117422C389301	03-09-2014	N/A
3	Water Pollution Control Ordinance - Discharge License	13-08-2014	WT00020065-2014	29-09-2014	30-09-2019
4	Waste Disposal Regulation - Billing Account for Disposal of Construction Waste	21-07-2014	7020460	01-08-2014	N/A
5	CNP for Multiple Task	24-04-2015	GW-RW0225-15	13-05-2015	04-11-2015
6	CNP for MH5	05-05-2015	GW-RW0226-15	18-05-2015	17-11-2015
7	Permission to Transplant Pitcher Plant	15-6-2015	(30) in AF CON 11/13 pt.4	23-6-2015	22-12-2015
8	Variation of Effluent Discharge License	19-08-2015	Under application		



### 3 SUMMARY OF IMPACT MONITORING REQUIREMENTS UNDER THE CONTRACT

#### 3.1 GENERAL

3.1.1 The major construction activities under the Contract are land-based and no marine work will be involved. In accordance with the Project EM&A Manual requirements, the environmental aspects under the Contract shall be included air quality, ecological, cultural heritage, landscape and visual, landfill gas and site inspection during construction period. In addition, audit of the contractor's implementation of the construction noise and land-based water quality pollution control measures are also required for the Contract.

3.1.2 A summary of construction phase EM&A requirements are presented in the sub-sections below.

#### 3.2 AIR QUALITY MONITORING

3.2.1 The construction phase monitoring air quality shall cover the following parameters:

- 1-hour TSP; and
- 24-hour TSP

#### 3.3 MONITORING LOCATION

3.3.1 The air quality monitoring stations for impact monitoring are listed in *Table 3-1* and illustrated in *Appendix E*.

**Table 3-1 Air Quality Monitoring Stations under the Contract**

ID	Location	Air monitoring station Description
ASR1	Tuen Mun Fireboat Station	EM&A Manual
ASR5	Pillar Point Fire Station	EM&A Manual
AQMS1	Previous River Trade Golf	Enhanced TSP Level under EP condition 2.4
ASR6	Butterfly Beach Laundry	Enhanced TSP Level under EP condition 2.4
ASR10	Butterfly Beach Park	Enhanced TSP Level under EP condition 2.4

#### 3.4 MONITORING FREQUENCY

3.4.1 As per Condition 2.4 of the EP of TM-CLKL, an enhanced monitoring plan on TSP level at Tuen Mun ("the Enhanced TSP Monitoring Plan") is required to be submitted to the DEP for approval at least 1 month before the commencement of construction of the Project. Details of the Enhanced TSP Monitoring Plan under Contract No. HY/2012/08 could be found from the project website. The air quality monitoring work under this Contract will follow the monitoring requirement of enhanced TSP monitoring under the project.

3.4.2 The air quality monitoring requirements for the Contract is summarized in *Table 3-2*.

**Table 3-2 Enhanced TSP Monitoring Plan – Construction Phase**

Condition	Monitoring Parameter	Monitoring Location	Frequency	Monitoring Requirement
General	1-hour TSP	ASR1, ASR5, AQMS1, ASR6, ASR10	3 times per day every six days	Throughout the Northern Connection, toll plaza and tunnel buildings construction works
	24-hour TSP	ASR1, ASR5, AQMS1, ASR6, ASR10	Daily every six days	
Special	1-hour TSP	ASR1, ASR5, AQMS1, ASR6, ASR10	3 times per day every three days	<b><u>Northern Connection</u></b> During excavation works for launching shaft, excavation work for Cut and Cover Tunnel and Cut and Cover Tunnel Construction
	24-hour TSP	ASR1, ASR5, AQMS1, ASR6, ASR10	Daily every three days	

Condition	Monitoring Parameter	Monitoring Location	Frequency	Monitoring Requirement
				<p><b><u>Toll Plaza</u></b> During excavation, slope works, construction of road and superstructures and wind erosion from open sites and stockpiling areas</p> <p><b><u>Tunnel Buildings</u></b> During excavation, foundation works, construction of superstructures and wind erosion from open sites and stockpiling areas</p>

### 3.5 MONITORING EQUIPMENT

- 3.5.1 The 24-hour and 1-hour TSP levels shall be measured by following the standard high volume sampling method as set out in the *Title 40 of the Code of Federal Regulations, Chapter 1 (Part 50), Appendix B*.
- 3.5.2 A high volume sampler in compliance with the following specifications shall be used for carrying out the 1-hr and 24-hr TSP monitoring:
- (i) 0.6-1.7 m<sup>3</sup>/min (20-60 SCFM) adjustable flow range;
  - (ii) equipped with a timing/control device with +/- 5 minutes accuracy for 24 hours operation;
  - (iii) installed with elapsed-time meter with +/- 2 minutes accuracy for 24 hours operation;
  - (iv) capable of providing a minimum exposed area of 406 cm<sup>2</sup> (63 in<sup>2</sup>);
  - (v) flow control accuracy: +/- 2.5% deviation over 24-hr sampling period;
  - (vi) equipped with a shelter to protect the filter and sampler;
  - (vii) incorporated with an electronic mass flow rate controller or other equivalent devices;
  - (viii) equipped with a flow recorder for continuous monitoring;
  - (ix) provided with a peaked roof inlet;
  - (x) equipped with a manometer;
  - (xi) able to hold and seal the filter paper to the sampler housing in a horizontal position;
  - (xii) easy to change the filter; and
  - (xiii) capable of operating continuously for 24-hr period.
- 3.5.3 Calibration of dust monitoring equipment shall be conducted by the ET upon installation and in bi-monthly intervals during construction phase. The transfer standard shall be traceable to the internationally recognized primary standard and be calibrated annually. The calibration data shall be properly documented for future reference by concerned parties, such as the IEC. All the data shall be converted into standard temperature and pressure condition.
- 3.5.4 The filter paper of 24-hour TSP measurement shall be determined by HOKLAS accredited laboratory.
- 3.5.5 If the ET proposes to use a direct reading dust meter to measure 1-hr TSP levels on an ad hoc basis, he shall submit sufficient information to the IEC to prove that the instrument is capable of achieving a comparable result as that the High Volume Sampler (HVS) and may be used for the 1-hr sampling. The instrument should also be calibrated regularly and the 1-hr sampling shall be checked periodically by the HVS to check the validity and accuracy of the results measured by the direct reading method.
- 3.5.6 According to the Project EM&A Manual, wind data monitoring equipment shall also be provided and set up for logging wind speed and wind direction near the dust monitoring

locations. The equipment installation location shall be proposed by the ET and agreed with the IEC. For installation and operation of wind data monitoring equipment, the following points shall be observed:

- (i) the wind sensors should be installed on masts at an elevated level 10 m above ground so that they are clear of obstructions or turbulence caused by the buildings;
- (ii) the wind data should be captured by a data logger to be down-loaded for processing at least once a month;
- (iii) the wind data monitoring equipment should be re-calibrated at least once every six months; and
- (iv) wind direction should be divided into 16 sectors of 22.5 degrees each.

### 3.6 DERIVATION OF ACTION/LIMIT (A/L) LEVELS

3.6.1 The baseline monitoring results formed the basis for determining the air quality criteria for the impact monitoring. The ET shall compare the impact monitoring results with air quality criteria set up for 24-hour TSP and 1-hour TSP. Based on results of the approved Baseline Monitoring Report of HyD Contract HY/2012/08, the Action and Limit Levels for impact dust monitoring are shown in *Tables 3-3*.

**Table 3-3 Action and Limit Levels for Impact Air Quality Monitoring**

Air Quality Monitoring Stations	24-hour TSP ( $\mu\text{g}/\text{m}^3$ )		1-hour TSP ( $\mu\text{g}/\text{m}^3$ )	
	Action Level	Limit Level	Action Level	Limit Level
ASR1	213	260	331	500
ASR5	238	260	340	500
AQMS1	213	260	335	500
ASR6	238	260	338	500
ASR10	214	260	337	500

3.6.2 Should non-compliance of the environmental quality criteria occurs, remedial actions will be triggered according to the Event and Action Plan which presented in *Appendix F*.

### 3.7 OTHER ENVIRONMENTAL ASPECTS

#### Noise

3.7.1 The TM-CLKL EIA study stated that no existing noise sensitive receiver (NSR) was identified within the Study Area at Tuen Mun. Therefore, no noise monitoring is required for the construction phase of the Contract.

3.7.2 Regular site inspections and audits will be carried out during the construction phase in order to confirm the construction works under the Contract comply with the regulatory noise requirements.

#### Water Quality

3.7.3 No marine works will be undertaken under the Contract. Therefore, no water quality monitoring is required for the construction phase of the Contract.

#### Ecology

3.7.4 No marine works will be undertaken under the Contract and generated marine ecological impact, no dolphin monitoring is required for the construction phase of the Contract.

3.7.5 During construction phase, the ET will perform Pitcher Plants inspection at least once every week to report the growth condition and protection measures.

#### Landscape and Visual

3.7.6 Measures to mitigate landscape and visual impact during construction should be checked and monitored by a Registered Landscape Architect to ensure compliance with the intended aims

of the mitigation measures in accordance with the EM&A Manual.

**Cultural Heritage**

- 3.7.7 Grave G1 as a heritage resource is situated near the proposed toll plaza in Tuen Mun. Site inspections should be undertaken at least once per week throughout the construction period to ensure compliance with the intended aims of recommended mitigation measures.

**Landfill Gas**

- 3.7.8 During EIA study, landfill gas hazards are likely to be generated from the Pillar Point Valley (PPV) Landfill. Landfill gas monitoring is recommended during construction of the Contract to ensure the works area is free of landfill gas before the worker entered the concerned area.

**3.8 MONITORING SCHEDULE**

- 3.8.1 The monitoring schedule for L&V and landfill gas for the present and next reporting period are presented in ***Appendix G***.

**4 AIR QUALITY MONITORING****4.1 GENERAL**

4.1.1 The air quality impact monitoring and enhanced Total Suspended Particulates (TSP) level monitoring at five proposed locations are currently carried out by the ET of Contract HY/2012/08. Sharing of impact air quality monitoring data between HY/2012/08 and HY/2013/12 is agreed by all relevant parties. The Contract is not required to conduct its own dust monitoring exercise until the Contract HY/2012/08 ends.

**4.2 AIR QUALITY MONITORING RESULTS IN REPORTING PERIOD**

4.2.1 In the Reporting Period, 1-hour and 24-hour TSP monitoring at the five proposed locations are continued to perform by the ET of Contract HY/2012/08. Therefore, no air quality monitoring was conducted by the ET of Contract HY/2013/12. Details information of air quality monitoring results could be referred to the Monthly EM&A Reports of the Contract HY /2012 /08 (**August 2015**).

**4.3 ACTION AND LIMIT (A/L) LEVELS EXCEEDANCE**

4.3.1 According to the air quality monitoring result provided by Contract HY/2012/08, no exceedances in 1-hour and 24-hour TSP were recorded in the Reporting Period. No Notification on Exceedances (NOEs) was issued by the ET of Contract HY/2012/08. The summary of air quality exceedance in the Reporting Period is shown in **Table 4-1**.

**Table 4-1 Summary of Air Quality Monitoring Exceedance**

Date of Exceedance	Monitoring Station	Air Quality Parameter	Result	Exceed
NA	NA	NA	--	--

**4.4 AIR QUALITY EXCEEDANCE INVESTIGATION**

4.4.1 No investigation for exceedance is required for the Reporting Period.

## 5 ECOLOGY MONITORING

### 5.1 GENERAL

5.1.1 According to the EM&A Manual requirements, regularly inspection for Pitcher Plants shall be conducted at least once every week to report the protection measure of the Pitcher Plants during construction period.

### 5.2 PITCHER PLANTS INSPECTION

5.2.1 In the Reporting Period, inspections for implementation status of mitigation measures for the Pitcher Plants were carried out by the ET on **4<sup>th</sup>, 11<sup>th</sup>, 18<sup>th</sup> and 25<sup>th</sup> August 2015**. Trial transplantation of pitcher plant from the nursery site to final receptor site was carried out on 15 April 2015 and a total of 5% of pitcher plant was transplanted. Transplantation of remaining 95% was schedule in September 2015 tentatively.

5.2.2 During weekly site inspection at the nursery zone, the transplanted Pitcher Plants were observed in fair to poor condition. No construction activities were conducted nearby the nursery zone and the Pitcher Plants were protected properly. Moreover, no repair or maintenance is required for the protected facilities such as scaffold structure and chain link fence.

5.2.3 Random checking was performed for the protected areas Zones 8, 9 and 10 during the weekly site inspections. The Pitcher Plants at the protected areas was protected properly and the growth also was in fair to poor condition. Moreover, no construction activities were carried out nearby the protected areas of Pitcher Plants. The condition of chain link fence is good and no repair or maintenance is required.

## 6 CULTURAL HERITAGE

### 6.1 GENERAL

6.1.1 According to the EM&A Manual requirements, regular inspection for heritage resource, Grave G1, shall be audited by the ET at least once every week to ensure recommended mitigation measures implemented during construction period. The aim of the survey is to prevent any possible damage to the grave and to ensure the proposed mitigation measures are implemented. The broad scope of the audit will involve supervision of the following:

- Non-contact effects of the engineering works, such as vibration from pneumatic drills which could cause damage, such as foundation or wall cracks and loosening of tiles or fixtures; and
- Contact between the historic structures and equipment and materials associated with the engineering works.

6.1.2 Specifically, the monitoring programme will entail the following tasks:

- The extent of the agreed works areas should be regularly checked during the construction phase to ensure the buffer is being maintained; and
- Ensure no stockpiling or equipment storage is affecting the structure.

6.1.3 In the event of non-compliance the responsibilities of the relevant parties is detailed in the Event/ Action Plan in *Appendix F*.

### 6.2 GRAVE INSPECTION

6.2.1 In the Reporting Period, Grave G1 of inspection was undertaken on 4<sup>th</sup>, 11<sup>th</sup>, 18<sup>th</sup> and 25<sup>th</sup> August 2015. Each inspection observed that buffer zone has maintained between the working area and the Grave. The nearby areas were cleanness and no construction materials or equipment was stored to nearby it.

6.2.2 Accordingly, the Contractor has had fully implemented cultural heritage mitigation measures in accordance with the EM&A Manual requirements.

## 7 LANDSCAPE AND VISUAL

### 7.1 GENERAL

7.1.1 According to EM&A Manual requirements, monitoring of Contractor's operations during construction period to report on Contractor's compliance should be carried out on weekly basis. Measure to mitigate landscape and visual impact during construction should be checked and monitored by a Registered Landscape Architect to ensure compliance with the intended aims of the mitigation measures. Moreover, the progress of the engineering works shall be regularly reviewed on site to identify the earliest practical opportunities for the landscape works to be undertaken.

### 7.2 LANDSCAPE AND VISUAL INSPECTION

7.2.1 In the Reporting Period, site inspection for landscape and visual mitigation measures was undertaken on 7<sup>th</sup>, 14<sup>th</sup>, 21<sup>st</sup> and 28<sup>th</sup> August 2015 by the Registered Landscape Architect.

7.2.2 Most of the landscape works such as planting was not yet commenced. The detailed inspection checklists were provided in *Appendix K*.



**8 LANDFILL GAS HAZARD MONITORING****8.1 GENERAL**

8.1.1 During EIA study, landfill gas hazards are likely to be generated from the Pillar Point Valley (PPV) Landfill. Hence, regular landfill gas monitoring is recommended during construction of the proposed toll plaza.

8.1.2 During construction, a Safety Officer should be appointed to carry out the monitoring works. The monitoring frequency and areas to be monitored should be set down prior to commencement of ground-works either by the Safety Officer or an approved and appropriated qualified person. The routine monitoring should be carried out in all excavations, manholes, chambers, relocation of monitoring wells and any other confined spaces that may have been created. All measurements in excavations should be made with the extended monitoring tube located not more than 10 mm from the exposed ground surface. Monitoring should be performed properly to make sure that the area is free of landfill gas before any man enters in the area.

8.1.3 For excavations deeper than 1m, measurements should be carried out:

- at the ground surface before excavation commences;
- immediately before any worker enters the excavation;
- at the beginning of each working day for the entire period the excavation remains open; and
- periodically through the working day whilst workers are in the excavation.

8.1.4 For excavations between 300mm and 1m deep, measurements should be carried out:

- directly after the excavation has been completed; and
- periodically whilst the excavation remains open

8.1.5 For excavations less than 300mm deep, monitoring may be omitted, at the discretion of the Safety Officer (SO) or other appropriately qualified person.

8.1.6 To ensure the accuracy of the monitoring data, zeroing of the gas analyser shall be undertaken at the start of each day's monitoring. As advised by the SO, the gas analyser would be optimally calibrated by the self-test function to provide the most accurate result. The gas analyser is calibrated and certified by a laboratory accredited under HOKLAS or any other international accreditation scheme at yearly basis.

**8.2 LANDFILL GAS MONITORING RESULT**

8.2.1 In the Reporting Period, landfill gas monitoring was conducted at the construction of Retaining Walls B and F. Location of both Retaining Walls is illustrated in *Appendix E*. A BIOGAS 5000 gas analysis was used for the landfill gas monitoring and the valid calibration certificate is presented in *Appendix H*.

8.2.2 There were a total of **26** days monitoring were carried by the Safety Officer or an approved and qualified persons. The results of landfill gas measurement are summarized in *Table 8-1*. Moreover, database of monitoring result and graphical plot are attached in *Appendix I*.

**Table 8-1 Summary of Landfill Gas Measurement Results**

Landfill Gas Parameter	Action Level	Limit Level	Detectable at Retaining Wall B		Detectable at Retaining Wall F	
			Min	Max	Min	Max
<b>Methane</b>	>10% LEL (>0.5% v/v)	>20% LEL (>1% v/v)	0%	0.1%	0%	0.1%
<b>Oxygen</b>	<19%	<18%	21.1%	21.1%	21.1%	21.1%
<b>Carbon Dioxide</b>	>0.5%	>1.5%	0%	0.2%	0%	0.2%

- 8.2.3 The measurement results shown that slightly methane concentration was detected and oxygen concentration measured was over 21.0 % and Carbon Dioxide was between 0 and 0.2 %. No exceedance was triggered and therefore no corrective action was required accordingly.

**9 WASTE MANAGEMENT****9.1 GENERAL WASTE MANAGEMENT**

9.1.1 Waste management was carried out by an on-site Environmental Officer or an Environmental Supervisor from time to time. The effective management of waste arising during the construction phase will be monitored through the site audit programme. The aims of the waste audit are:

- to ensure the waste arising from the works are handled, stored, collected, transferred and disposed of in an environmentally acceptable manner; and
- to encourage the reuse and recycling of material.

9.1.2 In addition to the site inspections, the ET shall review the documentation procedures prepared by the Waste Coordinator once a week to ensure proper records are being maintained and procedures undertaken in accordance with the Waste Management Plan.

**9.2 RECORDS OF WASTE QUANTITIES**

9.2.1 All types of waste arising from the construction work are classified into the following:

- Construction & Demolition (C&D) Material;
- Chemical Waste;
- General Refuse; and
- Excavated Soil.

9.2.2 The quantities of wastes generated under the Contract in this Reporting Period are summarized in **Tables 9-1** and **9-2** and the Monthly Summary Waste Flow Table is shown in **Appendix L**. Whenever possible, materials were reused on-site as far as practicable.

**Table 9-1 Summary of Quantities of Inert C&D Materials**

Type of Waste	Quantity	Disposal Location
Reused in this Contract (Inert) (^000m <sup>3</sup> )	21.142	-
Reused in other Projects (Inert) (^000m <sup>3</sup> )	0	--
Disposal as Public Fill (Inert) (^000m <sup>3</sup> )	6.293	Tuen Mun Area 38

**Table 9-2 Summary of Quantities of C&D Wastes**

Type of Waste	Quantity	Disposal Location
Recycled Metal (^000kg)	0	-
Recycled Paper / Cardboard Packing (^000kg)	0	-
Recycled Plastic (^000kg)	0	-
Chemical Wastes (^000kg)	0	-
General Refuses (^000m <sup>3</sup> )	0.08	WENT

**10 INSPECTION AND AUDIT****10.1 SITE INSPECTION**

10.1.1 According to the approved EM&A Manual, the environmental site inspection shall be formulated by ET Leader on weekly basis to confirm the environmental performance of the construction site.

*Findings / Deficiencies During Reporting Period*

10.1.2 In the Reporting Period, joint site inspections to evaluate site environmental performance were carried out by the RE, ET and the Contractor on **4<sup>th</sup>, 11<sup>th</sup>, 18<sup>th</sup> and 25<sup>th</sup> August 2015**. No non-compliance was noted but **5** observations and **6** reminders were recorded during site inspection. Moreover, ENPO/IEC has attended joint site inspection on **25<sup>th</sup> August 2015**.

10.1.3 The findings / deficiencies observed during the weekly site inspection in the Reporting Period are listed in **Table 10-1**.

**Table 10-1 Site Observations for the Contract**

<b>Date</b>	<b>Findings / Deficiencies</b>	<b>Follow-Up Status</b>
4 August 2015	<ul style="list-style-type: none"> <li>Housekeeping should be improved at the works area near fire station. Also, sand bags and de-silting facilities should be provided to divert and treat the surface runoff before discharge from site.</li> <li>It was reminded that all discharge points should be maintained properly to prevent any discharge of turbid water.</li> <li>It was reminded that water spraying should be increased for dusty construction activities to reduce dust impact.</li> </ul>	<ul style="list-style-type: none"> <li>Housekeeping at the concerned works area was improved.</li> <li>Not required for reminder.</li> <li>Not required for reminder.</li> </ul>
11 August 2015	<ul style="list-style-type: none"> <li>Sand bags should be provided to prevent overflow of cumulated stagnant water into the storm water drainage.</li> <li>Free standing chemical containers without drip tray was observed. (Central Divider)</li> <li>It was reminded that earth bund should be provided to divert the surface runoff to the de-silting facilities. Also, the de-silting facilities should be installed ASAP. (Works area near fire station)</li> </ul>	<ul style="list-style-type: none"> <li>The cumulated stagnant water was cleared.</li> <li>Free standing chemical containers without drip tray were removed.</li> <li>Not required for reminder.</li> </ul>
18 August 2015	<ul style="list-style-type: none"> <li>Discharge of turbid water at the discharge point near site office was observed. The Contractor should improve the de-silting facilities and ensure the discharge water is complied with discharge license requirement.</li> <li>Sediment cumulated inside the storm water drainage near gate 2 was observed, the Contractor was reminded to clear the sediment to avoid flushing from site during rainstorm.</li> </ul>	<ul style="list-style-type: none"> <li>No turbidity water discharged from the de-silting facilities was observed.</li> <li>Not required for reminder.</li> </ul>
25 August 2015	<ul style="list-style-type: none"> <li>Free standing chemical containers without drip tray was observed. (Retaining Wall B)</li> <li>It was reminded that dust mitigation measures should be provided for the temporary stock pile area to reduce dust</li> </ul>	<ul style="list-style-type: none"> <li>Drip tray was provided for the oil drums.</li> <li>Not required for reminder.</li> </ul>

	impact. <ul style="list-style-type: none"> <li>It was reminded that Sediment cumulated inside the discharge point should be cleaned more frequency.</li> </ul>	<ul style="list-style-type: none"> <li>Not required for reminder.</li> </ul>
--	---	--

10.1.4 No outstanding deficiency was remained to be rectified in previous Reporting Period.

**Table 10-2 Outstanding Items in Site Inspection of previous Reporting Period**

Date	Findings / Deficiencies	Follow-Up Status
--	--	--

10.1.5 During wet season, muddy water or other water pollutants from site surface runoff into the public areas will be key environment issue. Water quality mitigation measures to prevent surface runoff into the public areas should be paid on special attention.

10.1.6 Furthermore, air quality mitigation measures such as watering of site area for 12 times per day and covering of exposed slopes should be implemented to reduce construction dust impact as recommended in the EMIS.

10.1.7 Moreover, good practice for daily housekeeping is reminded. In addition, clean-up of the waste skips and wastewater treatment system should be increased to ensure these facilities functional and effective.

10.1.8 Stagnant water should be removed as soon as possible after rain to prevent mosquito breeding on site.

*Inspection Checklist for Vulnerable to Contaminated Water Discharge*

10.1.9 Follow to the complain about discharge of milky water to Bufferfully Beach on 28 July 2015. The Contractor proposed to carry out bi-weekly inspections (weekly Safety and Environmental inspections plus weekly inspections by inspectorate team) for site areas that are vulnerable to incidental contaminated water discharge, such as wastewater treatment facilities and associated discharge points, drainage system inlets and outfalls.

10.1.10 In addition, specific inspections would also be conducted before and after adverse weather to ensure necessary remedial works would be carried out timely. Should incidental contaminated water discharge be found at the inlet of the associated drainage system, a specific inspection of the relevant drainage pipes would be conducted for traces of deposit, and follow up actions would be taken when necessary.

10.1.11 The bi-weekly inspection for vulnerable to contaminated water discharge was conducted by the Contractor on 28 August 2015. As requested by the EPD, the associated inspection checklist should be presented in the Monthly EM&A Report and it is shown in **Appendix P**.

**11 ENVIRONMENTAL COMPLAINT AND NON-COMPLIANCE****11.1 ENVIRONMENTAL COMPLAINT, SUMMONS AND PROSECUTION**

11.1.1 In the Reporting Period, no summons and prosecution under the EM&A Programme was lodged. Moreover, no exceedance of the environmental performance (Action / Limit Levels) was recorded for monitoring programme. However, one (1) environmental complaint was received and lodged for the Contract. Follow up actions have been undertaken by the Contractor to resolve the deficiencies. The details of complaint are listed below:-

- 3 August 2015 - A complaint was received via 1823 hotline on 3 August 2015. The complainant complained that the frequent dump trucks running along Lung Mun Road from Tuen Mun Area 38 Fill Bank and carriageway near River Trade Terminal causing soil/ muddy water on the road surface. The complainant requested the related department to follow.

11.1.2 During the complaint investigation work, the Contractor was co-operated with the ET in providing all the necessary information and assistance for completion of the investigation. Investigation report (IR) for the complaint has been conducted by the ET and agreed by the IEC. It was concluded that the complaint was not related to the works under the Contract. The IR of the complaint is shown in *Appendix O*.

11.1.3 In last Reporting Period, a complaint about milky water discharged from the construction site into Butterfly Beach was received on 28 July 2015. The investigation report (IR), including the status of improvement works/ mitigation measures, has been submitted by the Contractor and agreed by the EPD. The IR of the complaint conducted by the ET is shown in *Appendix O*.

11.1.4 The statistical summary table of environmental exceedance, complaint, summons and prosecution are presented in *Tables 11-1, 11-2, 11-3 and 11-4*.

**Table 11-1 Statistical Summary of Environmental Exceedance**

Reporting Period	Environmental Aspect / Parameter	Environmental Performance	Event Exceedance		
			Reporting Month	Previous Months	Cumulative
August 2015	Air Quality - 1-hr TSP	Action Level	0	4	4
		Limit Level	0	0	0
	Air Quality - 24-hr TSP	Action Level	0	0	0
		Limit Level	0	0	0

**Table 11-2 Statistical Summary of Environmental Complaints**

Reporting Period	Environmental Complaint Statistics				
	Frequency	Cumulative	Complaint Nature		
			Air	Noise	Water
August 2015	1	2	NA	NA	2

**Table 11-3 Statistical Summary of Environmental Summons**

Reporting Period	Environmental Summons Statistics				
	Frequency	Cumulative	Complaint Nature		
			Air	Noise	Water
August 2015	0	0	NA	NA	NA

**Table 11-4 Statistical Summary of Environmental Prosecution**

Reporting Period	Environmental Prosecution Statistics				
	Frequency	Cumulative	Complaint Nature		
			Air	Noise	Water
August 2015	0	0	NA	NA	NA

- 11.1.5 In the Reporting Period, no warning letter related to environmental issue was received from the EPD or CEDD.

**12 IMPLEMENTATION STATUS OF MITIGATION MEASURES****12.1 GENERAL REQUIREMENTS**

12.1.1 The environmental mitigation measures that recommended in the Environmental Mitigation and Enhancement Measures Implementation Schedule (EMIS) for in the Project EM&A Manual covered the issues of air quality, cultural heritage, ecology, landfill gas hazard, landscape & visual, noise, water and waste. The updated EMIS for the Contract is shown in *Appendix M*.

12.1.2 The Contractor shall implement the required environmental mitigation measures according to the EM&A Manual as subject to the site condition. The environmental mitigation measures implemented by the Contract in this Reporting Period are summarized in *Table 12-1* and *Appendix M*.

**Table 12-1 Environmental Mitigation Measures**

Issues	Environmental Mitigation Measures
Air Quality	<ul style="list-style-type: none"> <li>• Maintain damp / wet surface on access road</li> <li>• Keep slow speed in the sites</li> <li>• All vehicles must use wheel washing facility before off site</li> <li>• Sprayed water during rock breaking works</li> <li>• During transportation by truck, materials loaded lower than the side and tail boards, and covered before transport</li> <li>• Compacted all soil stockpiles</li> <li>• Part of the exposed slopes covered geotextile net</li> </ul>
Cultural Heritage	<ul style="list-style-type: none"> <li>• Set a buffer zone between the working area and the Grave</li> <li>• All construction materials and equipment store far from the Grave</li> <li>• Inspection the Grave to ensure provision mitigation measures effective</li> </ul>
Ecology	<ul style="list-style-type: none"> <li>• Wire fencing provided for temporary protect Pitcher Plants</li> <li>• Undertake weekly inspection of Pitcher Plants</li> </ul>
Landfill Gas Hazard	<ul style="list-style-type: none"> <li>• Landfill Gas measurement undertake during trench excavation</li> </ul>
Water Quality	<ul style="list-style-type: none"> <li>• Temporary drainage system provide for surface runoff prevent discharge to public area</li> <li>• Wastewater to be treated by sedimentation tank before discharge.</li> </ul>
Noise	<ul style="list-style-type: none"> <li>• Restrain operation time of plants from 07:00 to 19:00 on any working day except for Public Holiday and Sunday.</li> <li>• Keep good maintenance of plants</li> <li>• The noisy plants or works provide mobile noise barriers</li> <li>• Shut down the plants when not in used</li> </ul>
Waste and Chemical Management	<ul style="list-style-type: none"> <li>• On-site sorting prior to disposal</li> <li>• Follow requirements and procedures of the “Trip-ticket System”</li> <li>• Predict required quantity of concrete accurately</li> <li>• Collect the unused fresh concrete at designated locations in the sites for subsequent disposal</li> </ul>
General	<ul style="list-style-type: none"> <li>• The site was generally kept tidy and clean.</li> </ul>

**12.2 TENTATIVE CONSTRUCTION ACTIVITIES IN THE COMING MONTH**

12.2.1 Construction activities as undertaken in the coming month for the Contract lists below:

- Instrumentation and Monitoring
- Dismantling of HY/2012/04 Project Office at WA6
- Site Formation – Retaining Structure for Slope TP\_F, TP\_G, TP\_A and Associated Works, TP\_B and Associated Works, TP\_C and Associated Works, TP\_D and Associated Works, TP\_E and Associated Works and Upgrading Works
- Toll Plaza Decking TD1, TD2
- Toll Plaza Footbridge-Section 1
- Retaining Structure RW\_B-Section 1, RW\_A
- Bridge G1, G2, Bridge H1



- Sewer Culvert 1 (TBM) – Stage 4, Culvert 2 & Culvert 3 and Existing Box Culvert
- Natural Terrain Hazard Mitigation Measures
- Vehicular Underpass TN-01
- Road and Drainage Works for Lung Fu Road Roundabout

### 12.3 KEY ENVIRONMENTAL ISSUES FOR THE COMING MONTH

12.3.1 Key environmental issues to be considered in the coming month include:

- Implementation of dust suppression measures at all times;
- Potential wastewater quality impact due to surface runoff;
- Potential fugitive dust quality impact due from the dry/loose/exposure soil surface/dusty material;
- Ensure dust suppression measures are implemented properly;
- Sediment catch-pits and silt removal facilities should be regularly maintained;
- Management of chemical wastes;
- Site effluent discharge to the nearby nullah is prohibited;
- Follow-up of improvement on general waste management issues; and
- Implementation of construction noise preventative control measures

### 13 CONCLUSIONS AND RECOMMENDATIONS

#### 13.1 CONCLUSIONS

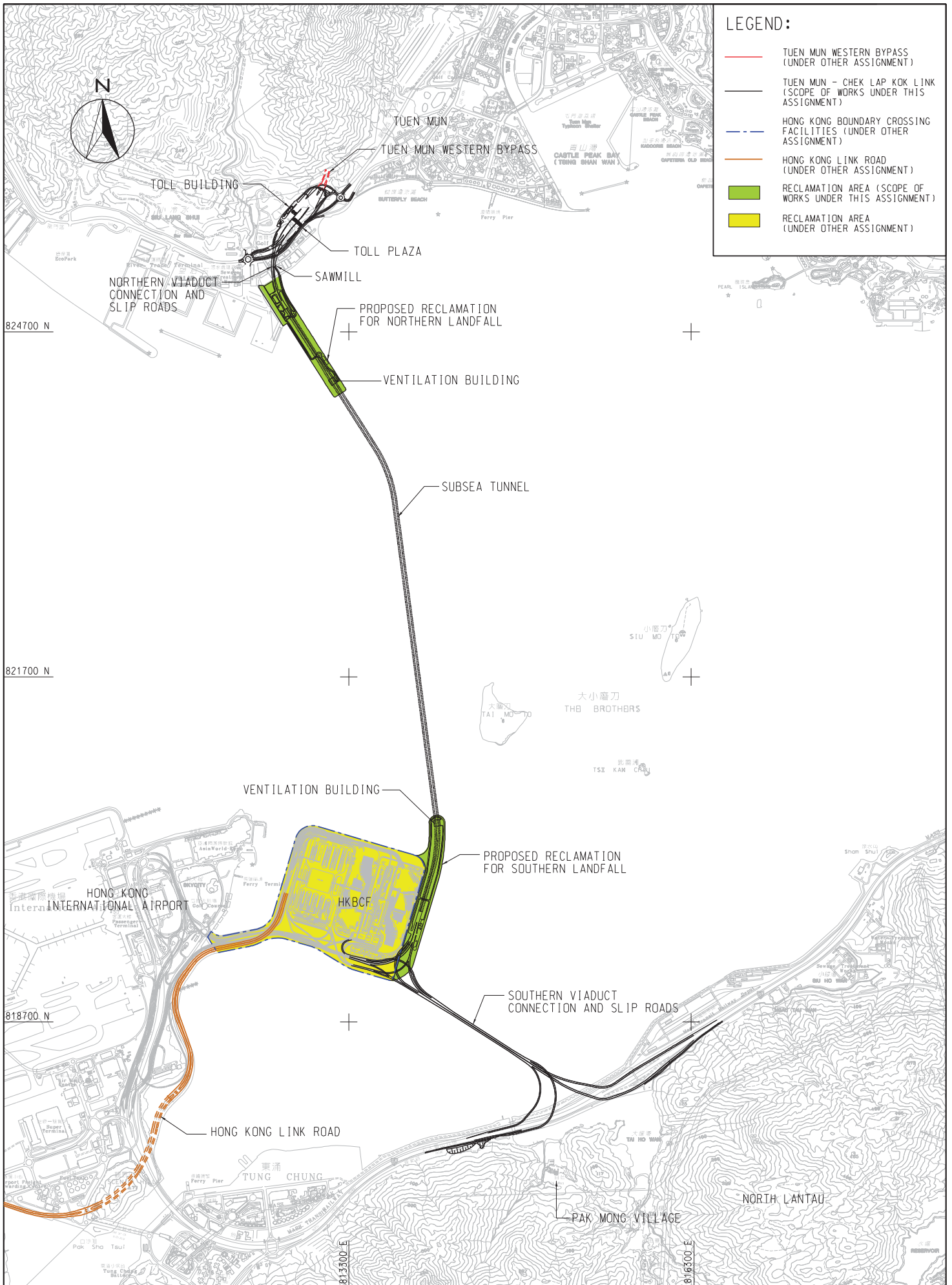
- 13.1.1 This is 10<sup>th</sup> monthly EM&A report presenting the monitoring results and inspection findings for the period of 1 to 30 August 2015.
- 13.1.2 No air quality monitoring including 1-hour and 24-hour TSP exceedance was recorded in the Reporting Period.
- 13.1.3 In the Reporting Period, no noise complaint was received by RE, the Contractor, ENPO or HyD. No Action Level exceedances were therefore triggered and no NOE or the associated corrective actions were required.
- 13.1.4 Site inspection for landscape and visual was conducted on weekly basis by the Landscape Architect to ensure the compliance of the intended aims of the mitigation measures. Most of the landscape works such as planting was not yet commenced.
- 13.1.5 Weekly site inspection and random checking respectively were performed for the transplanted Pitcher Plants in the nursery site and protected Zones 8 to 10. No construction activities were conducted nearby the nursery zone and the protected areas of Pitcher Plants. The growths of the transplanted pitcher plant and the Pitcher Plants as retained at the protected areas were in fair to poor condition. No repair or maintenance is required the scaffold structure or chain link fence.
- 13.1.6 Landfill gas monitoring was conducted at the construction of Retaining Walls B and F by the Safety Officer. The monitoring results shown no exceedances were triggered.
- 13.1.7 In the Reporting Period, one (1) environmental complaint was received via 1823 hotline on 3 August 2015 regarding the soil/ muddy water caused by frequent dump trucks in Lung Mun Road and River Trade Terminal. Investigation report for the complaint has been conducted by the ET and under reviewed by the RE and IEC.
- 13.1.8 No notifications of summons, or successful prosecution were received by the Contractor during the Reporting Period.
- 13.1.9 Joint site inspection by the RE, ET and Contractor was carried out on 4<sup>th</sup>, 11<sup>th</sup>, 18<sup>th</sup> and 25<sup>th</sup> August 2015 in which ENPO/IEC joined the inspection on 25<sup>th</sup> August 2015. No non-compliance was recorded during the site inspection but 5 observations and 6 reminders were recorded.
- 13.1.10 For cultural heritage, the buffer zone between the working area and the Grave was observed and no construction material or equipment was stored nearby.

#### 13.2 RECOMMENDATIONS

- 13.2.1 During wet season, muddy water or other water pollutants from site surface runoff into the public areas will be key environment issue. Special attention should be paid on the water quality mitigation measures to prevent surface runoff flow to public area.
- 13.2.2 As dry season is approaching, air quality mitigation measures such as watering of site area for 12 times per day and covering of exposed slopes should be implemented to reduce construction dust impact as recommended in the EMIS.
- 13.2.3 Moreover, good practice for daily housekeeping is reminded. In addition, clean-up of the waste skips and wastewater treatment system should be increased to ensure these facilities functional and effective.
- 13.2.4 Stagnant water should be removed as soon as possible after rain to prevent mosquito breeding on site especially after rain.

## **Appendix A**

### **Project Layout Plan**



**LEGEND:**

- TUEN MUN WESTERN BYPASS (UNDER OTHER ASSIGNMENT)
- TUEN MUN - CHEK LAP KOK LINK (SCOPE OF WORKS UNDER THIS ASSIGNMENT)
- HONG KONG BOUNDARY CROSSING FACILITIES (UNDER OTHER ASSIGNMENT)
- HONG KONG LINK ROAD (UNDER OTHER ASSIGNMENT)
- RECLAMATION AREA (SCOPE OF WORKS UNDER THIS ASSIGNMENT)
- RECLAMATION AREA (UNDER OTHER ASSIGNMENT)

PROJECT NO. 60044963

**AECOM**

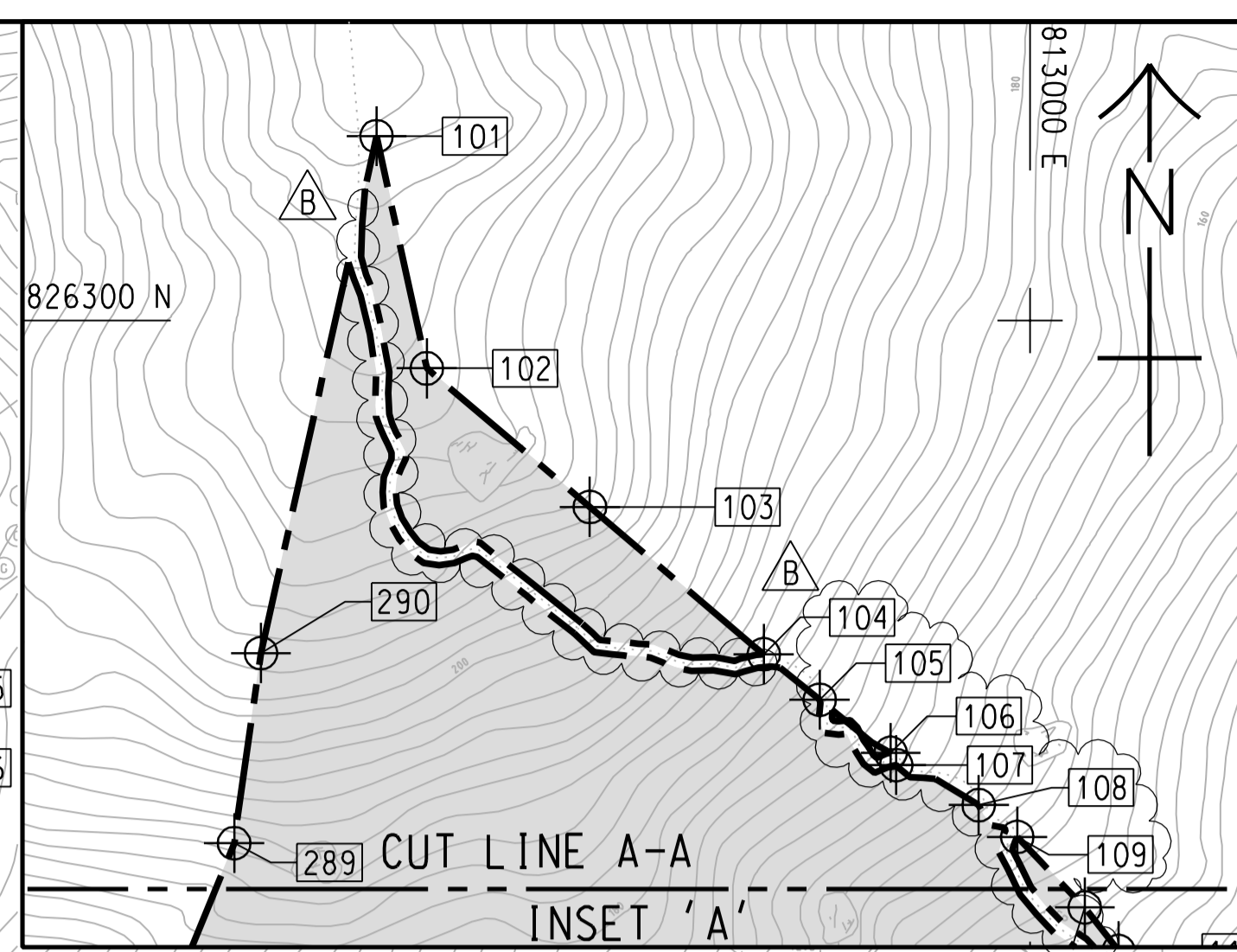
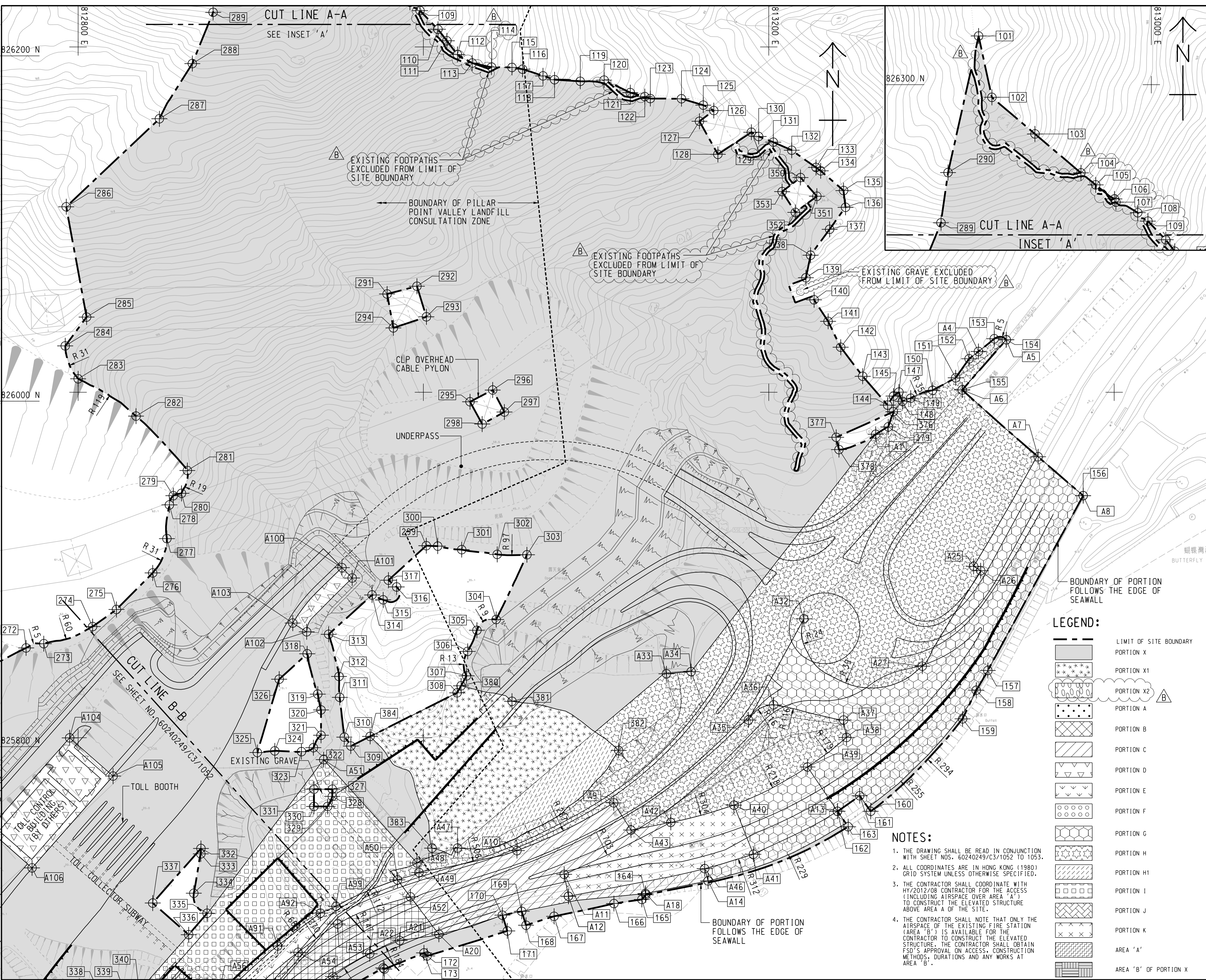
AGREEMENT NO. CE 52/2007(HY)  
 TUEN MUN - CHEK LAP KOK LINK - INVESTIGATION  
 GENERAL LAYOUT OF TM-CLKL

SCALE	A3 1:30000	DATE	JUL. 2009
CHECK	--	DRAWN	WYP
JOB NO.	60044963	DRAWING NO.	Fig 2.1
		REV	A

**Appendix B**

**Layout Plan of the Contract**

Project Management Initials: Designer: PI Checked: ALCF Approved: CWN ISO A1 594mm x 841mm  
 Plot File by: LINDO 2014/05/19 PATH: P:\Projects\60240249\DRAWING\CONTRACT\C3\1005C3\_05E1.dgn



**LEGEND:**

	LIMIT OF SITE BOUNDARY
	PORTION X
	PORTION X1
	PORTION X2
	PORTION A
	PORTION B
	PORTION C
	PORTION D
	PORTION E
	PORTION F
	PORTION G
	PORTION H
	PORTION H1
	PORTION I
	PORTION J
	PORTION K
	AREA 'A'
	AREA 'B' OF PORTION X

- NOTES:**
1. THE DRAWING SHALL BE READ IN CONJUNCTION WITH SHEET NOS. 60240249/C3/1052 TO 1053.
  2. ALL COORDINATES ARE IN HONG KONG (1980) GRID SYSTEM UNLESS OTHERWISE SPECIFIED.
  3. THE CONTRACTOR SHALL COORDINATE WITH HY/2012/08 CONTRACTOR FOR THE ACCESS (INCLUDING AIRSPACE OVER AREA 'A') TO CONSTRUCT THE ELEVATED STRUCTURE ABOVE AREA A OF THE SITE.
  4. THE CONTRACTOR SHALL NOTE THAT ONLY THE AIRSPACE OF THE EXISTING FIRE STATION (AREA 'B') IS AVAILABLE FOR THE CONTRACTOR TO CONSTRUCT THE ELEVATED STRUCTURE. THE CONTRACTOR SHALL OBTAIN FSD'S APPROVAL ON ACCESS, CONSTRUCTION METHODS, DURATIONS AND ANY WORKS AT AREA 'B'.

**AECOM**

**PROJECT**  
TUEN MUN - CHEK LAP KOK LINK

**CONTRACT TITLE**  
TUEN MUN - CHEK LAP KOK LINK - NORTHERN CONNECTION TOLL PLAZA AND ASSOCIATED WORKS

**CLIENT**  
路政署 HIGHWAYS DEPARTMENT  
港務大樓香港工程管理局  
Hong Kong - Zhuhai - Macao Bridge  
Hong Kong Project Management Office

**CONSULTANT**  
土研顧問公司  
AECOM Asia Company Ltd.  
www.aecom.com

**SUB-CONSULTANTS**  
分列工程顧問公司

**ISSUE/REVISION**

I/R	DATE	DESCRIPTION	CHK.
B	MAR. 14	TENDER ADDENDUM NO. 2	CWN
A	FEB. 14	TENDER ADDENDUM NO. 1	CWN
-	JAN. 14	TENDER DRAWING	CWN

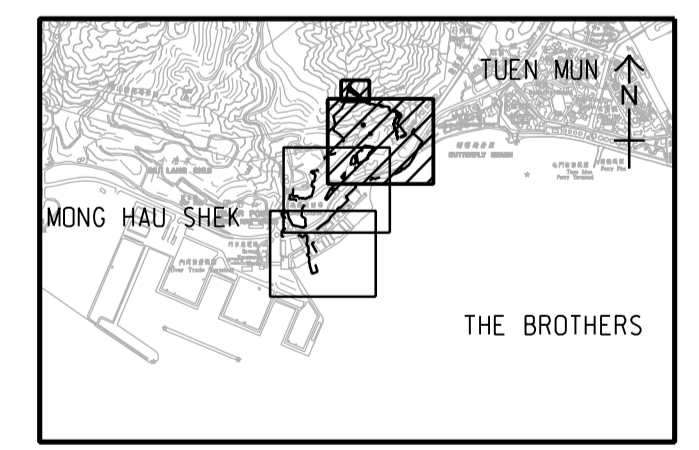
**STATUS**  
編號

**SCALE**  
比例

**DIMENSION UNIT**  
尺寸單位

A1:1:1000 METRES

**KEY PLAN** 1:50000



**PROJECT NO.** 項目編號: 60240249

**CONTRACT NO.** 合約編號: HY/2013/12

**SHEET TITLE** 圖紙名稱: PORTIONS OF SITE AND SITE BOUNDARY SETTING OUT PLAN

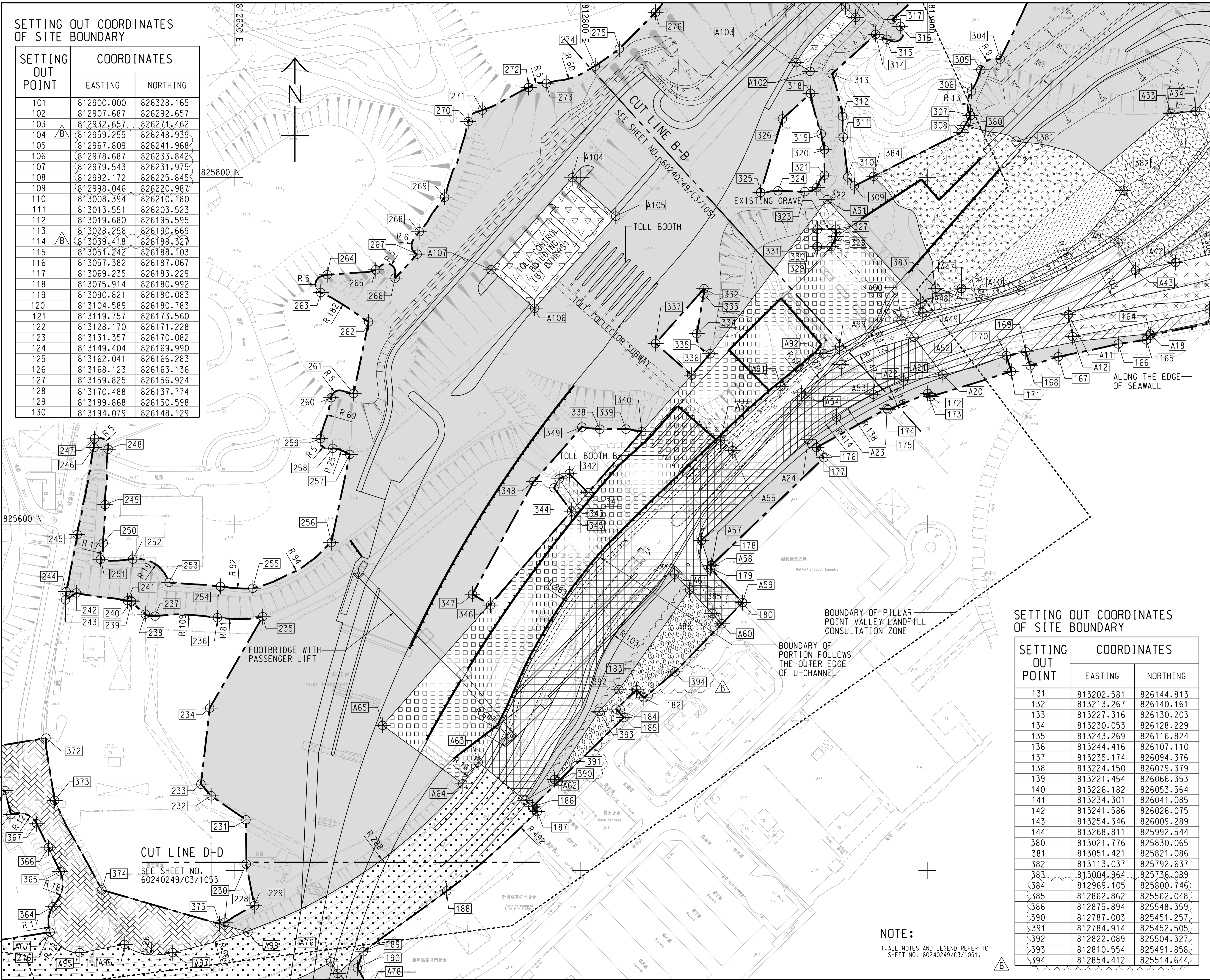
**SHEET NUMBER** 圖紙編號: 60240249/C3/1051B

SHEET 1 OF 3

This drawing has been prepared for the use of AECOM's client. It may not be used, modified, reproduced or relied upon by third parties, except as agreed by AECOM or as required by law. AECOM accepts no responsibility, and denies any liability whatsoever, to any party that uses or relies on this drawing without AECOM's express written consent. All measurements must be obtained from the stated dimensions.

**SETTING OUT COORDINATES OF SITE BOUNDARY**

SETTING OUT POINT	COORDINATES	
	EASTING	NORTHING
101	812900.000	826328.165
102	812907.687	826292.657
103	812932.657	826271.462
104	812959.255	826248.939
105	812967.809	826241.968
106	812978.687	826233.842
107	812979.543	826231.975
108	812992.172	826225.845
109	812998.046	826220.987
110	813008.394	826210.180
111	813013.551	826203.523
112	813019.680	826195.595
113	813028.256	826190.669
114	813039.418	826188.327
115	813051.242	826188.103
116	813057.382	826187.067
117	813069.235	826183.229
118	813075.914	826180.992
119	813090.821	826180.083
120	813104.589	826180.783
121	813119.757	826173.560
122	813128.170	826171.228
123	813131.357	826170.082
124	813149.404	826169.990
125	813162.041	826166.283
126	813168.123	826163.136
127	813159.825	826156.924
128	813170.488	826137.774
129	813189.868	826150.598
130	813194.079	826148.129



**AECOM**

**PROJECT**  
TUEN MUN - CHEK LAP KOK LINK

**CONTRACT TITLE**  
TUEN MUN - CHEK LAP KOK LINK - NORTHERN CONNECTION TOLL PLAZA AND ASSOCIATED WORKS

**CLIENT**  
路政署  
HIGHWAYS DEPARTMENT  
港務大樓香港工程管理局  
Hong Kong - Zhuhai - Macao Bridge  
Hong Kong Project Management Office

**CONSULTANT**  
工務顧問公司  
AECOM Asia Company Ltd.  
www.aecom.com

**SUB-CONSULTANTS**  
分列工務顧問公司

**ISSUE/REVISION**

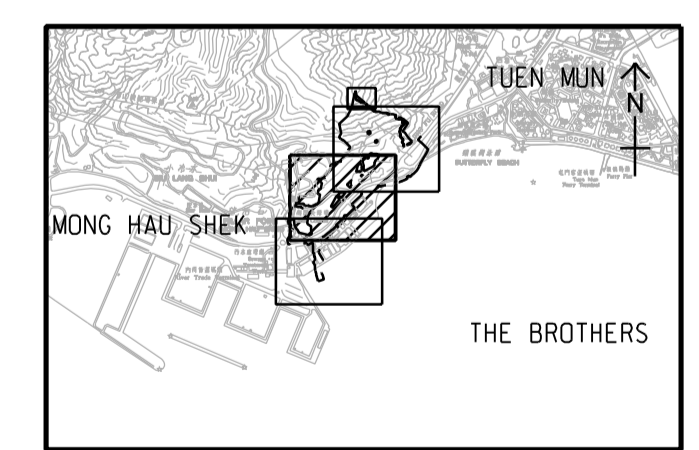
I/R	DATE	DESCRIPTION	CHK.
B	MAR. 14	TENDER ADDENDUM NO. 2	CWN
A	FEB. 14	TENDER ADDENDUM NO. 1	CWN
-	JAN. 14	TENDER DRAWING	CWN

**STATUS**  
備核

**SCALE**  
比例: A1 1: 1000

**DIMENSION UNIT**  
尺寸單位: METRES

**KEY PLAN**  
索引圖: 1: 50000



**PROJECT NO.**  
項目編號: 60240249

**CONTRACT NO.**  
合約編號: HY/2013/12

**SHEET TITLE**  
圖紙名稱: PORTIONS OF SITE AND SITE BOUNDARY SETTING OUT PLAN

**SHEET NUMBER**  
圖紙編號: 60240249/C3/1052B

SHEET 2 OF 3

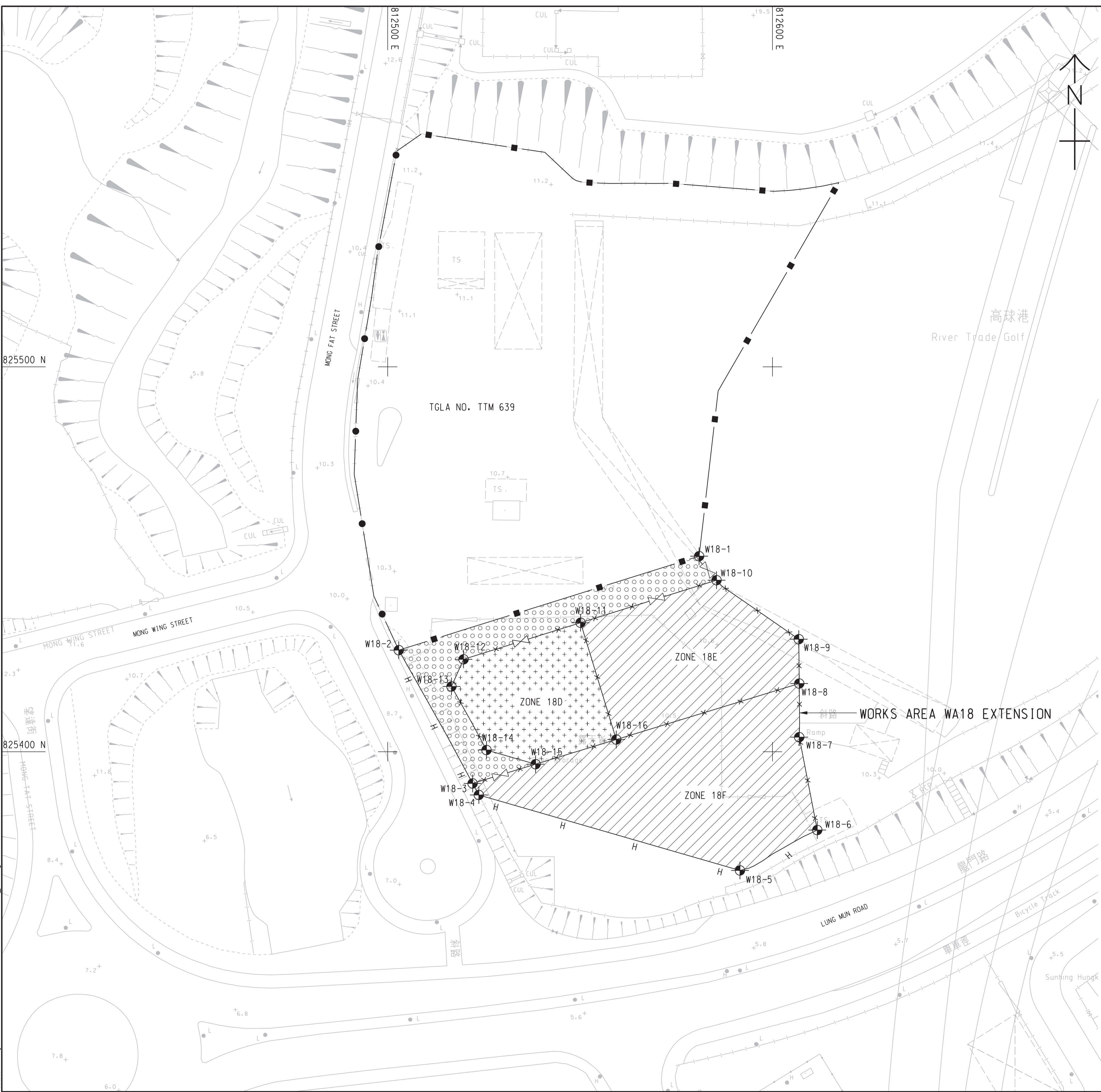
**SETTING OUT COORDINATES OF SITE BOUNDARY**

SETTING OUT POINT	COORDINATES	
	EASTING	NORTHING
131	813202.581	826144.813
132	813213.267	826140.161
133	813227.316	826130.203
134	813230.053	826128.229
135	813243.269	826116.824
136	813244.416	826107.110
137	813235.174	826094.376
138	813224.150	826079.379
139	813221.454	826066.353
140	813226.182	826053.564
141	813234.301	826041.085
142	813241.586	826026.075
143	813254.346	826009.289
144	813268.811	825992.544
380	813021.776	825830.065
381	813051.421	825821.086
382	813113.037	825792.637
383	813004.964	825736.089
384	812969.105	825800.746
385	812862.862	825562.048
386	812875.894	825548.359
390	812787.003	825451.257
391	812784.914	825452.505
392	812822.089	825504.327
393	812810.554	825491.858
394	812854.412	825514.644

**NOTE:**  
1. ALL NOTES AND LEGEND REFER TO SHEET NO. 60240249/C3/1051.

This drawing has been prepared for the use of AECOM's client. It may not be used, modified, reproduced or relied upon by third parties, except as agreed by AECOM or as required by law. AECOM accepts no responsibility, and denies any liability whatsoever, for any party that uses or relies on this drawing without AECOM's express written consent. Do not scale this document. All measurements must be obtained from the stated dimensions.

Plot File by: LIXQ2 2014/03/4  
 PATH: P:\Projects\60240249\DRAWING\CONTRACT\CS1000\C3\_1082.dgn  
 Project Management Initials: Designer: PL Checked: ALCF Approved: CWN ISO A1 594mm x 841mm



**NOTES:**

- THIS DRAWING SHALL BE READ IN CONJUNCTION WITH THE WORKS AREA KEY PLAN IN SHEET NO. 60240249/C3/1000.
- DEMARCATON OF THE WORKS AREA SHALL BE DETERMINED ON SITE.
- REFER TO HIGHWAYS DEPARTMENT STANDARD DRAWING NOS. H6110 AND H6111 FOR DETAILS OF HOARDING.
- REFER TO HIGHWAYS DEPARTMENT STANDARD DRAWING NOS. H6121 AND H6122 FOR DETAILS OF CHAIN LINK FENCE.
- REFER TO HIGHWAYS DEPARTMENT STANDARD DRAWING NO. H6121 FOR DETAILS OF GATE.
- CHAIN LINK FENCE SHALL BE ERRECTED ALONG THE WORKS AREA BOUNDARY. THE ALIGNMENT AND EXTENT OF HOARDING AND CHAIN LINK FENCE SHOWN ARE INDICATIVE ONLY AND SHALL BE CONFIRMED BY THE ENGINEER.
- THE LOCATION AND WIDTH OF GATE SHOWN ARE INDICATIVE ONLY AND SHALL BE CONFIRMED BY THE ENGINEER.
- THE SETTING OUT INFORMATION AND WORKS AREA CONDITIONS SHOWN IN THIS DRAWING ARE FOR REFERENCE ONLY. THE WORKS AREA BOUNDARY SHALL BE IN ACCORDANCE WITH THE ENGINEERING CONDITIONS FOR TEMPORARY GOVERNMENT LAND ALLOCATION NO. GLA-TM 639. IN CASE OF DISCREPANCY BETWEEN THE BOUNDARY SHOWN ON THIS DRAWING AND THE BOUNDARY INDICATED ON THE ENGINEERING CONDITIONS, THE LATTER SHALL PREVAIL.
- THE WORKS AREAS SHOWN ON THIS DRAWING ARE TO BE SHARED-USED AMONG THE TM-CLKL RELATED CONTRACTS. THE AREAS HATCHED WITH ARE TENTATIVELY ALLOCATED FOR THE USE BY THE CONTRACT.
- THE COMMON AREA SHALL BE CONCRETE PAVED BY THE CONTRACTOR.
- ZONE 18F SHALL BE USED FOR THE SITE ACCOMMODATION OF THE ENGINEER. ZONE 18E SHALL BE USED FOR SITE ACCOMMODATION OF THE CONTRACTOR.
- ZONE 18D IS TO BE USED BY THE CONTRACTOR OF CONTRACT NO. HY/2012/08-TUEN MUN-CHEK LAP KOK LINK-NORTHERN CONNECTION SUB-SEA TUNNEL SECTION TO STORE PLANT AND EQUIPMENT ASSOCIATED WITH THE TBM TUNNELS FROM THE DATE FOR COMMENCEMENT OF THE WORKS TO 126 DAYS FROM THE DATE FOR COMMENCEMENT OF THE WORKS. THE CONTRACTOR SHALL LIAISE AND PROVIDE FREE AND UNOBSTRUCTED 24-HOUR ACCESS FOR THE CONTRACTOR OF CONTRACT NO. HY/2012/08 TO ZONE 18D. THE CONTRACTOR SHALL BE GIVEN THE POSSESSION OF ZONE 18D IN ACCORDANCE WITH APPENDIX TO FORM OF TENDER-P.3.

**LEGEND:**

- WORKS AREA FOR THE CONTRACT
- COMMON AREA (MAINTAINED UNDER THE CONTRACT) TO BE SHARED-USED WITH OTHER CONTRACTS
- AREA TO BE USED BY THE CONTRACTOR OF CONTRACT NO. HY/2012/08 AND WORKS AREA FOR THIS CONTRACT TO BE EARLY HANDED OVER BY THE CONTRACTOR (SEE NOTES NO. 12 ABOVE)
- HOARDING AND GATE (TO BE ERRECTED AND MAINTAINED UNDER THIS CONTRACT)
- EXISTING CHAIN LINK FENCE MAINTAINED BY OTHERS
- CHAIN LINK FENCE AND GATE (TO BE ERRECTED AND MAINTAINED UNDER THIS CONTRACT)
- EXISTING HOARDING AND GATE MAINTAINED BY OTHERS

**SETTING OUT CO-ORDINATES OF WORKS AREA WA18 EXTENSION**

POINT	CO-ORDINATES	
	EASTING	NORTHING
W18-1	812580.934	825450.791
W18-2	812502.880	825426.380
W18-3	812522.068	825391.750
W18-4	812523.679	825388.756
W18-5	812591.556	825369.151
W18-6	812611.638	825379.647
W18-7	812606.954	825403.769
W18-8	812606.951	825417.705
W18-9	812606.832	825429.231
W18-10	812585.456	825444.557
W18-11	812550.126	825433.508
W18-12	812519.715	825423.997
W18-13	812516.580	825416.947
W18-14	812525.682	825400.438
W18-15	812538.435	825396.754
W18-16	812559.404	825403.166

**AECOM**

**PROJECT**  
項目

**TUEN MUN - CHEK LAP KOK LINK**

**CONTRACT TITLE**  
TUEN MUN - CHEK LAP KOK LINK - NORTHERN CONNECTION TOLL PLAZA AND ASSOCIATED WORKS

**CLIENT**  
業主

路政署  
**HIGHWAYS DEPARTMENT**  
港務處大樓香港工程管理局  
Hong Kong - Zhuhai - Macao Bridge  
Hong Kong Project Management Office

**CONSULTANT**  
工程師有限公司

AECOM Asia Company Ltd.  
www.aecom.com

**SUB-CONSULTANTS**  
分判工程師有限公司

**ISSUE/REVISION**  
修訂

NO.	DATE	DESCRIPTION	CHK.
B	MAR. 14	TENDER ADDENDUM NO. 2	CWN
A	FEB. 14	TENDER ADDENDUM NO. 1	CWN
-	JAN. 14	TENDER DRAWING	CWN

**STATUS**  
階段

**SCALE**  
比例

A1 1:500

**DIMENSION UNIT**  
尺寸單位

METRES

**KEY PLAN**  
索引圖

**PROJECT NO.**  
項目編號

60240249

**CONTRACT NO.**  
合約編號

HY/2013/12

**SHEET TITLE**  
圖紙名稱

WORKS AREA AND HOARDING PLAN

**SHEET NUMBER**  
圖紙編號

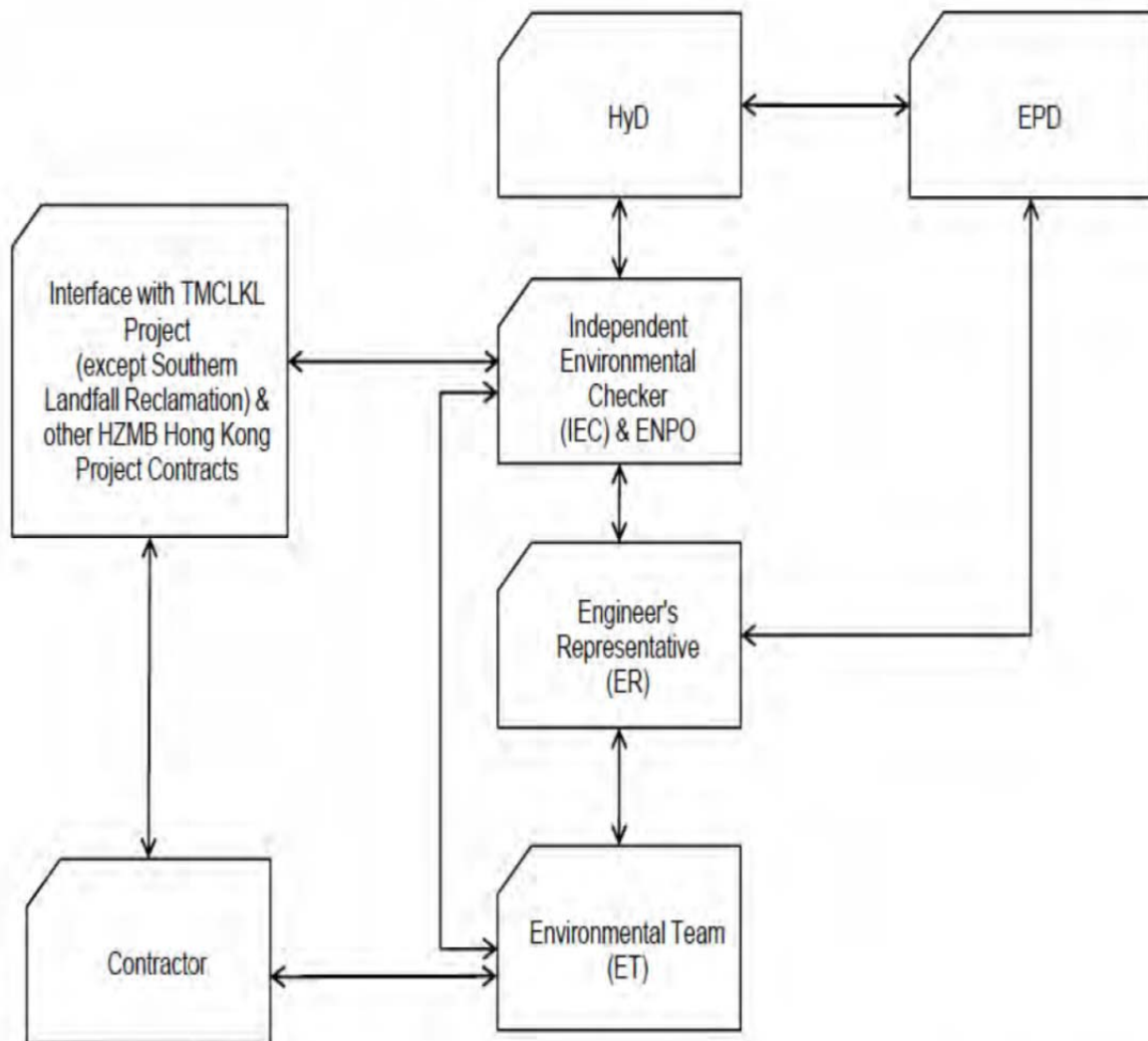
60240249/C3/1062B

This drawing has been prepared for the use of AECOM's client. It may not be used, modified, reproduced or relied upon by third parties, except as agreed by AECOM or as required by law. AECOM accepts no responsibility, and denies any liability whatsoever, to any party that uses or relies on this drawing without AECOM's express written consent. Do not scale this document. All measurements must be obtained from the stated dimensions.



## **Appendix C**

### **Organization of the Contract**



↔ Line of Communication

### Project Organization chart

### Organization chart of the Contractor

**Contact Details of Key Personnel for the Contract HY/2013/12**

Organization	Project Role	Name of Key Staff	Tel No	Fax No.
HyD	Employer	Mr. Stephen W.C. Chan	2762 3669	3188 6614
AECOM	Principal Resident Engineer	Mr. S.W. Fok	2218 7209	2218 7399
AECOM	Chief Resident Engineer	Mr. Roger Man	2218 7288	2218 7399
AECOM	Resident Engineer (S&E)	Mr. Kelvin Yeung	22187289	2218 7399
Ramboll Environ	Environmental Project Office (ENPO)	Mr. YH Hui	3547 2133	3465 2899
RAMBOLL - ENVIRON	Independent Environmental Checker (IEC)	Dr. FC Tsang	3547 2134	3465 2899
CKJV	Project Manager	Mr. Simon Tong	2253 8300	2253 8399
CKJV	Site Agent	Mr. John Wong	2253 8300	2253 8399
CKJV	Environmental Officer	Mr. Thomas Chan	2273 3185	2375 3655
CKJV	Environmental Officer	Mr. HY Tang	2253 8300	2253 8399
CKJV	Environmental Supervisor	Miss Melody Tong	2253 8300	2253 8399
AUES	Environmental Team Leader	Mr. T. W. Tam	2959 6059	2959 6079
AUES	Environmental Consultant	Miss Nicola Hon	2959 6059	2959 6079
AUES	Environmental Consultant	Mr. Ben Tam	2959 6059	2959 6079
HKL	Registered Landscape Architect	Kenneth Ng	2866 3903	--

**Legend:**

*HyD (Employer) –Highways Department*

*AECOM (Engineer) – AECOM Asia Co. Ltd.*

*CKJV (Main Contractor) – CRBC-Kaden Joint Venture*

*Ramboll Environ (ENPO and IEC) – Ramboll Environ Hong Kong Limited*

*AUES (ET) – Action-United Environmental Services & Consulting*

*HKL(RLA) – Hong Kong Landscape*

## **Appendix D**

### **Two Months Rolling Programme**

Activity ID	Activity Name	Original Duration	Start	Finish	Total Float	2015											
						Jul	Aug	Sep	Oct	Nov	Dec						
<b>HY/2013/12 DWP Rev.3</b>																	
<b>Site Possession Dates</b>																	
PPD1110	Portion C Possession Date	0	06-Oct-14 A	06-Oct-14 A													
<b>Dismantling of HY/2012/04 Project Office at WA6</b>																	
DM10010	Appointment of specialist subcontractor for demolition	23	05-Aug-15	31-Aug-15	16	Appointment of specialist subcontractor for demolition											
DM10020	Prepare and submit method statement	18	01-Sep-15	21-Sep-15	16	Prepare and submit method statement											
DM10030	Approval of method statement	24	22-Sep-15	22-Oct-15	16	Approval of method statement											
DM10040	Advance necessary precautionary and protective measure	22	02-Oct-15	29-Oct-15	14	Advance necessary precautionary and protective measure											
<b>Instrumentation and Monitoring</b>																	
<b>Ground Settlement Marker</b>																	
IM10090	Installation of GSM11,GSM45-46(Outside site boundary)	8	25-Sep-14 A	08-Jul-15 A		Installation of GSM11,GSM45-46(Outside site boundary)											
<b>Utility Settlement Marker</b>																	
IM60020	Installation of USM-Remain USM	90	22-Nov-14 A	24-Jul-15	250	Installation of USM-Remain USM											
<b>Piezometer/Standpipe</b>																	
IM50025	GI for PADH13-15 and installation piezometer	7	04-Nov-14 A	03-Nov-17	110	GI for PADH13-15 and installation piezometer											
<b>Toll Plaza Decking TD1-Section 1</b>																	
<b>Stage 1</b>																	
<b>Design Submission and Approval</b>																	
TD120140	Prepare & submit draft DDA drawing w/ICE cert(decking)	24	01-May-15 A	22-May-15 A		Prepare & submit draft DDA drawing w/ICE cert(decking)											
TD120150	Engineer's comments	23	23-May-15 A	04-Jun-15 A		Engineer's comments											
TD120110	Engineer's comments	23	20-Jul-15	14-Aug-15	306	Engineer's comments											
TD120190	TWD -Formwork design for portal beam	24	20-Jul-15	15-Aug-15	162	TWD -Formwork design for portal beam											
TD120120	Prepare & submit DDA Drawings w/ICE cert(precast beam)	23	15-Aug-15	10-Sep-15	306	Prepare & submit DDA Drawings w/ICE cert(precast beam)											
TD120200	TWD -False work design for portal beam	24	17-Aug-15	12-Sep-15	162	TWD -False work design for portal beam											
TD120210	TWD -Formwork design for precast beam	24	17-Aug-15	12-Sep-15	327	TWD -Formwork design for precast beam											
TD120130	Acceptance of the DDA Drawing	23	11-Sep-15	09-Oct-15	306	Acceptance of the DDA Drawing											
TD120160	Prepare & submit DDA drawing w/ICE cert(decking)	23	05-Jun-15 A	13-Oct-15	361	Prepare & submit DDA drawing w/ICE cert(decking)											
<b>Method Statement Submission and Approval</b>																	
TD120320	MSS for portal construction	24	02-Mar-15 A	09-Mar-15 A		MSS for portal construction											
TD121330	MSS for precast beam installation	24	22-May-15 A	27-May-15 A		MSS for precast beam installation											
TD121320	Engineer's comments and approval	24	10-Mar-15 A	24-Jun-15 A		Engineer's comments and approval											
TD121340	Engineer's comments and approval	24	01-Jun-15 A	02-Jul-15 A		Engineer's comments and approval											
TD120310	Engineer's comments and approval	24	19-May-15 A	06-Jul-15 A		Engineer's comments and approval											
<b>Field Works</b>																	
<b>Foundation &amp; Substructure at Northern Side of Lung Mun Road</b>																	
<b>Bored Pile</b>																	
TD120510	Bored Piles F2-K2(5 Nos)	51	12-Feb-15 A	01-Aug-15	18	Bored Piles F2-K2(5 Nos)											
<b>Pile cap and Pier</b>																	
TD120520	Pile cap and Pier A2-E3	91	16-Mar-15 A	03-Aug-15	98	Pile cap and Pier A2-E3											
TD120530	Pile cap and Pier F2-K2	91	21-Apr-15 A	16-Nov-15	88	Pile cap and Pier F2-K2											
<b>Foundation &amp; Substructure at Southern Side of Lung Mun Road</b>																	
<b>Pile cap &amp; Pier</b>																	
TD120630	Pile cap & Pier E1-C1	54	21-May-15 A	16-Sep-15	133	Pile cap & Pier E1-C1											
<b>Foundation &amp; Substructure at Central Divider of Lung Mun Road</b>																	
<b>GI</b>																	
TD121070	Pre-drilling works TD1 A1-K1	30	12-Jan-15 A	07-Apr-15 A		Pre-drilling works TD1 A1-K1											
TD121060	Trial pit and monitoring point installation	10	07-Mar-15 A	20-Jul-15	28	Trial pit and monitoring point installation											
<b>Bored Pile</b>																	
TD121300	Bored Piles A1-E2(5 Nos)	61	03-Aug-15	21-Oct-15	17	Bored Piles A1-E2(5 Nos)											
<b>Pile cap and Pier</b>																	
TD120540	Pile cap A1-E2	55	09-Sep-15	23-Nov-15	63	Pile cap A1-E2											
TD120550	Pier A1-E2	55	29-Sep-15	10-Dec-15	63	Pier A1-E2											
<b>Portal Construction</b>																	
<b>Portal Beam B</b>																	
TD120360	TTA application-Stage 3(Night time-portal and decking)	72	03-Aug-15	04-Nov-15	97	TTA application-Stage 3(Night time-portal and decking)											
<b>Toll Plaza Decking TD2-Section 1</b>																	
<b>Method Statement Submissions and Approval</b>																	
TD220110	MSS for abutment works	75	02-Jul-15 A	06-Jul-15 A		MSS for abutment works											
<b>Field Works</b>																	
<b>GI</b>																	
<b>GI</b>																	

█ Remaining Level of Effort     █ Critical Remaining Work  
█ Actual Work     ◆ Milestone  
█ Remaining Work     ▼ Summary

**CRBC - Kaden JV**  
**Three-Month Rolling Programme**

Date	Revision	Checked	Approved
06-Aug-15			

Activity ID	Activity Name	Original Duration	Start	Finish	Total Float	2015											
						Jul	Aug	Sep	Oct	Nov	Dec	Jan	Feb	Mar	Apr	May	Jun
<b>G.I and Piling Works</b>																	
<b>DWP-G.I</b>																	
TD220450	G.I for P12-P13	6	22-Oct-14 A	26-Nov-14 A													
<b>DWP-Bored Piles</b>																	
TD220500	Working platform for Abutment M	15	24-Jun-15 A	03-Jul-15 A		Working platform for Abutment M											
TD220470	Bored piles for P1-P5	51	30-May-15 A	08-Sep-15	18	Bored piles for P1-P5											
TD220480	Working platform for pile cap L1-L3	13	08-May-15 A	19-Sep-15	22	Working platform for pile cap L1-L3											
TD220490	Bored piles for P6-P11	60	12-Jun-15 A	25-Nov-15	22	Bored piles for P6-P11											
TD220520	Bored piles for P21-P27	70	04-Jul-15 A	10-May-16	22	Bored piles for P6-P11											
<b>Base Slab &amp; Pile Cap Construction</b>																	
<b>Abutment K-Base Slab</b>																	
TD220550	Preparation works for drainage channel diversion	30	18-Aug-15	23-Sep-15	57	Preparation works for drainage channel diversion											
<b>Toll Plaza Footbridge-Section 1</b>																	
<b>Stage 1</b>																	
<b>Temporary Works Design (TWD) Submission and Approval</b>																	
TFB1030	TWD -Formwork design for pile cap and pier	7	20-Jun-15 A	29-Jul-15 A		Temporary Works Design (TWD) Submission and Approval											
<b>Method Statement Submissions and Approval</b>																	
TFB1060	MSS for Pile cap and pier construction	30	13-Feb-15 A	02-Jul-15 A		MSS for Pile cap and pier construction											
TFB1050	MSS for steel truss installation including shop drawings submission	90	25-Aug-15	10-Dec-15	215	MSS for steel truss installation including shop drawings submission											
<b>Field Works</b>																	
<b>G.I and Foundation Works</b>																	
TFB1170	Socketted H-Pile for Pier P2(11 Nos)	36	01-Dec-14 A	31-Dec-14 A		G.I and Foundation Works											
TFB1190	Predrilling works at Pier P1,P5,P7 and West staircase	24	02-Jan-15 A	25-Feb-15 A		G.I and Foundation Works											
<b>Foundation for Pier P1,P5,P7 and West staircase</b>																	
TFB1220	Foundation for Pier P1,P5,P7 and West staircase	72	05-May-15 A	20-Aug-15	478	Foundation for Pier P1,P5,P7 and West staircase											
<b>Pile Cap Construction</b>																	
TFB1230	Construct Pile cap for Pier P3	20	20-Jul-15	12-Aug-15	191	Construct Pile cap for Pier P3											
<b>Pier Construction</b>																	
TFB1250	Construct pier P1(include bearing installation)	42	20-Aug-15	14-Oct-15	478	Construct pier P1(include bearing installation)											
<b>Retaining Structure RW_B-Section 1</b>																	
<b>Site Formation - Retaining Structure RW_B</b>																	
<b>Stage 1</b>																	
<b>Design Submission and Approval</b>																	
RWB10320	Engineer's comments	21	09-Mar-15 A	11-Mar-15 A		Design Submission and Approval											
<b>Method Statement Submission and Approval</b>																	
RWB10410	Method Statement Submission and Approval for Retaining Wall Construction	17	07-Jan-15 A	13-Jan-15 A		Method Statement Submission and Approval for Retaining Wall Construction											
RWB10420	Engineer's comments and approval	17	14-Jan-15 A	31-Jan-15 A		Method Statement Submission and Approval for Retaining Wall Construction											
<b>Retaining Structure RW_B</b>																	
<b>Excavation</b>																	
RWB10510	Excavation of RW_B up to approx +6.0 mPD-(Bay14-15)	40	01-Dec-14 A	13-Apr-15 A		Excavation											
RWB10530	Predrilling works remaining works	68	01-Jan-15 A	02-Jul-15 A		Excavation											
RWB10600	Excavation works(Bay8-10)	30	23-Jun-15 A	16-Apr-16	274	Excavation											
<b>Structure(Base Slab, Wall, Colum, Top Slab)</b>																	
<b>Bay 1-7</b>																	
RWB10028	Half span blinding Layer for Bay 2-7	30	08-Jan-15 A	05-Jun-15 A		Structure(Base Slab, Wall, Colum, Top Slab)											
RWB10030	Half span base slab-Bay 2 to Bay 7	90	10-Feb-15 A	12-Jun-15 A		Structure(Base Slab, Wall, Colum, Top Slab)											
RWB10010	Completion of Footbridge Pile cap at Pier 3	0	20-Jul-15*		171	Structure(Base Slab, Wall, Colum, Top Slab)											
RWB10040	Half span wall and colum-Bay2 to Bay 7	90	01-Apr-15 A	26-Aug-15	134	Structure(Base Slab, Wall, Colum, Top Slab)											
RWB10059	Finish Bridge Hf abutment	0		17-Sep-15	427	Structure(Base Slab, Wall, Colum, Top Slab)											
RWB10060	Bay 1 including blinder layer	40	13-Mar-15 A	22-Sep-15	329	Structure(Base Slab, Wall, Colum, Top Slab)											
RWB10050	Half span top slab-Bay 2 to Bay 7	90	21-Jun-15 A	26-Oct-15	134	Structure(Base Slab, Wall, Colum, Top Slab)											
RWB10100	Half span wall and colum-Bay2 to Bay 7	90	22-Jun-15 A	15-Feb-16	285	Structure(Base Slab, Wall, Colum, Top Slab)											
RWB10104	Half span top slab-Bay 2 to Bay 7	90	21-Jun-15 A	01-Mar-16	285	Structure(Base Slab, Wall, Colum, Top Slab)											
<b>Bay12-13</b>																	
RWB10160	Foundation works Bay 12-13	32	12-May-15 A	04-Aug-15	197	Structure(Base Slab, Wall, Colum, Top Slab)											
<b>Backfilling</b>																	
RWB10230	Backfilling	40	15-Jun-15 A	06-Oct-16	335	Structure(Base Slab, Wall, Colum, Top Slab)											
<b>Bridge G2</b>																	
<b>Stage 2</b>																	

█ Remaining Level of Effort    █ Critical Remaining Work  
█ Actual Work    ◆ Milestone  
█ Remaining Work    ▼ Summary

**CRBC - Kaden JV**  
**Three-Month Rolling Programme**

Date	Revision	Checked	Approved
06-Aug-15			

Activity ID	Activity Name	Original Duration	Start	Finish	Total Float	2015					
						Jul	Aug	Sep	Oct	Nov	Dec
<b>Temporary Works Design (TWD) Submission and Approval</b>						Temporary Works Design (TWD) Submission and Approval					
BG23550	DDA for substructure(draft)	17	28-Nov-14 A	12-Sep-15	232						
BG23560	Engineer's comments	17	09-Dec-14 A	02-Jan-15 A							
BG23620	Engineer's approval	17	20-Jul-15	07-Aug-15	263		Engineer's approval				
BG23190	TWD -Falsework design for portal construction	24	20-Jul-15	15-Aug-15	24		TWD -Falsework design for portal construction				
BG23200	TWD -Falsework design for in-situ deck construction	24	17-Aug-15	12-Sep-15	24			TWD -Falsework design for in-situ deck construction			
<b>Field Works</b>						<b>Field Works</b>					
<b>Foundation Works</b>						<b>Foundation Works</b>					
BG23290	Piling for G2c	20	05-Jan-15 A	13-Jan-15 A							
BG23410	Pad footing G2e	60	04-Apr-15 A	18-Apr-15 A							
BG23300	Excavation for G2d	15	14-Jul-15 A	20-Jul-15 A		Excavation for G2d					
BG23310	Excavation for G2b	15	20-Jul-15	06-Aug-15	155		Excavation for G2b				
BG23350	Pad footing construction at G2d-1	20	20-Jul-15	12-Aug-15	32		Pad footing construction at G2d-1				
BG23360	Pad footing construction at G2d-2	20	05-Aug-15	28-Aug-15	79		Pad footing construction at G2d-2				
BG23320	Excavation for G2a	20	07-Aug-15	01-Sep-15	212		Excavation for G2a				
BG23370	Pile cap G2c-1	25	21-Aug-15	21-Sep-15	100			Pile cap G2c-1			
BG23380	Pad footing G2c-2	20	12-Sep-15	09-Oct-15	105			Pad footing G2c-2			
BG23390	Pad footing G2b	24	02-Oct-15	02-Nov-15	113				Pad footing G2b		
<b>Pier &amp; Abutment Construction</b>						<b>Pier &amp; Abutment Construction</b>					
BG23420	Construct Pier at G2d-1	32	26-Sep-15	09-Nov-15	32				Construct Pier at G2d-1		
BG23480	Construct abutment G2e	70	26-May-15 A	21-Dec-15	145						
<b>Bridge G1</b>						<b>Bridge G1</b>					
<b>Stage 2</b>						<b>Stage 2</b>					
<b>Design Submission and Approval</b>						<b>Design Submission and Approval</b>					
BG112300	Engineer's approval	21	20-Jul-15	12-Aug-15	469		Engineer's approval				
<b>Method Statement Submissions and Approval</b>						<b>Method Statement Submissions and Approval</b>					
BG112330	MSS-substructure construction	24	09-Feb-15 A	13-Oct-15	418						
BG112340	MSS-deck construction	24	14-Sep-15	13-Oct-15	418				MSS-deck construction		
<b>Off-site Works</b>						<b>Off-site Works</b>					
BG112000	Form traveller fabrication	90	14-Sep-15	07-Jan-16	334						
<b>Field Works</b>						<b>Field Works</b>					
<b>Substructure Works from Pier G1d to Pier G2a</b>						<b>Substructure Works from Pier G1d to Pier G2a</b>					
BG112060	Foundation for G1d	35	09-May-15 A	26-Sep-15	341				Foundation for G1d		
<b>Bridge H1-Section 1</b>						<b>Bridge H1-Section 1</b>					
<b>Stage 1</b>						<b>Stage 1</b>					
<b>Method Statement Submissions and Approval</b>						<b>Method Statement Submissions and Approval</b>					
BH11040	MSS-abutment construction	24	02-Jul-15 A	06-Jul-15 A			MSS-abutment construction				
<b>Field Works</b>						<b>Field Works</b>					
<b>Abutment H1f</b>						<b>Abutment H1f</b>					
BH11080	Completion first excavation of RW_B	0		31-Dec-14 A							
BH11090	Construct bored piles for H1f	60	24-Dec-14 A	21-Jan-15 A							
BH11100	Construct pile cap for H1f	36	30-Mar-15 A	24-Jun-15 A		cap for H1f					
BH11110	Construct abutment H1f	48	20-Jul-15	17-Sep-15	329		Construct abutment H1f				
<b>Bridge H1-Section 2</b>						<b>Bridge H1-Section 2</b>					
<b>Stage 2</b>						<b>Stage 2</b>					
<b>Design Submission and Approval</b>						<b>Design Submission and Approval</b>					
BH12790	DDA for substructure(draft)	17	28-Nov-14 A	09-Dec-14 A							
BH12800	Engineer's comments	17	09-Dec-14 A	02-Jan-15 A							
BH12810	DDA for substructure submission	17	02-Jan-15 A	16-Apr-15 A							
BH12820	Engineer's approval	17	18-Feb-15 A	30-May-15 A			Engineer's approval				
BH12860	Engineer's approval	17	20-Jul-15	07-Aug-15	319		Engineer's approval				
BH12680	TWD -Formwork design for pier	24	20-Jul-15	15-Aug-15	251		TWD -Formwork design for pier				
BH12690	TWD -Pierhead construction	24	20-Jul-15	15-Aug-15	251		TWD -Pierhead construction				
BH12700	TWD -Form traveller design	48	20-Jul-15	12-Sep-15	164		TWD -Form traveller design				
<b>Method Statement Submissions and Approval</b>						<b>Method Statement Submissions and Approval</b>					
BH12370	MSS-substructure construction	24	09-Feb-15 A	13-Oct-15	238						
BH12380	MSS-deck construction	24	14-Sep-15	13-Oct-15	238				MSS-deck construction		
<b>Off-site Works</b>						<b>Off-site Works</b>					
BH12720	Form traveller fabrication	90	14-Sep-15	07-Jan-16	160						

█ Remaining Level of Effort    █ Critical Remaining Work  
█ Actual Work    ◆ Milestone  
█ Remaining Work    ▼ Summary

CRBC - Kaden JV

Three-Month Rolling Programme

Date	Revision	Checked	Approved
06-Aug-15			

Activity ID	Activity Name	Original Duration	Start	Finish	Total Float	2015											
						Jul	Aug	Sep	Oct	Nov	Dec						
<b>Field Works</b>						Field Works											
<b>Foundation Works &amp; Pier construction</b>						Foundation Works & Pier construction											
<b>Foundation Works</b>						Foundation Works											
BH12580	Bored piles and Foundation for H1d	66	11-Apr-15 A	28-Aug-15	196	Bored piles and Foundation for H1d											
BH12590	Foundation for H1e	35	28-Aug-15	14-Oct-15	196	Foundation for H1e											
<b>Pier construction</b>						Pier construction											
BH12540	Construct Pier H1d	32	28-Aug-15	10-Oct-15	430	Construct Pier H1d											
<b>Culvert 1(TBM)-Stage 4</b>						Culvert 1(TBM)-Stage 4											
<b>Field Works</b>						Field Works											
<b>TBM Driving</b>						TBM Driving											
CUL13090	TBM preparation	36	13-Feb-15 A	12-May-15 A	-15	TBM preparation											
CUL13120	TBM driving	66	15-May-15 A	05-Aug-15	-15	TBM driving											
<b>Receiving Pit</b>						Receiving Pit											
CUL13130	Trial trench	7	09-Jan-15 A	16-Jan-15 A		Trial trench											
CUL13140	ELS	72	04-Feb-15 A	23-Mar-15 A		ELS											
CUL13150	Prepare for TBM Exit and remove TBM	10	05-Aug-15	18-Aug-15	-12	Prepare for TBM Exit and remove TBM											
<b>Demolishing the Existing Box Culvert</b>						Demolishing the Existing Box Culvert											
CUL13250	Demolishing the existing box culvert	30	16-Apr-15 A	30-Jun-15 A		Demolishing the existing box culvert											
<b>MH5 &amp; MH2</b>						MH5 & MH2											
CUL13260	Construct MH5	36	18-Aug-15	05-Oct-15	-12	Construct MH5											
CUL13265	Construct MH2	64	18-Aug-15	10-Nov-15	33	Construct MH2											
<b>Bay15 to Bay16</b>						Bay15 to Bay16											
CUL13290	Sheetpile installation	18	05-Oct-15	28-Oct-15	-12	Sheetpile installation											
<b>MH7</b>						MH7											
CUL13330	Trial trench	9	20-Jan-15 A	21-Jan-15 A		Trial trench											
CUL13350	Excavation and removal of existing box culvert	21	13-Jun-15 A	27-Jul-15	85	Excavation and removal of existing box culvert											
CUL13360	Manhole construction	21	27-Jul-15	22-Aug-15	85	Manhole construction											
CUL13370	Backfilling and removal of sheetpile	14	22-Aug-15	09-Sep-15	85	Backfilling and removal of sheetpile											
<b>FC1</b>						FC1											
CUL13380	Completion of TBM	0	05-Aug-15		15	Completion of TBM											
CUL13400	Sheetpile installation	26	26-Apr-15 A	11-Aug-15	12	Sheetpile installation											
CUL13410	Excavation and demolishing works	51	19-Mar-15 A	05-Oct-15	12	Excavation and demolishing works											
CUL13420	FC1 construction	40	05-Oct-15	24-Nov-15	12	FC1 construction											
<b>FC2</b>						FC2											
CUL13440	Trial trench	10	06-Jan-15 A	09-Jan-15 A		Trial trench											
CUL13450	Sheetpile installation for FC2	21	04-Mar-15 A	25-Jul-15	17	Sheetpile installation for FC2											
CUL13460	Excavation and removal of box culvert	21	23-Mar-15 A	05-Aug-15	17	Excavation and removal of box culvert											
CUL13470	Construction of chamber FC2	30	05-Aug-15	11-Sep-15	17	Construction of chamber FC2											
CUL13480	Backfilling and removal section of sheetpile	14	11-Sep-15	02-Oct-15	17	Backfilling and removal section of sheetpile											
<b>BY-Pass Sewer between FC1 and FC2(1800 Pipe)</b>						BY-Pass Sewer between FC1 and FC2(1800 Pipe)											
CUL13490	Sheetpile installation for FC2 to FC1	21	11-Sep-15	10-Oct-15	17	Sheetpile installation for FC2 to FC1											
<b>Site Formation - Retaining Structure RW_A</b>						Site Formation - Retaining Structure RW_A											
<b>Stage 3</b>						Stage 3											
<b>Temporary Works Design Submission and Approval</b>						Temporary Works Design Submission and Approval											
RWA20010	Haul road design submission and approval	48	28-Jul-15	21-Sep-15	267	Haul road design submission and approval											
RWA20020	ELS design submission and approval	48	22-Sep-15	19-Nov-15	267	ELS design submission and approval											
RWA20030	Formwork design submission and approval	48	22-Sep-15	19-Nov-15	267	Formwork design submission and approval											
<b>Method Statement Submission and Approval</b>						Method Statement Submission and Approval											
RWA20040	Method Statement Submission and Approval for ELS	48	28-Jul-15	21-Sep-15	267	Method Statement Submission and Approval for ELS											
RWA20050	Method Statement Submission and Approval for Retaining Wall Construction	48	22-Sep-15	19-Nov-15	267	Method Statement Submission and Approval for Retaining Wall Construction											
<b>Retaining Wall A</b>						Retaining Wall A											
RWA20090	Pruning for tree transplanting Portion I	72	25-Aug-15	25-Nov-15	213	Pruning for tree transplanting Portion I											
<b>Site Formation - Retaining Structure for Slope TP_F</b>						Site Formation - Retaining Structure for Slope TP_F											
<b>Stage 3</b>						Stage 3											
<b>Retaining Structure for Slope TP_F</b>						Retaining Structure for Slope TP_F											
RWF31306	Excavation for Bay 20	20	08-Jan-15 A	10-Jan-15 A		Excavation for Bay 20											
RWF31332	Commencement of staircase foundation	0	20-Jul-15		446	Commencement of staircase foundation											
RWF31308	Backfilling	50	10-Feb-15 A	28-Jul-15	301	Backfilling											
RWF31330	Construct Retaining Wall-Wall construction( Bay 4 to Bay 6 )	30	15-May-15 A	11-Jan-16	207	Construct Retaining Wall-Wall construction( Bay 4 to Bay 6 )											

█ Remaining Level of Effort    █ Critical Remaining Work  
█ Actual Work    ◆ Milestone  
█ Remaining Work    ▶ Summary

CRBC - Kaden JV

Three-Month Rolling Programme

Date	Revision	Checked	Approved
06-Aug-15			



Activity ID	Activity Name	Original Duration	Start	Finish	Total Float	2015					
						Jul	Aug	Sep	Oct	Nov	Dec
RWF31440	Excavation bay 21-28	25	12-May-15 A	18-Apr-16	207						
RWF31450	Construct Retaining Wall-Base slab( Bay 21 to Bay 28 )	36	18-May-15 A	30-May-16	207						
<b>Site Formation - Retaining Structure for Slope TP_G</b>											
<b>Stage 3</b>											
<b>Temporary Works Design Submission and Approval</b>											
RWG10000	ELS design submission and approval	28	05-Oct-15	06-Nov-15	297						
<b>Site Formation - Slope TP_A &amp; Associated Works</b>											
<b>Stage 3</b>											
<b>Slope Feature - Slope TP_A</b>											
TPA41130	Laying Erosion Control Mat for slope A1	3	11-Nov-14 A	30-Nov-14 A							
TPA41180	Excavation of Soil (9323m3) for slope A3	40	01-Oct-14 A	02-Dec-14 A							
TPA41150	Raking Drain Construction for slope A2	16	24-Nov-14 A	24-Dec-14 A							
TPA41160	U-channel and Berm for slope A2	21	30-Nov-14 A	31-Dec-14 A							
TPA41170	Laying Erosion Control Mat for slope A2	3	02-Dec-14 A	31-Dec-14 A							
TPA41190	Excavation of Rock (8850m3) for slope A3	70	02-Dec-14 A	08-Apr-15 A							
TPA41350	Forming East Portal Formation and temporary ground drainage works	50	10-Mar-15 A	22-Jul-15	116						
TPA41700	Construct Cascade A	60	20-Jul-15	05-Oct-15	116						
<b>Site Formation - Slope TP_B &amp; Associated Works</b>											
<b>Stage 3</b>											
<b>Slope Feature - Slope TP_B</b>											
TPB40900	Laying Erosion Control Mat for slope B2	3	10-Nov-14 A	13-Nov-14 A							
TPB40800	U-channel and Berm for slope B2	21	26-Nov-14 A	10-Dec-14 A							
TPB41000	Excavation of Soil (11,200m3) for slope B3	40	14-Nov-14 A	30-Dec-14 A							
TPB41100	Excavation of Rock (17,900m3) for slope B3	90	02-Jan-15 A	22-Jun-15 A							
TPB41210	U-channel and Berm for slope B3	21	02-Mar-15 A	28-Jul-15	470						
TPB41220	Laying Erosion Control Mat for slope B3	3	20-Apr-15 A	28-Jul-15	470						
TPB43600	Forming road formation and temporary ground drainage works	14	28-Jul-15	14-Aug-15	470						
<b>Achievement of KD-3(Stage 3) for Slope B</b>											
TPB41710	Remaining civil works	90	14-Aug-15	08-Dec-15	470						
<b>Site Formation - Slope TP_C &amp; Associated Works</b>											
<b>Stage 3</b>											
<b>Slope Feature - Slope TP_C</b>											
TPC50600	Raking Drain Construction for slope C1	8	18-Dec-14 A	12-Jan-15 A							
TPC50700	U-channel and Berm for slope C1	25	18-Dec-14 A	18-Jun-15 A							
TPC51160	Remaining excavation works and forming road formation	45	21-Jun-15 A	20-Jul-15 A							
<b>Achievement of KD-3(Stage 3) for Slope C</b>											
TPC51310	Remaining civil works	50	20-Jul-15	19-Sep-15	532						
<b>Site Formation - Slope TP_D &amp; Associated Works</b>											
<b>Stage 3</b>											
<b>Slope Feature - Slope TP_D</b>											
TPD51350	U-channel and Berm for slope D1, D2a and D2b	11	20-Jan-15 A	01-Feb-15 A							
TPD51400	Excavation of Rock (4,670m3) for slope D3a, D3b and D4	25	01-Feb-15 A	30-May-15 A							
TPD51500	Excavation of Soil (3,260m3) for slope D5	10	22-Apr-15 A	02-Jul-15 A							
TPD51550	Excavation of Rock (3,080m3) for slope D5	16	22-Apr-15 A	22-Jul-15	67						
TPD51450	U-channel and Berm for slope D3a, D3b and D4	15	01-Feb-15 A	25-Jul-15	67						
TPD51600	U-channel and Berm for slope D5	15	02-May-15 A	01-Aug-15	67						
TPD51700	Excavation of Rock (5,450m3) for slope D6a and D6b	28	03-Jun-15 A	19-Aug-15	67						
TPD52800	Forming West Portal Formation and temporary ground drainage works	10	19-Aug-15	01-Sep-15	67						
TPD51750	U-channel and Berm for slope D6a and D6b	21	06-Jul-15 A	07-Sep-15	67						
<b>Achievement of KD-7(Section 4) for Slope D</b>											
TPD51253	Remaining works in Portion D	90	07-Sep-15	31-Dec-15	276						
<b>Achievement of KD-3(Stage 3) for Slope D</b>											
TPD52350	Remaining civil works	90	01-Sep-15	23-Dec-15	458						
<b>Site Formation - Slope TP_E &amp; Associated Works</b>											
<b>Stage 3</b>											
<b>Slope Feature - Slope TP_E at Toll Control Building Area</b>											
TPE61120	Soil Nail RowB Level + 59.20 (Install and grouting)	25	02-Feb-15 A	05-Feb-15 A							
TPE61350	Excavation of Rock (2,000m3) for slope E1b	30	30-Jan-15 A	02-Jul-15 A							
TPE61380	U-channel (230m) and Berm for slope E1b and E1c	50	22-Jun-15 A	17-Jul-15 A							

█ Remaining Level of Effort    █ Critical Remaining Work  
█ Actual Work    ◆ Milestone  
█ Remaining Work    ▶ Summary

CRBC - Kaden JV

Three-Month Rolling Programme

Date	Revision	Checked	Approved
06-Aug-15			



Activity ID	Activity Name	Original Duration	Start	Finish	Total Float	2015				
						Jul	Aug	Sep	Oct	Nov
UDP30360	CH534.9-CH522 Drill and Break Cycle (3 days/m)-Top heading	38	23-Apr-15 A	02-Jun-15 A		s/m)-Top heading				
UDP30340	Install Canopy Supporting System and Tunnel Face Support	40	16-Apr-15 A	25-Jul-15	179	Install Canopy Supporting System and Tunnel Face Support				
UDP30380	CH522-CH508 Probing and Horizontal Pre-Spilt Drill	42	03-Jun-15 A	22-Oct-15	151	CH522-CH508 Probing and Horizontal Pre-Spilt Drill				
UDP30390	CH522-CH508 Drill and Break Cycle (3 days/m) w/e Arch Rib Support	42	21-Jun-15 A	22-Oct-15	151	CH522-CH508 Drill and Break Cycle (3 days/m) w/e Arch Rib Support				
<b>Road and Drainage Work at for Lung Fu Road Roundabout</b>		77	21-Nov-14 A	27-Oct-15	187	Road and Drainage Work at for Lung Fu Road Roundabout				
<b>Section 3</b>		77	21-Nov-14 A	27-Oct-15	187	Section 3				
<b>Road and drainage works under LFR R/A TTA stage 1</b>		65	21-Nov-14 A	23-Jan-15 A						
LF10050	Site clearance and existing slope cut at LFR for road widening	10	21-Nov-14 A	11-Dec-14 A						
LF10100	UU protection to widened LMR	15	21-Nov-14 A	11-Dec-14 A						
LF10350	Drainage & Sewerage works	30	12-Dec-14 A	23-Jan-15 A						
LF10400	Watermains	20	12-Dec-14 A	23-Jan-15 A						
LF10450	Irrigation / UU / PL	20	12-Dec-14 A	23-Jan-15 A						
<b>Road and drainage works under LFR R/A TTA stage 2a</b>		77	20-Jul-15	27-Oct-15	187	Road and drainage works under LFR R/A TTA stage 2a				
LF20050	Slope cut/filled at LMR for the further roundabout	30	20-Jul-15	25-Aug-15	187	Slope cut/filled at LMR for the further roundabout				
LF20100	Traffic on LMR diverted to LFR junction	7	26-Aug-15	03-Sep-15	187	Traffic on LMR diverted to LFR junction				
LF20350	Drainage & Sewerage works	30	04-Sep-15	13-Oct-15	187	Drainage & Sewerage works				
LF20400	Watermains	20	02-Oct-15	27-Oct-15	187	Watermains				
LF20450	Irrigation / UU / PL	20	02-Oct-15	27-Oct-15	187	Irrigation / UU / PL				

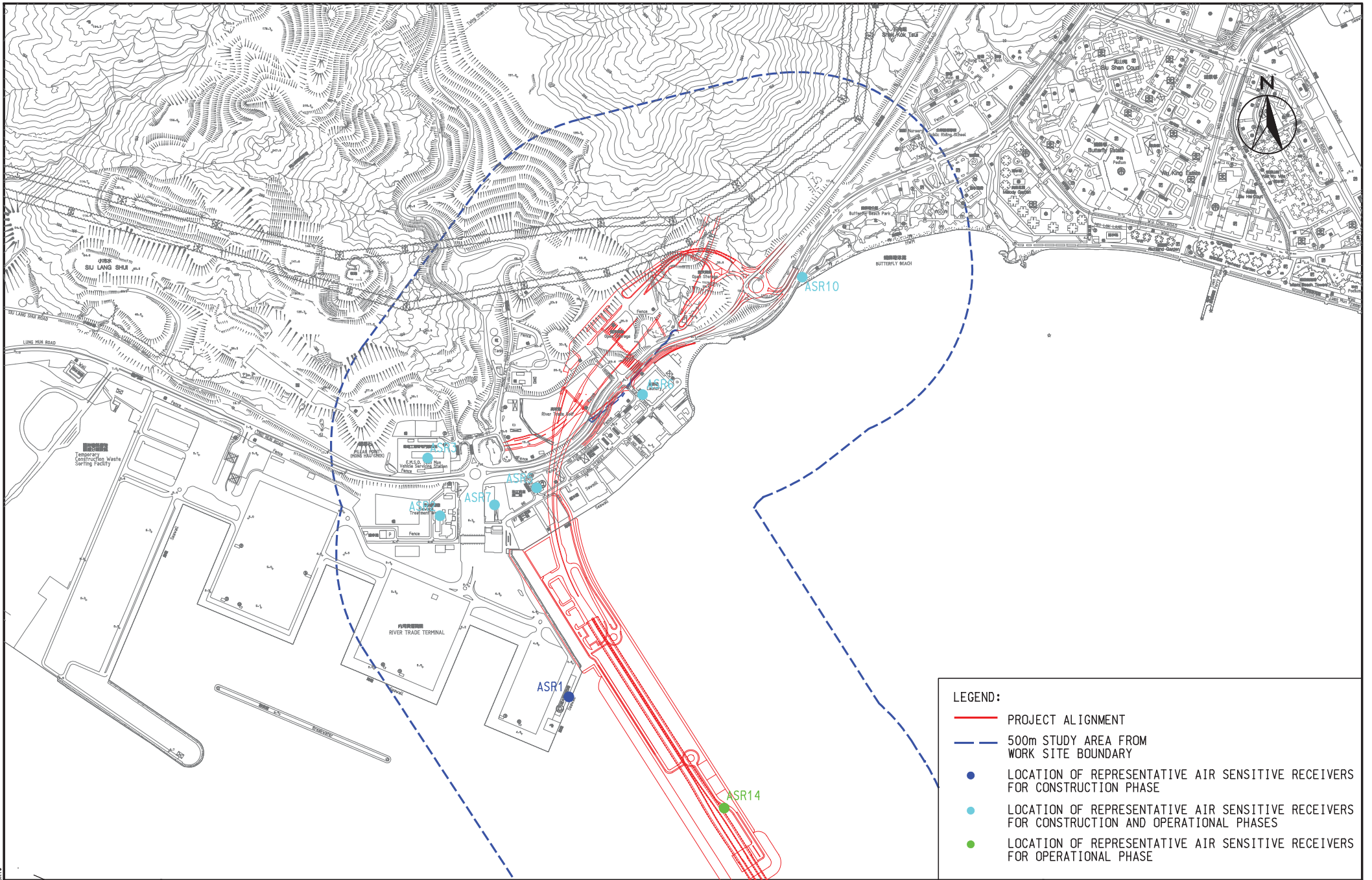
█ Remaining Level of Effort    █ Critical Remaining Work  
█ Actual Work    ◆ Milestone  
█ Remaining Work    ▼ Summary

**CRBC - Kaden JV**  
**Three-Month Rolling Programme**

Date	Revision	Checked	Approved
06-Aug-15			

## **Appendix E**

### **Monitoring Locations / Sensitive Receivers for the Contract**

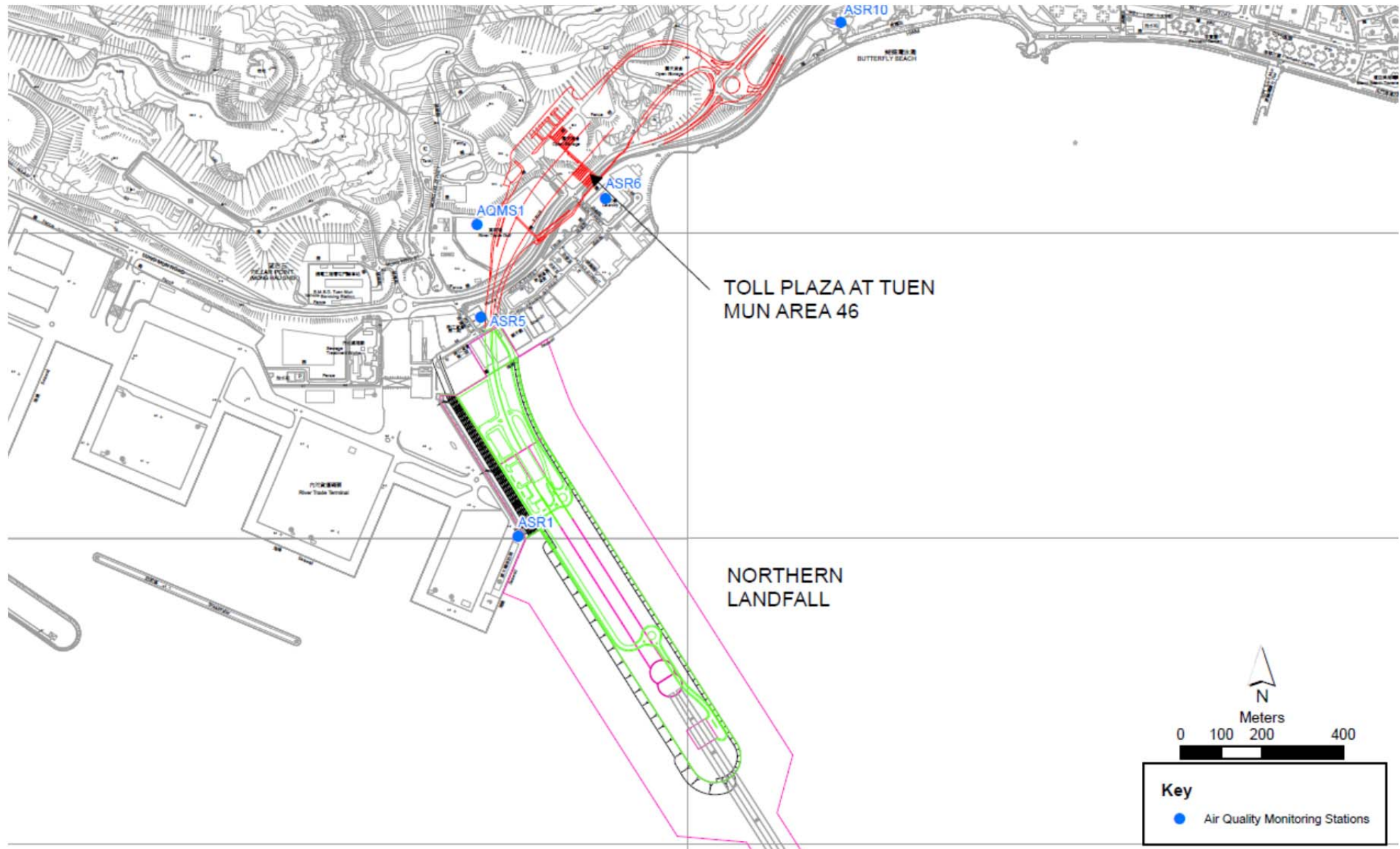


**LEGEND:**

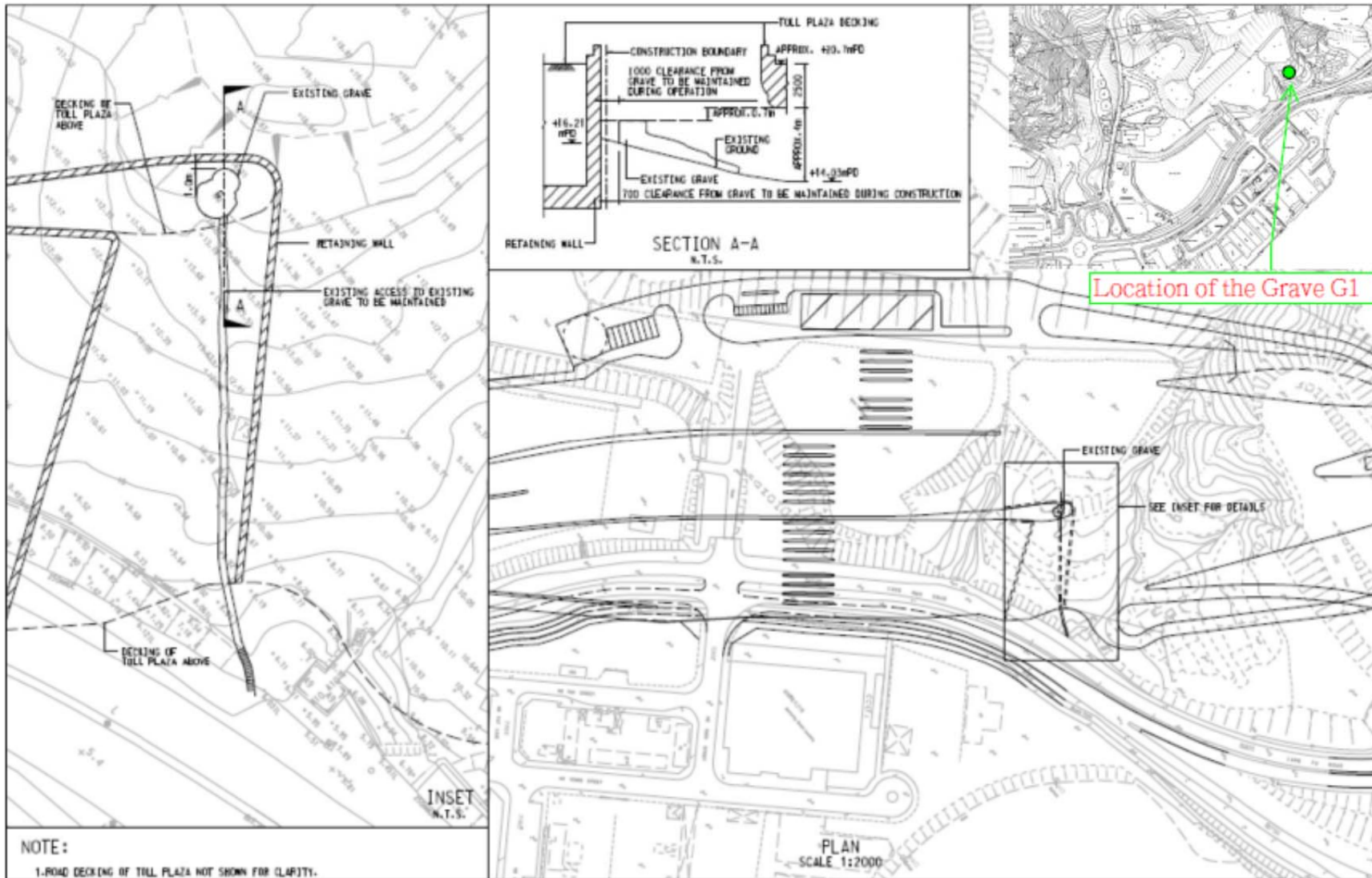
- PROJECT ALIGNMENT
- - - 500m STUDY AREA FROM WORK SITE BOUNDARY
- LOCATION OF REPRESENTATIVE AIR SENSITIVE RECEIVERS FOR CONSTRUCTION PHASE
- LOCATION OF REPRESENTATIVE AIR SENSITIVE RECEIVERS FOR CONSTRUCTION AND OPERATIONAL PHASES
- LOCATION OF REPRESENTATIVE AIR SENSITIVE RECEIVERS FOR OPERATIONAL PHASE

AGREEMENT NO. CE 52/2007(HY)  
 TUEN MUN - CHEK LAP KOK LINK - INVESTIGATION  
**REPRESENTATIVE AIR SENSITIVE RECEIVERS**

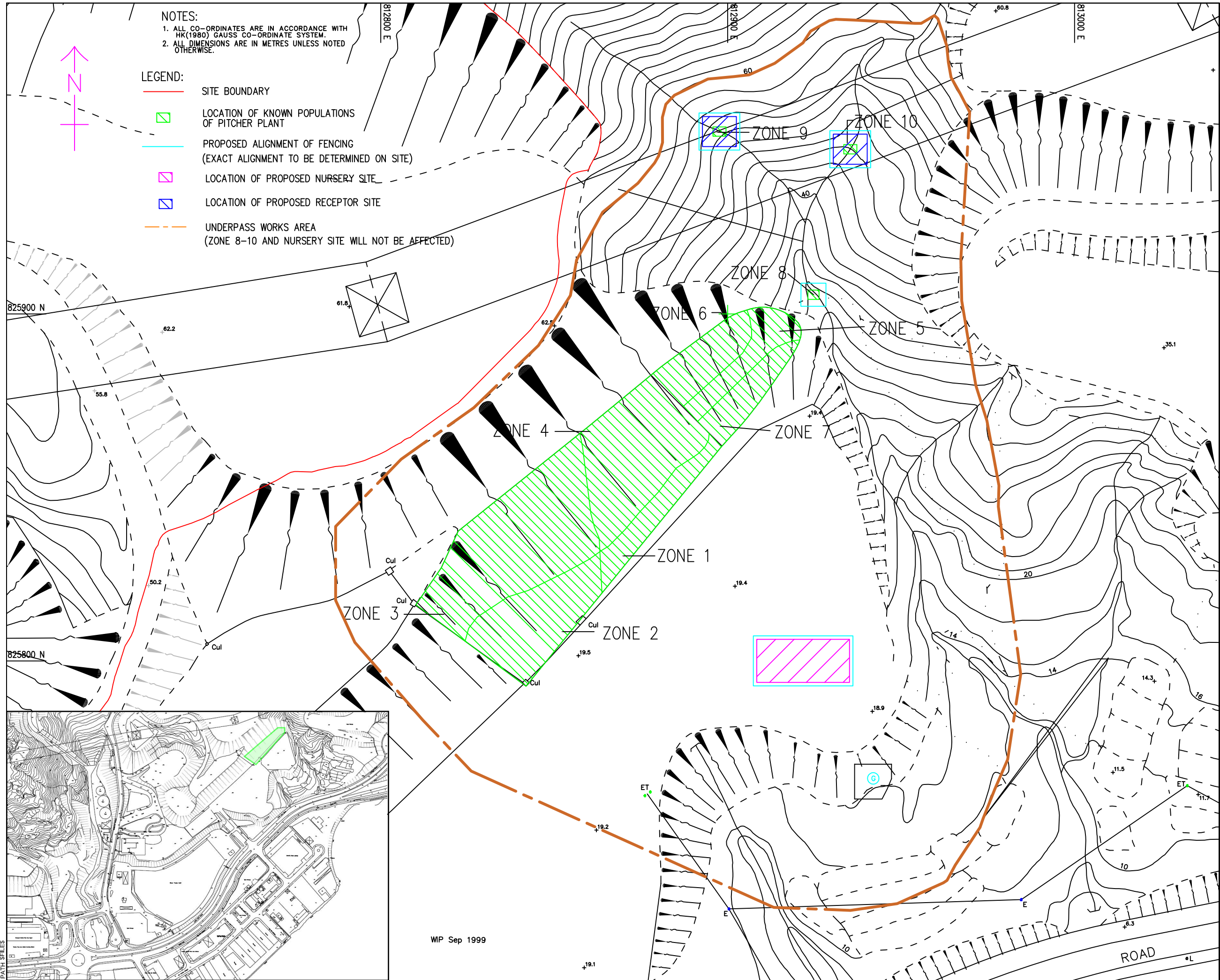
SCALE	1 : 10 000	DATE
-------	------------	------



**Air Quality Monitoring Location**



Location of the Grave G1



**NOTES:**

1. ALL CO-ORDINATES ARE IN ACCORDANCE WITH HK(1980) GAUSS CO-ORDINATE SYSTEM.
2. ALL DIMENSIONS ARE IN METRES UNLESS NOTED OTHERWISE.

**LEGEND:**

- SITE BOUNDARY
- ▨ LOCATION OF KNOWN POPULATIONS OF PITCHER PLANT
- PROPOSED ALIGNMENT OF FENCING (EXACT ALIGNMENT TO BE DETERMINED ON SITE)
- ▨ LOCATION OF PROPOSED NURSERY SITE
- LOCATION OF PROPOSED RECEPTOR SITE
- UNDERPASS WORKS AREA (ZONE 8-10 AND NURSERY SITE WILL NOT BE AFFECTED)



**PROJECT**  
 TUEN MUN - CHEK LAP KOK LINK

**CONTRACT TITLE**  
 TUEN MUN - CHEK LAP KOK LINK - NORTHERN CONNECTION TOLL PLAZA AND ASSOCIATED WORKS

**CLIENT**  
**HIGHWAYS DEPARTMENT**  
 香港路政署  
 Hong Kong - Zhuhai - Macao Bridge  
 Hong Kong Project Management Office

**CONSULTANT**  
**AECOM**  
 AECOM Asia Company Ltd.  
 www.aecom.com

**SUB-CONSULTANTS**

**ISSUE/REVISION**

NO.	DATE	DESCRIPTION	CHK.
A	FEB.14	TENDER ADDENDUM NO. 1	CWN
-	JAN.14	TENDER DRAWING	CWN

**STATUS**  
 PRELIMINARY

**SCALE**  
 A1 1 : 500

**DIMENSION UNIT**  
 METRES

**KEY PLAN**

**PROJECT NO.**  
 60240249

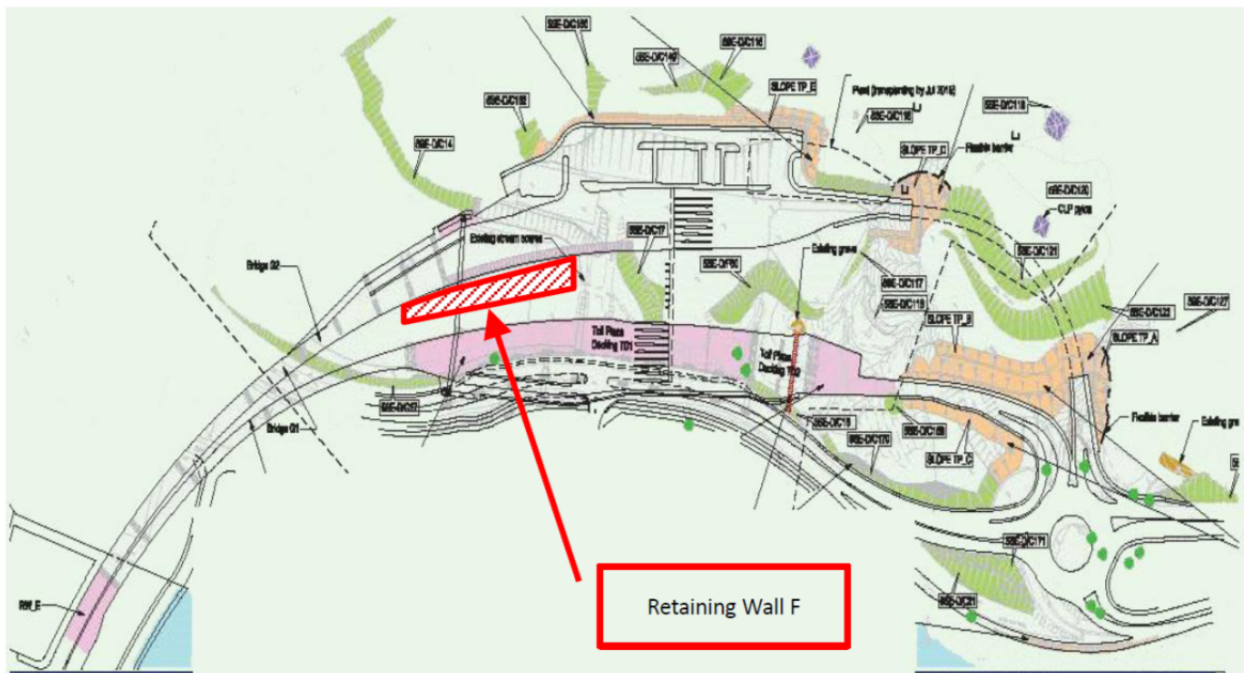
**CONTRACT NO.**  
 HY/2013/12

**SHEET TITLE**  
 LOCATION OF KNOWN POPULATION OF PITCHER PLANT AND PROPOSED TM-CLKL SITE BOUNDARY

**SHEET NUMBER**  
 60240249/C3/6503A

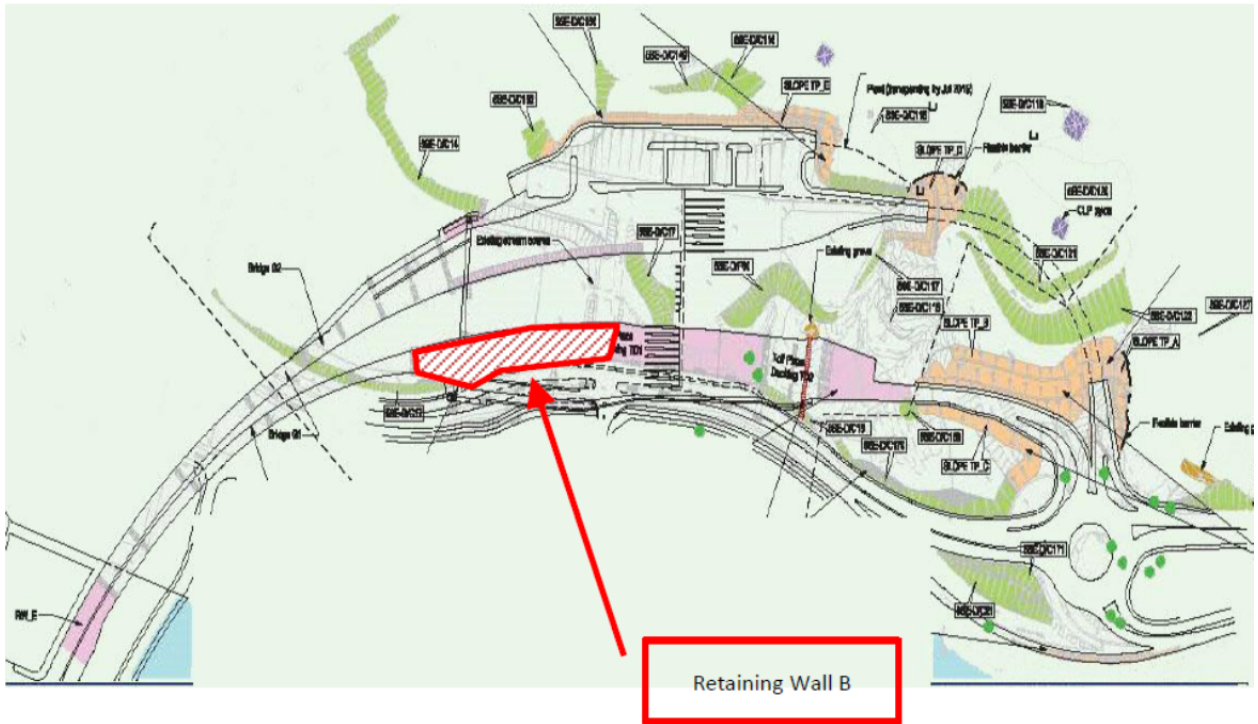


### Retaining Wall F



Location of the Retaining Wall F

Retaining Wall B



**Location of the Retaining Wall B**

## **Appendix F**

### **Event and Action Plan**

Event and Action Plan for Air Quality

EVENT	ACTION			
	ET <sup>(1)</sup>	IEC <sup>(1)</sup>	SOR <sup>(1)</sup>	Contractor(s)
<b>Action Level</b>				
Exceedance recorded	<ol style="list-style-type: none"> <li>1 Identify the source.</li> <li>2 Repeat measurements to confirm findings. If two consecutive measurements exceed Action Level, the exceedance is then confirmed.</li> <li>3 Inform the IEC and the SOR</li> <li>4 Investigate the cause of exceedance and check Contractor's working procedures to determine possible mitigation to be implemented.</li> <li>5 If the exceedance is confirmed to be Project related after investigation, increase monitoring frequency to daily.</li> <li>6 Discuss with the IEC and the Contractor on remedial actions required.</li> <li>7 If exceedance continues, arrange meeting with the IEC and the SOR.</li> <li>8 If exceedance stops, cease additional monitoring.</li> </ol>	<ol style="list-style-type: none"> <li>1 Check monitoring data submitted by the ET.</li> <li>2 Check the Contractor's working method.</li> <li>3 If the exceedance is confirmed to be Project related after investigation, discuss with the ET and the Contractor on possible remedial measures.</li> <li>4 Advise the SOR on the effectiveness of the proposed remedial measures.</li> <li>5 Supervisor implementation of remedial measures.</li> </ol>	<ol style="list-style-type: none"> <li>1 Confirm receipt of notification of failure in writing.</li> <li>2 Notify the Contractor.</li> <li>3 Ensure remedial measures properly implemented.</li> </ol>	<ol style="list-style-type: none"> <li>1 Rectify any unacceptable practice.</li> <li>2 Amend working methods if appropriate</li> <li>3 If the exceedance is confirmed to be Project related, submit proposals for remedial actions to IEC within 3 working days of notification</li> <li>4 Implement the agreed proposals</li> <li>5 Amend proposal if appropriate.</li> </ol>
<b>Limit Level</b>				
Exceedance recorded	<ol style="list-style-type: none"> <li>1. Identify the source.</li> <li>2. Repeat measurement to confirm finding. If two consecutive measurements exceed Limit Level, the exceedance is then confirmed.</li> <li>3. Inform the IEC, the SOR, the DEP and the Contractor.</li> <li>4. Investigate the cause of exceedance and check Contractor's working procedures to determine possible mitigation to be implemented.</li> <li>5. If the exceedance is confirmed to be Project related after investigation, increase monitoring frequency to daily.</li> <li>6. Carry out analysis of the Contractor's working procedures to determine possible mitigation to be implemented.</li> <li>7. Arrange meeting with the IEC and the SOR to discuss the remedial actions to be taken.</li> <li>8. Assess effectiveness of the Contractor's remedial actions and keep the IEC, the DEP and the SOR informed of the results.</li> <li>9. If exceedance stops, cease additional monitoring.</li> </ol>	<ol style="list-style-type: none"> <li>1 Check monitoring data submitted by the ET.</li> <li>2 Check Contractor's working method.</li> <li>3 If the exceedance is confirmed to be Project related after investigation, discuss with the ET and the Contractor on possible remedial measures.</li> <li>4 Advise the SOR on the effectiveness of the proposed remedial measures.</li> <li>5 Supervisor implementation of remedial measures.</li> </ol>	<ol style="list-style-type: none"> <li>1. Confirm receipt of notification of failure in writing.</li> <li>2. Notify the Contractor.</li> <li>3. If the exceedance is confirmed to be Project related after investigation, in consultation with the IEC, agree with the Contractor on the remedial measures to be implemented.</li> <li>4. Ensure remedial measures are properly implemented.</li> <li>5. If exceedance continues, consider what activity of the work is responsible and instruct the Contractor to stop that activity of work until the exceedance is abated.</li> </ol>	<ol style="list-style-type: none"> <li>1 Take immediate action to avoid further exceedance.</li> <li>2 If the exceedance is confirmed to be Project related after investigation, submit proposals for remedial actions to IEC within 3 working days of notification.</li> <li>3 Implement the agreed proposals.</li> <li>4 Amend proposal if appropriate.</li> <li>5 Stop the relevant activity of works as determined by the SOR until the exceedance is abated.</li> </ol>

**Event and Action Plan for Landscape and Visual Impact**

EVENT ACTION LEVEL	ACTION			
	ET	IEC	ER	Contractor
Design Check	<ul style="list-style-type: none"> <li>• Check final design conforms to the requirements of EP and prepare report.</li> </ul>	<ul style="list-style-type: none"> <li>• Check report.</li> <li>• Recommend remedial design if necessary</li> </ul>	<ul style="list-style-type: none"> <li>• Undertake remedial design if necessary</li> </ul>	
Non- conformity on one occasion	<ul style="list-style-type: none"> <li>• Identify Source</li> <li>• Inform IEC and ER</li> <li>• Discuss remedial actions with IEC, ER and Contractor</li> <li>• Monitor remedial actions until rectification has been completed</li> </ul>	<ul style="list-style-type: none"> <li>• Check report</li> <li>• Check Contractor's working method</li> <li>• Discuss with ET and Contractor on possible remedial measures</li> <li>• Advise ER on effectiveness of proposed remedial measures.</li> <li>• Check implementation of remedial measures</li> </ul>	<ul style="list-style-type: none"> <li>• Notify Contractor</li> <li>• Ensure remedial measures are properly implemented</li> </ul>	<ul style="list-style-type: none"> <li>• Amend working methods</li> <li>• Rectify damage and undertake any necessary replacement</li> </ul>
Repeated Non-conformity	<ul style="list-style-type: none"> <li>• Identify Source</li> <li>• Inform IEC and ER</li> <li>• Increase monitoring frequency</li> <li>• Discuss remedial actions with IEC, ER and Contractor</li> <li>• Monitor remedial actions until rectification has been completed</li> <li>• If nonconformity stops, cease additional monitoring</li> </ul>	<ul style="list-style-type: none"> <li>• Check monitoring report</li> <li>• Check Contractor's working method</li> <li>• Discuss with ET and Contractor on possible remedial measures</li> <li>• Advise ER on effectiveness of proposed remedial measures</li> <li>• Supervise implementation of remedial measures</li> </ul>	<ul style="list-style-type: none"> <li>• Notify Contractor</li> <li>• Ensure remedial measures are properly implemented</li> </ul>	<ul style="list-style-type: none"> <li>• Amend working methods</li> <li>• Rectify damage and undertake any necessary replacement</li> </ul>

**Event / Action Plan for Cultural Heritage**

Action Level	ET	IC (E)	ER	Contractor
Non- conformity on one occasion	<ol style="list-style-type: none"> <li>1. Identify Source</li> <li>2. Inform the IEC and the ER</li> <li>3. Discuss remedial actions with the IEC, the ER and the Contractor</li> <li>4. Monitor remedial actions until rectification has been completed</li> </ol>	<ol style="list-style-type: none"> <li>1. Check report</li> <li>2. Check the Contractor's working method</li> <li>3. Discuss with the ET and the Contractor on possible remedial measures</li> <li>4. Advise the ER on effectiveness of proposed remedial measures.</li> <li>5. Check implementation of remedial measures.</li> </ol>	<ol style="list-style-type: none"> <li>1. Notify Contractor</li> <li>2. Ensure remedial measures are properly implemented</li> </ol>	<ol style="list-style-type: none"> <li>1. Amend working methods</li> <li>2. Rectify damage and undertake any necessary replacement</li> </ol>
Repeated Non-conformity	<ol style="list-style-type: none"> <li>1. Identify Source</li> <li>2. Inform the IC(E) and the ER</li> <li>3. Increase monitoring frequency</li> <li>4. Discuss remedial actions with the IC(E), the ER and the Contractor</li> <li>5. Monitor remedial actions until</li> <li>6. rectification has been completed</li> <li>7. If exceedance stops, cease additional monitoring</li> </ol>	<ol style="list-style-type: none"> <li>1. Check monitoring report</li> <li>2. Check the Contractor's working method</li> <li>3. Discuss with the ES and the Contractor on possible remedial measures</li> <li>4. Advise the ER on effectiveness of proposed remedial measures</li> <li>5. Supervise implementation of remedial measures.</li> </ol>	<ol style="list-style-type: none"> <li>1. Notify the Contractor</li> <li>2. Ensure remedial measures are properly implemented</li> </ol>	<ol style="list-style-type: none"> <li>1. Amend working methods</li> <li>2. Rectify damage and undertake any necessary replacement</li> </ol>

*Note:*

ET – Environmental Specialist, IEC – Independent Environmental Checker, ER – Engineer’s Representative

**Event / Action Plan for General Ecology**

<b>Action Level</b>	<b>ET</b>	<b>IEC</b>	<b>ER</b>	<b>Contractor</b>
Non-conformity on one occasion	<ul style="list-style-type: none"> <li>Identify Source</li> <li>Inform the IEC and the ER</li> <li>Discuss remedial actions with the IEC, the ER and the Contractor</li> <li>Monitor remedial actions until rectification has been completed</li> </ul>	<ul style="list-style-type: none"> <li>Check report</li> <li>Check the Contractor's working method</li> <li>Discuss with the ET and the Contractor on possible remedial measures</li> <li>Advise the ER on effectiveness of proposed remedial measures.</li> <li>Check implementation of remedial measures.</li> </ul>	<ul style="list-style-type: none"> <li>Notify Contractor</li> <li>Ensure remedial measures are properly implemented</li> <li>Consider and instruct, if necessary, the Contractor to slow down or to stop all or part of the works in the case of a serious nonconformity until situation rectified.</li> </ul>	<ul style="list-style-type: none"> <li>Amend working methods</li> <li>Rectify damage and undertake any necessary replacement</li> </ul>
Repeated Non conformity	<ul style="list-style-type: none"> <li>Identify Source</li> <li>Inform the IC(E) and the ER</li> <li>Increase monitoring frequency</li> <li>Discuss remedial actions with the IC(E), the ER and the Contractor</li> <li>Monitor remedial actions until rectification has been completed</li> <li>If exceedance stops, cease additional monitoring</li> </ul>	<ul style="list-style-type: none"> <li>Check monitoring report</li> <li>Check the Contractor's working method</li> <li>Discuss with the ES and the Contractor on possible remedial measures</li> <li>Advise the ER on effectiveness of proposed remedial measures</li> <li>Supervise implementation of remedial measures</li> </ul>	<ul style="list-style-type: none"> <li>Notify the Contractor</li> <li>Ensure remedial measures are properly implemented</li> <li>Consider and instruct, if necessary, the Contractor to slow down or to stop all or part of the works in the case of a serious nonconformity until situation rectified.</li> </ul>	<ul style="list-style-type: none"> <li>Amend working methods</li> <li>Rectify damage and undertake any necessary replacement</li> </ul>

Note:

ET – Environmental Specialist, IC(E) – Independent Checker (Environmental), ER – Engineer’s Representative

**Actions in the Event of Landfill Gas being Detected in Excavation / Confined Area**

Parameter	Measurement	Action
Oxygen	< 19%	- Ventilate to restore oxygen to > 19%
	< 18%	- Stop work - Evacuate personnel / prohibit entry - Increase ventilation to restore to > 19%
Methane	> 10% LEL (> 0.5% v/v)	- Prohibit hot work - Ventilate to restore methane to < 10% LEL
	> 20% LEL (>1% v/v)	- Stop work - Evacuate personnel / prohibit entry - Increase ventilation to restore to < 10%
Carbon Dioxide	> 0.5%	- Ventilate to restore oxygen to < 0.5%
	> 1.5%	- Stop work - Evacuate personnel / prohibit entry - Increase ventilation to restore to < 0.5%



## **Appendix G**

### **Monitoring Schedule**

**Impact Monitoring Schedule for August 2015**

Date		Landfill Gas Monitoring	Landscape and Visual Monitoring
SAT	1-AUG-15	✓	
SUN	2-AUG-15		
MON	3-AUG-15	✓	
TUE	4-AUG-15	✓	
WED	5-AUG-15	✓	
THU	6-AUG-15	✓	
FRI	7-AUG-15	✓	✓
SAT	8-AUG-15	✓	
SUN	9-AUG-15		
MON	10-AUG-15	✓	
TUE	11-AUG-15	✓	
WED	12-AUG-15	✓	
THU	13-AUG-15	✓	
FRI	14-AUG-15	✓	✓
SAT	15-AUG-15	✓	
SUN	16-AUG-15		
MON	17-AUG-15	✓	
TUE	18-AUG-15	✓	
WED	19-AUG-15	✓	
THU	20-AUG-15	✓	
FRI	21-AUG-15	✓	✓
SAT	22-AUG-15	✓	
SUN	23-AUG-15		
MON	24-AUG-15	✓	
TUE	25-AUG-15	✓	
WED	26-AUG-15	✓	
THU	27-AUG-15	✓	
FRI	28-AUG-15	✓	✓
SAT	29-AUG-15	✓	
SUN	30-AUG-15		
MON	31-AUG-15	✓	

✓	Monitoring Day
	Sunday or Public Holiday

Impact Monitoring Schedule for September 2015

DATE		Landfill Gas Monitoring	Landscape and Visual Monitoring
TUE	1-SEP-15	✓	
WED	2-SEP-15	✓	
THU	3-SEP-15		
FRI	4-SEP-15	✓	✓
SAT	5-SEP-15	✓	
SUN	6-SEP-15		
MON	7-SEP-15	✓	
TUE	8-SEP-15	✓	
WED	9-SEP-15	✓	
THU	10-SEP-15	✓	
FRI	11-SEP-15	✓	✓
SAT	12-SEP-15	✓	
SUN	13-SEP-15		
MON	14-SEP-15	✓	
TUE	15-SEP-15	✓	
WED	16-SEP-15	✓	
THU	17-SEP-15	✓	
FRI	18-SEP-15	✓	✓
SAT	19-SEP-15	✓	
SUN	20-SEP-15		
MON	21-SEP-15	✓	
TUE	22-SEP-15	✓	
WED	23-SEP-15	✓	
THU	24-SEP-15	✓	
FRI	25-SEP-15	✓	✓
SAT	26-SEP-15	✓	
SUN	27-SEP-15		
MON	28-SEP-15		
TUE	29-SEP-15	✓	
WED	30-SEP-15	✓	

✓	Monitoring Day
	Sunday or Public Holiday

## **Appendix H**

### **Calibration Certificates of Monitoring Equipment**

# CERTIFICATION OF CALIBRATION



No. 4533

Page 1 of 2 Pages

Approved by Signatory

Dawn Hemings

Laboratory Inspection



ISSUED BY: GEOTECH LABORATORY

Date Of Calibration: 16-Sep-2014

Certificate Number: G502306\_2/13335

## GEOTECHNICAL INSTRUMENTS (UK) LTD

Sovereign House, Queensway, Leamington Spa, Warwickshire, CV31 3JR United Kingdom

Tel: +44 (0) 1926 338111 Fax: +44 (0) 1926 338110

E-mail: [service@geotech.co.uk](mailto:service@geotech.co.uk)

[www.geotechuk.com](http://www.geotechuk.com)

**Customer:** *Fugro Geotechnical Services Ltd*

Units 6, 8-11  
10/F Worldwide Industrial Centre  
43-47 Shan Mei Street  
Fo Tan  
Sha Tin, N.T.  
HONG KONG

**Description:** BIOGAS 5000

**Model:** BIOGAS 5000

**Serial Number:** G502306

### UKAS Accredited results:

Methane (CH <sub>4</sub> )		
Certified Gas (%)	Instrument Reading (%)	Uncertainty (%)
5.0	4.9	0.41
15.1	15.0	0.64
50.0	49.3	0.94

Carbon Dioxide (CO <sub>2</sub> )		
Certified Gas (%)	Instrument Reading (%)	Uncertainty (%)
5.0	4.9	0.43
15.1	14.9	0.70
50.0	50.0	1.1

Oxygen (O <sub>2</sub> )		
Certified Gas (%)	Instrument Reading (%)	Uncertainty (%)
21.1	21.1	0.31

All concentrations are molar.

CH<sub>4</sub>, CO<sub>2</sub> readings recorded at : 31.6 °C ± 1.5 °C

O<sub>2</sub> reading recorded at : 21.9 °C ± 1.5 °C

Barometric Pressure : 1008 mbar ± 3 mbar

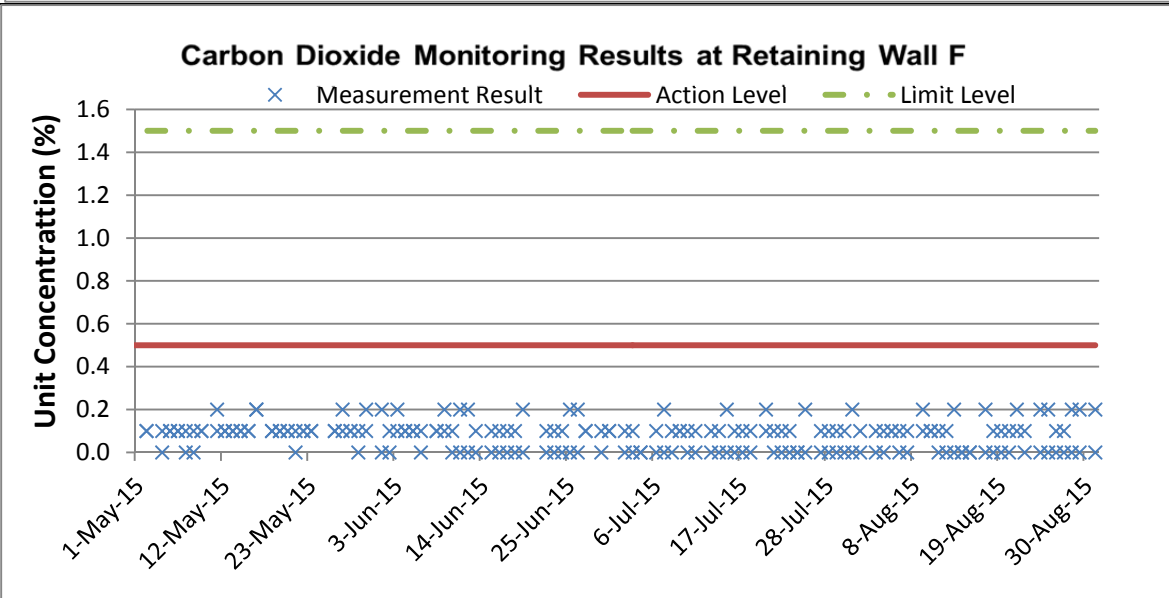
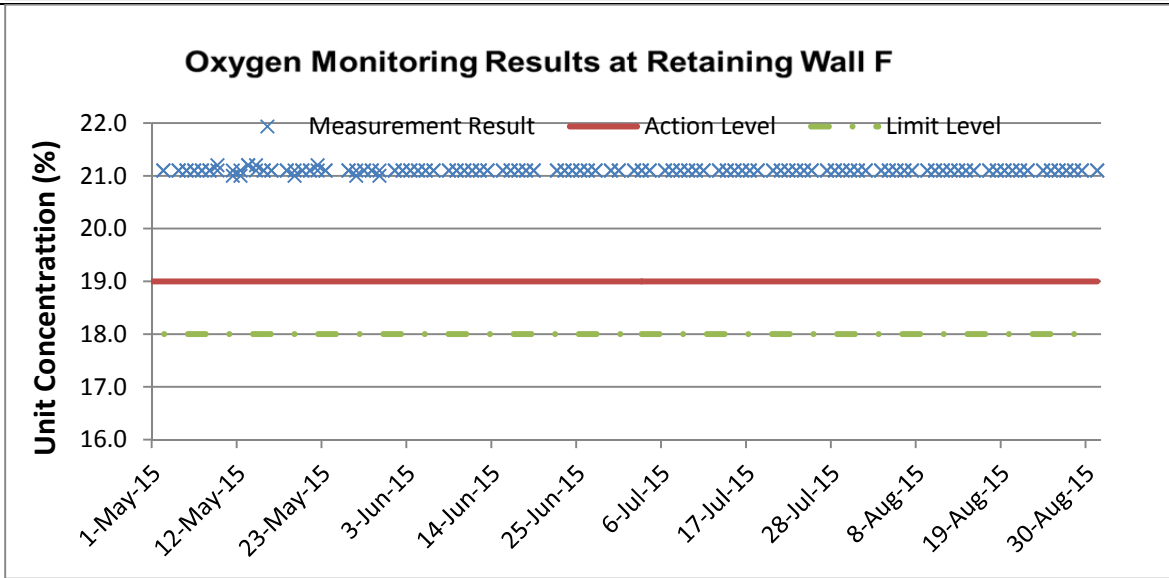
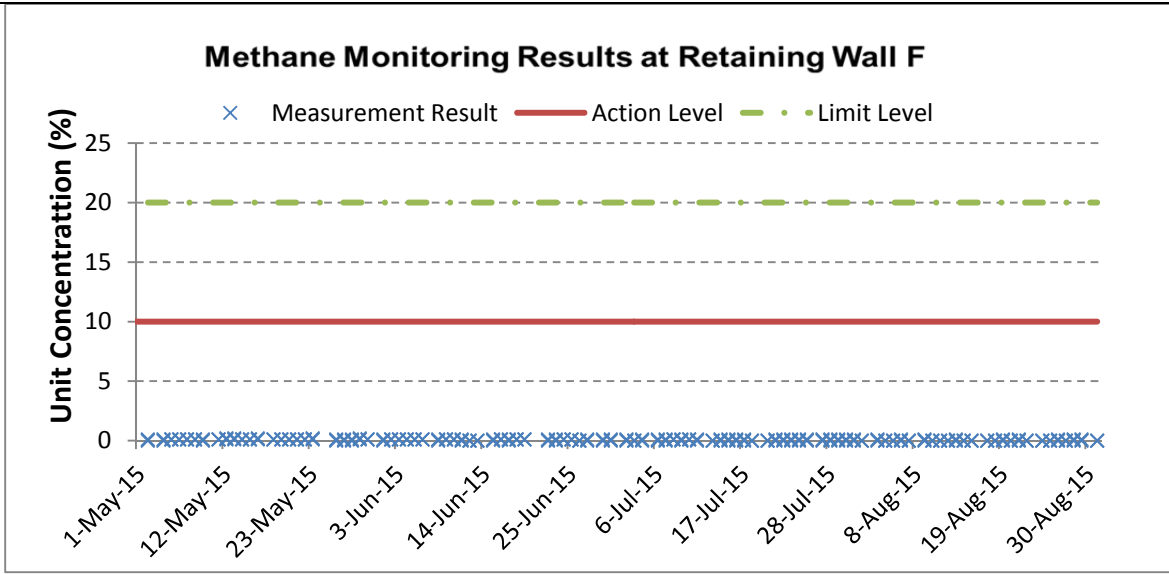
Method of Test : The analyser is calibrated in a temperature controlled chamber using reference gases.

*The reported expanded uncertainty is based on a standard uncertainty multiplied by a coverage factor of k=2, providing a level of confidence of approximately 95%. The uncertainty evaluation has been carried out in accordance with UKAS requirements.*

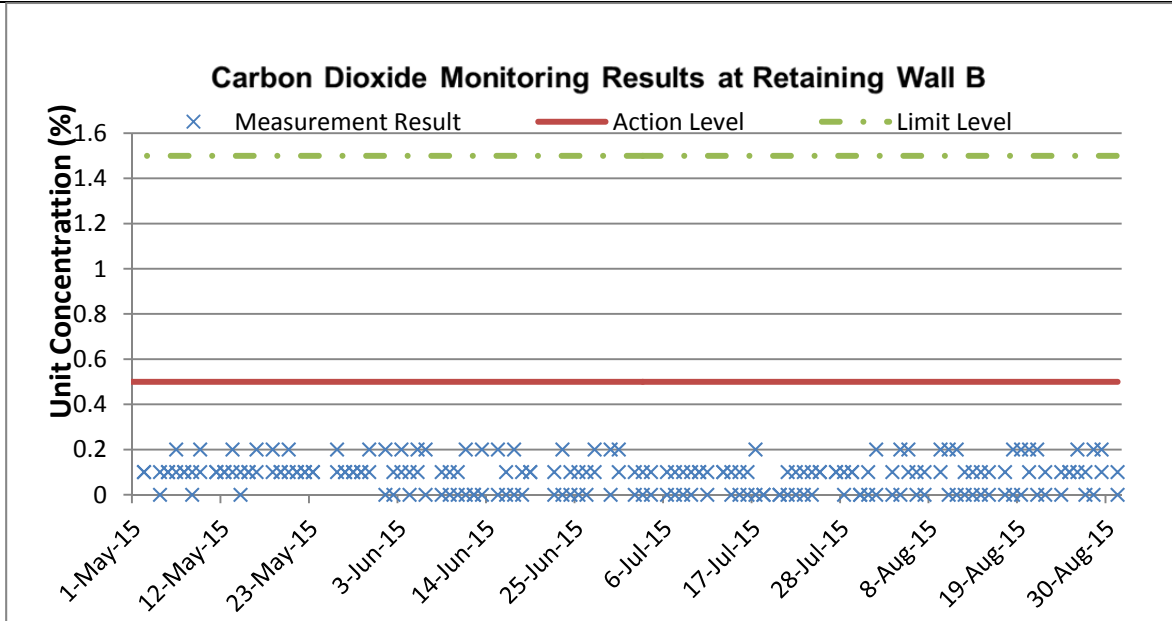
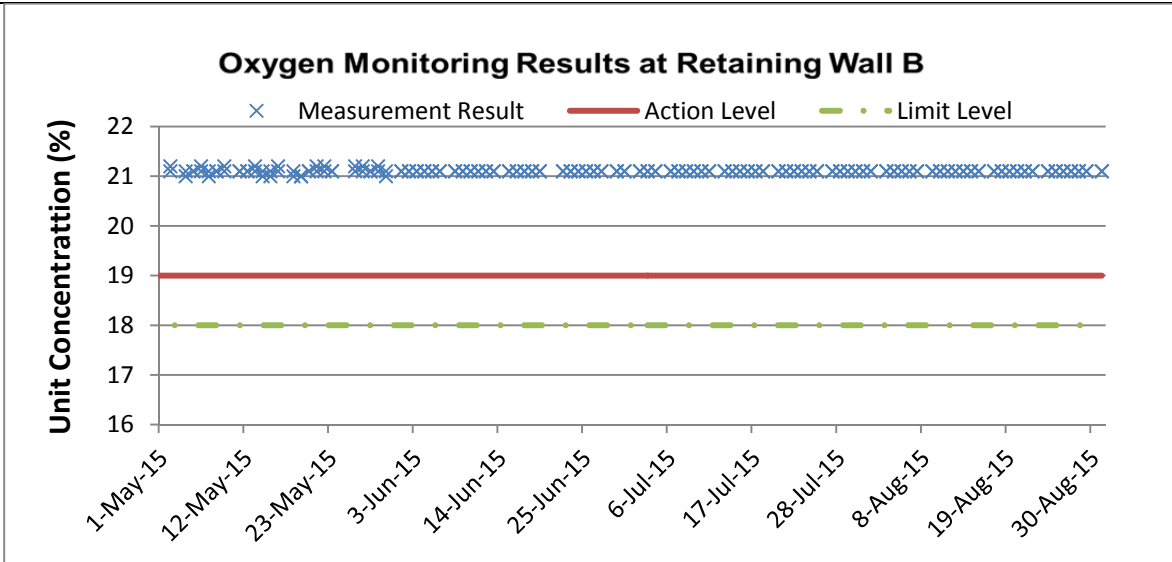
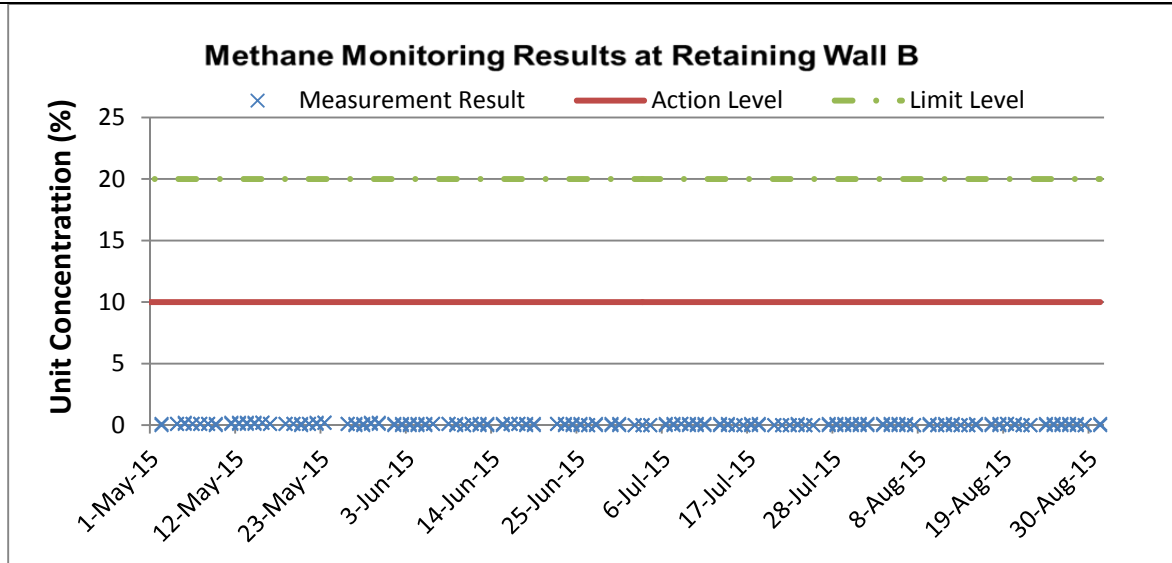
This certificate is issued in accordance with the laboratory accreditation requirements of the United Kingdom Accreditation Service. It provides traceability of measurement to the SI system of units and/or to units of measurement realised at the National Physical Laboratory or other recognised national metrology institutes. This certificate may not be reproduced other than in full, except with the prior written approval of the issuing laboratory.

## **Appendix I**

### **Landfill Gas Monitoring Results and Graphical Plots**



Annotation:  
 During 1 May to 31 August 2015, major construction activity was construction of retaining wall F and the specified works included excavation, rock breaking, blinding, formworking, steel-fixing and concreting. The weather condition varied from sunny to rainy. The monitoring data was provided by the Contractor followed to their QA/QC control.



Annotation:  
 During 1 May to 31 August 2015, major construction activity was construction of retaining wall B and the specified works included excavation, rock breaking, blinding, formworking, steel-fixing and concreting. The weather condition varied from sunny to rainy. The monitoring data was provided by the Contractor followed to their QA/QC control.



**Appendix J**

**Investigation Report for Exceedance**

**(Not Used)**

## **Appendix K**

### **Checklist for Landscape and Visual Monitoring**

Contract No. HY/2013/12

Tuen Mun – Chek Lap Kok Link – Northern Connection Toll Plaza and Associated Works



中國路橋  
CRBC



基利

Landscape and Visual Checklist

Monitoring Date: 07<sup>th</sup> August 2015


Item	Environmental Protection Measures	Location/ Timing	Implementation Agent	Status				Remarks
				A	UA	IR	NA	
1	Existing trees on boundary of the Project Area shall be carefully protected during construction. Detailed Tree Protection Specification shall be provided in the Contract Specification. Under this specification, the Contractor shall be required to submit, for approval, a detailed working method statement for the protection of trees prior to undertaking any works adjacent to all retained trees, including trees in contractor's works areas. (Tree protection measures will be detailed at Tree Removal Application stage)	All areas / During construction	Design Consultant/ Contractor	√				
2	Trees unavoidably affected by the works shall be transplanted where practical. Trees will be transplanted straight to their final receptor site and not held in a temporary nursery. A detailed Tree Transplanting Specification shall be provided in the Contract Specification. Sufficient time for necessary tree root and crown preparation periods shall be allowed in the project programme	All areas / During construction	Design Consultant/ Contractor				√	Tree Transplanting Specification has been specified in P.S., no transplantation works has been carried out at this stage.
3	Hillside and roadside screen planting to proposed roads, associated structures and slope works	All areas / During construction	Design Consultant/ Contractor				√	Construction of roads not commenced yet
4	Hydroseeding or sheeting of soil stockpiles with visually unobtrusive material (in earth tone)	All areas / During construction	Design Consultant/ Contractor	√				
5	Screening of construction works by hoardings around works area in visually unobtrusive colours, to screen works	All areas / During construction	Design Consultant/ Contractor				√	For some area, erection of hoarding was not feasible due to

								the limitation of traffic sight line; water barrier with panel was used to screen works.
6	Control night-time lighting and glare by hooding all lights	All areas / During construction	Design Consultant/ Contractor	√				Only temporary traffic management lighting was applied.
7	Ensure no run-off into water body adjacent to the Project Area	All areas / During construction	Design Consultant/ Contractor	√				
8	Avoidance of excessive height and bulk of buildings and structures	All areas / During construction	Design Consultant/ Contractor				√	No high-rise building would be constructed.
9	Recycle/Reuse all felled trees and vegetation, e.g. mulching	All areas / During construction	Design Consultant/ Contractor	√				Recycle of trees carried out licensed recycler was conducted.
10	Compensatory tree planting shall be provided to the satisfaction of relevant Government departments. Required numbers and locations of compensatory trees shall be determined and agreed separately with Government during the Tree Felling Application process under ETWBTC 3/2006	All areas / During construction	Design Consultant/ Contractor				√	Compensatory planting will be carry out in later stage of the project.

Legend: A=Acceptable, UA= Unacceptable, IR=Improvement Required, N/A=Not Applicable

Note: All item reference to Technical Memorandum on Environmental Impact Assessment, TM-CLKL EIA Section 10.9 & Project EM&A Manual Section 7.6

Checked and Monitored by:  Chung Koon Wah Albert (RLA) No. R-150 (Date) 10/09/2015

Checked by:  (ET) 10/9/15 (Date)

Checked by:  (IEC) 11/9/2015 (Date)



Item 1. Existing trees on boundary of the Project Area have been protected carefully during construction.




Item 4. Hydro-seeding or sheeting provided at stockpile.



Item 5. Hoarding with panel around works area & Item 6. Temporary traffic management lighting.



Item 7. Ensure no run-off into water body.



Item 9. Recycle of felled trees as flowerpot with plant and display in school.



Contract No. HY/2013/12

Tuen Mun – Chek Lap Kok Link – Northern Connection Toll Plaza and Associated Works

Landscape and Visual Checklist



中國路橋  
CRBC



Monitoring Date: 14<sup>th</sup> August 2015

Item	Environmental Protection Measures	Location/ Timing	Implementation Agent	Status				Remarks
				A	UA	IR	NA	
1	Existing trees on boundary of the Project Area shall be carefully protected during construction. Detailed Tree Protection Specification shall be provided in the Contract Specification. Under this specification, the Contractor shall be required to submit, for approval, a detailed working method statement for the protection of trees prior to undertaking any works adjacent to all retained trees, including trees in contractor's works areas. (Tree protection measures will be detailed at Tree Removal Application stage)	All areas / During construction	Design Consultant/ Contractor	√				
2	Trees unavoidably affected by the works shall be transplanted where practical. Trees will be transplanted straight to their final receptor site and not held in a temporary nursery. A detailed Tree Transplanting Specification shall be provided in the Contract Specification. Sufficient time for necessary tree root and crown preparation periods shall be allowed in the project programme	All areas / During construction	Design Consultant/ Contractor				√	Tree Transplanting Specification has been specified in P.S., no transplantation works has been carried out at this stage.
3	Hillside and roadside screen planting to proposed roads, associated structures and slope works	All areas / During construction	Design Consultant/ Contractor				√	Construction of roads not commenced yet
4	Hydroseeding or sheeting of soil stockpiles with visually unobtrusive material (in earth tone)	All areas / During construction	Design Consultant/ Contractor	√				
5	Screening of construction works by hoardings around works area in visually unobtrusive colours, to screen works	All areas / During construction	Design Consultant/ Contractor				√	For some area, erection of hoarding was not feasible due to

								the limitation of traffic sight line; water barrier with panel was used to screen works.
6	Control night-time lighting and glare by hooding all lights	All areas / During construction	Design Consultant/ Contractor	√				Only temporary traffic management lighting was applied.
7	Ensure no run-off into water body adjacent to the Project Area	All areas / During construction	Design Consultant/ Contractor	√				
8	Avoidance of excessive height and bulk of buildings and structures	All areas / During construction	Design Consultant/ Contractor				√	No high-rise building would be constructed.
9	Recycle/Reuse all felled trees and vegetation, e.g. mulching	All areas / During construction	Design Consultant/ Contractor	√				Recycle of trees carried out licensed recycler was conducted.
10	Compensatory tree planting shall be provided to the satisfaction of relevant Government departments. Required numbers and locations of compensatory trees shall be determined and agreed separately with Government during the Tree Felling Application process under ETWBTC 3/2006	All areas / During construction	Design Consultant/ Contractor				√	Compensatory planting will be carry out in later stage of the project.

Legend: A=Acceptable, UA= Unacceptable, IR=Improvement Required, N/A=Not Applicable

Note: All item reference to Technical Memorandum on Environmental Impact Assessment, TM-CLKL EIA Section 10.9 & Project EM&A Manual Section 7.6

Checked and Monitored by: Chung Koon Wah Albert (RLA) No. R-150 (Date) 10/09/2015

Checked by: [Signature] (ET) 10/9/15 (Date)

Checked by: [Signature] (IEC) 11/9/2015 (Date)



Item 1. Existing trees on boundary of the Project Area have been protected carefully during construction.




Item 4. Hydro-seeding or sheeting provided at stockpile.



Item 5. Hoarding with panel around works area & Item 6. Temporary traffic management lighting.



Item 7. Ensure no run-off into water body.



Item 9. Recycle of felled trees as flowerpot with plant and display in school.

Contract No. HY/2013/12

Tuen Mun – Chek Lap Kok Link – Northern Connection Toll Plaza and Associated Works



中國路橋  
CRBC



Landscape and Visual Checklist

Monitoring Date: 21<sup>st</sup> August 2015

Item	Environmental Protection Measures	Location/ Timing	Implementation Agent	Status				Remarks
				A	UA	IR	NA	
1	Existing trees on boundary of the Project Area shall be carefully protected during construction. Detailed Tree Protection Specification shall be provided in the Contract Specification. Under this specification, the Contractor shall be required to submit, for approval, a detailed working method statement for the protection of trees prior to undertaking any works adjacent to all retained trees, including trees in contractor's works areas. (Tree protection measures will be detailed at Tree Removal Application stage)	All areas / During construction	Design Consultant/ Contractor	√				
2	Trees unavoidably affected by the works shall be transplanted where practical. Trees will be transplanted straight to their final receptor site and not held in a temporary nursery. A detailed Tree Transplanting Specification shall be provided in the Contract Specification. Sufficient time for necessary tree root and crown preparation periods shall be allowed in the project programme	All areas / During construction	Design Consultant/ Contractor				√	Tree Transplanting Specification has been specified in P.S., no transplantation works has been carried out at this stage.
3	Hillside and roadside screen planting to proposed roads, associated structures and slope works	All areas / During construction	Design Consultant/ Contractor				√	Construction of roads not commenced yet
4	Hydroseeding or sheeting of soil stockpiles with visually unobtrusive material (in earth tone)	All areas / During construction	Design Consultant/ Contractor	√				
5	Screening of construction works by hoardings around works area in visually unobtrusive colours, to screen works	All areas / During construction	Design Consultant/ Contractor				√	For some area, erection of hoarding was not feasible due to

								the limitation of traffic sight line; water barrier with panel was used to screen works.
6	Control night-time lighting and glare by hooding all lights	All areas / During construction	Design Consultant/ Contractor	√				Only temporary traffic management lighting was applied.
7	Ensure no run-off into water body adjacent to the Project Area	All areas / During construction	Design Consultant/ Contractor	√				
8	Avoidance of excessive height and bulk of buildings and structures	All areas / During construction	Design Consultant/ Contractor				√	No high-rise building would be constructed.
9	Recycle/Reuse all felled trees and vegetation, e.g. mulching	All areas / During construction	Design Consultant/ Contractor	√				Recycle of trees carried out licensed recycler was conducted.
10	Compensatory tree planting shall be provided to the satisfaction of relevant Government departments. Required numbers and locations of compensatory trees shall be determined and agreed separately with Government during the Tree Felling Application process under ETWBTC 3/2006	All areas / During construction	Design Consultant/ Contractor				√	Compensatory planting will be carry out in later stage of the project.


Legend: A=Acceptable, UA= Unacceptable, IR=Improvement Required, N/A=Not Applicable

Note: All item reference to Technical Memorandum on Environmental Impact Assessment, TM-CLKL EIA Section 10.9 & Project EM&A Manual Section 7.6

Checked and Monitored by: Chung Koon Wah Albert (RLA) No. R-150 (Date) 10/09/2015

Checked by: [Signature] (ET) 10/9/15 (Date)

Checked by: [Signature] (IEC) 11/9/2015 (Date)



Item 1. Existing trees on boundary of the Project Area have been protected carefully during construction.




Item 4. Hydro-seeding or sheeting provided at stockpile.





Item 5. Hoarding with panel around works area & Item 6. Temporary traffic management lighting.



Item 7. Ensure no run-off into water body.



Item 9. Recycle of felled trees as flowerpot with plant and display in school.

Contract No. HY/2013/12

Tuen Mun – Chek Lap Kok Link – Northern Connection Toll Plaza and Associated Works

**Landscape and Visual Checklist**



中國路橋  
CRBC



**Monitoring Date: 28<sup>th</sup> August 2015**

Item	Environmental Protection Measures	Location/ Timing	Implementation Agent	Status				Remarks
				A	UA	IR	NA	
1	Existing trees on boundary of the Project Area shall be carefully protected during construction. Detailed Tree Protection Specification shall be provided in the Contract Specification. Under this specification, the Contractor shall be required to submit, for approval, a detailed working method statement for the protection of trees prior to undertaking any works adjacent to all retained trees, including trees in contractor's works areas. (Tree protection measures will be detailed at Tree Removal Application stage)	All areas / During construction	Design Consultant/ Contractor	√				
2	Trees unavoidably affected by the works shall be transplanted where practical. Trees will be transplanted straight to their final receptor site and not held in a temporary nursery. A detailed Tree Transplanting Specification shall be provided in the Contract Specification. Sufficient time for necessary tree root and crown preparation periods shall be allowed in the project programme	All areas / During construction	Design Consultant/ Contractor				√	Tree Transplanting Specification has been specified in P.S., no transplantation works has been carried out at this stage.
3	Hillside and roadside screen planting to proposed roads, associated structures and slope works	All areas / During construction	Design Consultant/ Contractor				√	Construction of roads not commenced yet
4	Hydroseeding or sheeting of soil stockpiles with visually unobtrusive material (in earth tone)	All areas / During construction	Design Consultant/ Contractor	√				
5	Screening of construction works by hoardings around works area in visually unobtrusive colours, to screen works	All areas / During construction	Design Consultant/ Contractor				√	For some area, erection of hoarding was not feasible due to

								the limitation of traffic sight line; water barrier with panel was used to screen works.
6	Control night-time lighting and glare by hooding all lights	All areas / During construction	Design Consultant/ Contractor	√				Only temporary traffic management lighting was applied.
7	Ensure no run-off into water body adjacent to the Project Area	All areas / During construction	Design Consultant/ Contractor	√				
8	Avoidance of excessive height and bulk of buildings and structures	All areas / During construction	Design Consultant/ Contractor				√	No high-rise building would be constructed.
9	Recycle/Reuse all felled trees and vegetation, e.g. mulching	All areas / During construction	Design Consultant/ Contractor	√				Recycle of trees carried out licensed recycler was conducted.
10	Compensatory tree planting shall be provided to the satisfaction of relevant Government departments. Required numbers and locations of compensatory trees shall be determined and agreed separately with Government during the Tree Felling Application process under ETWBTC 3/2006	All areas / During construction	Design Consultant/ Contractor				√	Compensatory planting will be carry out in later stage of the project.


Legend: A=Acceptable, UA= Unacceptable, IR=Improvement Required, N/A=Not Applicable

Note: All item reference to Technical Memorandum on Environmental Impact Assessment, TM-CLKL EIA Section 10.9 & Project EM&A Manual Section 7.6

Checked and Monitored by: Chung Koon Wah Albert (RLA) No. R-150 (Date) 10/09/2015

Checked by: [Signature] (ET) 10/9/15 (Date)

Checked by: [Signature] (IEC) 11/9/2015 (Date)



Item 1. Existing trees on boundary of the Project Area have been protected carefully during construction.



Item 4. Hydro-seeding or sheeting provided at stockpile.



Item 5. Hoarding with panel around works area & Item 6. Temporary traffic management lighting.



Item 7. Ensure no run-off into water body.



v

Item 9. Recycle of felled trees as flowerpot with plant and display in school.

**Appendix L**

**Monthly Summary Waste Flow Table**



## Monthly Waste Flow Table

Monthly Summary Waste Flow Table for 2015 (year)

Month	Annual Quantities of Inert C&D Materials Generated Monthly						Annual Quantities of C&D Wastes Generated Monthly				
	Total Quantity Generated	Broken Concrete	Reused in the Contract	Reused in other Projects	Disposed as Public Fill	Imported Fill	Metals	Paper / cardboard packaging	Plastics (see note 2)	Chemical Waste	Others (general refuse)
	(in '000m <sup>3</sup> )	(in '000m <sup>3</sup> )	(in '000m <sup>3</sup> )	(in '000m <sup>3</sup> )	(in '000m <sup>3</sup> )	(in '000m <sup>3</sup> )	(in '000kg)	(in '000kg)	(in '000kg)	(in '000kg)	(in '000m <sup>3</sup> )
Jan	40.959	0.000	11.915	23.31	5.664	0	0.000	0.000	0.000	0.000	0.07
Feb	50.363	0.000	24.411	25.313	0.629	0	0.000	0.000	0.000	0.000	0.01
Mar	42.223	0.000	13.473	26.648	2.042	0	0.000	0.050	0.000	0.000	0.01
Apr	29.037	0.000	8.06	11.209	9.765	0	0.000	0.000	0.000	0.000	0.003
May	30.547	0.000	4.626	18.857	7.024	0	0.000	0.000	0.000	0.000	0.04
June	31.313	0.000	17.48	9.577	4.234	0	0.000	0.000	0.000	0.000	0.022
Sub-total	224.442	0.000	79.965	114.914	29.358	0.000	0.000	0.050	0.000	0.000	0.155
July	34.021	0.000	19.216	9.037	5.668	0	0.000	0.000	0.000	0.000	0.1
Aug	27.515	0.000	21.142	0	6.293	0	0.000	0.000	0.000	0.000	0.08
Sept	-	-	-	-	-	-	-	-	-	-	-
Oct	-	-	-	-	-	-	-	-	-	-	-
Nov	-	-	-	-	-	-	-	-	-	-	-
Dec	-	-	-	-	-	-	-	-	-	-	-
Total	285.978	0.000	120.323	123.951	41.319	0.000	0.000	0.050	0.000	0.000	0.335

Notes:

- 1 The waste flow table shall also include C&D materials that are specified in the contract to be imported for use at the Site.
- 2 Plastics refer to plastic bottles/containers, plastic sheets/foam from packaging materials.
- 3 Broken concrete for recycling into aggregates.

## **Appendix M**

### **Environmental Mitigation and Enhancement Measures Implementation Schedule (EMIS)**

**CONTRACT NO. HY/2013/12**

**TUEN MUN – CHECK LAP KOK LINK – NORTHERN CONNECTION TOLL PLAZA AND ASSOCIATED WORKS  
ENVIRONMENTAL MITIGATION AND ENHANCEMENT MEASURE IMPLEMENTATION SCHEDULE**

<b>Air Quality</b>									
EIA reference	EM&A Manual reference	Environmental Protection Measures	Location/ Timing	Implementation Agent	Relevant Standard or Requirement	Implementation Stages			Status *
						D	C	O	
4.8.1	3.8	An effective watering programme of twice daily watering with complete coverage, is estimated to reduce by 50%. This is recommended for all areas in order to reduce dust levels to a minimum;	All areas / throughout construction period	Contractor	TMEIA Avoid smoke impacts and disturbance		Y		✓
4.8.1	3.8	Watering of the construction sites in Lantau for 8 times/day and in Tuen Mun for 12 times/day to reduce dust emissions by 87.5% and 91.7% respectively and shall be undertaken.	All areas / throughout construction period	Contractor	TMEIA Avoid dust generation		Y		✓
4.8.1	3.8	The Contractor shall, to the satisfaction of the Engineer, install effective dust suppression measures and take such other measures as may be necessary to ensure that at the Site boundary and any nearby sensitive receiver, dust levels are kept to acceptable levels.	All areas / throughout construction period	Contractor	TMEIA Avoid dust generation		Y		✓
4.8.1	3.8	The Contractor shall not burn debris or other materials on the works areas.	All areas / throughout construction period	Contractor	TMEIA Avoid dust generation		Y		✓
4.8.1	3.8	In hot, dry or windy weather, the watering programme shall maintain all exposed road surfaces and dust sources wet.	All unpaved haul roads / throughout construction period in hot, dry or windy weather	Contractor	TMEIA Avoid smoke impacts and disturbance		Y		<>
4.8.1	3.8	Where breaking of oversize rock/concrete is required, watering shall be implemented to control dust. Water spray shall be used during the handling of fill material at the site and at active cuts, excavation and fill sites where dust is likely to be created.	All areas / throughout construction period	Contractor	TMEIA Avoid dust generation		Y		<>
4.8.1	3.8	Open dropping heights for excavated materials shall be controlled to a maximum height of 2m to minimise the fugitive dust arising from unloading.	All areas / throughout construction period	Contractor	TMEIA Avoid dust generation		Y		✓

**CONTRACT NO. HY/2013/12**

**TUEN MUN – CHECK LAP KOK LINK – NORTHERN CONNECTION TOLL PLAZA AND ASSOCIATED WORKS  
ENVIRONMENTAL MITIGATION AND ENHANCEMENT MEASURE IMPLEMENTATION SCHEDULE**

4.8.1	3.8	During transportation by truck, materials shall not be loaded to a level higher than the side and tail boards, and shall be dampened or covered before transport.	All areas / throughout construction period	Contractor	TMEIA Avoid dust generation		Y		✓
4.8.1	3.8	Materials having the potential to create dust shall not be loaded to a level higher than the side and tail boards, and shall be covered by a clean tarpaulin. The tarpaulin shall be properly secured and shall extend at least 300mm over the edges of the side and tail boards.	All areas / throughout construction period	Contractor	TMEIA Avoid dust generation		Y		✓
4.8.1	3.8	No earth, mud, debris, dust and the like shall be deposited on public roads. Wheel washing facility shall be usable prior to any earthworks excavation activity on the site.	construction period	Contractor	TMEIA Avoid dust generation		Y		✓
4.8.1	3.8	Areas of exposed soil shall be minimized to areas in which works have been completed shall be restored as soon as is practicable.	All exposed surfaces / throughout construction period	Contractor	TMEIA Avoid dust generation		Y		✓
4.8.1	3.8	All stockpiles of aggregate or spoil shall be enclosed or covered and water applied in dry or windy condition.	All areas / throughout construction period	Contractor	TMEIA Avoid dust generation		Y		✓
4.11	Section 3	EM&A in the form of 1 hour and 24 hour dust monitoring and site audit	All representative existing ASRs / throughout construction period	Contractor	EM&A Manual		Y		✓

**Cultural Heritage**

EIA reference	EM&A Manual reference	Environmental Protection Measures	Location/ Timing	Implementation Agent	Relevant Standard or Requirement	Implementation Stages			Status
						D	C	O	
11.8	Section 9	EM&A in the form of audit of the mitigation measures	All areas / throughout construction period	Highways Department	EIAO-TM		Y		✓

**Ecology**

EIA reference	EM&A Manual reference	Environmental Protection Measures	Location/ Timing	Implementation Agent	Relevant Standard or Requirement	Implementation Stages			Status
						D	C	O	

**CONTRACT NO. HY/2013/12**

**TUEN MUN – CHECK LAP KOK LINK – NORTHERN CONNECTION TOLL PLAZA AND ASSOCIATED WORKS  
ENVIRONMENTAL MITIGATION AND ENHANCEMENT MEASURE IMPLEMENTATION SCHEDULE**

7.13#	6.3, 6.5#	Fencing or other physical barriers for protection of Pitcher Plant around Zones 8, 9 and 10 and the temporary nursery site	Tuen Mun Area 46 shrubland/ Detailed/ Prior to construction	Design Consultant/ Contractor	TMEIA	Y	Y		✓
7.13	6.5	Audit Pitcher Plant protection measures	Tuen Mun Area 46	Contractor	TMEIA		Y		✓
7.13	6.5	The loss of habitat shall be supplemented by enhancement planting in accordance with the landscape mitigation schedule.	All areas / As soon as accessible	Contractor	TMEIA		Y		✓
7.13	6.5	Spoil heaps shall be covered at all times.	All areas / Throughout construction period	Contractor	TMEIA		Y		✓
7.13	6.5	Avoid damage and disturbance to the remaining and surrounding natural habitat	All areas / Throughout construction period	Contractor	TMEIA		Y		✓
7.13	6.5	Placement of equipment in designated areas within the existing disturbed land	All areas / Throughout construction period	Contractor	TMEIA		Y		✓
7.13	6.5	Disturbed areas to be reinstated immediately after completion of the works.	All areas / Throughout construction period	Contractor	TMEIA		Y		✓
7.13	6.5	Construction activities should be restricted to the proposed works boundary	All areas / Throughout construction	Contractor	TMEIA		Y		✓

**Landfill Gas Hazard Assessment**

EIA reference	EM&A Manual reference	Environmental Protection Measures	Location/ Timing	Implementation Agent	Relevant Standard or Requirement	Implementation Stages			Status
						D	C	O	
14.12.2	14.2	<u>Appointment of Safety Officer</u> Appoint a properly trained safety officer and provide with appropriate equipment to measure and monitor LFG hazard. The monitoring frequency and areas to be monitored should be set down prior to commencement of ground-works either by the Safety Officer or an approved and appropriately qualified person.	Construction Stage	Contractor	EPD/TR8/97 - Landfill Gas Hazard Assessment Guidance Note		Y		✓
14.12.2	-	<u>Safety Measures - Excavation</u>	Construction Stage	Contractor	EPD/TR8/97 -		Y		✓

**CONTRACT NO. HY/2013/12**

**TUEN MUN – CHECK LAP KOK LINK – NORTHERN CONNECTION TOLL PLAZA AND ASSOCIATED WORKS  
ENVIRONMENTAL MITIGATION AND ENHANCEMENT MEASURE IMPLEMENTATION SCHEDULE**

		Staff should receive appropriate training on working in areas susceptible to landfill gas, fire and explosion hazards. Excavation procedures and code of practice should be implemented.			Landfill Gas Hazard Assessment Guidance Note				
14.12.2	-	<u>Safety Measures – Welding, Flame- Cutting and Hot works</u> Hot works should be confined to open areas away from any trench or excavation. Should hot works must be carried out in trenches or confined space, “permit to work” procedures should be followed.	Construction Stage	Contractor	EPD/TR8/97 - Landfill Gas Hazard Assessment Guidance Note		Y		✓
14.12.2	-	<u>Safety Measures – Enclosed Spaces</u> Site offices or buildings located within PPV Landfill Consultation Zone which have the capacity to accumulate landfill gas, then they should either be located in an area which has been proven to be free of landfill gas; or be raised clear of the ground by a minimum of 500mm.	Site office, building, tunnel, subway, confined area / Construction Stage	Contractor	EPD/TR8/97 - Landfill Gas Hazard Assessment Guidance Note		Y		✓
14.12.2	-	<u>Safety Measures – Electrical Equipment</u> Any electrical equipment, such as motors and extension cords, should be intrinsically safe.	Construction Stage	Contractor	EPD/TR8/97 - Landfill Gas Hazard Assessment Guidance Note		Y		✓
14.12.2	-	<u>Safety Measures – Piping</u> During piping assembly or conduiting construction, all valves/seals should be closed immediately after installation. As construction progresses, all valves/seals should be closed as installed to prevent the migration of gases through the pipeline/conduit. All piping/conduiting should be capped at the end of each working day.	Services & utilities / Construction Stage	Contractor	EPD/TR8/97 - Landfill Gas Hazard Assessment Guidance Note		Y		✓
14.12.2	-	<u>Safety Measures – Fire Safety</u> Adequate fire safety equipments should be provided on site. Workers and visitors should be notified of the potential fire hazards. Safety notices should be	Construction Stage	Contractor	EPD/TR8/97 - Landfill Gas Hazard Assessment		Y		✓

**CONTRACT NO. HY/2013/12**

**TUEN MUN – CHECK LAP KOK LINK – NORTHERN CONNECTION TOLL PLAZA AND ASSOCIATED WORKS  
ENVIRONMENTAL MITIGATION AND ENHANCEMENT MEASURE IMPLEMENTATION SCHEDULE**

		posted around the site warning the anger and potential hazards.			Guidance Note				
14.12.1	-	<u>Safety Measures – Confined Spaces</u> Precautionary measures should include ensuring that staff members are aware of the potential hazards of working in confined spaces, and that appropriate monitoring procedures are in place to prevent hazards in confined spaces.	Confined space / Construction Stage	Contractor	EPD/TR8/97 - Landfill Gas Hazard Assessment Guidance Note		Y		✓
14.12.1	-	<u>Monitoring</u> Periodically during ground-works within the Consultation Zone, the works area should be monitored for methane, carbon dioxide and oxygen using appropriately calibrated portable gas detection equipment. Depending on the results of the measurements, actions required will vary. As a minimum these should encompass those actions specified in Table 14.8 of the EIA Report or Table 14.1 of the EM&A Manual.	Construction Stage	Contractor	EPD/TR8/97 - Landfill Gas Hazard Assessment Guidance Note		Y		✓

**Landscape and Visual**

EIA reference	EM&A Manual reference	Environmental Protection Measures	Location/ Timing	Implementation Agent	Relevant Standard or Requirement	Implementation Stages			Status
						D	C	O	
10.9	7.6	Existing trees on boundary of the Project Area shall be carefully protected during construction. Detailed Tree Protection Specification shall be provided in the Contract Specification. Under this specification, the Contractor shall be required to submit, for approval, a detailed working method statement for the protection of trees prior to undertaking any works adjacent to all retained trees, including trees in contractor's works areas. (Tree protection measures will be detailed at Tree Removal Application stage) (CM1)	All areas/detailed design/ during construction	Design Consultant/ Contractor	TMEIA	Y	Y		✓
10.9	7.6	Trees unavoidably affected by the works shall be transplanted where practical. Trees will be	All areas/detailed design/ during	Design Consultant/	TMEIA	Y	Y		NA

**CONTRACT NO. HY/2013/12**

**TUEN MUN – CHECK LAP KOK LINK – NORTHERN CONNECTION TOLL PLAZA AND ASSOCIATED WORKS  
ENVIRONMENTAL MITIGATION AND ENHANCEMENT MEASURE IMPLEMENTATION SCHEDULE**

		transplanted straight to their final receptor site and not held in a temporary nursery. A detailed Tree Transplanting Specification shall be provided in the Contract Specification. Sufficient time for necessary tree root and crown preparation periods shall be allowed in the project programme (CM2)	construction	Contractor					
10.9	7.6	Hillside and roadside screen planting to proposed roads, associated structures and slope works (CM3)	All areas/detailed design/ during Construction/ post construction	Design Consultant/ Contractor	TMEIA	Y	Y		NA
10.9	7.6	Hydroseeding or sheeting of soil stockpiles with visually unobtrusive material (in earth tone) (CM4)	All areas/detailed design/ during Construction/ post construction	Design Consultant/ Contractor	TMEIA	Y	Y		✓
10.9	7.6	Screening of construction works by hoardings around works area in visually unobtrusive colours, to screen works (CM5)	All areas/detailed design/ during Construction	Design Consultant/ Contractor	TMEIA	Y	Y		< >
10.9	7.6	Control night-time lighting and glare by hooding all lights (CM6)	All areas/detailed design/ during Construction	Design Consultant/ Contractor	TMEIA	Y	Y		✓
10.9	7.6	Ensure no run-off into water body adjacent to the Project Area (CM7)	All areas/detailed design/ during Construction	Design Consultant/ Contractor	TMEIA	Y	Y		✓
10.9	7.6	Avoidance of excessive height and bulk of buildings and structures (CM8)	All areas/detailed design/ during Construction	Design Consultant/ Contractor	TMEIA	Y	Y		✓
10.9	7.6	Recycle/Reuse all felled trees and vegetation, e.g. mulching (CM9)	All areas/detailed design/ during Construction	Design Consultant/ Contractor	TMEIA	Y	Y		✓
10.9	7.6	Compensatory tree planting shall be provided to the satisfaction of relevant Government departments. Required numbers and locations of compensatory trees shall be determined and agreed separately with Government during the Tree Felling Application process under ETWBTC 3/2006 (CM10)	All areas/detailed design/ during Construction	Design Consultant/ Contractor	TMEIA	Y	Y		NA
10.9	7.6	Re-vegetation of affected woodland/shrubland with	All areas/detailed design/ during Construction	Design	TMEIA	Y	Y	Y	N/A



**CONTRACT NO. HY/2013/12**

**TUEN MUN – CHECK LAP KOK LINK – NORTHERN CONNECTION TOLL PLAZA AND ASSOCIATED WORKS  
ENVIRONMENTAL MITIGATION AND ENHANCEMENT MEASURE IMPLEMENTATION SCHEDULE**

		native species (OM1)	during Construction/ post construction	Consultant/ Contractor					
10.9	7.6	Tall buffer screen tree / shrub / climber planting where appropriate should be incorporated to soften hard engineering structures and facilities (OM2)	All areas/detailed design/ during Construction/ post construction	Design Consultant/ Contractor	TMEIA	Y	Y	Y	N/A
10.9	7.6	Streetscape elements (e.g. paving, signage, street furniture, lighting etc.) shall be sensitively designed in a manner that responds to the local context, and minimises potential negative landscape and visual impacts. Lighting units should be directional and minimize unnecessary light spill (OM3)	All areas/detailed design/ during Construction/ post construction	Design Consultant/ Contractor	TMEIA	Y	Y	Y	N/A
10.9	7.6	Structure, ornamental tree / shrub / climber planting should be provided along roadside amenity strips, central dividers and newly formed slopes to enhance the townscape quality and further greenery enhancement (OM4)	All areas/detailed design/ during Construction/ post construction	Design Consultant/ Contractor	TMEIA	Y	Y	Y	N/A
10.9	7.6	Aesthetically pleasing design (visually unobtrusive and non-reflective) as regard to the form, material and finishes shall be incorporated to all buildings, engineering structures and associated infrastructure facilities (OM5)	All areas/detailed design/ during Construction/ post construction	Design Consultant/ Contractor	TMEIA	Y	Y	Y	N/A
10.9	7.6	Avoidance of excessive height and bulk of buildings and structures (OM6)	All areas/detailed design/ during Construction/ post construction	Design Consultant/ Contractor	TMEIA	Y	Y	Y	✓
<b>Waste</b>									
EIA reference	EM&A Manual reference	Environmental Protection Measures	Location/ Timing	Implementation Agent	Relevant Standard or Requirement	Implementation Stages			Status
						D	C	O	
12.6		The Contractor shall identify a coordinator for the management of waste.	Contract mobilisation	Contractor	TMEIA		Y		✓
12.6		The Contractor shall prepare and implement a Waste Management Plan which specifies procedures such	Contract mobilisation	Contractor	TMEIA, Works Branch		Y		✓

**CONTRACT NO. HY/2013/12**

**TUEN MUN – CHECK LAP KOK LINK – NORTHERN CONNECTION TOLL PLAZA AND ASSOCIATED WORKS  
ENVIRONMENTAL MITIGATION AND ENHANCEMENT MEASURE IMPLEMENTATION SCHEDULE**

		as a ticketing system, to facilitate tracking of loads and to ensure that illegal disposal of wastes does not occur, and protocols for the maintenance of records of the quantities of wastes generated, recycled and disposed. A recording system for the amount of waste generated, recycled and disposed (locations) should be established.			Technical Circular No. 5/99 for the Trip-ticket System for Disposal of Construction and Demolition Material				
12.6		The Contractor shall apply for and obtain the appropriate licenses for the disposal of public fill, chemical waste and effluent discharges.	Contract mobilisation	Contractor	TMEIA, Land (Miscellaneous Provisions) Ordinance (Cap 28); Waste Disposal Ordinance (Cap 354); Dumping at Sea Ordinance (Cap 466); Water Pollution Control Ordinance.		Y		✓
12.6	8.1	Training shall be provided to workers about the concepts of site cleanliness and appropriate waste management procedures including waste reduction, reuse and recycling	Contract mobilisation	Contractor	TMEIA		Y		✓
12.6	8.1	The extent of cutting operation should be optimised where possible. Earth retaining structures and bored pile walls should be proposed to minimize the extent of cutting.	All areas / throughout construction period	Contractor	TMEIA		Y		✓

**CONTRACT NO. HY/2013/12**

**TUEN MUN – CHECK LAP KOK LINK – NORTHERN CONNECTION TOLL PLAZA AND ASSOCIATED WORKS  
ENVIRONMENTAL MITIGATION AND ENHANCEMENT MEASURE IMPLEMENTATION SCHEDULE**

12.6	8.1	Inert C&D materials from the toll plaza cut slopes shall be reused for construction of the raised platform for the toll plaza where possible.	Toll Plaza / toll plaza construction period	Contractor	TMEIA		Y		✓
12.6	8.1	The site and surroundings shall be kept tidy and litter free.	All areas / throughout construction period	Contractor	TMEIA		Y		✓
12.6	8.1	No waste shall be burnt on site.	All areas / throughout construction period	Contractor	TMEIA		Y		✓
12.6	8.1	The Contractor shall be prohibited from disposing of C&D materials at any sensitive locations. The Contractor should propose the final disposal sites in the EMP and WMP for approval before implementation.	All areas / throughout construction period	Contractor	TMEIA		Y		✓
12.6	8.1	Stockpiled material shall be covered by tarpaulin and /or watered as appropriate to prevent windblown dust/ surface run off.	All areas / throughout construction period	Contractor	TMEIA		Y		◇
12.6	8.1	Excavated material in trucks shall be covered by tarpaulins to reduce the potential for spillage and dust generation.	All areas / throughout construction period	Contractor	TMEIA		Y		✓
12.6	8.1	Wheel washing facilities shall be used by all trucks leaving the site to prevent transfer of mud onto public roads.	All areas / throughout construction period	Contractor	TMEIA		Y		✓
12.6	8.1	Standard formwork or pre-fabrication should be used as far as practicable so as to minimise the C&D materials arising. The use of more durable formwork/ plastic facing for construction works should be considered. The use of wooden hoardings should be avoided and metal hoarding should be used to facilitate recycling. Purchasing of construction materials should avoid over-ordering and wastage.	All areas / throughout construction period	Contractor	TMEIA		Y		✓
12.6	8.1	The Contractor should recycle as many C&D materials (this is a waste section) as possible on-site. The public fill and C&D waste should be segregated and stored in separate containers or skips to facilitate the reuse or recycling of materials and proper	All areas / throughout construction period	Contractor	TMEIA		Y		✓

**CONTRACT NO. HY/2013/12**

**TUEN MUN – CHECK LAP KOK LINK – NORTHERN CONNECTION TOLL PLAZA AND ASSOCIATED WORKS  
ENVIRONMENTAL MITIGATION AND ENHANCEMENT MEASURE IMPLEMENTATION SCHEDULE**

		disposal. Where practicable, the concrete and masonry should be crushed and used as fill materials. Steel reinforcement bar should be collected for use by scrap steel mills. Different areas of the sites should be considered for segregation and storage activities.							
12.6	8.1	All falsework will be steel instead of wood.	All areas / throughout construction period	Contractor	TMEIA		Y		◇
12.6	8.1	Chemical waste producers should register with the EPD. Chemical waste should be handled in accordance with the Code of Practice on the Packaging, Handling and Storage of Chemical Wastes as follows: <ul style="list-style-type: none"> <li>• suitable for the substance to be held, resistant to corrosion, maintained in good conditions and securely closed;</li> <li>• Having a capacity of &lt;450L unless the specifications have been approved by the EPD; and</li> <li>• Displaying a label in English and Chinese according to the instructions prescribed in Schedule 2 of the Regulations.</li> <li>• Clearly labelled and used solely for the storage of chemical wastes;</li> <li>• Enclosed with at least 3 sides;</li> <li>• Impermeable floor and bund with capacity to accommodate 110% of the volume of the largest container or 20% by volume of the chemical waste stored in the area, whichever is greatest;</li> <li>• Adequate ventilation;</li> <li>• Sufficiently covered to prevent rainfall entering (water collected within the bund must be tested and disposed of as chemical waste, if necessary); and</li> <li>• Incompatible materials are adequately separated.</li> </ul>	All areas / throughout construction period	Contractor	TMEIA		Y		✓
12.6	8.1	Waste oils, chemicals or solvents shall not be	All areas / throughout	Contractor	TMEIA		Y		✓

**CONTRACT NO. HY/2013/12**

**TUEN MUN – CHECK LAP KOK LINK – NORTHERN CONNECTION TOLL PLAZA AND ASSOCIATED WORKS  
ENVIRONMENTAL MITIGATION AND ENHANCEMENT MEASURE IMPLEMENTATION SCHEDULE**

		disposed of to drain,	construction period						
12.6	8.1	Adequate numbers of portable toilets should be provided for on-site workers. Portable toilets should be maintained in reasonable states, which will not deter the workers from utilising them.	All areas / throughout construction period	Contractor	TMEIA		Y		✓
12.6	8.1	Night soil should be regularly collected by licensed collectors.	All areas / throughout construction period	Contractor	TMEIA		Y		✓
12.6	8.1	General refuse arising on-site should be stored in enclosed bins or compaction units separately from C&D and chemical wastes. Sufficient dustbins shall be provided for storage of waste as required under the Public Cleansing and Prevention of Nuisances By-laws. In addition, general refuse shall be cleared daily and shall be disposed of to the nearest licensed landfill or refuse transfer station. Burning of refuse on construction sites is prohibited.	All areas / throughout construction period	Contractor	TMEIA		Y		✓
12.6	8.1	All waste containers shall be in a secure area on hardstanding;	All areas / throughout construction period	Contractor	TMEIA		Y		✓
12.6	8.1	Training shall be provided to workers about the concepts of site cleanliness and appropriate waste management procedure, including waste reduction, reuse and recycling.	All areas / throughout construction period	Contractor	TMEIA		Y		✓
12.6	8.1	Office wastes can be reduced by recycling of paper if such volume is sufficiently large to warrant collection. Participation in a local collection scheme by the Contractor should be advocated. Waste separation facilities for paper, aluminum cans, plastic bottles, etc should be provided on-site.	Site Offices/ throughout construction period	Contractor	TMEIA		Y		✓
12.6	Section 8	EM&A of waste handling, storage, transportation, disposal procedures and documentation through the site audit programme shall be undertaken.	All areas / throughout construction period	Contractor	EM&A Manual		Y		✓

**Water Quality**

EIA reference	EM&A Manual reference	Environmental Protection Measures	Location/ Timing	Implementation Agent	Relevant Standard or Requirement	Implementation Stages			Status
						D	C	O	

**CONTRACT NO. HY/2013/12**

**TUEN MUN – CHECK LAP KOK LINK – NORTHERN CONNECTION TOLL PLAZA AND ASSOCIATED WORKS  
ENVIORNMENTAL MITIGATION AND ENHANCEMENT MEASURE IMPLEMENTATION SCHEDULE**

Land Works									
6.10	-	Wastewater from temporary site facilities should be controlled to prevent direct discharge to surface or marine waters.	All areas/ throughout construction period	Contractor	TM-EIAO		Y		◇
6.10	-	Sewage effluent and discharges from onsite kitchen facilities shall be directed to Government sewer in accordance with the Requirements of the WPCO or collected for disposal offsite. The use of soakaways shall be avoided.	All areas/ throughout construction period	Contractor	TM-EIAO		Y		✓
6.10	-	Storm drainage shall be directed to storm drains via adequately designed sand/silt removal facilities such as sand traps, silt traps and sediment basins. Channels, earth bunds or sand bag barriers should be provided on site to properly direct stormwater to such silt removal facilities. Catchpits and perimeter channels should be constructed in advance of site formation works and earthworks.	All areas/ throughout construction period	Contractor	TM-EIAO		Y		✓
6.10	-	Silt removal facilities, channels and manholes shall be maintained and any deposited silt and grit shall be removed regularly, including specifically at the onset of and after each rainstorm.	All areas/ throughout construction period	Contractor	TM-EIAO		Y		✓
6.10	-	Temporary access roads should be surfaced with crushed stone or gravel.	All areas/ throughout construction period	Contractor	TM-EIAO		Y		◇
6.10	-	Rainwater pumped out from trenches or foundation excavations should be discharged into storm drains via silt removal facilities.	All areas/ throughout construction period	Contractor	TM-EIAO		Y		◇
6.10	-	Measures should be taken to prevent the washout of construction materials, soil, silt or debris into any drainage system.	All areas/ throughout construction period	Contractor	TM-EIAO		Y		✓
6.10	-	Open stockpiles of construction materials (e.g. aggregates and sand) on site should be covered with tarpaulin or similar fabric during rainstorms.	All areas/ throughout construction period	Contractor	TM-EIAO		Y		◇
6.10	5.8	Manholes (including any newly constructed ones) should always be adequately covered and temporarily sealed so as to prevent silt, construction	All areas/ throughout construction period	Contractor	TM-EIAO		Y		◇

**CONTRACT NO. HY/2013/12**

**TUEN MUN – CHECK LAP KOK LINK – NORTHERN CONNECTION TOLL PLAZA AND ASSOCIATED WORKS  
ENVIRONMENTAL MITIGATION AND ENHANCEMENT MEASURE IMPLEMENTATION SCHEDULE**

		materials or debris from getting into the drainage system, and to prevent storm run-off from getting into foul sewers.							
6.10	-	Discharges of surface run-off into foul sewers must always be prevented in order not to unduly overload the foul sewerage system.	All areas/ throughout construction period	Contractor	TM-EIAO		Y		✓
6.10	-	All vehicles and plant should be cleaned before they leave the construction site to ensure that no earth, mud or debris is deposited by them on roads. A wheel washing bay should be provided at every site exit.	All areas/ throughout construction period	Contractor	TM-EIAO		Y		✓
6.10	-	Section of construction road between the wheel washing bay and the public road should be surfaced with crushed stone or coarse gravel.	All areas/ throughout construction period	Contractor	TM-EIAO		Y		✓
6.10	-	Wastewater generated from concreting, plastering, internal decoration, cleaning work and other similar activities, shall be screened to remove large objects.	All areas/ throughout construction period	Contractor	TM-EIAO		Y		✓
6.10	-	Vehicle and plant servicing areas, vehicle wash bays and lubrication facilities shall be located under roofed areas. The drainage in these covered areas shall be connected to foul sewers via a petrol interceptor in accordance with the requirements of the WPCO or collected for off site disposal.	All areas/ throughout construction period	Contractor	TM-EIAO		Y		✓
6.10	-	The Contractor shall prepare an oil / chemical cleanup plan and ensure that leakages or spillages are contained and cleaned up immediately.	All areas/ throughout construction period	Contractor	TM-EIAO		Y		✓
6.10	-	Waste oil should be collected and stored for recycling or disposal, in accordance with the Waste Disposal Ordinance.	All areas/ throughout construction period	Contractor	TM-EIAO Waste Disposal Ordinance		Y		✓
6.10	-	All fuel tanks and chemical storage areas should be provided with locks and be sited on sealed areas. The storage areas should be surrounded by bunds with a capacity equal to 110% of the storage capacity of the largest tank.	All areas/ throughout construction period	Contractor	TM-EIAO		Y		◇

**CONTRACT NO. HY/2013/12**  
**TUEN MUN – CHECK LAP KOK LINK – NORTHERN CONNECTION TOLL PLAZA AND ASSOCIATED WORKS**  
**ENVIRONMENTAL MITIGATION AND ENHANCEMENT MEASURE IMPLEMENTATION SCHEDULE**

6.10	Section 5	All construction works shall be subject to routine audit to ensure implementation of all EIA recommendations and good working practice.	All areas/ throughout construction period	Contractor	EM&A Manual		Y		✓
------	-----------	---	---	------------	-------------	--	---	--	---

Remarks:

- ✓ Compliance of Mitigation Measures
- <> Compliance of Mitigation Measures but need improvement.
- × Non-compliance of Mitigation Measures
- ▲ Non-compliance of Mitigation Measures but rectified by Contractor
- △ Deficiency of Mitigation Measures but rectified by Contractor
- N/A Not Applicable in Reporting Period
- # Amended against condition 3.13 of EP-354/2009/C

Legend: D=Design, C=Construction, O=Operation

Note: Funding Agent for all mitigation measures will be the Highways Department of the Hong Kong SAR Government



## **Appendix N**

### **Cumulative Statistics on Exceedance and Complaint**

**Table N-1 Statistical Summary of Environmental Exceedance**

Reporting Period	Environmental Aspect / Parameter	Environmental Performance	Event Exceedance	
			Reporting Period	Cumulative since project commencement
July 2015	Air Quality – 1-hour TSP	Action Level	0	4
		Limit Level	0	0
	Air Quality – 24-hour TSP	Action Level	0	0
		Limit Level	0	0

**Table N-2 Statistical Summary of Environmental Complaints**

Reporting Period	Environmental Complaint Statistics				
	Frequency	Cumulative	Complaint Nature		
			Air	Noise	Water
July 2015	1	1	NA	NA	1
Cumulative since project commencement	0	1	NA	NA	1

**Table N-3 Statistical Summary of Environmental Summons**

Reporting Period	Environmental Summons Statistics				
	Frequency	Cumulative	Complaint Nature		
			Air	Noise	Water
July 2015	0	0	NA	NA	NA
Cumulative since project commencement	0	0	NA	NA	NA

**Table N-4 Statistical Summary of Environmental Prosecution**

Reporting Period	Environmental Prosecution Statistics				
	Frequency	Cumulative	Complaint Nature		
			Air	Noise	Water
July 2015	0	0	NA	NA	NA
Cumulative since project commencement	0	0	NA	NA	NA

**Appendix O**

**Investigation Report for the Complaint**

# AUES

---

**To** Mr. Tang Hiu Yeung **Fax No** By email  
**Company** CRBC and Kaden Joint Venture  
**cc**  
**From** **T.W. Tam** **Date** **7 September 2015**  
**Our Ref** TCS00670/13/300/**F0125** **No of Pages** 4 **(Incl. cover sheet)**  
**RE** **Contract No. HY/2013/12**  
**Tuen Mun - Chek Lap Kok Link**  
**Northern Connection Toll Plaza and Associated Works**  
**Environmental Permit No.: EP-354/2009/D**  
**Investigation Report for Complaint of Soil/ Muddy Water at Lung Mun Road and Associated Roads**

---

*If you do not receive all pages, or transmission is illegible, please contact the originator on (852) 2959-6059 to re-send. Should this facsimile be sent to the wrong fax number, would receiver please destroy this copy and notify Action-United Environmental Services & Consulting immediately. Thank you.*

---

Dear Sir,

Enclosed please find the investigation report for the captioned for your follow up action.

Should you have any queries or need further information, please do not hesitate to contact us or the undersigned at **Tel: 2959-6059 or Fax: 2959-6079**.

Yours Faithfully,  
For and on Behalf of  
**Action-United Environmental Services & Consulting**



T.W. Tam  
Environmental Team Leader

Encl.

c.c. AECOM (ER) Mr. Roger Man By email  
ENVIRON (IEC) Dr. F.C. Tsang By email

**Contract No. HY/2013/12**  
**Tuen Mun - Chek Lap Kok Link - Northern Connection Toll Plaza and Associated Works**

**Investigation Report on Action or Limit Level Non-compliance**

<b>Complaint Log No.</b>	TCS00670/13/300/ <b>F0125</b>
<b>Received Date by ET</b>	7 August 2015
<b>Complaint Details</b>	The complainant complained that the frequent dump trucks running along Lung Mun Road from Tuen Mun Area 38 Fill Bank and carriageway near River Trade Terminal causing soil/ muddy water on the road surface. The complainant requested the related department to follow.
<b>Complaint Location</b>	Lung Mun Road from Tuen Mun Area 38 Fill Bank and carriageway near River Trade Terminal
<b>Date of Complaint</b>	3 August 2015
<b>Environmental Aspect</b>	Soil/ muddy water
<b>Complainant</b>	Unknown
<b>Complaint Route</b>	via 1823
<b>Investigation Result</b>	<ol style="list-style-type: none"><li>1 A complaint was received via 1823 hotline on 3 August 2015, regarding the soil/ muddy water generated by the dump trucks on Lung Mun Road from Tuen Mun Area 38 Fill Bank and carriageway near River Trade Terminal.</li><li>2 Weekly site inspection was carried out by the RE, Contractor and ET to audit the environmental performance of the construction site. It was observed that wheel washing facilities was provided at the exit of construction site and every vehicle was thoroughly washed prior leaving the site. (<b>refer to Photo 1</b>) Moreover, the area of wheel washing bay and site exit was paved with concrete and kept clear of dusty materials. (<b>refer to Photo 2</b>)</li><li>3 As advised by the Contractor, water bowser was arranged for road cleaning on the Lung Mun Road and the associated roads for 12 times per day. (<b>refer to Figure 1, Photo 3 and 4</b>)</li><li>4 According to the information provided by the Contractor, there are several concurrent active construction sites at the vicinity of the project site. The concerned roads are public carriageway and the dump trucks running along the concerned roads are not solely come from the Construction Site.</li><li>5 Based on the above investigation, the Contractor has implemented the dust and water mitigation measures properly. It is considered that the complaint was not due to the contract. The ET will continue to inspect the cleanliness of site exit and adjacent roads.</li></ol>

**Prepared By :** T.W. Tam

**Designation :** Environmental Team Leader

**Signature :** 

**Date :** 7 September 2015

**Photo Record**



**Photo 1**  
Wheel washing facilities was provide at site exit



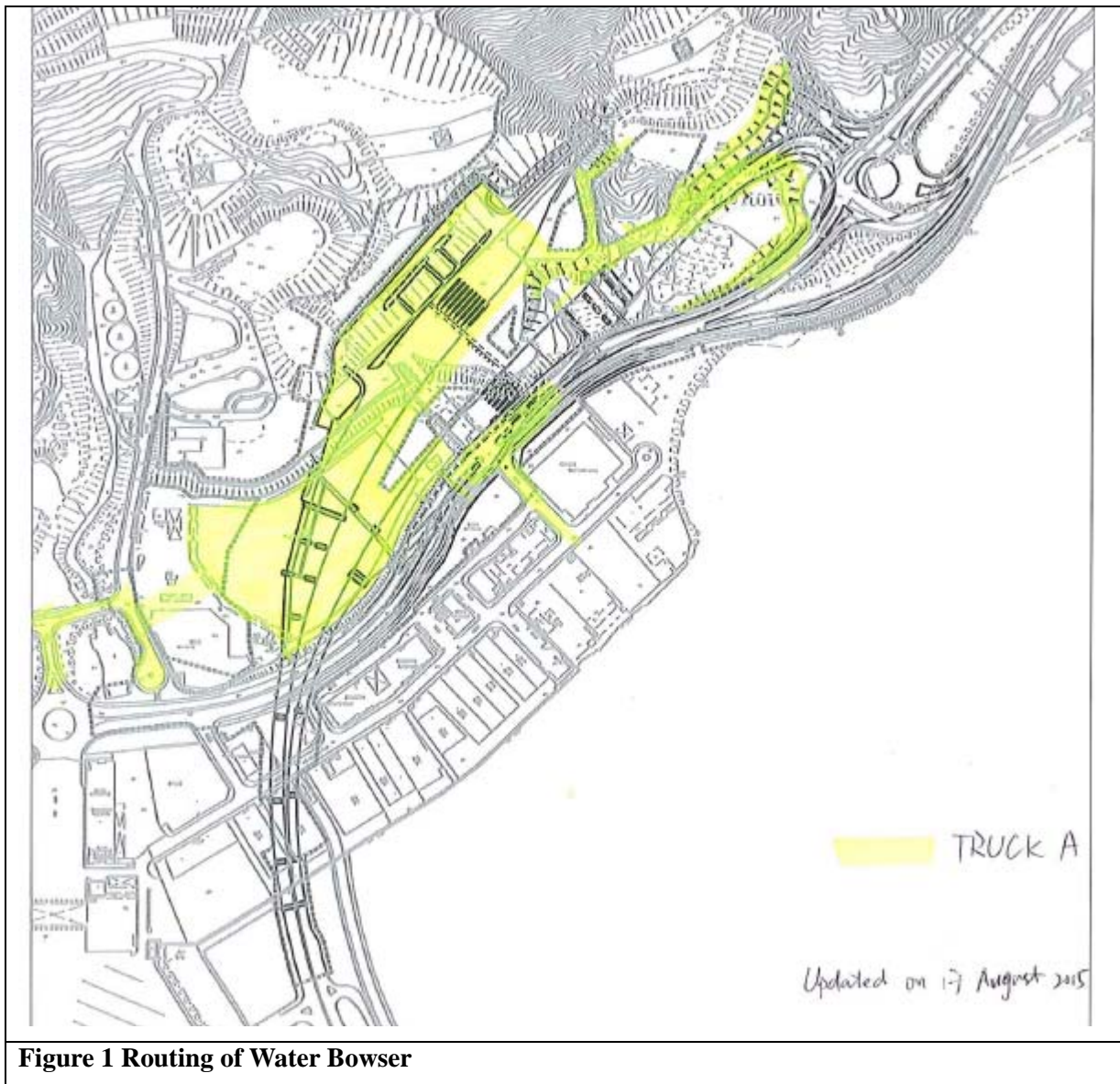
**Photo 2**  
The area of wheel washing bay and site exit was paved with concrete and kept clear of dusty materials



**Photo 3**  
Water bowser was arranged for road cleaning on the Lung Mun Road and the associated roads



**Photo 4**  
Water bowser was arranged for road cleaning on the Lung Mun Road and the associated roads



**Figure 1 Routing of Water Bowser**

# AUES

---

**To** Mr. Tang Hiu Yeung **Fax No** By email  
**Company** CRBC and Kaden Joint Venture  
**cc**  
**From** **T.W. Tam** **Date** **11 September 2015**  
**Our Ref** TCS00670/13/300/**F0129** **No of Pages** 7 **(Incl. cover sheet)**  
**RE** **Contract No. HY/2013/12**  
**Tuen Mun - Chek Lap Kok Link**  
**Northern Connection Toll Plaza and Associated Works**  
**Environmental Permit No.: EP-354/2009/D**  
**Investigation Report for Complaint of Milky Water from Drainage Outlet near**  
**Butterfly Beach, Tuen Mun**

---

*If you do not receive all pages, or transmission is illegible, please contact the originator on (852) 2959-6059 to re-send. Should this facsimile be sent to the wrong fax number, would receiver please destroy this copy and notify Action-United Environmental Services & Consulting immediately. Thank you.*

---

Dear Sir,

Enclosed please find the investigation report for the captioned for your follow up action.

Should you have any queries or need further information, please do not hesitate to contact us or the undersigned at **Tel: 2959-6059 or Fax: 2959-6079**.

Yours Faithfully,  
For and on Behalf of  
**Action-United Environmental Services & Consulting**



T.W. Tam  
Environmental Team Leader

Encl.

c.c. AECOM (ER) Mr. Roger Man By email  
ENVIRON (IEC) Dr. F.C. Tsang By email



**Contract No. HY/2013/12**  
**Tuen Mun - Chek Lap Kok Link - Northern Connection Toll Plaza and Associated Works**

**Investigation Report on Action or Limit Level Non-compliance**

<b>Complaint Log No.</b>	TCS00670/13/300/ <b>F0129</b>
<b>Received Date by ET</b>	30 July 2015
<b>Complaint Details</b>	The complainant complained that milky water was observed from drainage outlet to Butterfly Beach.
<b>Complaint Location</b>	Drainage outfall near the Butterfly Beach, Tuen Mun
<b>Date of Complaint</b>	28 July 2015
<b>Environmental Aspect</b>	Milky water
<b>Complainant</b>	Unknown
<b>Complaint Route</b>	via DSD
<b>Investigation Result</b>	<ol style="list-style-type: none"><li>1 A complaint was received from the DSD on 28 July 2015. The complainant complained that milky water was observed from drainage outlet to Butterfly Beach. It was suspected that the milky water was come from the site under the Contractor.</li><li>2 Joint inspection has been carried out by DSD, AECOM and CKJV immediately receipt the complaint and no milky/ muddy water was found. Moreover, EPD was conducted site inspection with AECOM and CKJV on 29 July 2015 to further investigation. No milky/ muddy water was observed during the inspection.</li><li>3 Based on CKJV information, it was identified there was an accidental discharge of muddy water from the damaged connection pipe of the TBM wastewater recycle system into the public drainage system in the afternoon of 28 July 2015. But only small amount of the muddy water was discharged and the TBM was stopped immediately.</li><li>4 An urgent meeting was formed by AECOM and CKJV to discuss the control measures for improving the temporary site drainage and wastewater treatment system and preventing further occurrence of the incident.</li><li>5 All the improvement works conducted by the CKJV were completed on 14 August 2015 (refer to Photo 1 to 18). Base on the subsequent ET weekly site inspection on 18 and 25 August 2015, no milky water discharged from the site was observed.</li><li>6 Based on the above investigation, it is considered that the complaint was a single incident. The improvement work and the mitigation measure for the site drainage system by CKJV is satisfactory. The ET will continue to inspect the site discharge to make sure all discharge should be complied with the discharge license requirement.</li></ol>

**Prepared By :** T.W. Tam

**Designation :** Environmental Team Leader

**Signature :** 

**Date :** 11 September 2015

**Photo Record for mitigation measure**



Photo 1: Sand bags were stacked at each step/level. Debris, grit and silt inside the cascade were removed.



Photo 2: Sand bags were stacked along the top of side walls.



Photo 3: Hydroseeding was carried out on the exposed surfaces.



Photo 4a: The u-channel was cleaned. Sand bags were provided to protect the u-channel and sump pit was provided to allow site water to be pumped for reuse or storage.  
Photo 4b: The u-channel was sealed off from the discharge.



Photo 5: The area near the desilting tank was tidied up and a cement bund was formed to contain the dripping water.



Photo 6: The concerned drainage pipe (near the pipe jacking works) was sealed up.



Photo 7: The concerned drainage pipes were being cleaned up.



Photo 8a: Silt screen was installed.  
Photo 8b: Sand bags were deployed



Photo 9a: The capacity of wastewater treatment facility was enhanced from 30m<sup>3</sup>/h to 80m<sup>3</sup>/h.

Photo 9b: The sump pit was enhanced to provide more effective sedimentation.



Photo 10: Sand bags were provided along the cascade side wall; Debris, grit and silt inside the cascade were removed.



Photo 11: The haul road above the cascade was paved with concrete.



Photo 12: The exposed slope above the cascade was covered.



Photo 13: Site specific training was provided to workers and frontline staff.



Photo 14: An urgent meeting was held amongst AECOM, CKJV and Sub-contractors on 30 July 2015.



Photo 15: DSD arranged CCTV inspection of the concerned drainage pipes.



Photo 16: The questioned storm drain (i.e. U-channel) provided by EPD that was located next to the TBM wastewater recycle system.



Photo 17a/17b: The portion of sand bed suspected trapped with mud near the outfall was washed off.

Photo 18a/18b: The 1800 dia. pipe cleaning works was completed.

**Appendix P**

**Inspection Checklist for  
Vulnerable to Contaminated Water Discharge**



Contract No. HY/2013/12  
Tuen Mun - Chek Lap Kok Link Northern Connection Toll Plaza  
and Associated Works

Inspection Checklist for vulnerable to contaminated water discharge

Inspection Date: 28-8-15

Location: various

Name of Inspector: HY Tang, Melody Tong

Position of Inspector: EO, ES

Please put a tick  on the appropriate box.

Item Description		Y	P	N	Remarks
1	Exposed slope protected?	<input checked="" type="checkbox"/>			
2	Adequacy of wastewater treatment facilities provided?	<input checked="" type="checkbox"/>			
3	Sandbags provided at each step and top of side walls?	<input checked="" type="checkbox"/>			
4	Is silt screen maintained in good condition?	<input checked="" type="checkbox"/>			
5	Remove debris, grit and silt inside the drainage system?		<input checked="" type="checkbox"/>		Drainage system should be cleared regularly.
6	Contaminated water discharge at discharge point / drainage inlet avoided?	<input checked="" type="checkbox"/>			
7	General housekeeping / site tidiness in good condition?	<input checked="" type="checkbox"/>			

Inspected by : (CKJV) [Signature]

Inspection Date: 28-8-15

Witness/Check by : (AECOM)

Inspection Date: \_\_\_\_\_

Legends: Y = Yes, P = Partial, N = No





Tarpaulin was provided at exposed slope.



Channel near site office: Treated water discharged and the u-channel need to clear regularly.



Sand Trap near the grave, treated water discharging.



Channel near butterfly: water quality is acceptable after treatment.



At East Portal, no water discharging.



Wastewater treatment facilities were provided.