



**AUES JOB No.: TCS00715/14**

**TUEN MUN - CHEK LAP KOK LINK  
CONTRACT NO. HY/2013/12 –  
NORTHERN CONNECTION TOLL PLAZA AND  
ASSOCIATED WORKS**

**19<sup>TH</sup> MONTHLY ENVIRONMENTAL MONITORING AND  
AUDIT (EM&A) REPORT – MAY 2016**

PREPARED FOR  
**CRBC AND KADEN JOINT VENTURE**

<b>Date</b>	<b>Reference No.</b>	<b>Prepared By</b>	<b>Certified By</b>
15 June 2016	TCS00715/14/600/R0201v2	 Ben Tam (Environmental Consultant)	 T.W. Tam (Environmental Team Leader)

Ref.: HYDHZMBEEM00\_0\_4285L.16

16 June 2016

AECOM  
Supervising Officer Representative's Office  
No. 8 Mong Fat Street, Tuen Mun,  
New Territories, Hong Kong

By Fax (2293 6300) and By Post

Attention: Mr. Roger Man

Dear Roger,

**Re: Agreement No. CE 48/2011 (EP)  
Environmental Project Office for the  
HZMB Hong Kong Link Road, HZMB Hong Kong Boundary Crossing  
Facilities, and Tuen Mun-Chek Lap Kok Link – Investigation**


**Contract No. HY/2013/12 TM-CLKL Northern Connection Toll Plaza and  
Associated Works  
19<sup>th</sup> Monthly EM&A Report for May 2016 (EP-354/2009/D)**

Reference is made to the Monthly Environmental Monitoring and Audit (EM&A) Report (May 2016) (AUES reference: TCS00715/14/600/R0201v2 dated 15 June 2016) certified by the ET Leader and provided to us via e-mail on 16 June 2016.

Please be informed that we have no adverse comments on the captioned monthly EM&A report. We write to verify the captioned submission in accordance with Condition 4.4 of EP-354/2009/D.

Thank you for your attention. Please do not hesitate to contact the undersigned or the ENPO Leader Mr. Y. H. Hui should you have any queries.

Yours sincerely,



F. C. Tsang  
Independent Environmental Checker  
Tuen Mun – Chek Lap Kok Link

c.c. HyD – Mr. Stephen Chan (By Fax: 3188 6614)  
HyD – Mr. Matthew Fung (By Fax: 3188 6614)  
AECOM – Mr. Conrad Ng (By Fax: 3922 9797)  
AUES – Mr. T. W. Tam (By Fax: 2959 6079)  
CRBC – Kaden JV – Mr. John Wong (By Fax: 2253 8399)

Internal: DY, YH, ENPO Site

Q:\Projects\HYDHZMBEEM00\02\_Proj\_Mgt\02\_Corr\HYDHZMBEEM00\_0\_4285L.16.docx

### EXECUTIVE SUMMARY

ES01 This is the 19<sup>th</sup> Monthly EM&A Report presenting the monitoring results and inspection findings for the period from **1 to 31 May 2016** (hereinafter ‘the Reporting Period’).

#### SUMMARY OF EM&A ACTIVITIES FOR THE REPORTING PERIOD

ES02 The EM&A activities conducted in the Reporting Period are summary in below:-

- 24-hours TSP of Air Quality Monitoring –**45 events**
- 1-hour TSP of Air Quality Monitoring – **135 events**
- Cultural Heritage Inspection – **5 events**
- Landfill Gas Monitoring – **25 days**
- Landscape & Visual Monitoring – **4 events**
- Environmental Site Inspection – **5 events**

#### BREACH OF ACTION AND LIMIT (A/L) LEVELS

ES03 In the Reporting Period, no exceedances of 1-hour and 24-hour TSP were recorded according to the measurement results by the ET of Contract HY/2012/08. The summary of breach of air quality performance is shown below.

Environmental Aspect	Monitoring Parameters	Action Level	Limit Level	Event & Action		
				NOE Issued	Investigation	Corrective Actions
Air Quality	1-hour TSP	0	0	0	0	0
	24-hour TSP	0	0	0	0	0

ES04 No noise complaints were received in the Reporting Period.

ES05 Landfill gas monitoring was conducted at the construction of Retaining Wall B and Retaining Wall F by the Safety Officer. The monitoring results shown no exceedances were triggered.

ES06 Site inspection for landscape and visual was conducted on weekly basis by the Landscape Architect to ensure the compliance with the intended aims of the mitigation measures. Most of the landscape works such as planting was not yet commenced.

#### SITE INSPECTION

ES07 In the Reporting Period, joint site inspection by the RE, ET and the Contractor was carried out on **3<sup>rd</sup>, 10<sup>th</sup>, 17<sup>th</sup>, 24<sup>th</sup> and 31<sup>st</sup> May 2016** and the IEC has attended the joint site inspection on **31<sup>st</sup> May 2016**. No non-compliance was recorded during the site inspection but 5 observations and 2 reminders were recorded.

ES08 Inspection for Pitcher Plants of ecology and grave of culture heritage were also carried out during the weekly site inspection. It was observed that the transplanted pitcher plants were properly protected and the growth was normally in fair condition except a few individuals appeared poor condition. It is considered that the Pitcher Plant were establishing after transplanting shock and adapting to the condition of the Final Receptor Site and frequent watering is recommended.

#### ENVIRONMENTAL COMPLAINT

ES09 In the Reporting Period, one (1) environmental complaint was received from EPD on 9 May 2016 regarding to white color effluent discharging outfall behind sawmill at Ho Yeung Street, Tuen Mun. Investigation report for the complaint has been conducted by the ET.

ES10 In last Reporting Period, a complaint about dust and smoke emission from a drilling rig was observed on the slope near Pillar Point, Tuen Mun was received on 28 April 2016. The investigation report (IR), including the status of improvement works/ mitigation measures, has been submitted by the Contractor.

The statistical summary of environmental complaints is summarized in the following table.

Reporting Period	Environmental Complaint Statistics	
	Frequency	Cumulative
Since the Contract commencement	4	4
May 2016	1	5

#### **NOTIFICATION OF SUMMONS AND SUCCESSFUL PROSECUTIONS**

ES11 No environmental summons or successful prosecutions were recorded in the Reporting Period.

#### **REPORTING CHANGE**

ES12 No reporting changes were made in the Reporting Period.

#### **FUTURE KEY ISSUES**

ES13 During wet season, muddy water or other water pollutants from site surface runoff into the public areas will be key environment issue. Special attention should be paid on the water quality mitigation measures to prevent surface runoff flow to public area.

ES14 Although in wet season, air quality mitigation measures such as watering of site area for 12 times per day and covering of exposed slopes should be fully implemented to reduce construction dust impact as recommended in the EMIS.

ES15 It was reminded that good housekeeping practice should be maintained. Mosquito control measures should be properly implemented to prevent mosquito breeding on site especially after rain.

**TABLE OF CONTENTS**

<b>1</b>	<b>INTRODUCTION</b>	<b>1</b>
1.1	CONTRACT BACKGROUND	1
1.2	REPORT STRUCTURE	1
<b>2</b>	<b>CONTRACT ORGANIZATION AND CONSTRUCTION PROGRESS AND ENVIRONMENTAL SUBMISSIONS</b>	<b>2</b>
2.1	CONTRACT ORGANIZATION	2
2.2	CONSTRUCTION PROGRESS	2
2.3	SUMMARY OF ENVIRONMENTAL SUBMISSIONS	2
<b>3</b>	<b>SUMMARY OF IMPACT MONITORING REQUIREMENTS UNDER THE CONTRACT</b>	<b>3</b>
3.1	GENERAL	3
3.2	AIR QUALITY MONITORING	3
3.3	MONITORING LOCATION	3
3.4	MONITORING FREQUENCY	3
3.5	MONITORING EQUIPMENT	4
3.6	DERIVATION OF ACTION/LIMIT (A/L) LEVELS	5
3.7	OTHER ENVIRONMENTAL ASPECTS	5
3.8	MONITORING SCHEDULE	6
<b>4</b>	<b>AIR QUALITY MONITORING</b>	<b>7</b>
4.1	GENERAL	7
4.2	AIR QUALITY MONITORING RESULTS IN REPORTING PERIOD	7
4.3	ACTION AND LIMIT (A/L) LEVELS EXCEEDANCE	7
4.4	AIR QUALITY EXCEEDANCE INVESTIGATION	7
<b>5</b>	<b>ECOLOGY MONITORING</b>	<b>8</b>
5.1	GENERAL	8
5.2	PITCHER PLANTS INSPECTION	8
<b>6</b>	<b>CULTURAL HERITAGE</b>	<b>9</b>
6.1	GENERAL	9
6.2	GRAVE INSPECTION	9
<b>7</b>	<b>LANDSCAPE AND VISUAL</b>	<b>10</b>
7.1	GENERAL	10
7.2	LANDSCAPE AND VISUAL INSPECTION	10
<b>8</b>	<b>LANDFILL GAS HAZARD MONITORING</b>	<b>11</b>
8.1	GENERAL	11
8.2	LANDFILL GAS MONITORING RESULT	11
<b>9</b>	<b>WASTE MANAGEMENT</b>	<b>13</b>
9.1	GENERAL WASTE MANAGEMENT	13
9.2	RECORDS OF WASTE QUANTITIES	13
<b>10</b>	<b>INSPECTION AND AUDIT</b>	<b>14</b>
10.1	SITE INSPECTION	14
<b>11</b>	<b>ENVIRONMENTAL COMPLAINT AND NON-COMPLIANCE</b>	<b>16</b>
11.1	ENVIRONMENTAL COMPLAINT, SUMMONS AND PROSECUTION	16
<b>12</b>	<b>IMPLEMENTATION STATUS OF MITIGATION MEASURES</b>	<b>18</b>
12.1	GENERAL REQUIREMENTS	18
12.2	TENTATIVE CONSTRUCTION ACTIVITIES IN THE COMING MONTH	18
12.3	KEY ENVIRONMENTAL ISSUES FOR THE COMING MONTH	19
<b>13</b>	<b>CONCLUSIONS AND RECOMMENDATIONS</b>	<b>20</b>
13.1	CONCLUSIONS	20
13.2	RECOMMENDATIONS	20

**LIST OF TABLES**

TABLE 2-1	STATUS OF ENVIRONMENTAL LICENSES AND PERMITS OF THE CONTRACT
TABLE 3-1	AIR QUALITY MONITORING STATIONS UNDER THE CONTRACT
TABLE 3-2	ENHANCED TSP MONITORING PLAN – CONSTRUCTION PHASE
TABLE 3-3	ACTION AND LIMIT LEVELS FOR IMPACT AIR QUALITY MONITORING
TABLE 4-1	SUMMARY OF AIR QUALITY MONITORING EXCEEDANCE
TABLE 8-1	SUMMARY OF LANDFILL GAS MEASUREMENT RESULTS
TABLE 9-1	SUMMARY OF QUANTITIES OF INERT C&D MATERIALS
TABLE 9-2	SUMMARY OF QUANTITIES OF C&D WASTES
TABLE 10-1	SITE OBSERVATIONS FOR THE CONTRACT
TABLE 10-2	OUTSTANDING ITEMS IN SITE INSPECTION OF PREVIOUS REPORTING PERIOD
TABLE 11-1	STATISTICAL SUMMARY OF ENVIRONMENTAL EXCEEDANCE
TABLE 11-2	STATISTICAL SUMMARY OF ENVIRONMENTAL COMPLAINTS
TABLE 11-3	STATISTICAL SUMMARY OF ENVIRONMENTAL SUMMONS
TABLE 11-4	STATISTICAL SUMMARY OF ENVIRONMENTAL PROSECUTION
TABLE 12-1	ENVIRONMENTAL MITIGATION MEASURES

**LIST OF APPENDICES**

APPENDIX A	PROJECT LAYOUT PLAN
APPENDIX B	LAYOUT PLAN OF THE CONTRACT
APPENDIX C	ORGANIZATION OF THE CONTRACT
APPENDIX D	THREE MONTHS ROLLING PROGRAMME
APPENDIX E	MONITORING LOCATIONS FOR THE CONTRACT
APPENDIX F	EVENT AND ACTION PLAN
APPENDIX G	MONITORING SCHEDULE
APPENDIX H	CALIBRATION CERTIFICATES OF MONITORING EQUIPMENT
APPENDIX I	LANDFILL GAS MONITORING RESULTS AND GRAPHICAL PLOTS
APPENDIX J	INVESTIGATION REPORT FOR EXCEEDANCE
APPENDIX K	CHECKLIST FOR LANDSCAPE AND VISUAL MONITORING
APPENDIX L	MONTHLY SUMMARY WASTE FLOW TABLE
APPENDIX M	ENVIRONMENTAL MITIGATION AND ENHANCEMENT MEASURES IMPLEMENTATION SCHEDULE (EMIS)
APPENDIX N	CUMULATIVE STATISTICS ON EXCEEDANCE AND COMPLAINT
APPENDIX O	INVESTIGATION REPORT FOR THE COMPLAINT
APPENDIX P	INSPECTION CHECKLIST FOR VULNERABLE TO CONTAMINATED WATER DISCHARGE

## 1 INTRODUCTION

### 1.1 CONTRACT BACKGROUND

1.1.1 CRBC-Kaden Joint Venture (hereafter “CRBC-Kaden JV”) is commissioned by the Highways Department (HyD) as the Main Contractor of the Contract No. HY/2013/12 – Northern Connection Toll Plaza and Tunnel Section ((hereafter “the Contract”) and this Contract is part of the Tuen Mun – Chek Lap Kok Link (TM-CLK Link Project). TM-CLK Link Project is a Designated Project under Environmental Permit number EP-354/2009/D issued on 13 March 2015. The layout Plan of the Project and the Contract are showed in *Appendix A* and *B* respectively.

1.1.2 The construction works of the Contract mainly include:-

- a. construction of an approximately 5.4 hectares toll plaza and an associated footbridge;
- b. construction of associated carriageways including approximately 0.74 kilometre land viaducts, and an approximately 230 metres vehicular underpass to connect the toll plaza and the roundabout at Lung Mun Road/Lung Fu Road;
- c. site formation for the construction of the toll plaza, including associated slope works and natural terrain hazard mitigation measures;
- d. modification and realignment of the existing Lung Mun Road and Lung Fu Road; and
- e. associated waterworks, drainage, sewerage and landscaping works, etc..

1.1.3 This is 19<sup>th</sup> monthly EM&A report presenting the monitoring results and inspection findings for period from 1 to 31 May 2016.

### 1.2 REPORT STRUCTURE

1.2.1 The Monthly Environmental Monitoring and Audit (EM&A) Report is structured into the following sections:-

*Section 1 Introduction*

*Section 2 Contract Organization and Construction Progress and Environmental Submissions*

*Section 3 Summary of Impact Monitoring Requirements under the Contract*

*Section 4 Air Quality Monitoring*

*Section 5 Ecology Monitoring*

*Section 6 Cultural Heritage*

*Section 7 Landscape and Visual*

*Section 8 Landfill gas hazard Monitoring*

*Section 9 Waste Management*

*Section 10 Inspections and Audit*

*Section 11 Environmental Complaints and Non-Compliance*

*Section 12 Implementation Status of Mitigation Measures*

*Section 13 Conclusions and Recommendations*

## 2 CONTRACT ORGANIZATION AND CONSTRUCTION PROGRESS AND ENVIRONMENTAL SUBMISSIONS

### 2.1 CONTRACT ORGANIZATION

2.1.1 The Contract organization and contact details of key personnel are shown in *Appendix C*.

### 2.2 CONSTRUCTION PROGRESS

2.2.1 In the Reporting Period, the major construction activity conducted under the Contract is summarized in below. The three-months rolling programme of the Contract is enclosed in *Appendix D*.

- Instrumentation and Monitoring
- Site Formation – Earthwork on Slope D and E; surface drainage on slope C, D & E and Portion H;
- Toll Plaza Decking TD1 (Portal Beam Construction) and TD2;
- Toll Plaza Footbridge;
- Retaining Structure RW\_A, RW\_B and RW\_F;
- Toll Collector Subway & Associated Works;
- Bridge G1, G2 and Bridge H1;
- Sewer Culvert at FC1 and FC2;
- Waterproofing and lining at Vehicular Underpass;
- Road and Drainage Works at +11mPD, +19mPD and Portion H.

### 2.3 SUMMARY OF ENVIRONMENTAL SUBMISSIONS

2.3.1 The environmental submissions under the EP requirement had been submitted to the EPD and they are listed in below:

- Monitoring Plan on Construction Dust (submission refer to Contract HY/2012/08)
- Landscape and Visual Plan (not yet endorsed by EPD)
- Waste Management Plan (endorsed by EPD on 16 March 2015)
- Baseline Monitoring Report (not yet endorsed by EPD)

2.3.2 Summary of environmental permits, licenses and notifications for the Contract is presented in *Table 2-1*.

**Table 2-1 Status of Environmental Licenses and Permits of the Contract**

No.	Type of Permit/ License	Submission Date	Reference/ License No.	Date of Issue	Date of Expiry
1	Air pollution Control (Construction Dust) Regulation	06-08-2014	377719	06-08-2014	N/A
2	Chemical Waste Producer Registration - Waste Producers Number	06-08-2014	5117422C389301	03-09-2014	N/A
3	Water Pollution Control Ordinance - Discharge License	13-08-2014	WT00020065-2014	29-09-2014	30-09-2019
4	Variation of Effluent Discharge License	22-08-15	WT00023973-2016	14-03-16	N/A
4	Waste Disposal Regulation - Billing Account for Disposal of Construction Waste	21-07-2014	7020460	01-08-2014	N/A
5	CNP for Multiple Task	7-10-2015	GW-RW0520-15	05-11-2015	04-05-2016
6	CNP for MH5	23-10-2015	GW-RW0563-15	18-11-2015	17-05-2016
7	CNP for Tunnel works	4-11-2015	GW-RW0582-15	23-11-2015	22-05-2016
8	Extend CNP for Flasework Erection	07-04-2016	GW-RW0215-16	26-04-2016	21-06-2016



### 3 SUMMARY OF IMPACT MONITORING REQUIREMENTS UNDER THE CONTRACT

#### 3.1 GENERAL

3.1.1 The major construction activities under the Contract are land-based and no marine work will be involved. In accordance with the Project EM&A Manual requirements, the environmental aspects under the Contract shall be included air quality, ecological, cultural heritage, landscape and visual, landfill gas and site inspection during construction period. In addition, audit of the contractor's implementation of the construction noise and land-based water quality pollution control measures are also required for the Contract.

3.1.2 A summary of construction phase EM&A requirements are presented in the sub-sections below.

#### 3.2 AIR QUALITY MONITORING

3.2.1 The construction phase air quality monitoring shall cover the following parameters:

- 1-hour TSP; and
- 24-hour TSP

#### 3.3 MONITORING LOCATION

3.3.1 The air quality monitoring stations for impact monitoring are listed in *Table 3-1* and illustrated in *Appendix E*.

**Table 3-1 Air Quality Monitoring Stations under the Contract**

ID	Location	Air monitoring station Description
ASR1	Tuen Mun Fireboat Station	EM&A Manual
ASR5	Pillar Point Fire Station	EM&A Manual
AQMS1	Previous River Trade Golf	Enhanced TSP Level under EP condition 2.4
ASR6	Butterfly Beach Laundry	Enhanced TSP Level under EP condition 2.4
ASR10	Butterfly Beach Park	Enhanced TSP Level under EP condition 2.4

#### 3.4 MONITORING FREQUENCY

3.4.1 As per Condition 2.4 of the EP of TM-CLKL, an enhanced monitoring plan on TSP level at Tuen Mun ("the Enhanced TSP Monitoring Plan") is required to be submitted to the DEP for approval at least 1 month before the commencement of construction of the Project. Details of the Enhanced TSP Monitoring Plan under Contract No. HY/2012/08 could be found from the project website. The air quality monitoring work under this Contract will follow the monitoring requirement of enhanced TSP monitoring under the project.

3.4.2 The air quality monitoring requirements for the Contract is summarized in *Table 3-2*.

**Table 3-2 Enhanced TSP Monitoring Plan – Construction Phase**

Condition	Monitoring Parameter	Monitoring Location	Frequency	Monitoring Requirement
General	1-hour TSP	ASR1, ASR5, AQMS1, ASR6, ASR10	3 times per day every six days	Throughout the Northern Connection, toll plaza and tunnel buildings construction works
	24-hour TSP	ASR1, ASR5, AQMS1, ASR6, ASR10	Daily every six days	
Special	1-hour TSP	ASR1, ASR5, AQMS1, ASR6, ASR10	3 times per day every three days	<b><u>Northern Connection</u></b> During excavation works for launching shaft, excavation work for Cut and Cover Tunnel and Cut and Cover Tunnel Construction
	24-hour TSP	ASR1, ASR5, AQMS1, ASR6, ASR10	Daily every three days	

Condition	Monitoring Parameter	Monitoring Location	Frequency	Monitoring Requirement
				<p><b><u>Toll Plaza</u></b> During excavation, slope works, construction of road and superstructures and wind erosion from open sites and stockpiling areas</p> <p><b><u>Tunnel Buildings</u></b> During excavation, foundation works, construction of superstructures and wind erosion from open sites and stockpiling areas</p>

### 3.5 MONITORING EQUIPMENT

- 3.5.1 The 24-hour and 1-hour TSP levels shall be measured by following the standard high volume sampling method as set out in the *Title 40 of the Code of Federal Regulations, Chapter 1 (Part 50), Appendix B*.
- 3.5.2 A high volume sampler in compliance with the following specifications shall be used for carrying out the 1-hr and 24-hr TSP monitoring:
- (i) 0.6-1.7 m<sup>3</sup>/min (20-60 SCFM) adjustable flow range;
  - (ii) equipped with a timing/control device with +/- 5 minutes accuracy for 24 hours operation;
  - (iii) installed with elapsed-time meter with +/- 2 minutes accuracy for 24 hours operation;
  - (iv) capable of providing a minimum exposed area of 406 cm<sup>2</sup> (63 in<sup>2</sup>);
  - (v) flow control accuracy: +/- 2.5% deviation over 24-hr sampling period;
  - (vi) equipped with a shelter to protect the filter and sampler;
  - (vii) incorporated with an electronic mass flow rate controller or other equivalent devices;
  - (viii) equipped with a flow recorder for continuous monitoring;
  - (ix) provided with a peaked roof inlet;
  - (x) equipped with a manometer;
  - (xi) able to hold and seal the filter paper to the sampler housing in a horizontal position;
  - (xii) easy to change the filter; and
  - (xiii) capable of operating continuously for 24-hr period.
- 3.5.3 Calibration of dust monitoring equipment shall be conducted by the ET upon installation and in bi-monthly intervals during construction phase. The transfer standard shall be traceable to the internationally recognized primary standard and be calibrated annually. The calibration data shall be properly documented for future reference by concerned parties, such as the IEC. All the data shall be converted into standard temperature and pressure condition.
- 3.5.4 The filter paper of 24-hour TSP measurement shall be determined by HOKLAS accredited laboratory.
- 3.5.5 If the ET Leader proposes to use a direct reading dust meter to measure 1-hr TSP levels on an ad hoc basis, he shall submit sufficient information to the IEC to prove that the instrument is capable of achieving a comparable result as that the High Volume Sampler (HVS) and may be used for the 1-hr sampling. The instrument should also be calibrated regularly and the 1-hr sampling shall be checked periodically by the HVS to check the validity and accuracy of the results measured by the direct reading method.
- 3.5.6 According to the Project EM&A Manual, wind data monitoring equipment shall also be provided and set up for logging wind speed and wind direction near the dust monitoring

locations. The equipment installation location shall be proposed by the ET Leader and agreed with the IEC. For installation and operation of wind data monitoring equipment, the following points shall be observed:

- (i) the wind sensors should be installed on masts at an elevated level 10 m above ground so that they are clear of obstructions or turbulence caused by the buildings;
- (ii) the wind data should be captured by a data logger to be down-loaded for processing at least once a month;
- (iii) the wind data monitoring equipment should be re-calibrated at least once every six months; and
- (iv) wind direction should be divided into 16 sectors of 22.5 degrees each.

### 3.6 DERIVATION OF ACTION/LIMIT (A/L) LEVELS

3.6.1 The baseline monitoring results formed the basis for determining the air quality criteria for the impact monitoring. The ET shall compare the impact monitoring results with air quality criteria set up for 24-hour TSP and 1-hour TSP. Based on results of the approved Baseline Monitoring Report of HyD Contract HY/2012/08, the Action and Limit Levels for impact dust monitoring are shown in *Tables 3-3*.

**Table 3-3 Action and Limit Levels for Impact Air Quality Monitoring**

Air Quality Monitoring Stations	24-hour TSP ( $\mu\text{g}/\text{m}^3$ )		1-hour TSP ( $\mu\text{g}/\text{m}^3$ )	
	Action Level	Limit Level	Action Level	Limit Level
ASR1	213	260	331	500
ASR5	238	260	340	500
AQMS1	213	260	335	500
ASR6	238	260	338	500
ASR10	214	260	337	500

3.6.2 Should non-compliance of the environmental quality criteria occurs, remedial actions will be triggered according to the Event and Action Plan which presented in *Appendix F*.

### 3.7 OTHER ENVIRONMENTAL ASPECTS

#### Noise

3.7.1 The TM-CLKL EIA study stated that no existing noise sensitive receiver (NSR) was identified within the Study Area at Tuen Mun. Therefore, no noise monitoring is required for the construction phase of the Contract.

3.7.2 Regular site inspections and audits will be carried out during the construction phase in order to confirm the construction works under the Contract comply with the regulatory noise requirements.

#### Water Quality

3.7.3 No marine works will be undertaken under the Contract. Therefore, no water quality monitoring is required for the construction phase of the Contract.

#### Ecology

3.7.4 No marine works will be undertaken under the Contract and generated marine ecological impact, no dolphin monitoring is required for the construction phase of the Contract.

3.7.5 During construction phase, the ET will perform Pitcher Plants inspection at least once every week to report the growth condition and protection measures.

#### Landscape and Visual

3.7.6 Measures to mitigate landscape and visual impact during construction should be checked and monitored by a Registered Landscape Architect to ensure compliance with the intended aims

of the mitigation measures in accordance with the EM&A Manual.

**Cultural Heritage**

- 3.7.7 Grave G1 as a heritage resource is situated near the proposed toll plaza in Tuen Mun. Site inspections should be undertaken at least once per week throughout the construction period to ensure compliance with the intended aims of recommended mitigation measures.

**Landfill Gas**

- 3.7.8 During EIA study, landfill gas hazards are likely to be generated from the Pillar Point Valley (PPV) Landfill. Landfill gas monitoring is recommended during construction of the Contract to ensure the works area is free of landfill gas before the worker entered the concerned area.

**3.8 MONITORING SCHEDULE**

- 3.8.1 The monitoring schedule for landscape & visual and landfill gas for the present and next reporting period are presented in *Appendix G*.

## 4 AIR QUALITY MONITORING

### 4.1 GENERAL

4.1.1 The air quality impact monitoring and enhanced Total Suspended Particulates (TSP) level monitoring at five proposed locations are currently carried out by the ET of Contract HY/2012/08. Sharing of impact air quality monitoring data between HY/2012/08 and HY/2013/12 is agreed by all relevant parties. The Contract is not required to conduct its own dust monitoring exercise until the Contract HY/2012/08 ends.

### 4.2 AIR QUALITY MONITORING RESULTS IN REPORTING PERIOD

4.2.1 In the Reporting Period, 1-hour and 24-hour TSP monitoring at the five proposed locations are continued to perform by the ET of Contract HY/2012/08. Therefore, no air quality monitoring was conducted by the ET of Contract HY/2013/12. Details information of air quality monitoring results could be referred to the Monthly EM&A Reports of the Contract HY /2012 /08 (**May 2016**).

### 4.3 ACTION AND LIMIT (A/L) LEVELS EXCEEDANCE

4.3.1 According to the air quality monitoring result provided by Contract HY/2012/08, no exceedances in 1-hour and 24-hour TSP were recorded in the Reporting Period. No Notification on Exceedances (NOEs) was issued by the ET of Contract HY/2012/08. The summary of air quality exceedance in the Reporting Period is shown in *Table 4-1*.

**Table 4-1 Summary of Air Quality Monitoring Exceedance**

Date of Exceedance	Monitoring Station	Air Quality Parameter	Result	Exceed
NA	NA	NA	--	--

### 4.4 AIR QUALITY EXCEEDANCE INVESTIGATION

4.4.1 No investigation for exceedance is required for the Reporting Period.

## **5 ECOLOGY MONITORING**

### **5.1 GENERAL**

5.1.1 According to the EM&A Manual requirements, regularly inspection for Pitcher Plants shall be conducted at least once every week to report the protection measure of the Pitcher Plants during construction period.

5.1.2 A total of 181 pitcher plants were transplanted to final receptor site and the rest of the Pitcher Plant individuals (certified dead by the specialist) were not transplanted and were treated as general refuse. All the transplantation of pitcher plant from the nursery site to final receptor site was completed on 10<sup>th</sup> September 2015.

### **5.2 PITCHER PLANTS INSPECTION**

5.2.1 Inspection for the growth and mitigation measures implementation status of the Pitcher Plant at the final receptor area were performed on **3<sup>rd</sup>, 10<sup>th</sup>, 17<sup>th</sup>, 24<sup>th</sup> and 31<sup>st</sup> May 2016** by the ET in the Reporting Period.

5.2.2 During each inspection, the transplanted pitcher plant was performed random checking at the final receptor area. It was observed that the transplanted pitcher plants were properly protected and the growth was normally in fair condition except a few individuals appeared poor condition. It is considered that the Pitcher Plant were establishing after transplanting shock and adapting to the condition of the Final Receptor Site and frequent watering is recommended. Besides, no construction activities were observed to be carried out at the surrounding of the final receptor area. The condition of chain link fence is good and no repair or maintenance is required.

## 6 CULTURAL HERITAGE

### 6.1 GENERAL

6.1.1 According to the EM&A Manual requirements, regular inspection for heritage resource, Grave G1, shall be audited by the ET at least once every week to ensure recommended mitigation measures implemented during construction period. The aim of the survey is to prevent any possible damage to the grave and to ensure the proposed mitigation measures are implemented. The broad scope of the audit will involve supervision of the following:

- Non-contact effects of the engineering works, such as vibration from pneumatic drills which could cause damage, such as foundation or wall cracks and loosening of tiles or fixtures; and
- Contact between the historic structures and equipment and materials associated with the engineering works.

6.1.2 Specifically, the monitoring programme will entail the following tasks:

- The extent of the agreed works areas should be regularly checked during the construction phase to ensure the buffer is being maintained; and
- Ensure no stockpiling or equipment storage is affecting the structure.

6.1.3 In the event of non-compliance the responsibilities of the relevant parties is detailed in the Event/ Action Plan in *Appendix F*.

### 6.2 GRAVE INSPECTION

6.2.1 In the Reporting Period, Grave G1 of inspection was undertaken on **3<sup>rd</sup>, 10<sup>th</sup>, 17<sup>th</sup>, 24<sup>th</sup> and 31<sup>st</sup> May 2016**. During these inspections, buffer zone was maintained between the working area and the Grave. The nearby areas were clean, and no construction materials or mechanical equipment were stored within or close to the buffer zone.

6.2.2 Since construction works very close to buffer zone of the Grave G1, cultural heritage mitigation measures and protection measures as provided by the Contractor, therefore has fully implemented in accordance with EM&A Manual requirements.

## 7 LANDSCAPE AND VISUAL

### 7.1 GENERAL

7.1.1 According to EM&A Manual requirements, monitoring of Contractor's operations during construction period to report on Contractor's compliance should be carried out on weekly basis. Measure to mitigate landscape and visual impact during construction should be checked and monitored by a Registered Landscape Architect to ensure compliance with the intended aims of the mitigation measures. Moreover, the progress of the engineering works shall be regularly reviewed on site to identify the earliest practical opportunities for the landscape works to be undertaken.

### 7.2 LANDSCAPE AND VISUAL INSPECTION

7.2.1 In the Reporting Period, site inspection for landscape and visual mitigation measures was undertaken on **6<sup>th</sup>, 13<sup>th</sup>, 20<sup>nd</sup> and 27<sup>th</sup> May 2016** by the Registered Landscape Architect.

7.2.2 Most of the landscape works such as planting was not yet commenced. The detailed inspection checklists were provided in *Appendix K*.



## 8 LANDFILL GAS HAZARD MONITORING

### 8.1 GENERAL

8.1.1 During EIA study, landfill gas hazards are likely to be generated from the Pillar Point Valley (PPV) Landfill. Hence, regular landfill gas monitoring is recommended during construction of the proposed toll plaza.

8.1.2 During construction, a Safety Officer should be appointed to carry out the monitoring works. The monitoring frequency and areas to be monitored should be set down prior to commencement of ground-works either by the Safety Officer or an approved and appropriated qualified person. The routine monitoring should be carried out in all excavations, manholes, chambers, relocation of monitoring wells and any other confined spaces that may have been created. All measurements in excavations should be made with the extended monitoring tube located not more than 10 mm from the exposed ground surface. Monitoring should be performed properly to make sure that the area is free of landfill gas before any man enters in the area.

8.1.3 For excavations deeper than 1m, measurements should be carried out:

- at the ground surface before excavation commences;
- immediately before any worker enters the excavation;
- at the beginning of each working day for the entire period the excavation remains open; and
- periodically through the working day whilst workers are in the excavation.

8.1.4 For excavations between 300mm and 1m deep, measurements should be carried out:

- directly after the excavation has been completed; and
- periodically whilst the excavation remains open

8.1.5 For excavations less than 300mm deep, monitoring may be omitted, at the discretion of the Safety Officer (SO) or other appropriately qualified person.

8.1.6 To ensure the accuracy of the monitoring data, zeroing of the gas analyser shall be undertaken at the start of each day's monitoring. As advised by the SO, the gas analyser would be optimally calibrated by the self-test function to provide the most accurate result. The gas analyser is calibrated and certified by a laboratory accredited under HOKLAS or any other international accreditation scheme at yearly basis.

### 8.2 LANDFILL GAS MONITORING RESULT

8.2.1 In the Reporting Period, landfill gas monitoring was conducted at the construction of Retaining Walls B and F. Location of both Retaining Walls is illustrated in *Appendix E*. A BIOGAS 5000 gas analyser was used for the landfill gas monitoring and the valid calibration certificate is presented in *Appendix H*.

8.2.2 There were a total of 25 days monitoring were carried by the Safety Officer or an approved and qualified persons. The results of landfill gas measurement are summarized in *Table 8-1*. Moreover, database of monitoring result and graphical plot are attached in *Appendix I*.

**Table 8-1 Summary of Landfill Gas Measurement Results**

Landfill Gas Parameter	Action Level	Limit Level	Detectable at Retaining Wall B		Detectable at Retaining Wall F	
			Min	Max	Min	Max
<b>Methane</b>	>10% LEL (>0.5% v/v)	>20% LEL (>1% v/v)	0%	0.1%	0.0%	0.1%
<b>Oxygen</b>	<19%	<18%	21.0%	21.2%	21.0%	21.1%
<b>Carbon Dioxide</b>	>0.5%	>1.5%	0.1%	0.2%	0.1%	0.2%

- 8.2.3 The measurement results shown that slightly methane concentration was detected and oxygen concentration measured was over 21.0 % and Carbon Dioxide was between 0.1 and 0.2 %. No exceedance was triggered and therefore no corrective action was required accordingly.

## 9 WASTE MANAGEMENT

### 9.1 GENERAL WASTE MANAGEMENT

9.1.1 Waste management was carried out by an on-site Environmental Officer or an Environmental Supervisor from time to time. The effective management of waste arising during the construction phase will be monitored through the site audit programme. The aims of the waste audit are:

- to ensure the waste arising from the works are handled, stored, collected, transferred and disposed of in an environmentally acceptable manner; and
- to encourage the reuse and recycling of material.

9.1.2 In addition to the site inspections, the ET shall review the documentation procedures prepared by the Waste Coordinator once a week to ensure proper records are being maintained and procedures undertaken in accordance with the Waste Management Plan.

### 9.2 RECORDS OF WASTE QUANTITIES

9.2.1 All types of waste arising from the construction work are classified into the following:

- Construction & Demolition (C&D) Material;
- Chemical Waste;
- General Refuse; and
- Excavated Soil.

9.2.2 The quantities of wastes generated under the Contract in this Reporting Period are summarized in **Tables 9-1** and **9-2** and the Monthly Summary Waste Flow Table is shown in **Appendix L**. Whenever possible, materials were reused on-site as far as practicable.

**Table 9-1 Summary of Quantities of Inert C&D Materials**

Type of Waste	Quantity	Disposal Location
Reused in this Contract (Inert) (‘000m <sup>3</sup> )	11.511	-
Reused in other Projects (Inert) (‘000m <sup>3</sup> )	2.658	1. Lam Tei Quarry 2. Eco Park K. Wah Recycle Facilities 3. Lung Kwu Tan Tailor Recycled Aggregates 4. Liantang BCP Project 5. TM-CLKL Contract 2 - Northern Connection Sub-sea Tunnel Section Project
Disposal as Public Fill (Inert) (‘000m <sup>3</sup> )	0	Tuen Mum Area 38

**Table 9-2 Summary of Quantities of C&D Wastes**

Type of Waste	Quantity	Disposal Location
Recycled Metal (‘000kg)	0	-
Recycled Paper / Cardboard Packaging (‘000kg)	0	-
Recycled Plastic (‘000kg)	0	-
Chemical Wastes (‘000kg)	0	-
General Refuses (‘000m <sup>3</sup> )	0.09	WENT

## 10 INSPECTION AND AUDIT

### 10.1 SITE INSPECTION

10.1.1 According to the approved EM&A Manual, the environmental site inspection shall be formulated by ET Leader on weekly basis to confirm the environmental performance of the construction site.

#### *Findings / Deficiencies During Reporting Period*

10.1.2 In the Reporting Period, joint site inspections to evaluate site environmental performance were carried out by the RE, ET and the Contractor on **3<sup>rd</sup>, 10<sup>th</sup>, 17<sup>th</sup>, 24<sup>th</sup> and 31<sup>st</sup> May 2016**. No non-compliance was noted but **5** observations and **2** reminders were recorded during site inspection. Moreover, ENPO/IEC has attended joint site inspection on **31<sup>st</sup> May 2016**.

10.1.3 The findings / deficiencies observed during the weekly site inspection in the Reporting Period are listed in **Table 10-1**.

**Table 10-1 Site Observations for the Contract**

Date	Findings / Deficiencies	Follow-Up Status
3 May 2016	• Tree protection zone should be set up to protect the retaining tree. (Behine site office)	• Protection zone was set up to protect the retaining tree.
	• Stagnant water cumulated on site should be removed after the rainstorm to prevent mosquito breeding.	• Not required for reminder.
10 May 2016	• Turbidity water discharged into the stream was observed after the rainstorm. The contractor should revirw the drainage and treatment system to make sure all discharge water should comply with discharge license requirement. (Stream B)	• No turbidity water discharged into the stream was observed, also sediment cumulated inside the outlet was cleared.
17 May 2016	• Stagnant water cumulated inside the idle sedimentation tank was observed. The contractor should clear the stagnant water to prevent mosquito breeding. (Works area near fire station)	• Stagnant water cumulated inside was removed.
24 May 2016	• Waste batteries scattered on site was observed. The contractor should clean up the batteries and disposed as chemical waste. (Near Lung Mun Road)	• Waste batteries scattered on site was removed.
	• Rubbish bin was observed full, the contractor was reminded to clean more frequency. (Workshop near retaining wall B)	• Not required for reminder.
31 May 2016	• General refuse and C&D waste cumulated on site was observed. Housekeeping should be improved. (Near retaining wall F)	• General refuse and C&D waste cumulated on site was cleared.

10.1.4 No outstanding deficiency remained to be rectified in previous Reporting Period which presented in **Table 10-2**.

**Table 10-2 Outstanding Items in Site Inspection of previous Reporting Period**

Date	Findings / Deficiencies	Follow-Up Status
--	• NA	• NA

- 10.1.5 Air quality mitigation measures such as watering of site area for 12 times per day and covering of exposed slopes should be implemented during the construction period to reduce construction dust impact as recommended in the EMIS.
- 10.1.6 Good site practice for daily housekeeping is reminded. In addition, clean-up of the waste skips and wastewater treatment system should be increased to ensure these facilities functional and effective.
- 10.1.7 In addition, muddy water or other water pollutants from site surface runoff shall not be discharged into public areas. Water quality mitigation measures to prevent surface runoff into the public areas should be paid on special attention.
- 10.1.8 Stagnant water should be removed as soon as possible after rain to prevent mosquito breeding on site.

*Inspection Checklist for Vulnerable to Contaminated Water Discharge*

- 10.1.9 Following to the complaint about discharge of milky water to Bufferfuly Beach on 2 September 2015. The Contractor proposed to carry out daily inspection of wastewater treatment facilities, concerned discharge points, drainage inlets and outlets during typhoon or wet season.
- 10.1.10 In addition, specific inspections would also be conducted before and after adverse weather to ensure necessary remedial works would be carried out timely. Should incidental contaminated water discharge be found at the inlet of the associated drainage system, a specific inspection of the relevant drainage pipes would be conducted for traces of deposit, and follow up actions would be taken when necessary.
- 10.1.11 The daily inspection for vulnerable to contaminated water discharge was conducted by the Contractor from **1 to 31 May 2016**. As requested by the EPD, the associated inspection checklist should be presented in the Monthly EM&A Report and it is shown in ***Appendix P***.

## 11 ENVIRONMENTAL COMPLAINT AND NON-COMPLIANCE

### 11.1 ENVIRONMENTAL COMPLAINT, SUMMONS AND PROSECUTION

11.1.1 In the Reporting Period, no summons and prosecution under the EM&A Programme was lodged. Moreover, no exceedance of the environmental performance (Action / Limit Levels) was recorded for monitoring programme. However, one (1) environmental complaint was received and lodged for the Contract. Follow up actions have been undertaken by the Contractor to resolve the deficiencies. The details of complaint are listed below:-

- 9 May 2016 - A complaint was received from the EPD on 9 May 2016. The complainant complained that white color effluent discharging outfall behind sawmill at Ho Yeung Street, Tuen Mun. It cannot confirm the source of the white color effluent therefore it is considered that the above complaint is not related to the project.

11.1.2 During the complaint investigation work, the Contractor was co-operated with the ET in providing all the necessary information and assistance for completion of the investigation. Investigation report (IR) for the complaint has been conducted by the ET and agreed by the IEC. It was concluded that the complaint was not related to the works under the Contract. The IR of the complaint is shown in *Appendix O*.

11.1.3 In last Reporting Period, a complaint about dust and smoke emitted from drilling rig on slope near Pillar Point, Tuen Mun was received on 28 April 2016. The investigation report (IR), including the status of improvement works/ mitigation measures, has been submitted by the Contractor. The IR of the complaint conducted by the ET is shown in *Appendix O*.

11.1.4 The statistical summary table of environmental exceedance, complaint, summons and prosecution are presented in *Tables 11-1, 11-2, 11-3 and 11-4*.

**Table 11-1 Statistical Summary of Environmental Exceedance**

Reporting Period	Environmental Aspect / Parameter	Environmental Performance	Event Exceedance		
			Reporting Month	Previous Months	Cumulative
May 2016	Air Quality - 1-hr TSP	Action Level	0	4	4
		Limit Level	0	0	0
	Air Quality - 24-hr TSP	Action Level	0	0	0
		Limit Level	0	0	0

**Table 11-2 Statistical Summary of Environmental Complaints**

Reporting Period	Environmental Complaint Statistics				
	Frequency	Cumulative	Complaint Nature		
			Air	Noise	Water
May 2016	1	5	1	NA	4

**Table 11-3 Statistical Summary of Environmental Summons**

Reporting Period	Environmental Summons Statistics				
	Frequency	Cumulative	Complaint Nature		
			Air	Noise	Water
May 2016	0	0	NA	NA	NA

**Table 11-4 Statistical Summary of Environmental Prosecution**

Reporting Period	Environmental Prosecution Statistics				
	Frequency	Cumulative	Complaint Nature		
			Air	Noise	Water
May 2016	0	0	NA	NA	NA

11.1.5 In the Reporting Period, no warning letter related to environmental issue was received from the EPD or CEDD.

## 12 IMPLEMENTATION STATUS OF MITIGATION MEASURES

### 12.1 GENERAL REQUIREMENTS

- 12.1.1 The environmental mitigation measures that recommended in the Environmental Mitigation and Enhancement Measures Implementation Schedule (EMIS) for in the Project EM&A Manual covered the issues of air quality, cultural heritage, ecology, landfill gas hazard, landscape & visual, noise, water and waste. The updated EMIS for the Contract is shown in *Appendix M*.
- 12.1.2 The Contractor shall implement the required environmental mitigation measures according to the EM&A Manual as subject to the site condition. The environmental mitigation measures implemented by the Contract in this Reporting Period are summarized in *Table 12-1* and *Appendix M*.

**Table 12-1 Environmental Mitigation Measures**

Issues	Environmental Mitigation Measures
Air Quality	<ul style="list-style-type: none"> <li>• Maintain damp / wet surface on access road</li> <li>• Keep slow speed in the sites</li> <li>• All vehicles must use wheel washing facility before off site</li> <li>• Sprayed water during rock breaking works</li> <li>• During transportation by truck, materials loaded lower than the side and tail boards, and covered before transport</li> <li>• Compacted all soil stockpiles</li> <li>• Part of the exposed slopes covered geotextile net</li> </ul>
Cultural Heritage	<ul style="list-style-type: none"> <li>• Set a buffer zone between the working area and the Grave</li> <li>• All construction materials and equipment store far from the Grave</li> <li>• Inspection the Grave to ensure provision mitigation measures effective</li> </ul>
Ecology	<ul style="list-style-type: none"> <li>• Wire fencing provided for temporary protect Pitcher Plants</li> <li>• Undertake weekly inspection of Pitcher Plants</li> </ul>
Landfill Gas Hazard	<ul style="list-style-type: none"> <li>• Landfill Gas measurement undertake during trench excavation</li> </ul>
Water Quality	<ul style="list-style-type: none"> <li>• Temporary drainage system provide for surface runoff prevent discharge to public area</li> <li>• Wastewater to be treated by sedimentation tank before discharge.</li> </ul>
Noise	<ul style="list-style-type: none"> <li>• Restrain operation time of plants from 07:00 to 19:00 on any working day except for Public Holiday and Sunday.</li> <li>• Keep good maintenance of plants</li> <li>• The noisy plants or works provide mobile noise barriers</li> <li>• Shut down the plants when not in used</li> </ul>
Waste and Chemical Management	<ul style="list-style-type: none"> <li>• On-site sorting prior to disposal</li> <li>• Follow requirements and procedures of the “Trip-ticket System”</li> <li>• Predict required quantity of concrete accurately</li> <li>• Collect the unused fresh concrete at designated locations in the sites for subsequent disposal</li> </ul>
General	<ul style="list-style-type: none"> <li>• The site was generally kept tidy and clean.</li> </ul>

### 12.2 TENTATIVE CONSTRUCTION ACTIVITIES IN THE COMING MONTH

- 12.2.1 Construction activities as undertaken in the coming month for the Contract lists below:
- Site Formation – Earthwork on Slope D and E; surface drainage on slope C, D & E and Portion H;
  - Toll Plaza Decking TD1 (Portal Beam Construction) and TD2;
  - Toll Plaza Footbridge;
  - Retaining Structure RW\_A, RW\_B and RW\_F;
  - Toll Collector Subway & Associated Works;
  - Bridge G1, G2 and Bridge H1;
  - Sewer Culvert at FC1 and FC2;



- Waterproofing and lining at Vehicular Underpass;
- Road and Drainage Works at +11mPD, +19mPD and Portion H.
- Precast panel installation at Retaining Structure RW\_B south wall

### 12.3 KEY ENVIRONMENTAL ISSUES FOR THE COMING MONTH

12.3.1 Key environmental issues to be considered in the coming month include:

- Implementation of dust suppression measures at all times;
- Potential wastewater quality impact due to surface runoff;
- Potential fugitive dust impact due to the dry/loose/exposure soil surface/dusty material;
- Ensure dust suppression measures are implemented properly;
- Sediment catch-pits and silt removal facilities should be regularly maintained;
- Management of chemical wastes;
- Site effluent discharge to the nearby nullah is prohibited;
- Follow-up of improvement on general waste management issues; and
- Implementation of construction noise preventative control measures

### **13 CONCLUSIONS AND RECOMMENDATIONS**

#### **13.1 CONCLUSIONS**

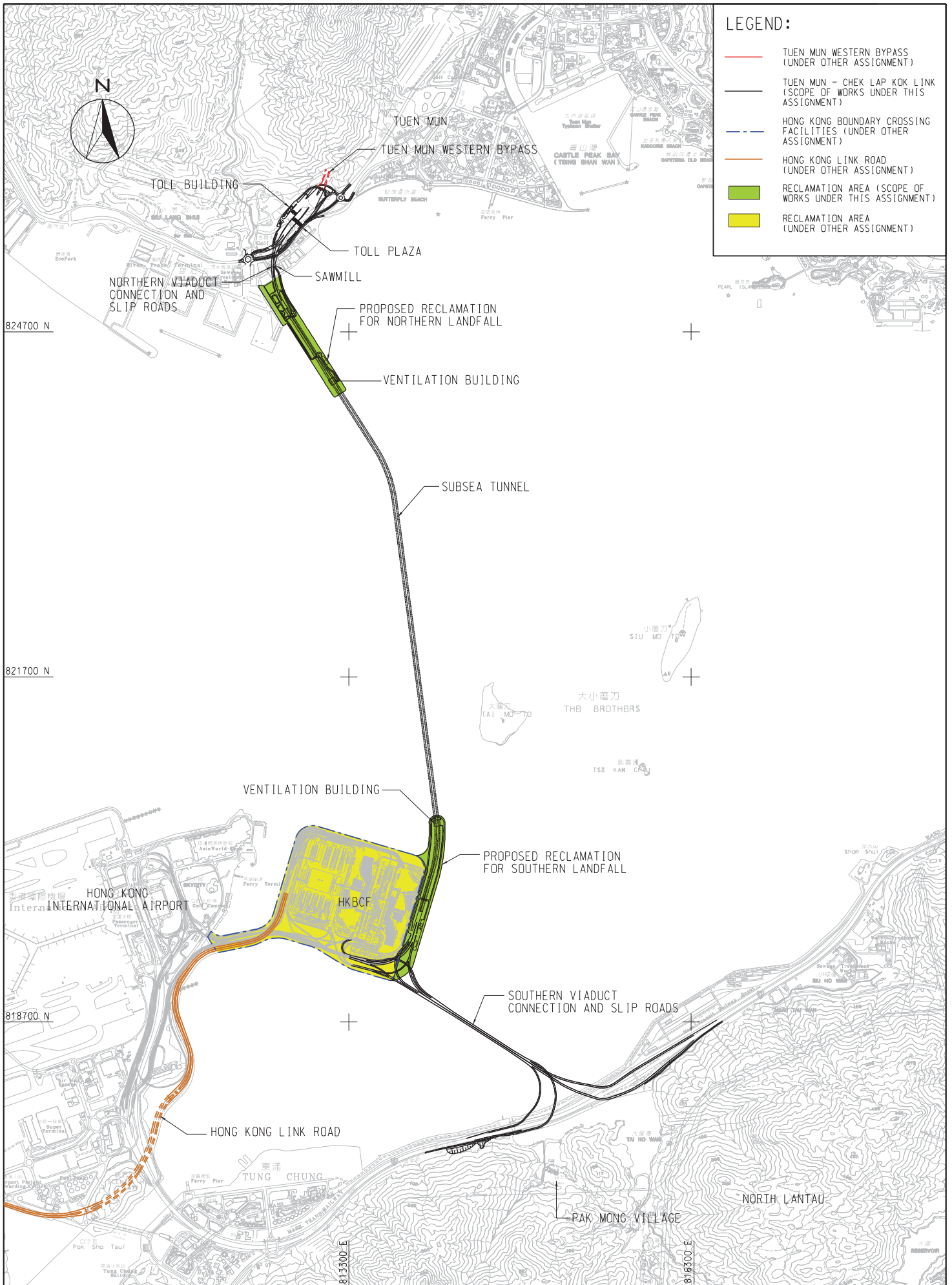
- 13.1.1 This is 19<sup>th</sup> monthly EM&A report presenting the monitoring results and inspection findings for the period of 1<sup>st</sup> to 31<sup>st</sup> May 2016.
- 13.1.2 No air quality monitoring including 1-hour and 24-hour TSP exceedance was recorded in the Reporting Period.
- 13.1.3 In the Reporting Period, no noise complaint was received by RE, the Contractor, ENPO or HyD. No Action Level exceedances were therefore triggered and no NOE or the associated corrective actions were required.
- 13.1.4 Site inspection for landscape and visual was conducted on weekly basis by the Landscape Architect to ensure the compliance of the intended aims of the mitigation measures. Most of the landscape works such as planting was not yet commenced.
- 13.1.5 Weekly site inspection and random checking respectively were performed for the transplanted Pitcher Plants in the final receptor site. It was observed that the transplanted pitcher plants were properly protected and the growth was normally in fair condition except a few individuals appeared poor condition. It is considered that the Pitcher Plant were establishing after transplanting shock and adapting to the condition of the Final Receptor Site and frequent watering is recommended.
- 13.1.6 Landfill gas monitoring was conducted at the construction of Retaining Walls B and F by the Safety Officer. The monitoring results shown no exceedances were triggered.
- 13.1.7 In the Reporting Period, one (1) environmental complaint was received from EPD on 9 May 2016 regarding to White color effluent discharging outfall behind sawmill at Ho Yeung Street, Tuen Mun. Investigation report for the complaint has been conducted by the ET and agreed by IEC.
- 13.1.8 No notifications of summons, or successful prosecution were received by the Contractor during the Reporting Period.
- 13.1.9 In the Reporting Period, joint site inspection by the RE, ET and the Contractor was carried out on 3<sup>rd</sup>, 10<sup>th</sup>, 17<sup>th</sup>, 24<sup>th</sup> and 31<sup>st</sup> May 2016 and the IEC has attended the joint site inspection on 31<sup>st</sup> May 2016. No non-compliance was recorded during the site inspection but 5 observations and 2 reminder were recorded.
- 13.1.10 In the Reporting Period, Grave G1 of inspection was undertaken on 3<sup>rd</sup>, 10<sup>th</sup>, 17<sup>th</sup>, 24<sup>th</sup> and 31<sup>st</sup> May 2016. Based on the inspection findings, the cultural heritage mitigation measures as implemented by the Contractor are fully complied with the EM&A Manual requirements.

#### **13.2 RECOMMENDATIONS**

- 13.2.1 Air quality mitigation measures such as watering of site area for 12 times per day and covering of exposed slopes should be implemented during the construction period to reduce construction dust impact as recommended in the EMIS.
- 13.2.2 During the wet season, muddy water or other water pollutants from site surface runoff discharged into public areas would be a potential environmental issue. Special attention should be paid on the water quality mitigation measures to prevent surface runoff flow to public area.
- 13.2.3 Stagnant water should be removed as soon as possible after rain to prevent mosquito breeding on site.

**Appendix A**

**Project Layout Plan**



**LEGEND:**

- TUEN MUN WESTERN BYPASS (UNDER OTHER ASSIGNMENT)
- TUEN MUN - CHEK LAP KOK LINK (SCOPE OF WORKS UNDER THIS ASSIGNMENT)
- HONG KONG BOUNDARY CROSSING FACILITIES (UNDER OTHER ASSIGNMENT)
- HONG KONG LINK ROAD (UNDER OTHER ASSIGNMENT)
- RECLAMATION AREA (SCOPE OF WORKS UNDER THIS ASSIGNMENT)
- RECLAMATION AREA (UNDER OTHER ASSIGNMENT)

PROJECT NO. 60044963  
 DRAWING NO. 3-1  
 DATE: 11/02/09

**AECOM**

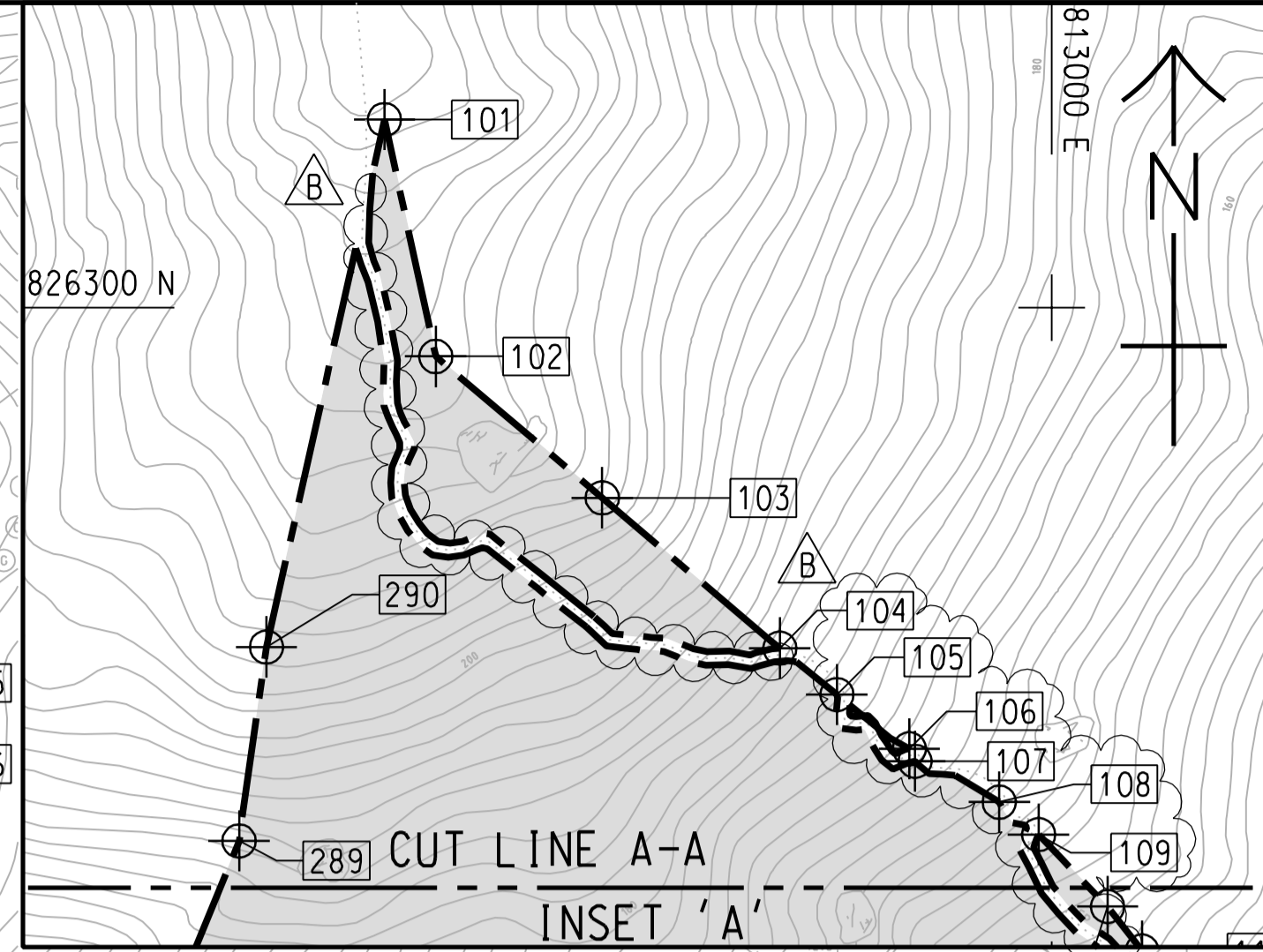
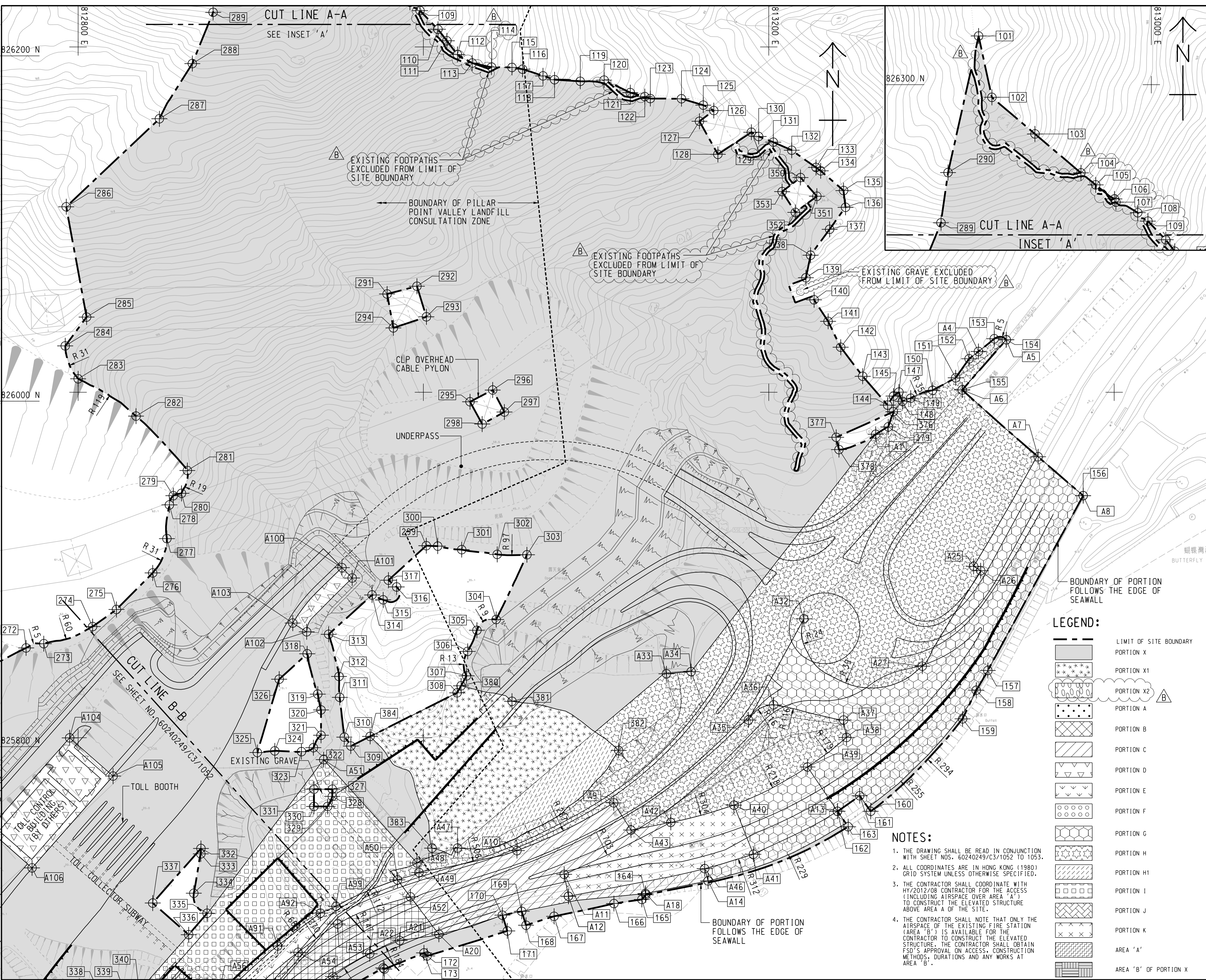
AGREEMENT NO. CE 52/2007(HY)  
 TUEN MUN - CHEK LAP KOK LINK - INVESTIGATION  
**GENERAL LAYOUT OF TM-CLKL**

SCALE	A3 1:30000	DATE	JUL. 2009
CHECK	--	DRAWN	WYP
JOB NO.	60044963	DRAWING NO.	<b>Fig 2.1</b>
		REV	A

**Appendix B**

**Layout Plan of the Contract**

Project Management Initials: Designer: PI Checked: ALCF Approved: CWN ISO A1 594mm x 841mm  
 Plot File by: LINDO 2014/05/19 PATH: P:\Projects\60240249\DRAWING\CONTRACT\C3\1005C3\_05E1.dgn



**LEGEND:**

	LIMIT OF SITE BOUNDARY
	PORTION X
	PORTION X1
	PORTION X2
	PORTION A
	PORTION B
	PORTION C
	PORTION D
	PORTION E
	PORTION F
	PORTION G
	PORTION H
	PORTION H1
	PORTION I
	PORTION J
	PORTION K
	AREA 'A'
	AREA 'B' OF PORTION X

- NOTES:**
1. THE DRAWING SHALL BE READ IN CONJUNCTION WITH SHEET NOS. 60240249/C3/1052 TO 1053.
  2. ALL COORDINATES ARE IN HONG KONG (1980) GRID SYSTEM UNLESS OTHERWISE SPECIFIED.
  3. THE CONTRACTOR SHALL COORDINATE WITH HY/2012/08 CONTRACTOR FOR THE ACCESS (INCLUDING AIRSPACE OVER AREA 'A') TO CONSTRUCT THE ELEVATED STRUCTURE ABOVE AREA A OF THE SITE.
  4. THE CONTRACTOR SHALL NOTE THAT ONLY THE AIRSPACE OF THE EXISTING FIRE STATION (AREA 'B') IS AVAILABLE FOR THE CONTRACTOR TO CONSTRUCT THE ELEVATED STRUCTURE. THE CONTRACTOR SHALL OBTAIN FSD'S APPROVAL ON ACCESS, CONSTRUCTION METHODS, DURATIONS AND ANY WORKS AT AREA 'B'.

**AECOM**

**PROJECT**  
 項目  
**TUEN MUN - CHEK LAP KOK LINK**

**CONTRACT TITLE**  
 TUEN MUN - CHEK LAP KOK LINK - NORTHERN CONNECTION TOLL PLAZA AND ASSOCIATED WORKS

**CLIENT**  
 業主  
 路政署  
 HIGHWAYS DEPARTMENT  
 港務大樓香港工程管理局  
 Hong Kong - Zhuhai - Macao Bridge  
 Hong Kong Project Management Office

**CONSULTANT**  
 工程顧問公司  
 AECOM Asia Company Ltd.  
 www.aecom.com

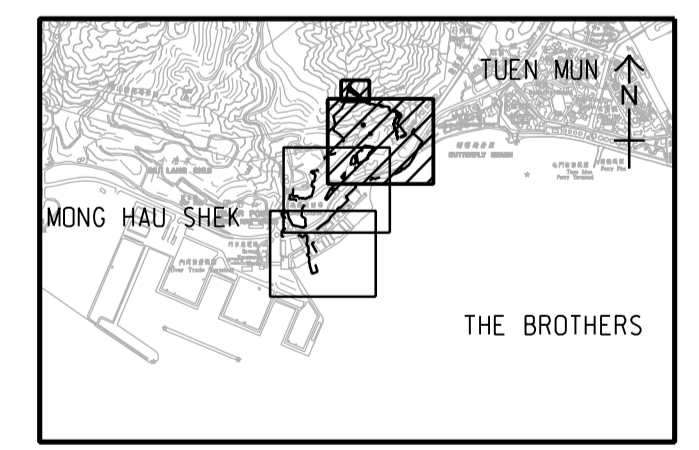
**SUB-CONSULTANTS**  
 分判工程顧問公司

**ISSUE/REVISION**  
 修訂

I/R	DATE	DESCRIPTION	CHK.
B	MAR. 14	TENDER ADDENDUM NO. 2	CWN
A	FEB. 14	TENDER ADDENDUM NO. 1	CWN
-	JAN. 14	TENDER DRAWING	CWN

**SCALE**  
 比例  
 A1 1:1000

**DIMENSION UNIT**  
 尺寸單位  
 METRES



**PROJECT NO.**  
 項目編號  
 60240249

**CONTRACT NO.**  
 合約編號  
 HY/2013/12

**SHEET TITLE**  
 圖紙名稱  
**PORTIONS OF SITE AND SITE BOUNDARY SETTING OUT PLAN**

SHEET 1 OF 3

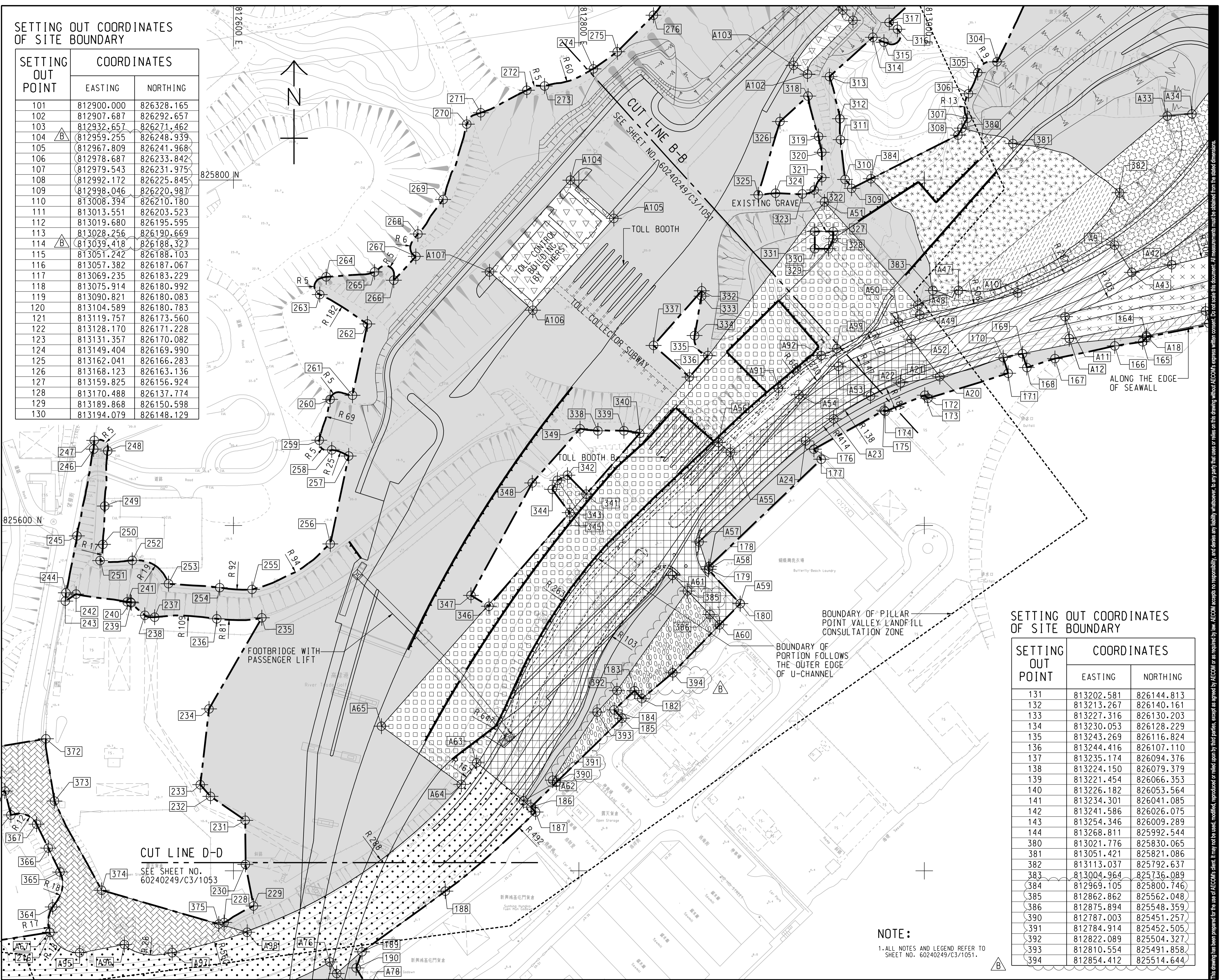
**SHEET NUMBER**  
 圖紙編號  
 60240249/C3/1051B

This drawing has been prepared for the use of AECOM's client. It may not be used, modified, reproduced or relied upon by third parties, except as agreed by AECOM or as required by law. AECOM accepts no responsibility, and denies any liability whatsoever, to any party that uses or relies on this drawing without AECOM's express written consent. All measurements must be obtained from the stated dimensions.

Project Management Initials: Designer: PL Checked: ALCF Approved: CWN ISO A1 594mm x 841mm  
 Plot File by: LUONQ 2014/03/18 PATH: P:\proj\60240249\DRAWING\CONTRACT\C3\1052.dgn

**SETTING OUT COORDINATES OF SITE BOUNDARY**

SETTING OUT POINT	COORDINATES	
	EASTING	NORTHING
101	812900.000	826328.165
102	812907.687	826292.657
103	812932.657	826271.462
104	812959.255	826248.939
105	812967.809	826241.968
106	812978.687	826233.842
107	812979.543	826231.975
108	812992.172	826225.845
109	812998.046	826220.987
110	813008.394	826210.180
111	813013.551	826203.523
112	813019.680	826195.595
113	813028.256	826190.669
114	813039.418	826188.327
115	813051.242	826188.103
116	813057.382	826187.067
117	813069.235	826183.229
118	813075.914	826180.992
119	813090.821	826180.083
120	813104.589	826180.783
121	813119.757	826173.560
122	813128.170	826171.228
123	813131.357	826170.082
124	813149.404	826169.990
125	813162.041	826166.283
126	813168.123	826163.136
127	813159.825	826156.924
128	813170.488	826137.774
129	813189.868	826150.598
130	813194.079	826148.129



**SETTING OUT COORDINATES OF SITE BOUNDARY**

SETTING OUT POINT	COORDINATES	
	EASTING	NORTHING
131	813202.581	826144.813
132	813213.267	826140.161
133	813227.316	826130.203
134	813230.053	826128.229
135	813243.269	826116.824
136	813244.416	826107.110
137	813235.174	826094.376
138	813224.150	826079.379
139	813221.454	826066.353
140	813226.182	826053.564
141	813234.301	826041.085
142	813241.586	826026.075
143	813254.346	826009.289
144	813268.811	825992.544
380	813021.776	825830.065
381	813051.421	825821.086
382	813113.037	825792.637
383	813004.964	825736.089
384	812969.105	825800.746
385	812862.862	825562.048
386	812875.894	825548.359
390	812787.003	825451.257
391	812784.914	825452.505
392	812822.089	825504.327
393	812810.554	825491.858
394	812854.412	825514.644

**NOTE:**  
 1. ALL NOTES AND LEGEND REFER TO SHEET NO. 60240249/C3/1051.

**AECOM**

**PROJECT**  
 TUEN MUN - CHEK LAP KOK LINK

**CONTRACT TITLE**  
 TUEN MUN - CHEK LAP KOK LINK - NORTHERN CONNECTION TOLL PLAZA AND ASSOCIATED WORKS

**CLIENT**  
 路政署  
 HIGHWAYS DEPARTMENT  
 港務大樓香港工程管理局  
 Hong Kong - Zhuhai - Macao Bridge  
 Hong Kong Project Management Office

**CONSULTANT**  
 工程顧問公司  
 AECOM Asia Company Ltd.  
 www.aecom.com

**SUB-CONSULTANTS**  
 分判工程顧問公司

**ISSUE/REVISION**

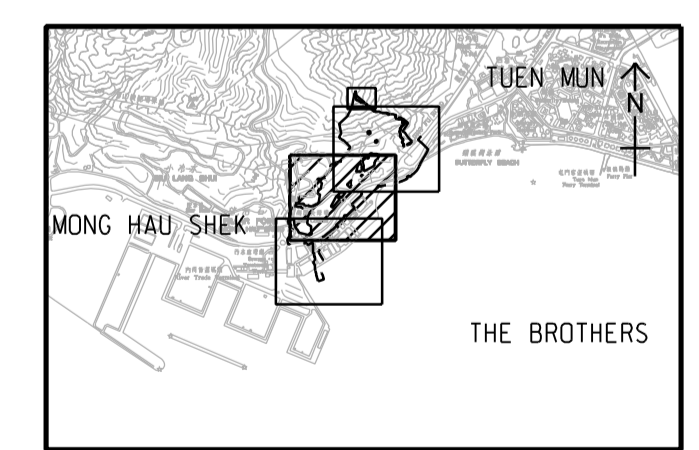
I/R	DATE	DESCRIPTION	CHK.
B	MAR. 14	TENDER ADDENDUM NO. 2	CWN
A	FEB. 14	TENDER ADDENDUM NO. 1	CWN
-	JAN. 14	TENDER DRAWING	CWN

**STATUS**  
 備核

**SCALE**  
 比例: A1 1:1000

**DIMENSION UNIT**  
 尺寸單位: METRES

**KEY PLAN**  
 索引圖: 1:50000



**PROJECT NO.**  
 項目編號: 60240249

**CONTRACT NO.**  
 合約編號: HY/2013/12

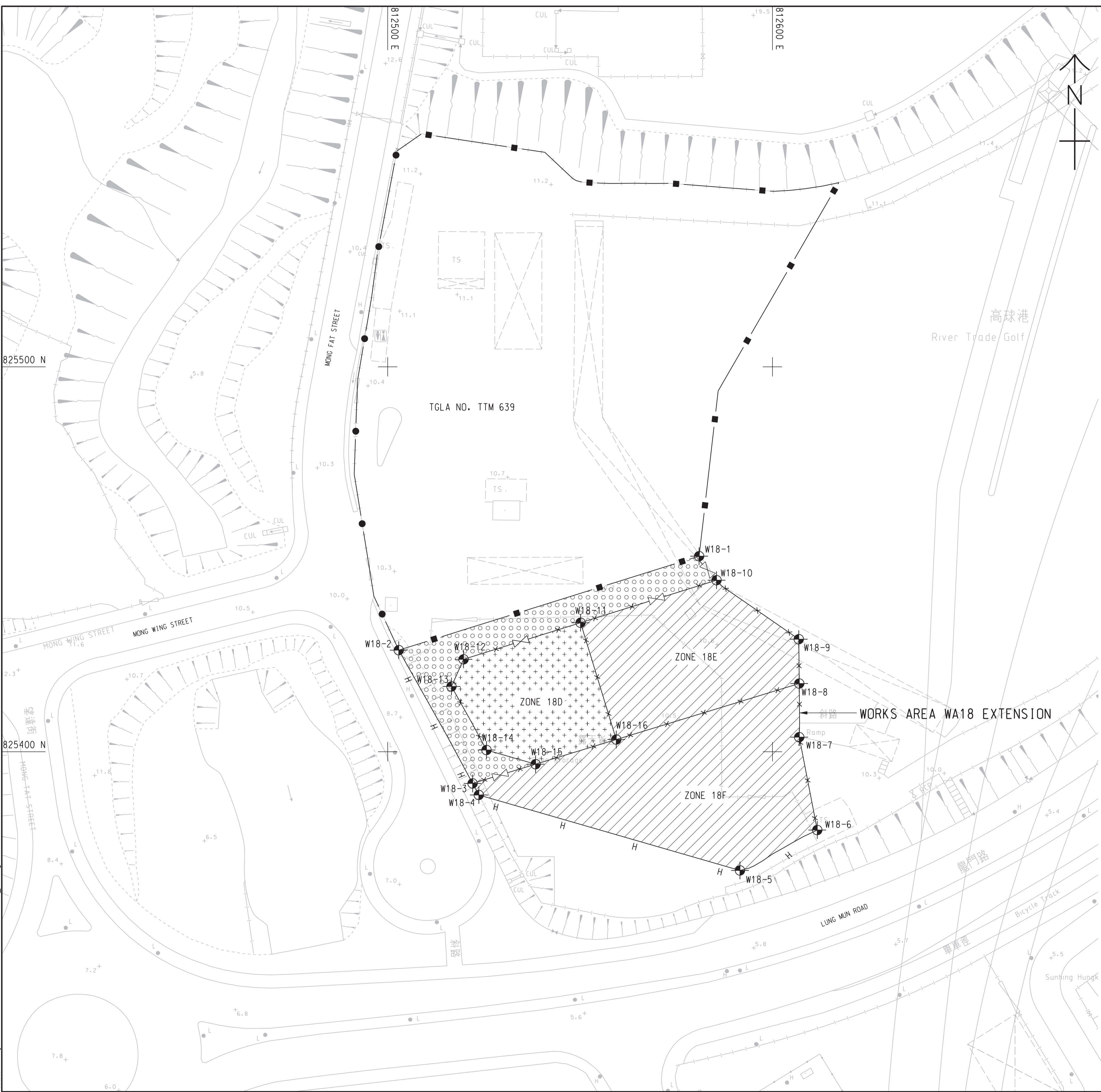
**SHEET TITLE**  
 圖紙名稱: PORTIONS OF SITE AND SITE BOUNDARY SETTING OUT PLAN

**SHEET NUMBER**  
 圖紙編號: 60240249/C3/1052B

SHEET 2 OF 3

This drawing has been prepared for the use of AECOM's client. It may not be used, modified, reproduced or relied upon by third parties, except as agreed by AECOM or as required by law. AECOM accepts no responsibility, and denies any liability whatsoever, for any party that uses or relies on this drawing without AECOM's express written consent. Do not scale this document. All measurements must be obtained from the stated dimensions.

Plot File by: LIXQ2 2014/03/4  
 PATH: P:\Projects\60240249\DRAWING\CONTRACT\CS1000\C3\_1062.dgn  
 Project Management Initials: Designer: PL Checked: ALCF Approved: CWN ISO A1 594mm x 841mm



**NOTES:**

- THIS DRAWING SHALL BE READ IN CONJUNCTION WITH THE WORKS AREA KEY PLAN IN SHEET NO. 60240249/C3/1000.
- DEMARCATON OF THE WORKS AREA SHALL BE DETERMINED ON SITE.
- REFER TO HIGHWAYS DEPARTMENT STANDARD DRAWING NOS. H6110 AND H6111 FOR DETAILS OF HOARDING.
- REFER TO HIGHWAYS DEPARTMENT STANDARD DRAWING NOS. H6121 AND H6122 FOR DETAILS OF CHAIN LINK FENCE.
- REFER TO HIGHWAYS DEPARTMENT STANDARD DRAWING NO. H6121 FOR DETAILS OF GATE.
- CHAIN LINK FENCE SHALL BE ERRECTED ALONG THE WORKS AREA BOUNDARY. THE ALIGNMENT AND EXTENT OF HOARDING AND CHAIN LINK FENCE SHOWN ARE INDICATIVE ONLY AND SHALL BE CONFIRMED BY THE ENGINEER.
- THE LOCATION AND WIDTH OF GATE SHOWN ARE INDICATIVE ONLY AND SHALL BE CONFIRMED BY THE ENGINEER.
- THE SETTING OUT INFORMATION AND WORKS AREA CONDITIONS SHOWN IN THIS DRAWING ARE FOR REFERENCE ONLY. THE WORKS AREA BOUNDARY SHALL BE IN ACCORDANCE WITH THE ENGINEERING CONDITIONS FOR TEMPORARY GOVERNMENT LAND ALLOCATION NO. GLA-TM 639. IN CASE OF DISCREPANCY BETWEEN THE BOUNDARY SHOWN ON THIS DRAWING AND THE BOUNDARY INDICATED ON THE ENGINEERING CONDITIONS, THE LATTER SHALL PREVAIL.
- THE WORKS AREAS SHOWN ON THIS DRAWING ARE TO BE SHARED-USED AMONG THE TM-CLKL RELATED CONTRACTS. THE AREAS HATCHED WITH ARE TENTATIVELY ALLOCATED FOR THE USE BY THE CONTRACT.
- THE COMMON AREA SHALL BE CONCRETE PAVED BY THE CONTRACTOR.
- ZONE 18F SHALL BE USED FOR THE SITE ACCOMMODATION OF THE ENGINEER. ZONE 18E SHALL BE USED FOR SITE ACCOMMODATION OF THE CONTRACTOR.
- ZONE 18D IS TO BE USED BY THE CONTRACTOR OF CONTRACT NO. HY/2012/08-TUEN MUN-CHEK LAP KOK LINK-NORTHERN CONNECTION SUB-SEA TUNNEL SECTION TO STORE PLANT AND EQUIPMENT ASSOCIATED WITH THE TBM TUNNELS FROM THE DATE FOR COMMENCEMENT OF THE WORKS TO 126 DAYS FROM THE DATE FOR COMMENCEMENT OF THE WORKS. THE CONTRACTOR SHALL LIAISE AND PROVIDE FREE AND UNOBSTRUCTED 24-HOUR ACCESS FOR THE CONTRACTOR OF CONTRACT NO. HY/2012/08 TO ZONE 18D. THE CONTRACTOR SHALL BE GIVEN THE POSSESSION OF ZONE 18D IN ACCORDANCE WITH APPENDIX TO FORM OF TENDER-P.3.

**LEGEND:**

- WORKS AREA FOR THE CONTRACT
- COMMON AREA (MAINTAINED UNDER THE CONTRACT) TO BE SHARED-USED WITH OTHER CONTRACTS
- AREA TO BE USED BY THE CONTRACTOR OF CONTRACT NO. HY/2012/08 AND WORKS AREA FOR THIS CONTRACT TO BE EARLY HANDED OVER BY THE CONTRACTOR (SEE NOTES NO. 12 ABOVE)
- HOARDING AND GATE (TO BE ERRECTED AND MAINTAINED UNDER THIS CONTRACT)
- EXISTING CHAIN LINK FENCE MAINTAINED BY OTHERS
- CHAIN LINK FENCE AND GATE (TO BE ERRECTED AND MAINTAINED UNDER THIS CONTRACT)
- EXISTING HOARDING AND GATE MAINTAINED BY OTHERS

**SETTING OUT CO-ORDINATES OF WORKS AREA WA18 EXTENSION**

POINT	CO-ORDINATES	
	EASTING	NORTHING
W18-1	812580.934	825450.791
W18-2	812502.880	825426.380
W18-3	812522.068	825391.750
W18-4	812523.679	825388.756
W18-5	812591.556	825369.151
W18-6	812611.638	825379.647
W18-7	812606.954	825403.769
W18-8	812606.951	825417.705
W18-9	812606.832	825429.231
W18-10	812585.456	825444.557
W18-11	812550.126	825433.508
W18-12	812519.715	825423.997
W18-13	812516.580	825416.947
W18-14	812525.682	825400.438
W18-15	812538.435	825396.754
W18-16	812559.404	825403.166

**AECOM**

**PROJECT**  
項目

**TUEN MUN - CHEK LAP KOK LINK**

**CONTRACT TITLE**  
TUEN MUN - CHEK LAP KOK LINK - NORTHERN CONNECTION TOLL PLAZA AND ASSOCIATED WORKS

**CLIENT**  
業主

路政署  
**HIGHWAYS DEPARTMENT**  
港務處大樓香港工程管理處  
Hong Kong - Zhuhai - Macao Bridge  
Hong Kong Project Management Office

**CONSULTANT**  
工程師有限公司

AECOM Asia Company Ltd.  
www.aecom.com

**SUB-CONSULTANTS**  
分判工程師有限公司

**ISSUE/REVISION**  
修訂

NO.	DATE	DESCRIPTION	CHK.
B	MAR. 14	TENDER ADDENDUM NO. 2	CWN
A	FEB. 14	TENDER ADDENDUM NO. 1	CWN
-	JAN. 14	TENDER DRAWING	CWN

**STATUS**  
階段

**SCALE**  
比例

A1 1: 500

**DIMENSION UNIT**  
尺寸單位

METRES

**KEY PLAN**  
索引圖

**PROJECT NO.**  
項目編號

60240249

**CONTRACT NO.**  
合約編號

HY/2013/12

**SHEET TITLE**  
圖紙名稱

WORKS AREA AND HOARDING PLAN

**SHEET NUMBER**  
圖紙編號

60240249/C3/1062B

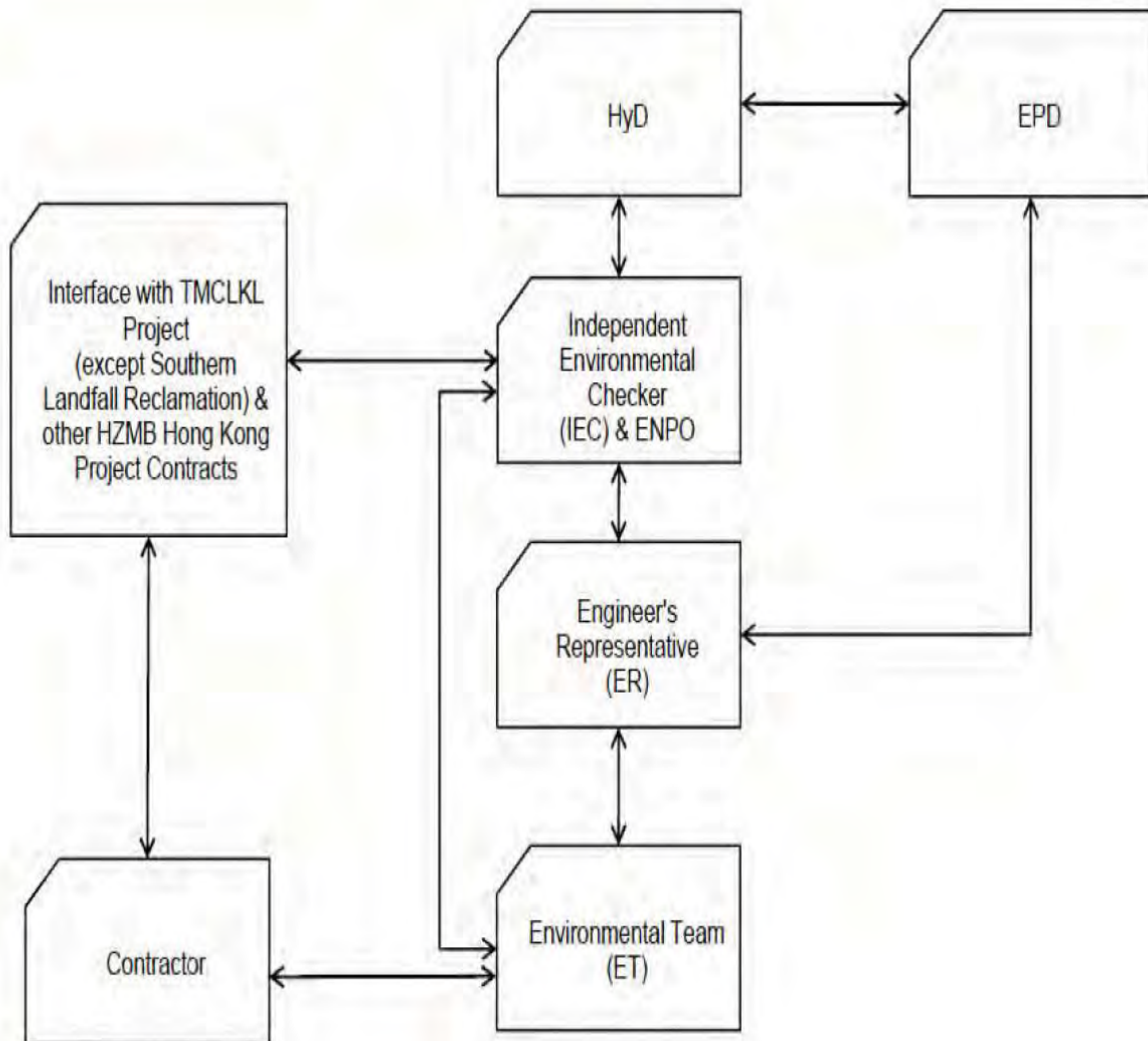
SHEET 2 OF 2

This drawing has been prepared for the use of AECOM's client. It may not be used, modified, reproduced or relied upon by third parties, except as agreed by AECOM or as required by law. AECOM accepts no responsibility, and denies any liability whatsoever, to any party that uses or relies on this drawing without AECOM's express written consent. Do not scale this document. All measurements must be obtained from the stated dimensions.



## **Appendix C**

### **Organization of the Contract**



↔ Line of Communication

**Project Organization chart**

**Contact Details of Key Personnel for the Contract HY/2013/12**

Organization	Project Role	Name of Key Staff	Tel No	Fax No.
HyD	Employer	Mr. Stephen W.C. Chan	2762 3669	3188 6614
AECOM	Principal Resident Engineer	Mr. S.W. Fok	2218 7209	2218 7399
AECOM	Chief Resident Engineer	Mr. Roger Man	2218 7288	2218 7399
AECOM	Resident Engineer (S&E)	Mr. Kelvin Yeung	22187289	2218 7399
Ramboll Environ	Environmental Project Office (ENPO)	Mr. YH Hui	3547 2133	3465 2899
RAMBOLL - ENVIRON	Independent Environmental Checker (IEC)	Dr. FC Tsang	3547 2134	3465 2899
CKJV	Deputy Project Manager	Mr. Raymond Suen	2253 8309	2253 8399
CKJV	Site Agent	Mr. Wilson Lau	2253 8300	2253 8399
CKJV	Safety and Environmental Manager	Mr. Winson Chung	2273 3185	2375 3655
CKJV	Environmental Officer	Mr. HY Tang	2253 8300	2253 8399
CKJV	Environmental Supervisor	Miss Melody Tong	2253 8300	2253 8399
AUES	Environmental Team Leader	Mr. T. W. Tam	2959 6059	2959 6079
AUES	Environmental Consultant	Miss Nicola Hon	2959 6059	2959 6079
AUES	Environmental Consultant	Mr. Ben Tam	2959 6059	2959 6079
HKL	Registered Landscape Architect	Kenneth Ng	2866 3903	--

**Legend:**

*HyD (Employer) –Highways Department*

*AECOM (Engineer) – AECOM Asia Co. Ltd.*

*CKJV (Main Contractor) – CRBC-Kaden Joint Venture*

*Ramboll Environ (ENPO and IEC) – Ramboll Environ Hong Kong Limited*

*AUES (ET) – Action-United Environmental Services & Consulting*

*HKL(RLA) – Hong Kong Landscape*

**Appendix D**

**Three-Months Rolling Programme**

Activity ID	Activity Name	Original Duration	Start	Finish	Calendar	Duration % Complete	Total Float	2016					
								Apr	May	Jun	Jul	Aug	Sep
<b>HY/2013/12 TMCLK Northern Connection Toll Plaza and Associated-Works Programme-Rev.4A Monthly</b>													
<b>Programming / Reporting</b>													
<b>Detailed Works Programme (DWP)</b>													
PR20170	Acceptance of the DWP	0	09-Feb-15 A	09-Feb-15 A	GHY12 Cal.3	100%							
<b>Instrumentation and Monitoring</b>													
<b>Utility Settlement Marker</b>													
IM60020	Installation of USM-Remain USM	90	22-Nov-14 A	09-Oct-15 A	GHY12 Cal.2	100%							
<b>Toll Plaza Decking TD1-Section 1</b>													
<b>Stage 1</b>													
<b>Design Submission and Approval</b>													
TD120120	Prepare & submit DDA Drawings w/ICE cert(Precast beam)	23	23-Jul-15 A	27-Jul-15 A	GHY12 Cal.3	100%							
TD120150	Engineer's comments	23	23-May-15 A	04-Jun-15 A	GHY12 Cal.3	100%							
TD120160	Prepare & submit DDA drawing w/ICE cert(decking)	23	05-Jun-15 A	12-Nov-15 A	GHY12 Cal.3	100%							
TD120170	Acceptance of the DDA Drawing	23	13-Nov-15 A	26-Jan-16 A	GHY12 Cal.3	100%							
TD120220	TWD -Formwork design for in-situ deck	24	20-Apr-16	19-May-16	GHY12 Cal.3	0%	125						
<b>Method Statement Submission and Approval</b>													
TD121340	Engineer's comments and approval	24	01-Jun-15 A	02-Jun-15 A	GHY12 Cal.3	100%							
TD121350	MSS for in-situ deck	24	17-Aug-15 A	17-Jun-16	GHY12 Cal.3	0%	125						
TD121360	Engineer's comments and approval	24	19-Aug-15 A	21-Jun-16	GHY12 Cal.3	90%	125						
<b>Field Works</b>													
<b>Foundation &amp; Substructure at Central Divider of Lung Mun Road</b>													
<b>G.I</b>													
TD121050	Traffic diversion for central divider(G.I)	26	04-Mar-15 A	07-Apr-15 A	GHY12 Cal.2	100%							
TD121060	Trial pit and monitoring point installation	10	07-Mar-15 A	14-Aug-15 A	GHY12 Cal.2	100%							
TD121070	Pre-drilling works TD1 A1-K1	30	12-Jan-15 A	07-Apr-15 A	GHY12 Cal.2	100%							
<b>Portal Construction</b>													
<b>Portal Beam 4th(F)</b>													
TD121210	Portal beam 4th(Portal F -Pier 14 to Pier 15)	60	03-Mar-16 A	27-Mar-16 A	GHY12 Cal.4	100%							
<b>Portal Beam 5th(E)</b>													
TD121220	Portal beam 5th(Portal E -Pier 11 to Pier 13)	60	10-Mar-16 A	10-Apr-16 A	GHY12 Cal.4	100%							
<b>Portal Beam 6th(D)</b>													
TD121230	Portal beam 6th(Portal D -Pier 8 to Pier 10)	60	20-Apr-16	07-Jul-16	GHY12 Cal.4	0%	44						
<b>Portal Beam 7th(C)</b>													
TD121240	Portal beam 7th(Portal C -Pier 5 to Pier 7)	60	07-Apr-16 A	06-Jun-16	GHY12 Cal.4	40%	215						
<b>Portal Beam 8th(B)</b>													
TD121250	Portal beam 8th(Portal B -Pier 3 to Pier 4)	60	20-Apr-16	07-Jul-16	GHY12 Cal.4	0%	191						
<b>Portal Beam 9th(K)</b>													
TD121260	Portal beam 9th(Portal H -Pier 22 to Pier 23)	61	12-Jul-16	27-Sep-16	GHY12 Cal.4	0%	129						
<b>Deck Construction</b>													
<b>Cast in-situ deck between Pier A and Pier B</b>													
TD120640	Portal construction	56	20-Apr-16	30-Jun-16	GHY12 Cal.4	0%	92						
TD120650	Falsework installation	55	02-Aug-16	12-Oct-16	GHY12 Cal.4	0%	13						
<b>Precast beam fabrication</b>													
TD120720	Precast beam(Type 1 total-10 nos)	21	30-Dec-15 A	04-Feb-16 A	GHY12 Cal.2	100%							
TD120730	Precast beam(Type 1 total-12 nos)	24	16-Feb-16 A	17-Mar-16 A	GHY12 Cal.2	100%							
TD120740	Precast beam(Type 1 total-13nos)	26	10-Mar-16 A	22-Apr-16	GHY12 Cal.2	92%	181						
TD120750	Precast beam(Type 1 total-8 nos)	16	22-Apr-16	13-May-16	GHY12 Cal.2	0%	239						
TD120760	Precast beam(Type 1 total-8 nos)	16	13-May-16	04-Jun-16	GHY12 Cal.2	0%	247						
TD120770	Precast beam(Type 1 total-7 nos)	14	04-Jun-16	23-Jun-16	GHY12 Cal.2	0%	308						
TD120780	Precast beam(Type 1 total-6 nos)	13	23-Jun-16	11-Jul-16	GHY12 Cal.2	0%	308						
TD120800	Precast parapet and planter	90	11-Jul-16	04-Nov-16	GHY12 Cal.2	0%	308						
<b>Precast beam installation</b>													
TD12000	Precast beam installation between Portal E and Portal F(6 Nos)	18	11-Aug-16	05-Sep-16	GHY12 Cal.4	0%	17						
<b>Toll Plaza Decking TD2-Section 1</b>													
<b>Method Statement Submissions and Approval</b>													
TD220120	MSS for deck construction	75	30-Nov-15 A	14-Dec-15 A	GHY12 Cal.3	100%							
<b>Field Works</b>													
<b>G.I and Piling Works</b>													
<b>DWP-Bored Piles</b>													

█ Remaining Level of Effort   
 █ Remaining Work   
 █ Actual Work   
 █ Critical Remaining Work   
 ◆ M..   
 ▼ S..

**CRBC - Kaden JV  
Two-Month Rolling Programme**

Date	Revision	Checked	Approved
23-May-16			

Activity ID	Activity Name	Original Duration	Start	Finish	Calendar	Duration % Complete	Total Float	2016				
								Apr	May	Jun	Jul	Aug
TD220480	Working platform for pile cap L1-L3	13	08-May-15 A	21-Aug-15 A	GHY12 Cal.2	100%						
TD220490	Bored piles for P6-P11	60	12-Jun-15 A	03-Oct-15 A	GHY12 Cal.2	100%						
TD220530	Working platform for pile cap L4	5	07-Aug-15 A	08-Aug-15 A	GHY12 Cal.2	100%						
TD220540	Bored piles for P12-13	20	25-Jul-15 A	21-Aug-15 A	GHY12 Cal.2	100%						
<b>Base Slab &amp; Pile Cap Construction</b>		117	21-Jul-15 A	05-Apr-16 A	GHY12 Cal.2	100%						
<b>Abutment K-Base Slab</b>		93	21-Jul-15 A	15-Dec-15 A	GHY12 Cal.2	100%						
TD220550	Preparation works for drainage channel diversion	30	21-Jul-15 A	03-Aug-15 A	GHY12 Cal.2	100%						
TD220555	Drainage channel diversion	21	21-Nov-15 A	24-Nov-15 A	GHY12 Cal.2	100%						
TD220560	ELS for abutment K	51	03-Nov-15 A	15-Dec-15 A	GHY12 Cal.2	100%						
<b>Pile Cap L1-L4</b>		79	14-Nov-15 A	12-Mar-16 A	GHY12 Cal.2	100%						
TD220620	Pile cap L2	15	23-Feb-16 A	12-Mar-16 A	GHY12 Cal.2	100%						
TD220630	Sheetpile for Pile cap L3	18	20-Dec-15 A	21-Dec-15 A	GHY12 Cal.2	100%						
TD220632	ELS for Pile cap L3	20	21-Dec-15 A	20-Jan-16 A	GHY12 Cal.2	100%						
TD220640	Pile cap L3	15	25-Feb-16 A	07-Mar-16 A	GHY12 Cal.2	100%						
TD220648	Sheetpile for Pile cap L4	10	14-Nov-15 A	15-Nov-15 A	GHY12 Cal.2	100%						
TD220650	ELS for Pile cap L4	14	16-Nov-15 A	21-Jan-16 A	GHY12 Cal.2	100%						
TD220660	Pile cap L4	15	21-Jan-16 A	05-Feb-16 A	GHY12 Cal.2	100%						
<b>Abutment M-Base Slab</b>		100	06-Nov-15 A	05-Apr-16 A	GHY12 Cal.2	100%						
TD220665	New Design for Abutment M from Engineer	0	06-Nov-15 A		GHY12 Cal.2	100%						
TD220670	ELS for abutment M	55	11-Nov-15 A	08-Mar-16 A	GHY12 Cal.2	100%						
TD220680	Formwork and Reinforcement	45	15-Mar-16 A	24-Mar-16 A	GHY12 Cal.2	100%						
TD220690	Concreting and backfilling	10	30-Mar-16 A	05-Apr-16 A	GHY12 Cal.2	100%						
<b>Abutment and Pier Construction</b>		115	22-Feb-16 A	16-Jul-16	GHY12 Cal.2	42.95%	167					
<b>Abutment K</b>		20	20-Apr-16	17-May-16	GHY12 Cal.2	0%	147					
TD220270	Backfill for abutment K	20	20-Apr-16	17-May-16	GHY12 Cal.2	0%	147					
<b>Pier L2</b>		26	17-Mar-16 A	09-Apr-16 A	GHY12 Cal.2	100%						
TD220290	Pier L2	26	17-Mar-16 A	09-Apr-16 A	GHY12 Cal.2	100%						
<b>Pier L3</b>		26	12-Mar-16 A	09-Apr-16 A	GHY12 Cal.2	100%						
TD220140	Pier L3	26	12-Mar-16 A	09-Apr-16 A	GHY12 Cal.2	100%						
<b>Pier L4</b>		20	22-Feb-16 A	06-Apr-16 A	GHY12 Cal.2	100%						
TD220150	Pier L4	20	22-Feb-16 A	06-Apr-16 A	GHY12 Cal.2	100%						
<b>Abutment M</b>		46	17-May-16	16-Jul-16	GHY12 Cal.2	0%	167					
TD220160	Wall for abutment M	30	17-May-16	24-Jun-16	GHY12 Cal.2	0%	167					
TD220170	Backfill for abutment M	16	24-Jun-16	16-Jul-16	GHY12 Cal.2	0%	167					
<b>Deck Construction</b>		15	17-May-16	04-Jun-16	GHY12 Cal.2	0%	189					
TD220000	Construction of walkway	15	17-May-16	04-Jun-16	GHY12 Cal.2	0%	189					
<b>Miscellaneous Works</b>		60	18-Apr-16 A	29-Jul-16	GHY12 Cal.2	5%	147					
TD220695	Cascade D construction	60	18-Apr-16 A	29-Jul-16	GHY12 Cal.2	5%	147					
<b>Toll Plaza Footbridge-Section 1</b>		859	03-Nov-14 A	04-Jul-17		48.66%	111					
<b>Stage 1</b>		859	03-Nov-14 A	04-Jul-17		48.66%	111					
<b>Method Statement Submissions and Approval</b>		205	04-Dec-15 A	26-Nov-16	GHY12 Cal.3	10.73%	162					
TFB1050	MSS for steel truss installation including shop drawings submission	90	04-Dec-15 A	29-Apr-16	GHY12 Cal.3	90%	53					
TFB1070	MSS for staircase construction	40	21-Dec-15 A	22-Aug-16	GHY12 Cal.3	90%	162					
TFB1080	MSS for lift construction	40	23-Aug-16	11-Oct-16	GHY12 Cal.3	0%	162					
TFB1090	MSS for concrete slab and planter construction over steel truss	40	12-Oct-16	26-Nov-16	GHY12 Cal.3	0%	162					
<b>Off-site Works</b>		90	19-Oct-16	08-Feb-17	GHY12 Cal.2	0%	52					
TFB1100	Steel truss fabrication	90	19-Oct-16	08-Feb-17	GHY12 Cal.2	0%	52					
<b>Field Works</b>		643	03-Nov-14 A	04-Jul-17	GHY12 Cal.2	47.47%	86					
<b>G.I and Foundation Works</b>		54	03-Nov-14 A	25-Feb-15 A	GHY12 Cal.2	100%						
TFB1160	Socketted H-Pile for Pier P3(9 Nos)	18	03-Nov-14 A	30-Nov-14 A	GHY12 Cal.2	100%						
TFB1170	Socketted H-Pile for Pier P2(11 Nos)	36	01-Dec-14 A	31-Dec-14 A	GHY12 Cal.2	100%						
TFB1190	Predrilling works at Pier P1,P5,P7 and West staircase	24	02-Jan-15 A	25-Feb-15 A	GHY12 Cal.2	100%						
<b>Pile Cap Construction</b>		56	28-Mar-15 A	24-Oct-15 A	GHY12 Cal.2	100%						
TFB1230	Construct Pile cap for Pier P3	20	27-Jul-15 A	20-Oct-15 A	GHY12 Cal.2	100%						
TFB1240	Construct pile cap for Pier P2	20	28-Mar-15 A	24-Oct-15 A	GHY12 Cal.2	100%						
<b>Pier Construction</b>		194	26-Aug-15 A	24-Sep-16	GHY12 Cal.2	38%	275					
TFB1250	Construct pier P1(include bearing installation)	42	14-Mar-16 A	28-May-16	GHY12 Cal.2	30%	250					
TFB1260	Construct pier P5	42	16-Dec-15 A	21-Jun-16	GHY12 Cal.2	60%	332					
TFB1270	Construct pier P7	42	09-Mar-16 A	12-Jul-16	GHY12 Cal.2	60%	332					

█ Remaining Level of Effort   
 █ Remaining Work   
 █ Actual Work   
 █ Critical Remaining Work   
 ◆ M..   
 ▼ S..

**CRBC - Kaden JV**  
**Two-Month Rolling Programme**

Date	Revision	Checked	Approved
23-May-16			

Activity ID	Activity Name	Original Duration	Start	Finish	Calendar	Duration % Complete	Total Float	2016					
								Apr	May	Jun	Jul	Aug	Sep
TFB1280	Construct pier P2	42	26-Aug-15 A	13-Sep-16	GHY12 Cal.2	85%	159	[Gantt bar for Apr to Sep]					
TFB1290	Construct pier P3	42	22-Sep-15 A	24-Sep-16	GHY12 Cal.2	81%	159	[Gantt bar for Apr to Sep]					
<b>Staircase and Lift Construction</b>													
TFB1350	West staircase construction	48	23-Nov-15 A	04-Jul-17	GHY12 Cal.2	40%	86	[Gantt bar for Apr to Sep]					
<b>Retaining Structure RW_B-Section 1</b>													
<b>Site Formation - Retaining Structure RW_B</b>													
<b>Stage 1</b>													
<b>Design Submission and Approval</b>													
RWB10300	Engineer's approval	21	14-Jan-15 A	11-Mar-15 A	GHY12 Cal.3	100%							
RWB10310	Alternative Design for RW_B structure	21	15-Jan-15 A	20-Jan-15 A	GHY12 Cal.3	100%							
RWB10320	Engineer's comments	21	09-Mar-15 A	11-Mar-15 A	GHY12 Cal.3	100%							
RWB10330	Alternative Design for RW_B structure submission	21	09-Mar-15 A	24-Apr-15 A	GHY12 Cal.3	100%							
RWB10340	Engineer's approval	21	27-Mar-15 A	06-May-15 A	GHY12 Cal.3	100%							
RWB10380	Engineer's comments and approval	21	16-Jan-15 A	31-Jan-15 A	GHY12 Cal.3	100%							
RWB10390	Falsework design submission	21	13-Apr-15 A	04-May-15 A	GHY12 Cal.3	100%							
RWB10400	Engineer's comments and approval	21	24-Apr-15 A	06-May-15 A	GHY12 Cal.3	100%							
<b>Method Statement Submission and Approval</b>													
RWB10410	Method Statement Submission and Approval for Retaining Wall Construction	17	07-Jan-15 A	13-Jan-15 A	GHY12 Cal.3	100%							
RWB10420	Engineer's comments and approval	17	14-Jan-15 A	31-Jan-15 A	GHY12 Cal.3	100%							
<b>Retaining Structure RW_B</b>													
<b>Excavation</b>													
RWB10500	Excavation of RW_B up to approx +6.0 mPD-(Bay11-13)	60	01-Dec-14 A	13-Feb-15 A	GHY12 Cal.2	100%							
RWB10510	Excavation of RW_B up to approx +6.0 mPD-(Bay14-15)	40	01-Dec-14 A	13-Apr-15 A	GHY12 Cal.2	100%							
RWB10530	Predrilling works remaining works	68	01-Jan-15 A	02-Jul-15 A	GHY12 Cal.2	100%							
<b>Structure(Base Slab, Wall, Colum, Top Slab)</b>													
<b>Bay 1-7</b>													
RWB10100	wall and columne-Bay2 to Bay 7	85	01-Apr-15 A	21-Sep-15 A	GHY12 Cal.2	100%							
<b>Bay12-13</b>													
RWB10170	Bay12-13 and backfilling	60	18-Sep-15 A	25-Apr-16	GHY12 Cal.2	93%	162	[Gantt bar for Bay12-13 and backfilling]					
<b>Bay14-Bay15</b>													
RWB10210	Foundation works Bay 15	40	15-Dec-15 A	24-Dec-15 A	GHY12 Cal.2	100%							
RWB10220	Bay 14-15	60	07-Jan-16 A	25-May-16	GHY12 Cal.2	63%	326	[Gantt bar for Bay 14-15]					
<b>Backfilling</b>													
RWB10230	Backfilling	40	15-Jul-15 A	25-Jun-16	GHY12 Cal.2	40%	414	[Gantt bar for Backfilling]					
RWB10235	Precast panels installation	90	25-May-16	20-Sep-16	GHY12 Cal.2	0%	348	[Gantt bar for Precast panels installation]					
<b>RW_B Precast Panel</b>													
<b>Precast the Panel</b>													
RWB20000	Precast the Panels(Bay 6-10 nos)	12	20-Apr-16*	05-May-16	GHY12 Cal.2	0%	12	[Gantt bar for Precast the Panels(Bay 6-10 nos)]					
RWB20010	Precast the Panels(Bay 5-10 nos)	12	04-May-16	19-May-16	GHY12 Cal.2	0%	12	[Gantt bar for Precast the Panels(Bay 5-10 nos)]					
RWB20020	Precast the Panels(Bay 7-10nos)	12	18-May-16	01-Jun-16	GHY12 Cal.2	0%	12	[Gantt bar for Precast the Panels(Bay 7-10nos)]					
RWB20030	Precast the Panels(Bay 4-12nos)	12	30-May-16	14-Jun-16	GHY12 Cal.2	0%	12	[Gantt bar for Precast the Panels(Bay 4-12nos)]					
RWB20040	Precast the Panels(Bay 8-10nos)	12	13-Jun-16	27-Jun-16	GHY12 Cal.2	0%	12	[Gantt bar for Precast the Panels(Bay 8-10nos)]					
RWB20050	Precast the Panels(Bay 3-17nos)	12	25-Jun-16	11-Jul-16	GHY12 Cal.2	0%	12	[Gantt bar for Precast the Panels(Bay 3-17nos)]					
RWB20060	Precast the Panels(Bay 9-8nos)	6	09-Jul-16	16-Jul-16	GHY12 Cal.2	0%	16	[Gantt bar for Precast the Panels(Bay 9-8nos)]					
RWB20070	Precast the Panels(Bay 2-5nos)	6	14-Jul-16	21-Jul-16	GHY12 Cal.2	0%	16	[Gantt bar for Precast the Panels(Bay 2-5nos)]					
RWB20080	Precast the Panels(Bay 10-15nos)	12	20-Jul-16	03-Aug-16	GHY12 Cal.2	0%	16	[Gantt bar for Precast the Panels(Bay 10-15nos)]					
RWB20090	Precast the Panels(Bay 11-9nos)	12	02-Aug-16	16-Aug-16	GHY12 Cal.2	0%	39	[Gantt bar for Precast the Panels(Bay 11-9nos)]					
RWB20100	Precast the Panels(Bay 14-12nos)	12	13-Aug-16	27-Aug-16	GHY12 Cal.2	0%	252	[Gantt bar for Precast the Panels(Bay 14-12nos)]					
RWB20110	Precast the Panels(Bay 15-11nos)	12	26-Aug-16	09-Sep-16	GHY12 Cal.2	0%	272	[Gantt bar for Precast the Panels(Bay 15-11nos)]					
<b>Installation the Panel</b>													
RWB20120	Installation the Panel Bay 6	5	06-May-16*	11-May-16	GHY12 Cal.2	0%	37	[Gantt bar for Installation the Panel Bay 6]					
RWB20130	Installation the Panel Bay 5	5	20-May-16	25-May-16	GHY12 Cal.2	0%	32	[Gantt bar for Installation the Panel Bay 5]					
RWB20140	Installation the Panel Bay 7	5	02-Jun-16	07-Jun-16	GHY12 Cal.2	0%	27	[Gantt bar for Installation the Panel Bay 7]					
RWB20150	Installation the Panel Bay 4	5	16-Jun-16	21-Jun-16	GHY12 Cal.2	0%	22	[Gantt bar for Installation the Panel Bay 4]					
RWB20160	Installation the Panel Bay 8	5	28-Jun-16	05-Jul-16	GHY12 Cal.2	0%	17	[Gantt bar for Installation the Panel Bay 8]					
RWB20170	Installation the Panel Bay 3	9	12-Jul-16	22-Jul-16	GHY12 Cal.2	0%	12	[Gantt bar for Installation the Panel Bay 3]					
RWB20180	Installation the Panel Bay 9	5	23-Jul-16	28-Jul-16	GHY12 Cal.2	0%	12	[Gantt bar for Installation the Panel Bay 9]					
RWB20190	Installation the Panel Bay 2	3	29-Jul-16	02-Aug-16	GHY12 Cal.2	0%	12	[Gantt bar for Installation the Panel Bay 2]					
RWB20200	Installation the Panel Bay 10	7	04-Aug-16	11-Aug-16	GHY12 Cal.2	0%	16	[Gantt bar for Installation the Panel Bay 10]					

█ Remaining Level of Effort   
 █ Remaining Work   
 █ Actual Work   
 █ Critical Remaining Work   
 ◆ M..   
 ▼ S..

**CRBC - Kaden JV**  
**Two-Month Rolling Programme**

Date	Revision	Checked	Approved
23-May-16			

Activity ID	Activity Name	Original Duration	Start	Finish	Calendar	Duration % Complete	Total Float	2016					
								Apr	May	Jun	Jul	Aug	Sep
RWB20210	Installation the Panel Bay 11	5	17-Aug-16	22-Aug-16	GHY12 Cal.2	0%	39						Installation the Panel Bay
<b>Toll Collector Subway &amp; Associated Works-Section 1</b>													
<b>Toll Collector Bridge (Portion I)-Section 1</b>													
<b>Stage 1</b>													
<b>Temporary Works Design(TWD) Submission and Approval</b>													
TCS1240	TWD -Design of lifting system	30	20-Apr-16	26-May-16	GHY12 Cal.3	0%	256						TWD -Design of lifting system
TCS1580	Engineer's comments and approval	30	27-May-16	02-Jul-16	GHY12 Cal.3	0%	256						Engineer's comments and approval
<b>Method Statement Submissions and Approval</b>													
TCS1250	MSS for toll collector bridge and staircase installation	24	04-Jul-16	30-Jul-16	GHY12 Cal.3	0%	256						Method Statement
TCS1590	Engineer's comments and approval	24	01-Aug-16	27-Aug-16	GHY12 Cal.3	0%	256						MSS for toll collector bridge and staircase installation
<b>Off-site Works</b>													
TCS1600	Engineer's comments and approval	30	05-Oct-16	09-Nov-16	GHY12 Cal.3	0%	256						Engineer's comments and approval
TCS1610	Toll collector bridge (Steel Truss) and staircase fabrication	90	10-Nov-16	01-Mar-17	GHY12 Cal.3	0%	256						Engineer's comments and approval
<b>Toll Collector Subway &amp; Associate Works (Portion I)-Section 1</b>													
<b>Stage 1</b>													
<b>Method Statement Submissions and Approval</b>													
TCS1390	MSS for subway structural works	24	03-Dec-15 A	19-May-16	GHY12 Cal.3	49.37%	175						Method Statement Submissions and Approval
TCS1630	Engineer's comments and approval	24	20-Apr-16	19-May-16	GHY12 Cal.3	0%	175						Engineer's comments and approval
<b>Field Works - Toll Collector Subway and Staircase</b>													
TCS1400	Site clearance	24	21-Mar-16 A	25-May-16 A	GHY12 Cal.2	100%							Site clearance
TCS1410	Finish L shape structure of RW_B	0		20-Apr-16 A	GHY12 Cal.1-1	100%							Finish L shape structure of RW_B
TCS1420	ELS for (SB22-SB16)	40	25-Apr-16	18-Jun-16	GHY12 Cal.2	0%	162						ELS for (SB22-SB16)
TCS1430	Construction of toll collector subway(from SB22-SB16)	70	23-May-16	22-Aug-16	GHY12 Cal.2	0%	162						Construction of toll collector subway
TCS1440	Construction of staircase	70	22-Jul-16	22-Oct-16	GHY12 Cal.2	0%	162						Construction of staircase
<b>Toll Collector Subway (Portion X)-Section 5</b>													
<b>Stage 3</b>													
TCS1072	Construct Toll Collector Subway SB 1	15	20-Sep-16	05-Oct-16	GHY12 Cal.1-1	0%	62						
TCS1074	Backfill for SB 1	15	05-Oct-16	20-Oct-16	GHY12 Cal.1-1	0%	62						
TCS1090	Hand over Portion D	0	19-Dec-16		GHY12 Cal.1-1	0%	2						
TCS1100	Excavation Works-S.B 3-8	80	20-Oct-15 A	21-Nov-16	GHY12 Cal.2	40%	132						
<b>Bridge G2</b>													
<b>Stage 2</b>													
<b>Temporary Works Design (TWD) Submission and Approval</b>													
BG23590	DDA for superstructure(draft)	17	09-Mar-15 A	16-Mar-15 A	GHY12 Cal.3	100%							
BG23600	Engineer's comments	17	17-Mar-15 A	13-Apr-15 A	GHY12 Cal.3	100%							
BG23610	DDA for superstructure submission	17	21-Apr-15 A	29-Apr-15 A	GHY12 Cal.3	100%							
BG23620	Engineer's approval	17	20-Apr-16	10-May-16	GHY12 Cal.3	0%	176						Engineer's approval
<b>Method Statement Submissions and Approval</b>													
BG23230	MSS for pier construction	17	02-Feb-15 A	13-Feb-15 A	GHY12 Cal.3	100%							
<b>Field Works</b>													
<b>Pier &amp; Abutment Construction</b>													
BG23440	Construct Pier at G2c-1	32	04-Nov-15 A	12-Dec-15 A	GHY12 Cal.2	100%							
BG23450	Construct Pier at G2c-2	32	07-Sep-15 A	19-Oct-15 A	GHY12 Cal.2	100%							
BG23460	Construct Pier at G2b	36	14-Mar-16 A	26-Apr-16	GHY12 Cal.2	85%	139						Construct Pier at G2b
BG23470	Construct Pier at G2a	45	18-Nov-15 A	27-Jan-16 A	GHY12 Cal.2	100%							
<b>Deck</b>													
BG23000	Deck(G2c-G2d2)	90	20-Apr-16 A	03-Sep-16	GHY12 Cal.2	1%	164						Deck(G2c-G2d2)
BG23010	Deck(G2d2-G2c2)&Construct Portal G2c	75	14-Jul-16	21-Oct-16	GHY12 Cal.2	0%	164						
BG23040	Deck(G2c-G2d1)	60	04-Apr-16 A	22-Feb-17	GHY12 Cal.2	10%	164						
<b>Bridge G1</b>													
<b>Stage 2</b>													
<b>Design Submission and Approval</b>													
BG112220	Engineer's approval	21	17-Dec-14 A	08-Jan-15 A	GHY12 Cal.3	100%							
BG112230	DDA for substructure(draft)	21	28-Nov-14 A	09-Dec-14 A	GHY12 Cal.3	100%							
BG112240	Engineer's comments	21	09-Dec-14 A	02-Jan-15 A	GHY12 Cal.3	100%							
BG112300	Engineer's approval	21	20-Apr-16	16-May-16	GHY12 Cal.3	0%	259						Engineer's approval
<b>Method Statement Submissions and Approval</b>													
BG112330	MSS-substructure construction	24	09-Feb-15 A	13-Feb-15 A	GHY12 Cal.3	100%							
<b>Off-site Works</b>													
		90	21-Jan-16 A	29-Apr-16	GHY12 Cal.2	90%	258						Off-site Works

█ Remaining Level of Effort   
 █ Remaining Work   
 █ Actual Work   
 █ Critical Remaining Work   
 ◆ ◆ M..   
 ▼ ▼ S..

**CRBC - Kaden JV**  
**Two-Month Rolling Programme**

Date	Revision	Checked	Approved
23-May-16			



Activity ID	Activity Name	Original Duration	Start	Finish	Calendar	Duration % Complete	Total Float	2016					
								Apr	May	Jun	Jul	Aug	Sep
BG112000	Form traveller fabrication	90	21-Jan-16 A	29-Apr-16	GHY12 Cal.2	90%	258	Form traveller fabrication					
<b>Field Works</b>													Field Works
<b>Substructure Works from Pier G1d to Pier G2a</b>													Substructure Works from Pier G1d to Pier G2a
BG112130	Pierhead segment construction at Pier G1d	40	20-Apr-16	11-Jun-16	GHY12 Cal.2	0%	197	Pierhead segment construction at Pier G1d					
<b>Deck Construction from Pier G1d to Pier G2a</b>													Deck Construction from Pier G1d to Pier G2a
BG112120	Assemble of 1st formtraveller at G1d and testing	28	22-Jul-16	25-Aug-16	GHY12 Cal.2	0%	197	Assemble of 1st formtraveller at G1d and testing					
BG112462	Completion of Pier at G2a	0		20-Apr-16	GHY12 Cal.1-1	0%	182	Completion of Pier at G2a					
<b>Bridge H1-Section 2</b>													Bridge H1-Section 2
<b>Stage 2</b>													Stage 2
<b>Design Submission and Approval</b>													Design Submission and Approval
BH12680	TWD -Formwork design for pier	24	18-Aug-15 A	10-May-16	GHY12 Cal.3	100%	114						
BH12690	TWD -Pierhead construction	24	02-Nov-15 A	09-Nov-15 A	GHY12 Cal.3	100%							
BH12800	Engineer's comments	17	09-Dec-14 A	02-Jan-15 A	GHY12 Cal.3	100%							
BH12810	DDA for substructure submission	17	02-Jan-15 A	16-Apr-15 A	GHY12 Cal.3	100%							
BH12820	Engineer's approval	17	18-Feb-15 A	30-May-15 A	GHY12 Cal.3	100%							
BH12830	DDA for superstructure(draft)	17	09-Mar-15 A	16-Mar-15 A	GHY12 Cal.3	100%							
BH12860	Engineer's approval	17	20-Apr-16	10-May-16	GHY12 Cal.3	0%	114	Engineer's approval					
<b>Method Statement Submissions and Approval</b>													
BH12370	MSS-substructure construction	24	09-Feb-15 A	13-Feb-15 A	GHY12 Cal.3	100%							
<b>Off-site Works</b>													Off-site Works
BH12720	Form traveller fabrication	90	21-Jan-16 A	29-Apr-16	GHY12 Cal.2	90%	88	Form traveller fabrication					
<b>Field Works</b>													Field Works
<b>Foundation Works&amp; Pier construction</b>													Foundation Works& Pier construction
<b>Foundation Works</b>													
BH12580	Bored piles and Foundation for H1d	65	11-Apr-15 A	30-Dec-15 A	GHY12 Cal.2	100%							
<b>Pier construction</b>													Pier construction
BH12558	Pierhead segment construction at Pier H1d	40	20-Apr-16	11-Jun-16	GHY12 Cal.2	0%	281	Pierhead segment construction at Pier H1d					
BH12886	Pierhead segment construction at Pier H1e	40	20-Apr-16	11-Jun-16	GHY12 Cal.2	0%	1	Pierhead segment construction at Pier H1e					
<b>Culvert 1(TBM)-Stage 4</b>													Culvert 1(TBM)-Stage 4
<b>Field Works</b>													Field Works
<b>TBM Driving</b>													
CUL13090	TBM preparation	36	13-Feb-15 A	12-May-15 A	GHY12 Cal.2	100%							
<b>Receiving Pit</b>													
CUL13130	Trial trench	7	09-Jan-15 A	16-Jan-15 A	GHY12 Cal.2	100%							
CUL13140	ELS	72	04-Feb-15 A	23-Mar-15 A	GHY12 Cal.2	100%							
<b>FC1</b>													
CUL13395	Liasion with CLP and temporary diversion for 11kv cable for construction of FC1	89	17-Dec-14 A	10-Mar-15 A	GHY12 Cal.2	100%							
<b>FC2</b>													FC2
CUL13450	Sheetpile installation for FC2	21	04-Mar-15 A	14-May-15 A	GHY12 Cal.2	100%							
CUL13470	Construction of chamber FC2	30	20-Feb-16 A	25-May-16	GHY12 Cal.2	30%	486	Construction of chamber FC2					
CUL13480	Backfilling and removal section of sheetpile	14	25-May-16	13-Jun-16	GHY12 Cal.2	0%	486	Backfilling and removal section of sheetpile					
<b>BY-Pass Sewer between FC1 and FC2(800 Pipe)</b>													BY-Pass Sewer between FC1 and FC2(800 Pipe)
CUL13510	Backfilling	14	21-Mar-16 A	26-Apr-16	GHY12 Cal.2	60%	486	Backfilling					
<b>Completion of KD3A and Remaining Works</b>													Completion of KD3A and Remaining Works
CUL13535	Backfilling	70	20-Apr-16	29-Jun-16	GHY12 Cal.1-1	0%	611	Backfilling					
<b>Culvert 2 &amp; Culvert 3 and Existing Box Culvert</b>													
<b>Method statement Submission</b>													Method statement Submission
CCE20140	Method statement for screeding the existing box culvert	24	20-Apr-16	19-May-16	GHY12 Cal.3	0%	421	Method statement for screeding the existing box culvert					
<b>Culvert 2</b>													
CCE20080	MH3 construction	65	20-Feb-16 A	05-Nov-16	GHY12 Cal.2	0%	286	MH3 construction					
CCE20090	Bay 21	50	28-Jun-16	30-Aug-16	GHY12 Cal.2	0%	286	Bay 21					
CCE20120	Bay 20	50	01-Sep-16	05-Nov-16	GHY12 Cal.2	0%	286						
<b>Culvert 3</b>													
CCE20085	MH6 construction	65	05-Apr-16 A	11-Jul-16	GHY12 Cal.2	5%	263	MH6 construction					
CCE20210	Bay 22	90	11-Jul-16	05-Nov-16	GHY12 Cal.2	0%	263						
<b>Site Formation - Retaining Structure RW_A</b>													
<b>Stage 3</b>													
<b>Retaining Wall A</b>													
RWA20100	Tree works ( Portion I )	24	21-Sep-15 A	21-Jan-16 A	GHY12 Cal.2	100%							

█ Remaining Level of Effort   
 █ Remaining Work   
 ◆ ◆ M..   
 █ Actual Work   
 █ Critical Remaining Work   
 ▼ ▼ S..

**CRBC - Kaden JV**  
**Two-Month Rolling Programme**

Date	Revision	Checked	Approved
23-May-16			

Activity ID	Activity Name	Original Duration	Start	Finish	Calendar	Duration % Complete	Total Float	2016					
								Apr	May	Jun	Jul	Aug	Sep
RWA20110	Site clearance and tree felling	12	25-Jan-16 A	29-Apr-16	GHY12 Cal.2	30%	166	Site clearance and tree felling					
RWA20120	Commencement of TD2 Abutment M	0	11-Nov-15 A		GHY12 Cal.1-1	100%							
RWA20130	Install ELS and Excavation (Soil: 10,298m3)	80	01-Feb-16 A	11-Jul-16	GHY12 Cal.2	33%	166	Install ELS and Excavation (Soil: 10,298m3)					
RWA20140	Construct Retaining Wall A from TD2 Abutment M to MJ 11-Base slab	20	12-Jul-16	05-Aug-16	GHY12 Cal.2	0%	166	Construct Retaining Wall A from TD2 Abutment M to MJ 11-Base slab					
RWA20145	Construct Retaining Wall A from TD2 Abutment M to MJ 11-Wall construction	30	06-Aug-16	12-Sep-16	GHY12 Cal.2	0%	166	Construct Retaining Wall A from TD2 Abutment M to MJ 11-Wall construction					
RWA20150	Construct Cascade D	24	18-Apr-16 A	14-Oct-16	GHY12 Cal.2	5%	166	Construct Cascade D					
RWA20160	Drainage Diversion of Existing Stream to Cascade D	12	18-Apr-16 A	29-Oct-16	GHY12 Cal.2	5%	166	Drainage Diversion of Existing Stream to Cascade D					
RWA20170	Construct Retaining Wall A from Bay MJ11 to CH357.8-Base slab	30	23-Feb-16 A	24-Nov-16	GHY12 Cal.2	30%	166	Construct Retaining Wall A from Bay MJ11 to CH357.8-Base slab					
RWA20175	Construct Retaining Wall A from Bay MJ11 to CH357.8-Wall construction	42	13-Apr-16 A	13-Jan-17	GHY12 Cal.2	5%	166	Construct Retaining Wall A from Bay MJ11 to CH357.8-Wall construction					
<b>Site Formation - Retaining Structure for Slope TP_F</b>													
<b>Stage 3</b>													
<b>Retaining Structure for Slope TP_F</b>													
RWF31350	Backfilling	24	17-Dec-15 A	25-Apr-16	GHY12 Cal.2	80%	272	Backfilling					
RWF31430	New haul road	19	21-Sep-15 A	02-Oct-15 A	GHY12 Cal.1-1	100%							
RWF31440	Excavation bay 21-28	25	12-May-15 A	23-Sep-15 A	GHY12 Cal.2	100%							
RWF31450	Construct Retaining Wall-Base slab( Bay 21 to Bay 28 )	36	18-May-15 A	07-Oct-15 A	GHY12 Cal.2	100%							
RWF31470	Backfilling	60	01-Feb-16 A	05-May-16	GHY12 Cal.2	80%	375	Backfilling					
RWF31480	U-Channel construction,Completion civil provision works for TCSS and E&M	72	06-May-16	08-Aug-16	GHY12 Cal.2	0%	443	U-Channel construction,Completion civil provision works for TCSS and E&M					
<b>Achievement of KD-3(Stage 3) for TP_F</b>													
RWF31405	Achievement of KD-3(stage 3) for TP_F	0	08-Aug-16	08-Aug-16	GHY12 Cal.1-1	0%	570	Achievement of KD-3(stage 3) for TP_F					
<b>Achievement of KD-8 (Section 5) for TP_F</b>													
RWF31410	Remaining works(Brickwork and Blockwork,etc)	88	09-Aug-16	29-Nov-16	GHY12 Cal.2	0%	567	Remaining works(Brickwork and Blockwork,etc)					
<b>Site Formation - Slope TP_A &amp; Associated Works</b>													
<b>Stage 3</b>													
<b>Slope Feature - Slope TP_A</b>													
TPA41110	Raking Drain Construction for slope A1	8	20-Oct-14 A	23-Oct-14 A	GHY12 Cal.2	100%							
TPA41120	U-channel (140m) and Berm for slope A1	21	18-Nov-14 A	30-Nov-14 A	GHY12 Cal.2	100%							
TPA41130	Laying Erosion Control Mat for slope A1	3	11-Nov-14 A	30-Nov-14 A	GHY12 Cal.2	100%							
TPA411400	Excavation of Soil (9200m3) for slope A2	20	21-Oct-14 A	02-Dec-14 A	GHY12 Cal.2	100%							
TPA41150	Raking Drain Construction for slope A2	16	24-Nov-14 A	24-Dec-14 A	GHY12 Cal.2	100%							
TPA41160	U-channel and Berm for slope A2	21	30-Nov-14 A	31-Dec-14 A	GHY12 Cal.2	100%							
TPA41170	Laying Erosion Control Mat for slope A2	3	02-Dec-14 A	31-Dec-14 A	GHY12 Cal.2	100%							
TPA41180	Excavation of Soil (9323m3) for slope A3	40	01-Oct-14 A	02-Dec-14 A	GHY12 Cal.2	100%							
TPA41190	Excavation of Rock (8850m3) for slope A3	70	02-Dec-14 A	08-Apr-15 A	GHY12 Cal.2	100%							
TPA41350	Forming East Portal Formation and temporary ground drainage works	50	10-Mar-15 A	20-Apr-16	GHY12 Cal.2	99%	103	Forming East Portal Formation and temporary ground drainage works					
<b>Site Formation - Slope TP_B &amp; Associated Works</b>													
<b>Stage 3</b>													
<b>Slope Feature - Slope TP_B</b>													
TPB40800	U-channel (220m) and Berm for slope B2	21	26-Nov-14 A	10-Dec-14 A	GHY12 Cal.2	100%							
TPB40900	Laying Erosion Control Mat for slope B2	3	10-Nov-14 A	13-Nov-14 A	GHY12 Cal.2	100%							
TPB41000	Excavation of Soil (11,200m3) for slope B3	40	14-Nov-14 A	30-Dec-14 A	GHY12 Cal.2	100%							
TPB41210	U-channel (part) and Berm for slope B3	21	02-Mar-15 A	20-Apr-16	GHY12 Cal.2	97.5%	438	U-channel (part) and Berm for slope B3					
TPB41220	Laying Erosion Control Mat for slope B3	3	20-Apr-15 A	20-Apr-16	GHY12 Cal.2	99%	438	Laying Erosion Control Mat for slope B3					
TPB43600	Forming road formation and temporary ground drainage works	14	20-Apr-15 A	20-Apr-16	GHY12 Cal.2	99%	438	Forming road formation and temporary ground drainage works					
<b>Site Formation - Slope TP_C &amp; Associated Works</b>													
<b>Stage 3</b>													
<b>Slope Feature - Slope TP_C</b>													
TPC50600	Raking Drain Construction for slope C1	8	18-Dec-14 A	12-Jan-15 A	GHY12 Cal.2	100%							
<b>Achievement of KD-3(Stage 3) for Slope C</b>													
TPC51310	Remaining civil works	50	20-Apr-16	24-Jun-16	GHY12 Cal.2	0%	317	Remaining civil works					
TPC51320	Achievement of KD-3(Stage 3) for slope C	0		16-Jan-17	GHY12 Cal.1-1	0%	409	Achievement of KD-3(Stage 3) for slope C					
<b>Achievement of KD-8 (Section 5) for Slope C</b>													
TPC51330	Remaining works include landscape works and establishment works	88	17-Jan-17	11-May-17	GHY12 Cal.2	0%	361	Remaining works include landscape works and establishment works					
<b>Site Formation - Slope TP_D &amp; Associated Works</b>													
<b>Stage 3</b>													
<b>Slope Feature - Slope TP_D</b>													
TPD51350	U-channel (100m) and Berm for slope D1, D2a and D2b	11	20-Jan-15 A	01-Feb-15 A	GHY12 Cal.2	100%							
TPD51400	Excavation of Rock (4,670m3) for slope D3a, D3b and D4	40	01-Feb-15 A	30-Mar-15 A	GHY12 Cal.2	100%							
TPD51750	U-channel (150m) and Berm for slope D6a and D6b	21	06-Jul-15 A	10-May-16	GHY12 Cal.2	25%	89	U-channel (150m) and Berm for slope D6a and D6b					

█ Remaining Level of Effort   
 █ Remaining Work   
 █ Actual Work   
 █ Critical Remaining Work   
 ◆ ◆ M..   
 ▼ ▼ S..

**CRBC - Kaden JV**  
**Two-Month Rolling Programme**

Date	Revision	Checked	Approved
23-May-16			

Activity ID	Activity Name	Original Duration	Start	Finish	Calendar	Duration % Complete	Total Float	2016				
								Apr	May	Jun	Jul	Aug
TPD51753	Remaining works in Portion D	88	20-Jan-16 A	01-Sep-16	GHY12 Cal.2	70%	89	[Gantt bar]				
TPD52800	Forming West Portal Formation and temporary ground drainage works	10	21-Jan-16 A	29-Apr-16	GHY12 Cal.2	10%	94	[Gantt bar]				
<b>Achievement of KD-7(Section 4) for Slope D</b>		0	01-Sep-16	01-Sep-16	GHY12 Cal.1-1	0%	112	[Gantt bar]				
TPD51755	Hand over of portion D	0	01-Sep-16	01-Sep-16	GHY12 Cal.1-1	0%	112	[Gantt bar]				
<b>Achievement of KD-3(Stage 3) for Slope D</b>		88	03-May-16	24-Aug-16	GHY12 Cal.2	0%	270	[Gantt bar]				
TPD52350	Remaining civil works and drainage works	88	03-May-16	24-Aug-16	GHY12 Cal.2	0%	270	[Gantt bar]				
<b>Site Formation - Slope TP_E &amp; Associated Works</b>		894	13-Nov-14 A	27-Feb-17		64.89%	191	[Gantt bar]				
<b>Stage 3</b>		894	13-Nov-14 A	27-Feb-17		64.89%	191	[Gantt bar]				
<b>Slope Feature - Slope TP_E at Toll Control Building Area</b>		428	13-Nov-14 A	19-Dec-16		43.01%	2	[Gantt bar]				
TPE61120	Soil Nail RowB Level + 59.20 (Install and grouting)	25	02-Feb-15 A	05-Feb-15 A	GHY12 Cal.2	100%		[Gantt bar]				
TPE61170	Excavation of Rock for slope E2b - stage 2	75	31-Dec-14 A	26-Apr-16	GHY12 Cal.2	93%	2	[Gantt bar]				
TPE61180	Mapping & Dowelling	15	13-Nov-14 A	09-May-16	GHY12 Cal.2	40%	94	[Gantt bar]				
TPE61210	Excavation of Rock for slope E3b - stage 1	75	07-Jan-15 A	09-May-16	GHY12 Cal.2	80%	2	[Gantt bar]				
TPE61220	Excavation of Rock for slope E3b - stage 2	75	28-Feb-15 A	08-Jun-16	GHY12 Cal.2	70%	2	[Gantt bar]				
TPE61230	Excavation of Rock for slope E3b - stage 3	75	26-Mar-15 A	08-Jul-16	GHY12 Cal.2	70%	2	[Gantt bar]				
TPE61240	Excavation of Rock for slope E3b - stage 4	75	25-May-15 A	16-Aug-16	GHY12 Cal.2	60%	2	[Gantt bar]				
TPE61250	Mapping & Dowelling	16	17-Aug-16	05-Sep-16	GHY12 Cal.2	0%	2	[Gantt bar]				
TPE61600	All remaining works include civil provision for TCSS and E&M	36	29-Oct-16	12-Dec-16	GHY12 Cal.2	0%	2	[Gantt bar]				
TPE61700	Hand Over Portion D	7	12-Dec-16	19-Dec-16	GHY12 Cal.1-1	0%	2	[Gantt bar]				
<b>Slope Feature - Slope TP_E Remaining Section and SSE-D/C116</b>		675	02-Jan-15 A	27-Feb-17		64.06%	146	[Gantt bar]				
TPE62150	Excavation of Soil/Rock (13,900m3) for slope E2c	90	02-Jan-15 A	31-Jan-15 A	GHY12 Cal.2	100%		[Gantt bar]				
TPE62190	U-channel (200m) and Berm for slope E2c	40	21-Oct-15 A	05-May-16	GHY12 Cal.2	71%	146	[Gantt bar]				
TPE62210	Excavation of Rock for slope E3c - stage 1	75	23-Apr-15 A	25-May-16	GHY12 Cal.2	80%	146	[Gantt bar]				
TPE62220	Excavation of Rock for slope E3c - stage 2	75	02-Jul-15 A	14-Jul-16	GHY12 Cal.2	50%	146	[Gantt bar]				
TPE62230	Excavation of Rock for slope E3c - stage 3	75	14-Jul-16	21-Oct-16	GHY12 Cal.2	0%	146	[Gantt bar]				
TPE62250	Mapping & Dowelling	15	21-Oct-16	09-Nov-16	GHY12 Cal.2	0%	146	[Gantt bar]				
TPE62260	U-channel (150m) and Berm for slope E3c	40	09-Nov-16	28-Dec-16	GHY12 Cal.2	0%	146	[Gantt bar]				
TPE62300	Excavation of Rock (7,920m3) for slope E2a	70	21-Apr-15 A	29-Jun-15 A	GHY12 Cal.2	100%		[Gantt bar]				
TPE62400	Excavation of Rock (11,900m3) for slope E3a	90	22-Apr-15 A	13-Jan-17	GHY12 Cal.2	85%	146	[Gantt bar]				
TPE62420	U-channel (220m) and Berm for slope E3a	40	21-Oct-15 A	27-Feb-17	GHY12 Cal.2	50%	146	[Gantt bar]				
<b>Site Formation - Slope Upgrading Works</b>		184	16-Sep-15 A	15-Dec-16		0%	341	[Gantt bar]				
<b>Stage 3 (Other Slope Features)</b>		184	16-Sep-15 A	15-Dec-16		0%	341	[Gantt bar]				
<b>Slope Feature - SSE-D/C170</b>		14	21-Feb-16 A	08-Nov-16		5%	136	[Gantt bar]				
SFW10070	Excavation of Soil (1,240m3) and Modification Works	14	21-Feb-16 A	08-Nov-16	GHY12 Cal.2	5%	136	[Gantt bar]				
<b>Slope Feature - SSE-D/C150</b>		69	16-Sep-15 A	14-Nov-16		0%	368	[Gantt bar]				
SFW10180	Complete slope E3b - stage 4	0		16-Aug-16	GHY12 Cal.2	0%	341	[Gantt bar]				
SFW10190	Slope Modification	5	17-Feb-16 A	09-Nov-16	GHY12 Cal.2	5%	341	[Gantt bar]				
SFW10200	Drainage, U-channel (70m) and Handrailing	20	16-Sep-15 A	11-Nov-15 A	GHY12 Cal.2	100%		[Gantt bar]				
SFW10210	Hydroseeding and Erosion Control Mat	5	01-Dec-15 A	14-Nov-16	GHY12 Cal.2	15%	341	[Gantt bar]				
SFW10890	Achievement of KD-3(Stage 3)	0		14-Nov-16	GHY12 Cal.2	0%	368	[Gantt bar]				
<b>Slope Feature - SSE-D/C152</b>		25	30-Oct-15 A	15-Dec-16		0%	341	[Gantt bar]				
SFW10220	Complete slope SSE-D/C150	0		14-Nov-16	GHY12 Cal.2	0%	341	[Gantt bar]				
SFW10230	Slope Modification	5	15-Nov-16	19-Nov-16	GHY12 Cal.2	0%	341	[Gantt bar]				
SFW10240	Drainage, U-channel (90m) and Handrailing	20	21-Nov-16	13-Dec-16	GHY12 Cal.2	0%	341	[Gantt bar]				
SFW10250	Hydroseeding and Erosion Control Mat	5	30-Oct-15 A	15-Dec-16	GHY12 Cal.2	67%	341	[Gantt bar]				
<b>Slope Feature - SSE-D/C14</b>		0	25-Apr-16	25-Apr-16		0%	272	[Gantt bar]				
SFW10340	Complete TP_F Backfilling(Bay1-2)	0		25-Apr-16	GHY12 Cal.2	0%	272	[Gantt bar]				
<b>Slope Feature - SSE-D/C16</b>		0	20-Apr-16	20-Apr-16		0%	222	[Gantt bar]				
SFW10620	Complete pier construction at Bridge H1e & G2a	0		20-Apr-16	GHY12 Cal.2	0%	222	[Gantt bar]				
<b>Slope Feature - SSE-D/C17</b>		0	05-May-16	05-May-16		0%	375	[Gantt bar]				
SFW10740	Complete of TP_F and TD1 Precast beam installation	0		05-May-16	GHY12 Cal.2	0%	375	[Gantt bar]				
<b>Natural Terrain Hazard Mitigation Measures</b>		438	27-Nov-14 A	31-Mar-15 A		100%		[Gantt bar]				
<b>Natural Terrian Hazard Mitigation Measures</b>		80	27-Nov-14 A	27-Dec-14 A		100%		[Gantt bar]				
<b>Boulders within Blasting Zone</b>		80	27-Nov-14 A	27-Dec-14 A		100%		[Gantt bar]				
NTH10070	Mitigation measures for 20 boulders within blasting zone	80	27-Nov-14 A	27-Dec-14 A	GHY12 Cal.2	100%		[Gantt bar]				
<b>Achievement of KD-3(Stage 3)</b>		0	31-Mar-15 A	31-Mar-15 A		0%		[Gantt bar]				
NTH10050	Achievement of KD-3 for Natural Terrian Hazard	0		31-Mar-15 A	GHY12 Cal.1-1	100%		[Gantt bar]				
<b>Achievement of KD-8(Section 5)</b>		0	31-Mar-15 A	31-Mar-15 A		0%		[Gantt bar]				
NTH10060	Achievement of KD-8 for Natural Terrian Hazard	0		31-Mar-15 A	GHY12 Cal.1-1	100%		[Gantt bar]				

█ Remaining Level of Effort   
 █ Remaining Work   
 █ Actual Work   
 █ Critical Remaining Work   
 ◆ ◆ M..   
 ▼ S..

**CRBC - Kaden JV**  
**Two-Month Rolling Programme**

Date	Revision	Checked	Approved
23-May-16			

Activity ID	Activity Name	Original Duration	Start	Finish	Calendar	Duration % Complete	Total Float	2016					
								Apr	May	Jun	Jul	Aug	Sep
<b>Vehicular Underpass TN-01</b>													
<b>Stage 3</b>													
<b>Blasting Related Submission</b>													
<b>Blasting Permit Application</b>													
UDP30070	Prepare and Submission of Revised CBAR	48	30-Mar-15 A	24-Apr-15 A	GHY12 Cal.3	100%							
<b>Underpass Excavation from East Portal</b>													
<b>Preparation Works</b>													
UDP30170	Site Set Up	15	30-Oct-15 A	30-Oct-15 A	GHY12 Cal.2	100%							
<b>Drill and Blast CH489-CH312</b>													
UDP30260	CH439-CH399 Drill and Blast method (2.5m penetration length/2.0days)	32	23-Nov-15 A	14-Dec-15 A	GHY12 Cal.2	100%							
UDP30270	CH399-CH390 Drill and Blast method (3.0m penetration length/2.0days)	6	16-Dec-15 A	19-Dec-15 A	GHY12 Cal.2	100%							
UDP30280	CH390-CH317 Drill and Blast method (3.0m penetration length/2.0days)	50	21-Dec-15 A	18-Feb-16 A	GHY12 Cal.2	100%							
UDP30310	CH317-CH312 Drill and Break method (1.0m penetration length/4.0days)	20	19-Feb-16 A	26-Feb-16 A	GHY12 Cal.2	100%							
<b>Lining Works and Road Works</b>													
<b>Water Proofing and Lining Works</b>													
UDP4090	Erection of Waterproofing Platform(West Portal)	28	03-May-16	07-Jun-16	GHY12 Cal.2	0%	108						
<b>Type A</b>													
<b>Water Proofing and Kicker</b>													
<b>CH 310-CH327</b>													
UDP4100	Bench Waterproofing works(CH310-CH327.6)(Type A)	10	03-May-16	13-May-16	GHY12 Cal.2	0%	94						
UDP4110	Kicker pouring(CH310-CH327.6)(Type A)	14	17-May-16	02-Jun-16	GHY12 Cal.2	0%	94						
<b>CH 450-CH503</b>													
UDP4140	Bench Waterproofing works(CH450-CH503)(Type A)	18	03-Jun-16	25-Jun-16	GHY12 Cal.2	0%	94						
UDP4150	Kicker pouring(CH450-CH503)(Type A)	21	27-Jun-16	23-Jul-16	GHY12 Cal.2	0%	94						
<b>Lining</b>													
<b>CH 310-CH327</b>													
UDP4160	Pouring Type A Lining CH312-CH327	7	08-Jun-16	17-Jun-16	GHY12 Cal.2	0%	108						
UDP4170	Erection of rebar fixing platform for west bulkhead wall	7	18-Jun-16	25-Jun-16	GHY12 Cal.2	0%	268						
UDP4190	Rebar fixing platform for west bulkhead wall	7	27-Jun-16	06-Jul-16	GHY12 Cal.2	0%	268						
UDP4230	Formwork for west bulkhead wall	14	07-Jul-16	23-Jul-16	GHY12 Cal.2	0%	268						
UDP4270	Concrete for west bulkhead wall	14	25-Jul-16	10-Aug-16	GHY12 Cal.2	0%	268						
<b>CH 450-CH503</b>													
UDP4180	Pouring Type A Lining CH450-CH468	10	07-Jul-16	19-Jul-16	GHY12 Cal.2	0%	94						
UDP4210	Pouring Type A Lining CH468-CH486	10	20-Jul-16	01-Aug-16	GHY12 Cal.2	0%	94						
UDP4220	Pouring Type A Lining CH486-CH534.9	35	02-Aug-16	13-Sep-16	GHY12 Cal.2	0%	94						
<b>Type B</b>													
<b>Water Proofing and Kicker</b>													
UDP4000	Bench waterproofing works and Kick pouring	49	11-Mar-16 A	08-Nov-16	GHY12 Cal.2	18%	122						
<b>Type C</b>													
UDP4130	Base slab waterproofing and re-bar fixing(Type C) CH503-CH534.9	70	03-May-16	02-Aug-16	GHY12 Cal.2	0%	205						
UDP4200	Lining type C rebar fixingCH503-CH534.9	14	03-Aug-16	19-Aug-16	GHY12 Cal.2	0%	205						
<b>Road and Drainage Work ,Utilities Works at for Lung Fu Road Roundabout</b>													
<b>Section 3</b>													
<b>Utilites installation ,road and drainage works (TTA stage 0)</b>													
LFR10020	Drainage & Sewerage works	42	12-Dec-14 A	23-Jan-15 A	GHY12 Cal.2	100%							
<b>Utilites installation ,road and drainage works (TTA stage 0-1)</b>													
LFR10050	Drainage works	40	25-Jan-16 A	11-Jun-16	GHY12 Cal.2	1%	94						
LFR10060	DN100,300,700	21	25-Jan-16 A	13-Jun-16	GHY12 Cal.2	1%	94						
LFR10070	PCCW	15	07-Apr-16 A	03-May-16	GHY12 Cal.2	35%	0						
LFR10080	Hutchison Global Communication Cable	15	07-Apr-16 A	10-May-16	GHY12 Cal.2	30%	0						
LFR10090	Hong Kong Boaroband Network	15	04-May-16	24-May-16	GHY12 Cal.2	0%	0						
LFR10100	Wharf T&T Duct and Joint Box	15	18-May-16	06-Jun-16	GHY12 Cal.2	0%	0						
LFR10110	New World Telecom	15	30-May-16	20-Jun-16	GHY12 Cal.2	0%	0						
LFR10120	Town Gas	15	13-Jun-16	04-Jul-16	GHY12 Cal.2	0%	0						
LFR10130	Smartone Cable	15	25-Jun-16	16-Jul-16	GHY12 Cal.2	0%	0						
LFR10140	HKC Cable	15	09-Jul-16	28-Jul-16	GHY12 Cal.2	0%	0						
LFR10150	Pubic Lighting	15	22-Jul-16	10-Aug-16	GHY12 Cal.2	0%	0						
LFR10160	CLP + CRD	15	04-Aug-16	23-Aug-16	GHY12 Cal.2	0%	0						
LFR10170	Trax Comm	15	17-Aug-16	05-Sep-16	GHY12 Cal.2	0%	0						

█ Remaining Level of Effort   
 █ Remaining Work   
 █ Actual Work   
 █ Critical Remaining Work   
 ◆ ◆ M..   
 ▼ ▼ S..

**CRBC - Kaden JV**  
**Two-Month Rolling Programme**

Date	Revision	Checked	Approved
23-May-16			

Activity ID	Activity Name	Original Duration	Start	Finish	Calendar	Duration % Complete	Total Float	2016						
								Apr	May	Jun	Jul	Aug	Sep	
LFR10180	Completion of this stage civil provision for E&M, TCSS	15	22-Aug-16	09-Sep-16	GHY12 Cal.2	0%	0							
<b>Utilites installation ,road and drainage works for East Portal</b>		47	13-Aug-16	14-Oct-16	GHY12 Cal.2	0%	322							
EPA1020	DN300 CHA 0 - 175&DN100	26	13-Aug-16	14-Sep-16	GHY12 Cal.2	0%	322							
EPA1030	Street furniture and sign gantry	30	13-Aug-16	21-Sep-16	GHY12 Cal.2	0%	322							
EPA1040	PCCW	10	22-Sep-16	05-Oct-16	GHY12 Cal.2	0%	322							
EPA1050	Hutchison Global Communication Cable	7	06-Oct-16	14-Oct-16	GHY12 Cal.2	0%	322							
<b>Utilites installation ,road and drainage works near portion D</b>		16	19-Dec-16	10-Jan-17	GHY12 Cal.2	0%	193							
TOLLA1010	DN300	16	19-Dec-16	10-Jan-17	GHY12 Cal.2	0%	193							
TOLLA1020	DN100	16	19-Dec-16	10-Jan-17	GHY12 Cal.2	0%	193							
<b>Sewage, Irrigation and Road&amp; Drainage Works</b>		140	04-Jan-16 A	05-Feb-18	GHY12 Cal.2	40%	230							
SAI10060	Sewage, irrigation and road&drainage works -G2-north side	70	04-Jan-16 A	06-Dec-17	GHY12 Cal.2	50%	230							
SAI10070	Sewage, irrigation and road&drainage works- G2-south side	70	14-Jan-16 A	05-Feb-18	GHY12 Cal.2	30%	230							
<b>Achievement of Key Dates</b>		161	08-Aug-16	16-Jan-17	GHY12 Cal.1-1	0%	409							
AK10250	Achievement of KD-3(stage 3) for TP_F	0		08-Aug-16	GHY12 Cal.1-1	0%	570							◆ Achievement of KD-3(stage 3) for TP_F
AK10320	Achievement of KD-3(Stage 3) for slope C	0		16-Jan-17	GHY12 Cal.1-1	0%	409							

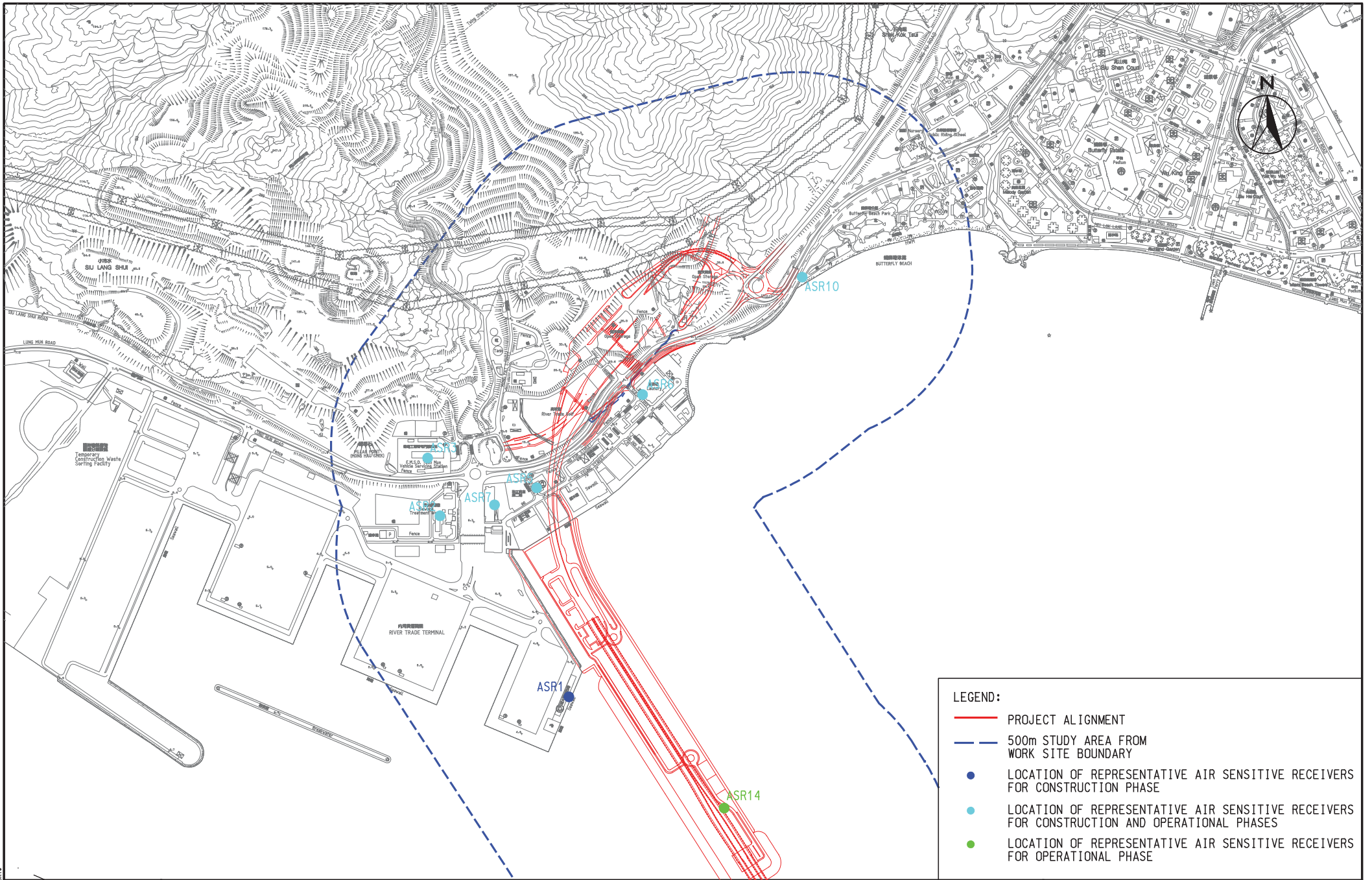
█ Remaining Level of Effort   
 █ Remaining Work   
 ◆ ◆ M..   
 █ Actual Work   
 █ Critical Remaining Work   
 ▼ S..

**CRBC - Kaden JV**  
**Two-Month Rolling Programme**

Date	Revision	Checked	Approved
23-May-16			

## **Appendix E**

### **Monitoring Locations / Sensitive Receivers for the Contract**



**LEGEND:**

- PROJECT ALIGNMENT
- - - 500m STUDY AREA FROM WORK SITE BOUNDARY
- LOCATION OF REPRESENTATIVE AIR SENSITIVE RECEIVERS FOR CONSTRUCTION PHASE
- LOCATION OF REPRESENTATIVE AIR SENSITIVE RECEIVERS FOR CONSTRUCTION AND OPERATIONAL PHASES
- LOCATION OF REPRESENTATIVE AIR SENSITIVE RECEIVERS FOR OPERATIONAL PHASE

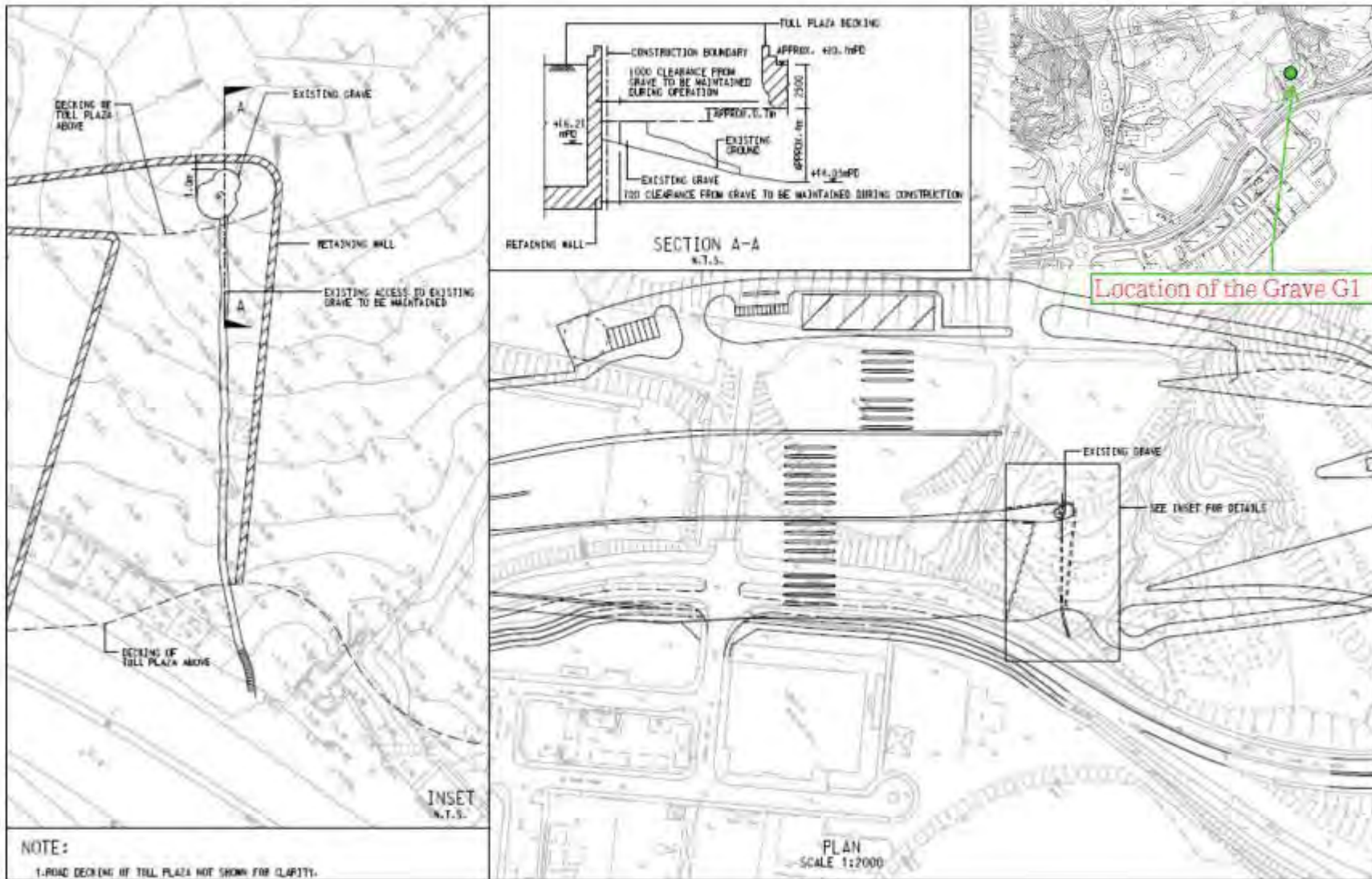
AGREEMENT NO. CE 52/2007(HY)  
 TUEN MUN - CHEK LAP KOK LINK - INVESTIGATION  
**REPRESENTATIVE AIR SENSITIVE RECEIVERS**

SCALE	1 : 10 000	DATE
-------	------------	------



**Air Quality Monitoring Location**








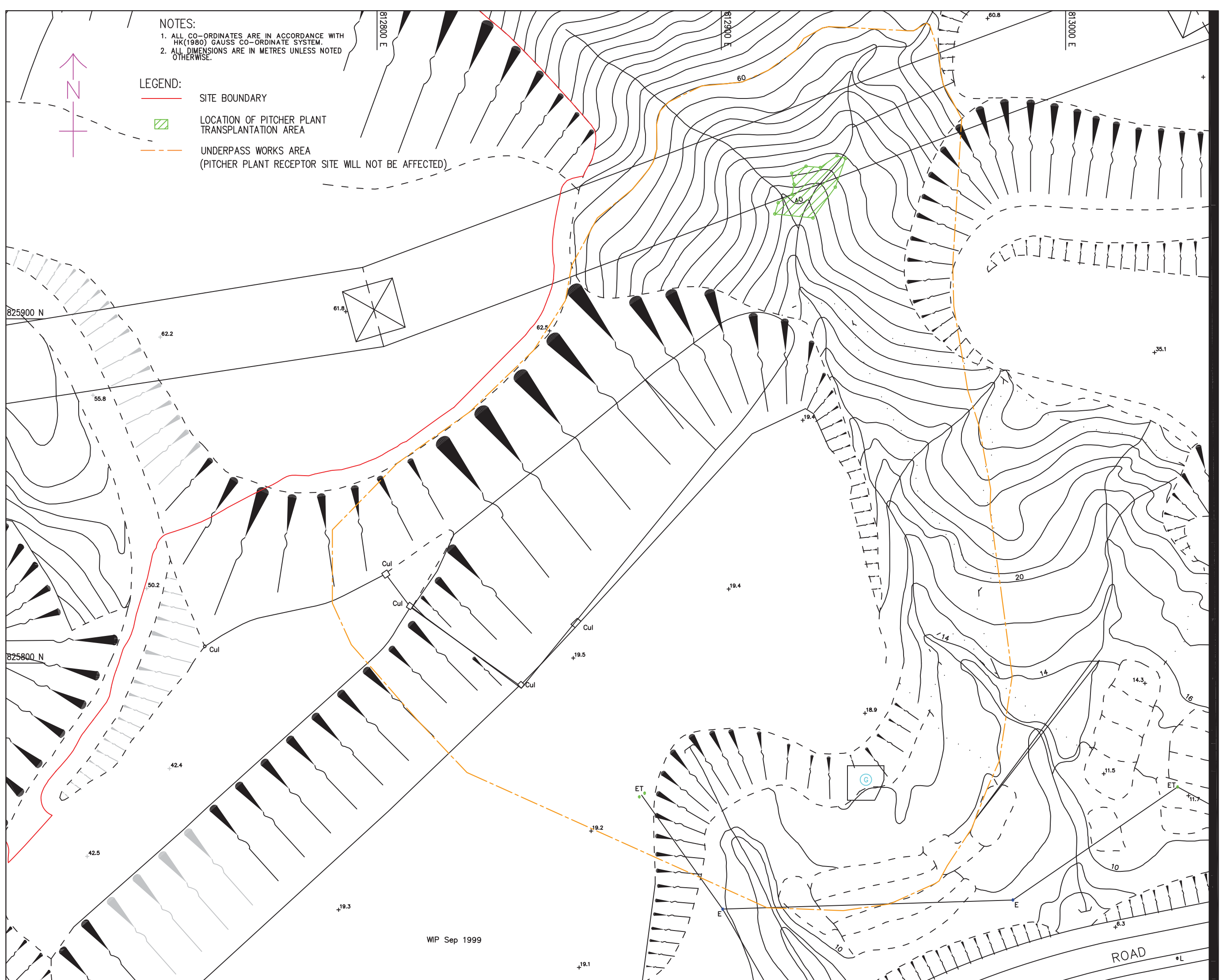
Location of the Grave G1

NOTES:

- 1. ALL CO-ORDINATES ARE IN ACCORDANCE WITH HK(1980) GAUSS CO-ORDINATE SYSTEM.
- 2. ALL DIMENSIONS ARE IN METRES UNLESS NOTED OTHERWISE.

LEGEND:

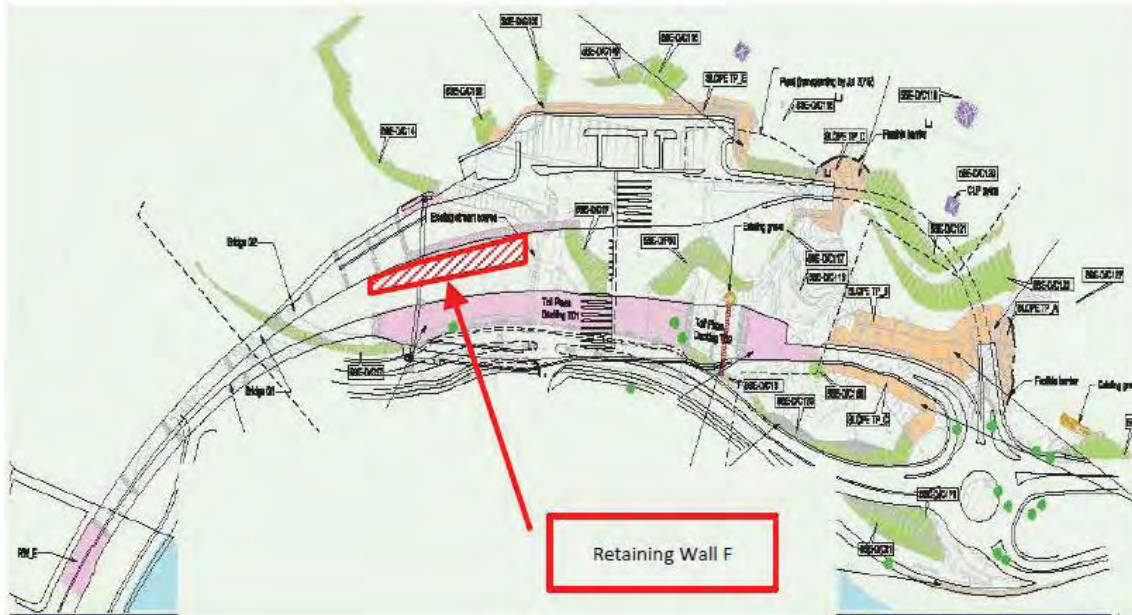
-  SITE BOUNDARY
-  LOCATION OF PITCHER PLANT TRANSPLANTATION AREA
-  UNDERPASS WORKS AREA (PITCHER PLANT RECEPTOR SITE WILL NOT BE AFFECTED)



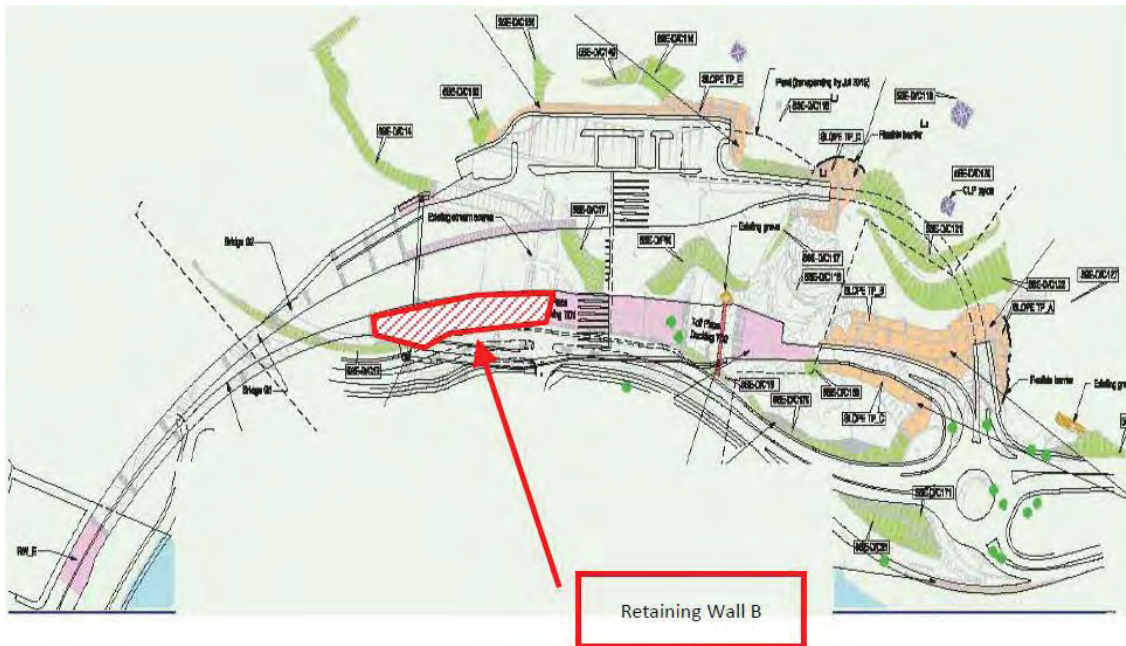
WIP Sep 1999

ROAD

### Location of the Retaining Wall F



### Location of the Retaining Wall B



## **Appendix F**

### **Event and Action Plan**

### Event and Action Plan for Air Quality

EVENT	ACTION			
	ET <sup>(1)</sup>	IEC <sup>(1)</sup>	SOR <sup>(1)</sup>	Contractor(s)
<b>Action Level</b>				
Exceedance recorded	<ol style="list-style-type: none"> <li>1 Identify the source.</li> <li>2 Repeat measurements to confirm findings. If two consecutive measurements exceed Action Level, the exceedance is then confirmed.</li> <li>3 Inform the IEC and the SOR</li> <li>4 Investigate the cause of exceedance and check Contractor's working procedures to determine possible mitigation to be implemented.</li> <li>5 If the exceedance is confirmed to be Project related after investigation, increase monitoring frequency to daily.</li> <li>6 Discuss with the IEC and the Contractor on remedial actions required.</li> <li>7 If exceedance continues, arrange meeting with the IEC and the SOR.</li> <li>8 If exceedance stops, cease additional monitoring.</li> </ol>	<ol style="list-style-type: none"> <li>1 Check monitoring data submitted by the ET.</li> <li>2 Check the Contractor's working method.</li> <li>3 If the exceedance is confirmed to be Project related after investigation, discuss with the ET and the Contractor on possible remedial measures.</li> <li>4 Advise the SOR on the effectiveness of the proposed remedial measures.</li> <li>5 Supervisor implementation of remedial measures.</li> </ol>	<ol style="list-style-type: none"> <li>1 Confirm receipt of notification of failure in writing.</li> <li>2 Notify the Contractor.</li> <li>3 Ensure remedial measures properly implemented.</li> </ol>	<ol style="list-style-type: none"> <li>1 Rectify any unacceptable practice.</li> <li>2 Amend working methods if appropriate</li> <li>3 If the exceedance is confirmed to be Project related, submit proposals for remedial actions to IEC within 3 working days of notification</li> <li>4 Implement the agreed proposals</li> <li>5 Amend proposal if appropriate.</li> </ol>
<b>Limit Level</b>				
Exceedance recorded	<ol style="list-style-type: none"> <li>1. Identify the source.</li> <li>2. Repeat measurement to confirm finding. If two consecutive measurements exceed Limit Level, the exceedance is then confirmed.</li> <li>3. Inform the IEC, the SOR, the DEP and the Contractor.</li> <li>4. Investigate the cause of exceedance and check Contractor's working procedures to determine possible mitigation to be implemented.</li> <li>5. If the exceedance is confirmed to be Project related after investigation, increase monitoring frequency to daily.</li> <li>6. Carry out analysis of the Contractor's working procedures to determine possible mitigation to be implemented.</li> <li>7. Arrange meeting with the IEC and the SOR to discuss the remedial actions to be taken.</li> <li>8. Assess effectiveness of the Contractor's remedial actions and keep the IEC, the DEP and the SOR informed of the results.</li> <li>9. If exceedance stops, cease additional monitoring.</li> </ol>	<ol style="list-style-type: none"> <li>1 Check monitoring data submitted by the ET.</li> <li>2 Check Contractor's working method.</li> <li>3 If the exceedance is confirmed to be Project related after investigation, discuss with the ET and the Contractor on possible remedial measures.</li> <li>4 Advise the SOR on the effectiveness of the proposed remedial measures.</li> <li>5 Supervisor implementation of remedial measures.</li> </ol>	<ol style="list-style-type: none"> <li>1. Confirm receipt of notification of failure in writing.</li> <li>2. Notify the Contractor.</li> <li>3. If the exceedance is confirmed to be Project related after investigation, in consultation with the IEC, agree with the Contractor on the remedial measures to be implemented.</li> <li>4. Ensure remedial measures are properly implemented.</li> <li>5. If exceedance continues, consider what activity of the work is responsible and instruct the Contractor to stop that activity of work until the exceedance is abated.</li> </ol>	<ol style="list-style-type: none"> <li>1 Take immediate action to avoid further exceedance.</li> <li>2 If the exceedance is confirmed to be Project related after investigation, submit proposals for remedial actions to IEC within 3 working days of notification.</li> <li>3 Implement the agreed proposals.</li> <li>4 Amend proposal if appropriate.</li> <li>5 Stop the relevant activity of works as determined by the SOR until the exceedance is abated.</li> </ol>

### Event and Action Plan for Landscape and Visual Impact

EVENT ACTION LEVEL	ACTION			
	ET	IEC	ER	Contractor
Design Check	<ul style="list-style-type: none"> <li>Check final design conforms to the requirements of EP and prepare report.</li> </ul>	<ul style="list-style-type: none"> <li>Check report.</li> <li>Recommend remedial design if necessary</li> </ul>	<ul style="list-style-type: none"> <li>Undertake remedial design if necessary</li> </ul>	
Non- conformity on one occasion	<ul style="list-style-type: none"> <li>Identify Source</li> <li>Inform IEC and ER</li> <li>Discuss remedial actions with IEC, ER and Contractor</li> <li>Monitor remedial actions until rectification has been completed</li> </ul>	<ul style="list-style-type: none"> <li>Check report</li> <li>Check Contractor's working method</li> <li>Discuss with ET and Contractor on possible remedial measures</li> <li>Advise ER on effectiveness of proposed remedial measures.</li> <li>Check implementation of remedial measures</li> </ul>	<ul style="list-style-type: none"> <li>Notify Contractor</li> <li>Ensure remedial measures are properly implemented</li> </ul>	<ul style="list-style-type: none"> <li>Amend working methods</li> <li>Rectify damage and undertake any necessary replacement</li> </ul>
Repeated Non-conformity	<ul style="list-style-type: none"> <li>Identify Source</li> <li>Inform IEC and ER</li> <li>Increase monitoring frequency</li> <li>Discuss remedial actions with IEC, ER and Contractor</li> <li>Monitor remedial actions until rectification has been completed</li> <li>If nonconformity stops, cease additional monitoring</li> </ul>	<ul style="list-style-type: none"> <li>Check monitoring report</li> <li>Check Contractor's working method</li> <li>Discuss with ET and Contractor on possible remedial measures</li> <li>Advise ER on effectiveness of proposed remedial measures</li> <li>Supervise implementation of remedial measures</li> </ul>	<ul style="list-style-type: none"> <li>Notify Contractor</li> <li>Ensure remedial measures are properly implemented</li> </ul>	<ul style="list-style-type: none"> <li>Amend working methods</li> <li>Rectify damage and undertake any necessary replacement</li> </ul>

**Event / Action Plan for Cultural Heritage**

Action Level	ET	IC (E)	ER	Contractor
Non- conformity on one occasion	<ol style="list-style-type: none"> <li>1. Identify Source</li> <li>2. Inform the IEC and the ER</li> <li>3. Discuss remedial actions with the IEC, the ER and the Contractor</li> <li>4. Monitor remedial actions until rectification has been completed</li> </ol>	<ol style="list-style-type: none"> <li>1. Check report</li> <li>2. Check the Contractor's working method</li> <li>3. Discuss with the ET and the Contractor on possible remedial measures</li> <li>4. Advise the ER on effectiveness of proposed remedial measures.</li> <li>5. Check implementation of remedial measures.</li> </ol>	<ol style="list-style-type: none"> <li>1. Notify Contractor</li> <li>2. Ensure remedial measures are properly implemented</li> </ol>	<ol style="list-style-type: none"> <li>1. Amend working methods</li> <li>2. Rectify damage and undertake any necessary replacement</li> </ol>
Repeated Non-conformity	<ol style="list-style-type: none"> <li>1. Identify Source</li> <li>2. Inform the IC(E) and the ER</li> <li>3. Increase monitoring frequency</li> <li>4. Discuss remedial actions with the IC(E), the ER and the Contractor</li> <li>5. Monitor remedial actions until</li> <li>6. rectification has been completed</li> <li>7. If exceedance stops, cease additional monitoring</li> </ol>	<ol style="list-style-type: none"> <li>1. Check monitoring report</li> <li>2. Check the Contractor's working method</li> <li>3. Discuss with the ES and the Contractor on possible remedial measures</li> <li>4. Advise the ER on effectiveness of proposed remedial measures</li> <li>5. Supervise implementation of remedial measures.</li> </ol>	<ol style="list-style-type: none"> <li>1. Notify the Contractor</li> <li>2. Ensure remedial measures are properly implemented</li> </ol>	<ol style="list-style-type: none"> <li>1. Amend working methods</li> <li>2. Rectify damage and undertake any necessary replacement</li> </ol>

*Note:*

ET – Environmental Specialist, IEC – Independent Environmental Checker, ER – Engineer’s Representative



### Event / Action Plan for General Ecology

Action Level	ET	IEC	ER	Contractor
Non-conformity on one occasion	<ul style="list-style-type: none"> <li>Identify Source</li> <li>Inform the IEC and the ER</li> <li>Discuss remedial actions with the IEC, the ER and the Contractor</li> <li>Monitor remedial actions until rectification has been completed</li> </ul>	<ul style="list-style-type: none"> <li>Check report</li> <li>Check the Contractor's working method</li> <li>Discuss with the ET and the Contractor on possible remedial measures</li> <li>Advise the ER on effectiveness of proposed remedial measures.</li> <li>Check implementation of remedial measures.</li> </ul>	<ul style="list-style-type: none"> <li>Notify Contractor</li> <li>Ensure remedial measures are properly implemented</li> <li>Consider and instruct, if necessary, the Contractor to slow down or to stop all or part of the works in the case of a serious nonconformity until situation rectified.</li> </ul>	<ul style="list-style-type: none"> <li>Amend working methods</li> <li>Rectify damage and undertake any necessary replacement</li> </ul>
Repeated Non conformity	<ul style="list-style-type: none"> <li>Identify Source</li> <li>Inform the IC(E) and the ER</li> <li>Increase monitoring frequency</li> <li>Discuss remedial actions with the IC(E), the ER and the Contractor</li> <li>Monitor remedial actions until rectification has been completed</li> <li>If exceedance stops, cease additional monitoring</li> </ul>	<ul style="list-style-type: none"> <li>Check monitoring report</li> <li>Check the Contractor's working method</li> <li>Discuss with the ES and the Contractor on possible remedial measures</li> <li>Advise the ER on effectiveness of proposed remedial measures</li> <li>Supervise implementation of remedial measures</li> </ul>	<ul style="list-style-type: none"> <li>Notify the Contractor</li> <li>Ensure remedial measures are properly implemented</li> <li>Consider and instruct, if necessary, the Contractor to slow down or to stop all or part of the works in the case of a serious nonconformity until situation rectified.</li> </ul>	<ul style="list-style-type: none"> <li>Amend working methods</li> <li>Rectify damage and undertake any necessary replacement</li> </ul>

Note:

ET – Environmental Specialist, IC(E) – Independent Checker (Environmental), ER – Engineer's Representative

**Actions in the Event of Landfill Gas being Detected in Excavation / Confined Area**

Parameter	Measurement	Action
Oxygen	< 19%	- Ventilate to restore oxygen to > 19%
	< 18%	- Stop work - Evacuate personnel / prohibit entry - Increase ventilation to restore to > 19%
Methane	> 10% LEL (> 0.5% v/v)	- Prohibit hot work - Ventilate to restore methane to < 10% LEL
	> 20% LEL (>1% v/v)	- Stop work - Evacuate personnel / prohibit entry - Increase ventilation to restore to < 10%
Carbon Dioxide	> 0.5%	- Ventilate to restore oxygen to < 0.5%
	> 1.5%	- Stop work - Evacuate personnel / prohibit entry - Increase ventilation to restore to < 0.5%

## **Appendix G**

### **Monitoring Schedule**

**Impact Monitoring Schedule for May 2016**

Date		Landfill Gas Monitoring	Landscape and Visual Monitoring
Sun	1-May-16		
Mon	2-May-16		
Tue	3-May-16	✓	
Wed	4-May-16	✓	
Thu	5-May-16	✓	
Fri	6-May-16	✓	✓
Sat	7-May-16	✓	
Sun	8-May-16		
Mon	9-May-16	✓	
Tue	10-May-16	✓	
Wed	11-May-16	✓	
Thu	12-May-16	✓	
Fri	13-May-16	✓	✓
Sat	14-May-16	✓	
Sun	15-May-16		
Mon	16-May-16	✓	
Tue	17-May-16	✓	
Wed	18-May-16	✓	
Thu	19-May-16	✓	
Fri	20-May-16	✓	✓
Sat	21-May-16	✓	
Sun	22-May-16		
Mon	23-May-16	✓	
Tue	24-May-16	✓	
Wed	25-May-16	✓	
Thu	26-May-16	✓	
Fri	27-May-16	✓	✓
Sat	28-May-16	✓	
Sun	29-May-16		
Mon	30-May-16	✓	
Tue	31-May-16	✓	

✓	Monitoring Day
	Sunday or Public Holiday

**Impact Monitoring Schedule for June 2016**

Date		Landfill Gas Monitoring	Landscape and Visual Monitoring
Wed	1-June-16	✓	
Thu	2-June-16	✓	
Fri	3-June-16	✓	✓
Sat	4-June-16	✓	
Sun	5-June-16		
Mon	6-June-16	✓	
Tue	7-June-16	✓	
Wed	8-June-16	✓	
Thu	9-June-16		
Fri	10-June-16	✓	✓
Sat	11-June-16	✓	
Sun	12-June-16		
Mon	13-June-16	✓	
Tue	14-June-16	✓	
Wed	15-June-16	✓	
Thu	16-June-16	✓	
Fri	17-June-16	✓	✓
Sat	18-June-16	✓	
Sun	19-June-16		
Mon	20-June-16	✓	
Tue	21-June-16	✓	
Wed	22-June-16	✓	
Thu	23-June-16	✓	
Fri	24-June-16	✓	✓
Sat	25-June-16	✓	
Sun	26-June-16		
Mon	27-June-16	✓	
Tue	28-June-16	✓	
Wed	29-June-16	✓	
Thu	30-June-16	✓	

✓	Monitoring Day
	Sunday or Public Holiday

## **Appendix H**

### **Calibration Certificates of Monitoring Equipment**

# CERTIFICATION OF CALIBRATION



ISSUED BY: GEOTECH LABORATORY

Date Of Calibration: 14-Sep-2015

Certificate Number: G503226\_2/15055



No. 4533

Page 1 of 2 Pages

Approved by Signatory

Dawn Hemings

Laboratory Inspection

## GEOTECHNICAL INSTRUMENTS (UK) LTD

Sovereign House, Queensway, Leamington Spa, Warwickshire, CV31 3JR United Kingdom

Tel: +44 (0) 1926 338111 Fax: +44 (0) 1926 338110

E-mail: [service@geotech.co.uk](mailto:service@geotech.co.uk)

[www.geotechuk.com](http://www.geotechuk.com)

**Customer:** Fugro Geotechnical Services Ltd

Units 6, 8-11  
10/F Worldwide Industrial Centre  
43-47 Shan Mei Street  
Fo Tan  
Sha Tin, N.T.  
HONG KONG

**Description:** BIOGAS 5000

**Model:** BIOGAS 5000

**Serial Number:** G503226

### UKAS Accredited results:

Methane (CH <sub>4</sub> )		
Certified Gas (%)	Instrument Reading (%)	Uncertainty (%)
5.0	4.9	0.41
15.0	14.9	0.64
50.1	49.5	0.94

Carbon Dioxide (CO <sub>2</sub> )		
Certified Gas (%)	Instrument Reading (%)	Uncertainty (%)
5.0	4.9	0.43
15.0	14.9	0.70
49.9	50.6	1.1

Oxygen (O <sub>2</sub> )		
Certified Gas (%)	Instrument Reading (%)	Uncertainty (%)
21.0	21.0	0.31

All concentrations are molar.

CH<sub>4</sub>, CO<sub>2</sub> readings recorded at : 31.5 °C ± 1.5 °C

O<sub>2</sub> reading recorded at : 22.7 °C ± 1.5 °C

Barometric Pressure : 0987 mbar ± 3 mbar

Method of Test : The analyser is calibrated in a temperature controlled chamber using reference gases.

*The reported expanded uncertainty is based on a standard uncertainty multiplied by a coverage factor of k=2, providing a level of confidence of approximately 95%. The uncertainty evaluation has been carried out in accordance with UKAS requirements.*

This certificate is issued in accordance with the laboratory accreditation requirements of the United Kingdom Accreditation Service. It provides traceability of measurement to the SI system of units and/or to units of measurement realised at the National Physical Laboratory or other recognised national metrology institutes. This certificate may not be reproduced other than in full, except with the prior written approval of the issuing laboratory.

## **Appendix I**

### **Landfill Gas Monitoring Results and Graphical Plots**



**Landfill Gas Monitoring Results (Retaining Wall B)**

Monitoring Location	Date	Time	Weather	Temperature (°C)	Methane (%)			Oxygen (%)			Carbon Dioxide (%)		
					Measurement Result	Action Level	Limit Level	Measurement Result	Action Level	Limit Level	Measurement Result	Action Level	Limit Level
Retaining Wall B	3/5/2016	8:20	Rain	23	0.1	10	20	21.1	19	18	0.1	0.5	1.5
	3/5/2016	14:20		31	0.1	10	20	21	19	18	0.1	0.5	1.5
	4/5/2016	8:20	Cloudy	23	0.1	10	20	21.1	19	18	0.1	0.5	1.5
	4/5/2016	14:20		28	0.1	10	20	21.1	19	18	0.2	0.5	1.5
	5/5/2016	8:20	Hazy	26	0.1	10	20	21.1	19	18	0.1	0.5	1.5
	5/5/2016	14:20		31	0.1	10	20	21	19	18	0.2	0.5	1.5
	6/5/2016	8:20	Hazy	27	0.1	10	20	21.1	19	18	0.1	0.5	1.5
	6/5/2016	14:20		30	0.1	10	20	21.1	19	18	0.1	0.5	1.5
	7/5/2016	8:20	Fine	27	0	10	20	21.1	19	18	0.1	0.5	1.5
	7/5/2016	14:20		31	0	10	20	21	19	18	0.2	0.5	1.5
	9/5/2016	8:20	Fine	27	0.1	10	20	21.1	19	18	0.2	0.5	1.5
	9/5/2016	14:20		31	0	10	20	21.2	19	18	0.2	0.5	1.5
	10/5/2016	8:20	Rain	23	0.1	10	20	21.1	19	18	0.2	0.5	1.5
	10/5/2016	14:20		28	0.1	10	20	21.1	19	18	0.1	0.5	1.5
	11/5/2016	8:20	Fine	23	0.1	10	20	21.1	19	18	0.2	0.5	1.5
	11/5/2016	14:20		28	0	10	20	21	19	18	0.1	0.5	1.5
	12/5/2016	8:20	Hazy	23	0.1	10	20	21.1	19	18	0.2	0.5	1.5
	12/5/2016	14:20		27	0.1	10	20	21.1	19	18	0.2	0.5	1.5
	13/5/2016	8:20	Cloudy	24	0.1	10	20	21.1	19	18	0.1	0.5	1.5
	13/5/2016	14:20		28	0.1	10	20	21.1	19	18	0.1	0.5	1.5
	16/5/2016	8:20	Cloudy	22	0.1	10	20	21.1	19	18	0.2	0.5	1.5
	16/5/2016	14:20		27	0.1	10	20	21.1	19	18	0.2	0.5	1.5
	17/5/2016	8:20	Cloudy	23	0.1	10	20	21.1	19	18	0.2	0.5	1.5
	17/5/2016	14:20		25	0	10	20	21.1	19	18	0.1	0.5	1.5
	18/5/2016	8:20	Cloudy	22	0.1	10	20	21.1	19	18	0.1	0.5	1.5
	18/5/2016	14:20		26	0.1	10	20	21.1	19	18	0.1	0.5	1.5
	19/5/2016	8:20	Cloudy	24	0.1	10	20	21.1	19	18	0.1	0.5	1.5
	19/5/2016	14:20		28	0.1	10	20	21.1	19	18	0.2	0.5	1.5
	20/5/2016	8:20	Rain	24	0.1	10	20	21	19	18	0.1	0.5	1.5
	20/5/2016	14:20		26	0	10	20	21	19	18	0.1	0.5	1.5
	21/5/2016	8:20	Rain	24	0.1	10	20	21.1	19	18	0.1	0.5	1.5
	21/5/2016	14:20		28	0.1	10	20	21.1	19	18	0.2	0.5	1.5
	23/5/2016	8:20	Cloudy	25	0	10	20	21.1	19	18	0.2	0.5	1.5
	23/5/2016	14:20		29	0.1	10	20	21.1	19	18	0.2	0.5	1.5
	24/5/2016	8:20	Cloudy	25	0.1	10	20	21.1	19	18	0.1	0.5	1.5
	24/5/2016	14:20		30	0.1	10	20	21.1	19	18	0.1	0.5	1.5
	25/5/2016	8:20	Cloudy	26	0.1	10	20	21.1	19	18	0.2	0.5	1.5
	25/5/2016	14:20		30	0	10	20	21.1	19	18	0.1	0.5	1.5
	26/5/2016	8:20	Cloudy	26	0.1	10	20	21.1	19	18	0.2	0.5	1.5
	26/5/2016	14:20		30	0	10	20	21.1	19	18	0.1	0.5	1.5
27/5/2016	8:20	Rain	26	0.1	10	20	21.1	19	18	0.2	0.5	1.5	
27/5/2016	14:20		29	0.1	10	20	21.1	19	18	0.1	0.5	1.5	
28/5/2016	8:20	Rain	24	0	10	20	21.1	19	18	0.2	0.5	1.5	
28/5/2016	14:20		30	0.1	10	20	21.1	19	18	0.1	0.5	1.5	
30/5/2016	8:20	Cloudy	28	0	10	20	21.1	19	18	0.2	0.5	1.5	
30/5/2016	14:20		32	0	10	20	21	19	18	0.2	0.5	1.5	
31/5/2016	8:20	Hazy	28	0.1	10	20	21.1	19	18	0.1	0.5	1.5	
31/5/2016	14:20		32	0.1	10	20	21	19	18	0.1	0.5	1.5	

**Remark:**

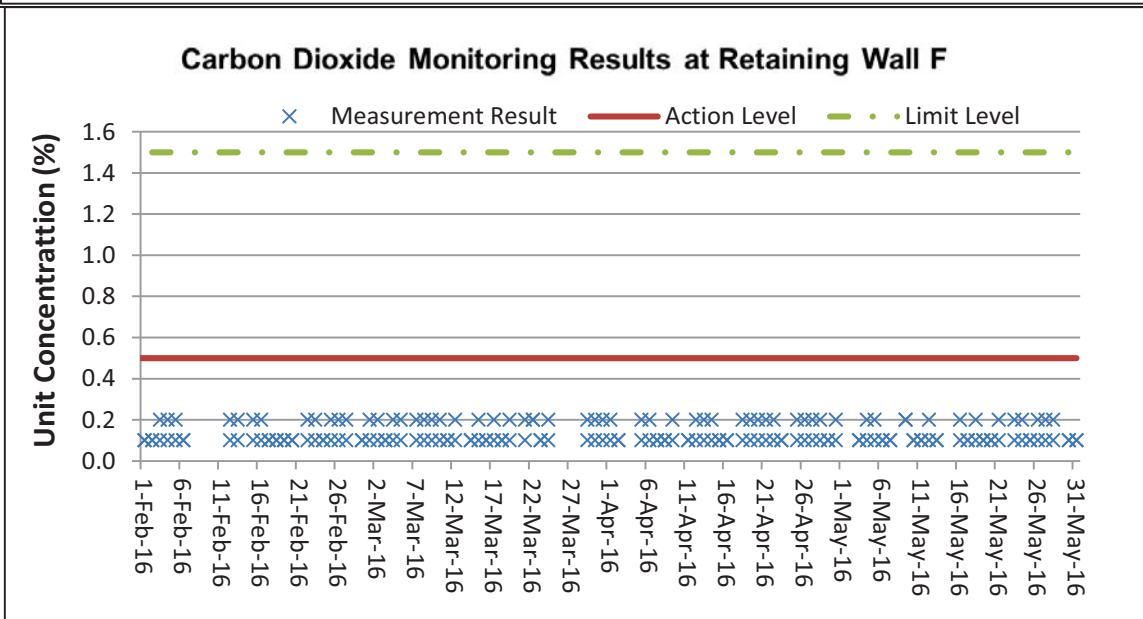
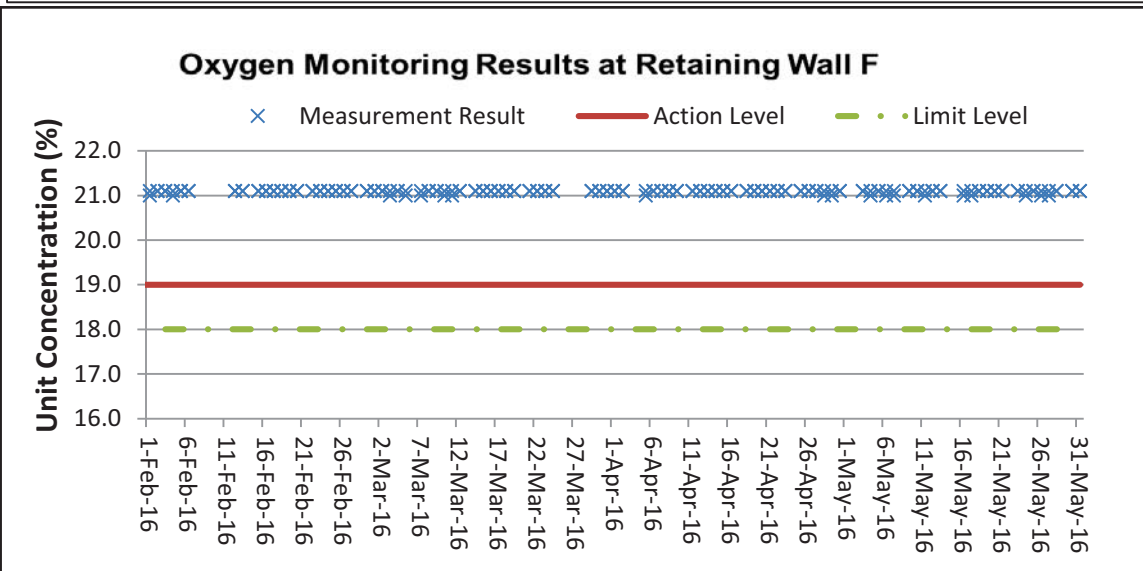
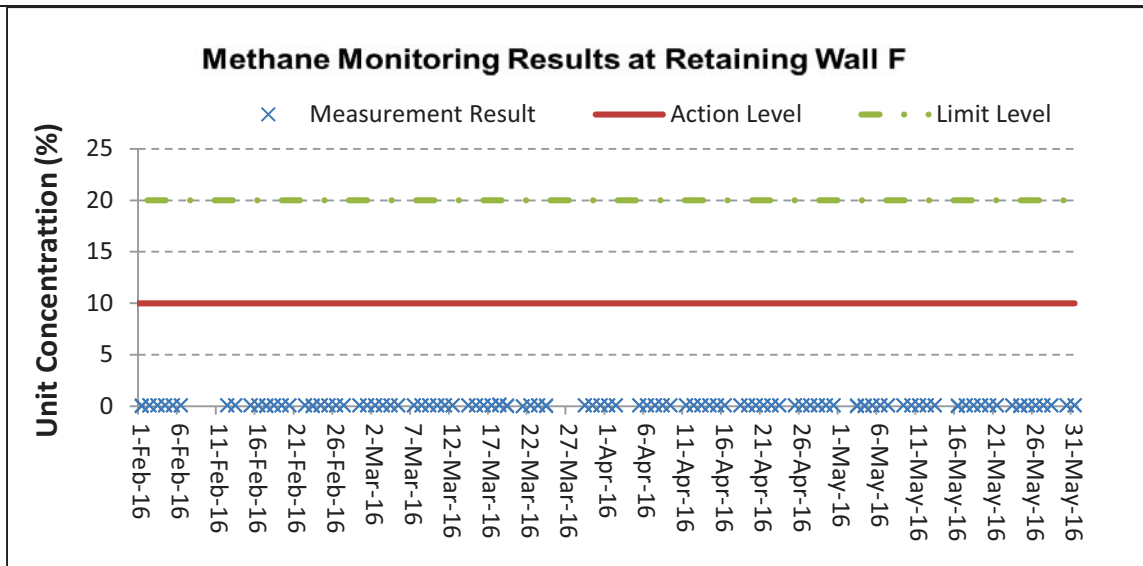
Parameter	Criteria	Measurement
Oxygen	Action Level	< 19%
	Limit Level	< 18%
Methane	Action Level	> 10% LEL (> 0.5% v/v)
	Limit Level	> 20% LEL (>1% v/v)
Carbon Dioxide	Action Level	> 0.5%
	Limit Level	> 1.5%

**Landfill Gas Monitoring Results (Retaining Wall F)**

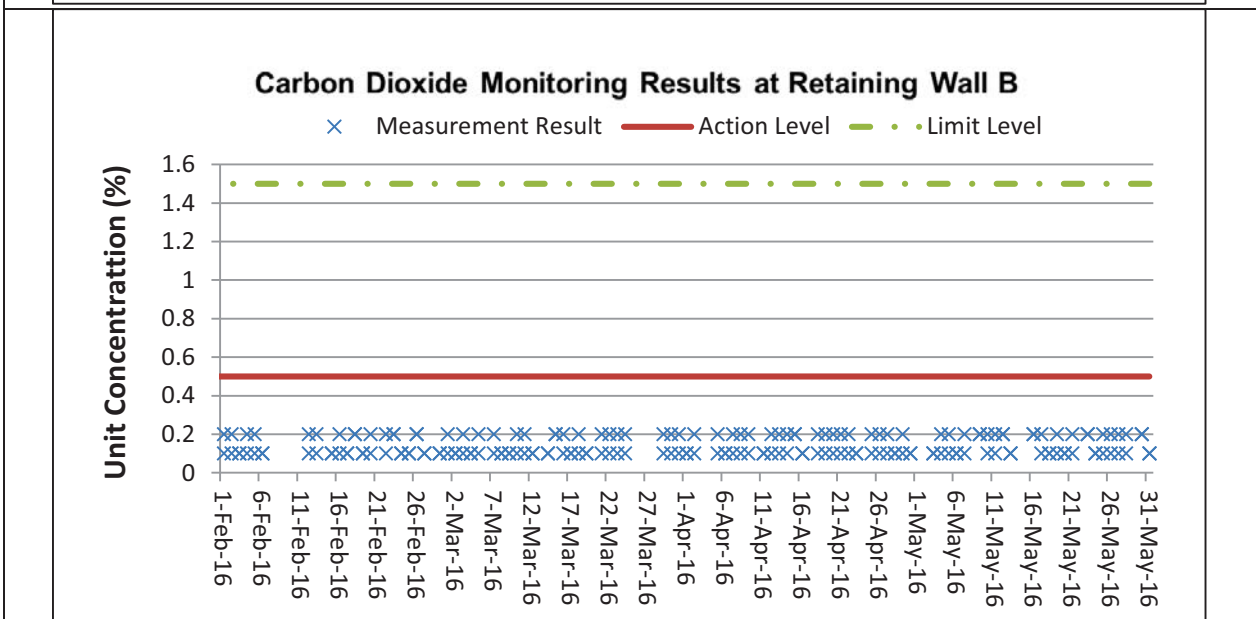
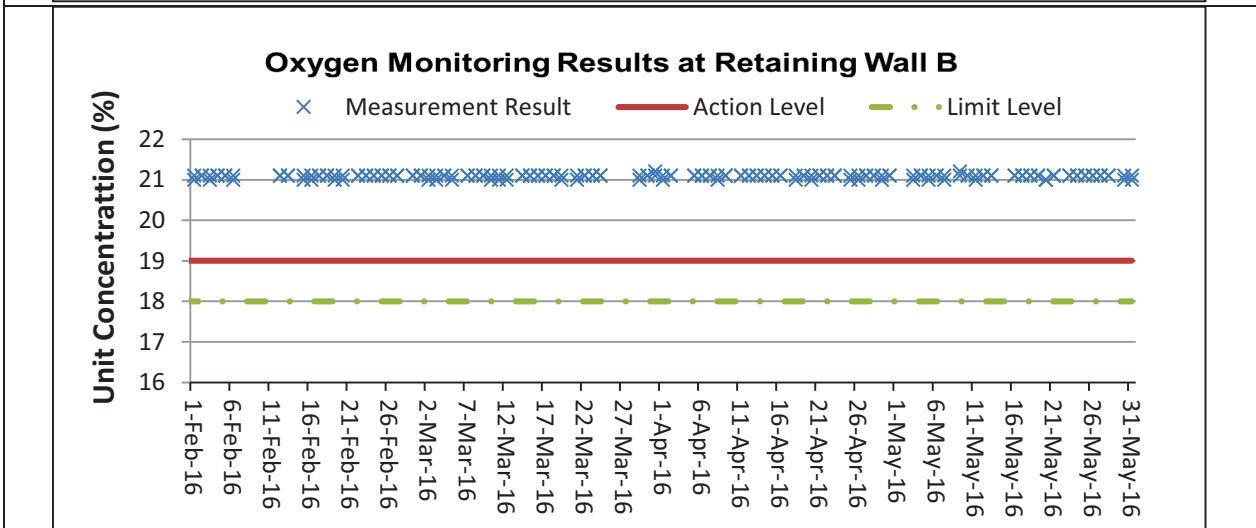
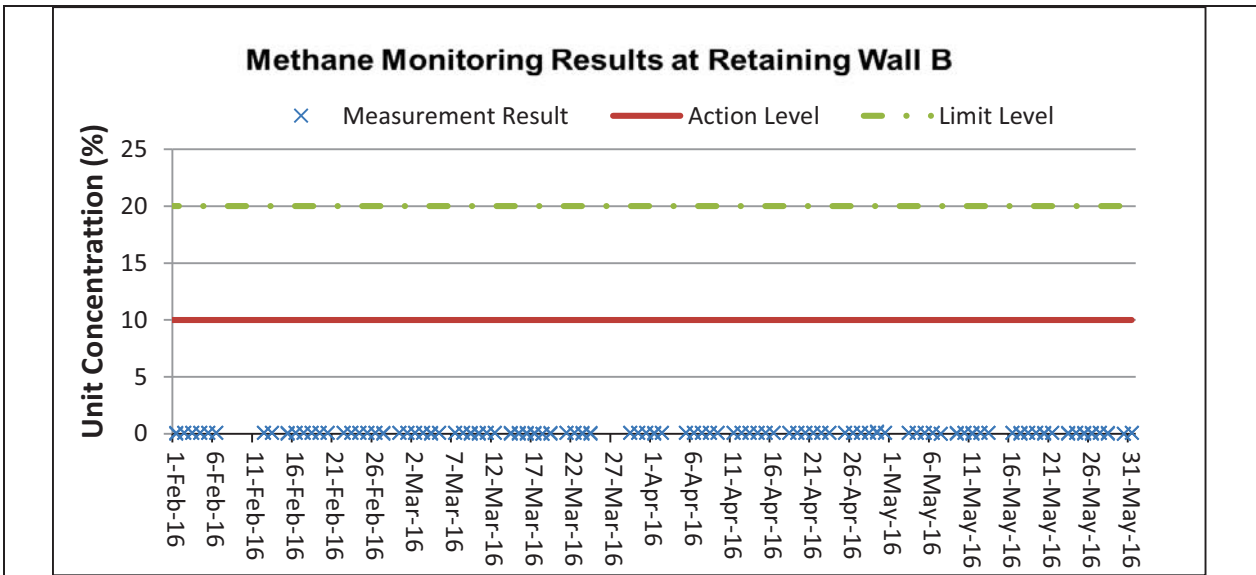
Monitoring Location	Date	Time	Weather	Temperature (°C)	Methane (%)			Oxygen (%)			Carbon Dioxide (%)		
					Measurement Result	Action Level	Limit Level	Measurement Result	Action Level	Limit Level	Measurement Result	Action Level	Limit Level
Retaining Wall F	3/5/2016	8:00		23	0.1	10	20	21.1	19	18	0.1	0.5	1.5
	3/5/2016	14:00	Rain	31	0	10	20	21.1	19	18	0.1	0.5	1.5
	4/5/2016	8:00	Cloudy	23	0.1	10	20	21.1	19	18	0.2	0.5	1.5
	4/5/2016	14:00		28	0	10	20	21	19	18	0.1	0.5	1.5
	5/5/2016	8:00	Hazy	26	0.1	10	20	21.1	19	18	0.2	0.5	1.5
	5/5/2016	14:00		31	0.1	10	20	21.1	19	18	0.1	0.5	1.5
	6/5/2016	8:00	Hazy	27	0.1	10	20	21	19	18	0.1	0.5	1.5
	6/5/2016	14:00		30	0.1	10	20	21.1	19	18	0.1	0.5	1.5
	7/5/2016	8:00	Fine	27	0.1	10	20	21.1	19	18	0.1	0.5	1.5
	7/5/2016	14:00		31	0.1	10	20	21	19	18	0.1	0.5	1.5
	9/5/2016	8:00	Fine	27	0.1	10	20	21.1	19	18	0.2	0.5	1.5
	9/5/2016	14:00		31	0.1	10	20	21.1	19	18	0.2	0.5	1.5
	10/5/2016	8:00	Rain	23	0.1	10	20	21.1	19	18	0.1	0.5	1.5
	10/5/2016	14:00		28	0.1	10	20	21.1	19	18	0.1	0.5	1.5
	11/5/2016	8:00	Fine	23	0.1	10	20	21.1	19	18	0.1	0.5	1.5
	11/5/2016	14:00		28	0.1	10	20	21	19	18	0.1	0.5	1.5
	12/5/2016	8:00	Hazy	23	0.1	10	20	21.1	19	18	0.2	0.5	1.5
	12/5/2016	14:00		27	0.1	10	20	21.1	19	18	0.1	0.5	1.5
	13/5/2016	8:00	Cloudy	24	0.1	10	20	21.1	19	18	0.1	0.5	1.5
	13/5/2016	14:00		28	0.1	10	20	21.1	19	18	0.1	0.5	1.5
	16/5/2016	8:00	Cloudy	22	0.1	10	20	21.1	19	18	0.1	0.5	1.5
	16/5/2016	14:00		27	0	10	20	21	19	18	0.2	0.5	1.5
	17/5/2016	8:00	Cloudy	23	0.1	10	20	21.1	19	18	0.1	0.5	1.5
	17/5/2016	14:00		25	0.1	10	20	21	19	18	0.1	0.5	1.5
	18/5/2016	8:00	Cloudy	22	0.1	10	20	21.1	19	18	0.2	0.5	1.5
	18/5/2016	14:00		26	0.1	10	20	21.1	19	18	0.1	0.5	1.5
	19/5/2016	8:00	Cloudy	24	0.1	10	20	21.1	19	18	0.1	0.5	1.5
	19/5/2016	14:00		28	0.1	10	20	21.1	19	18	0.1	0.5	1.5
	20/5/2016	8:00	Rain	24	0.1	10	20	21.1	19	18	0.1	0.5	1.5
	20/5/2016	14:00		26	0.1	10	20	21.1	19	18	0.1	0.5	1.5
	21/5/2016	8:00	Rain	24	0.1	10	20	21.1	19	18	0.1	0.5	1.5
21/5/2016	14:00	28		0.1	10	20	21.1	19	18	0.2	0.5	1.5	
23/5/2016	8:00	Cloudy	25	0.1	10	20	21.1	19	18	0.1	0.5	1.5	
23/5/2016	14:00		29	0.1	10	20	21.1	19	18	0.2	0.5	1.5	
24/5/2016	8:00	Cloudy	25	0.1	10	20	21.1	19	18	0.1	0.5	1.5	
24/5/2016	14:00		30	0	10	20	21	19	18	0.2	0.5	1.5	
25/5/2016	8:00	Cloudy	26	0.1	10	20	21.1	19	18	0.1	0.5	1.5	
25/5/2016	14:00		30	0.1	10	20	21.1	19	18	0.1	0.5	1.5	
26/5/2016	8:00	Cloudy	26	0.1	10	20	21.1	19	18	0.1	0.5	1.5	
26/5/2016	14:00		30	0.1	10	20	21	19	18	0.2	0.5	1.5	
27/5/2016	8:00	Rain	26	0.1	10	20	21.1	19	18	0.2	0.5	1.5	
27/5/2016	14:00		29	0.1	10	20	21	19	18	0.1	0.5	1.5	
28/5/2016	8:00	Rain	24	0.1	10	20	21.1	19	18	0.2	0.5	1.5	
28/5/2016	14:00		30	0.1	10	20	21.1	19	18	0.1	0.5	1.5	
30/5/2016	8:00	Cloudy	28	0.1	10	20	21.1	19	18	0.1	0.5	1.5	
30/5/2016	14:00		32	0.1	10	20	21.1	19	18	0.1	0.5	1.5	
31/5/2016	8:00	Hazy	28	0.1	10	20	21.1	19	18	0.1	0.5	1.5	
31/5/2016	14:00		32	0.1	10	20	21.1	19	18	0.1	0.5	1.5	

**Remark:**

Parameter	Criteria	Measurement
Oxygen	Action Level	< 19%
	Limit Level	< 18%
Methane	Action Level	> 10% LEL (> 0.5% v/v)
	Limit Level	> 20% LEL (>1% v/v)
Carbon	Action Level	> 0.5%
Dioxide	Limit Level	> 1.5%



Annotation:  
 During 1 February to 31 May 2016, major construction activity was construction of retaining wall F and the specified works included excavation, rock breaking, blinding, formworking, steel-fixing and concreting. The weather condition varied from sunny to rainy. The monitoring data was provided by the Contractor followed to their QA/QC control.



**Annotation:**

During 1 February to 31 May 2016, major construction activity was construction of retaining wall B and the specified works included excavation, rock breaking, blinding, formworking, steel-fixing and concreting. The weather condition varied from sunny to rainy. The monitoring data was provided by the Contractor followed to their QA/QC control.

## **Appendix J**

### **Investigation Report for Exceedance**

**(Not Used)**

## **Appendix K**

### **Checklist for Landscape and Visual Monitoring**

Contract No. HY/2013/12

Tuen Mun – Chek Lap Kok Link – Northern Connection Toll Plaza and Associated Works

Landscape and Visual Checklist



中國路橋  
CRBC



Monitoring Date: 6<sup>th</sup> May 2016


Item	Environmental Protection Measures	Location/ Timing	Implementation Agent	Status				Remarks
				A	UA	IR	NA	
1	Existing trees on boundary of the Project Area shall be carefully protected during construction. Detailed Tree Protection Specification shall be provided in the Contract Specification. Under this specification, the Contractor shall be required to submit, for approval, a detailed working method statement for the protection of trees prior to undertaking any works adjacent to all retained trees, including trees in contractor's works areas. (Tree protection measures will be detailed at Tree Removal Application stage)	All areas / During construction	Design Consultant/ Contractor	√				
2	Trees unavoidably affected by the works shall be transplanted where practical. Trees will be transplanted straight to their final receptor site and not held in a temporary nursery. A detailed Tree Transplanting Specification shall be provided in the Contract Specification. Sufficient time for necessary tree root and crown preparation periods shall be allowed in the project programme	All areas / During construction	Design Consultant/ Contractor				√	Tree Transplanting Specification has been specified in P.S., no transplantation works has been carried out at this stage.
3	Hillside and roadside screen planting to proposed roads, associated structures and slope works	All areas / During construction	Design Consultant/ Contractor				√	Construction of roads not commenced yet
4	Hydroseeding or sheeting of soil stockpiles with visually unobtrusive material (in earth tone)	All areas / During construction	Design Consultant/ Contractor	√				
5	Screening of construction works by hoardings around works area in visually unobtrusive colours, to screen works	All areas / During construction	Design Consultant/ Contractor				√	For some area, erection of hoarding was not feasible due to



									the limitation of traffic sight line; water barrier with panel was used to screen works.
6	Control night-time lighting and glare by hooding all lights	All areas / During construction	Design Consultant/ Contractor	√					Only temporary traffic management lighting was applied.
7	Ensure no run-off into water body adjacent to the Project Area	All areas / During construction	Design Consultant/ Contractor	√					
8	Avoidance of excessive height and bulk of buildings and structures	All areas / During construction	Design Consultant/ Contractor					√	No high-rise building would be constructed.
9	Recycle/Reuse all felled trees and vegetation, e.g. mulching	All areas / During construction	Design Consultant/ Contractor	√					Recycle of trees carried out licensed recycler was conducted.
10	Compensatory tree planting shall be provided to the satisfaction of relevant Government departments. Required numbers and locations of compensatory trees shall be determined and agreed separately with Government during the Tree Felling Application process under ETWBTC 3/2006	All areas / During construction	Design Consultant/ Contractor					√	Compensatory planting will be carry out in later stage of the project.

Legend: A=Acceptable, UA= Unacceptable, IR=Improvement Required, N/A=Not Applicable

Note: All item reference to Technical Memorandum on Environmental Impact Assessment, TM-CLKL EIA Section 10.9 & Project EM&A Manual Section 7.6

Checked and Monitored by:  Chung Koon Wah Albert (RLA) No. R-150 (Date) 10/6/2016

Checked by:  (ET) 10.6.2016 (Date)

Checked by:  (IEC) 14 June 2016 (Date)



Item 1. Existing trees on boundary of the Project Area should be protected carefully during construction.



Item 4. Hydro-seeding or sheeting provided at stockpile.



Item 5. Hoarding with panel around works area & Item 6. Temporary traffic management lighting.



Item 7. Ensure no run-off into water body.



Item 9. Recycle of felled trees as facilities to reuse.

Contract No. HY/2013/12

Tuen Mun – Chek Lap Kok Link – Northern Connection Toll Plaza and Associated Works

Landscape and Visual Checklist



中國路橋  
CRBC



Monitoring Date: 13<sup>th</sup> May 2016

Item	Environmental Protection Measures	Location/ Timing	Implementation Agent	Status				Remarks
				A	UA	IR	NA	
1	Existing trees on boundary of the Project Area shall be carefully protected during construction. Detailed Tree Protection Specification shall be provided in the Contract Specification. Under this specification, the Contractor shall be required to submit, for approval, a detailed working method statement for the protection of trees prior to undertaking any works adjacent to all retained trees, including trees in contractor's works areas. (Tree protection measures will be detailed at Tree Removal Application stage)	All areas / During construction	Design Consultant/ Contractor	√				
2	Trees unavoidably affected by the works shall be transplanted where practical. Trees will be transplanted straight to their final receptor site and not held in a temporary nursery. A detailed Tree Transplanting Specification shall be provided in the Contract Specification. Sufficient time for necessary tree root and crown preparation periods shall be allowed in the project programme	All areas / During construction	Design Consultant/ Contractor				√	Tree Transplanting Specification has been specified in P.S., no transplantation works has been carried out at this stage.
3	Hillside and roadside screen planting to proposed roads, associated structures and slope works	All areas / During construction	Design Consultant/ Contractor				√	Construction of roads not commenced yet
4	Hydroseeding or sheeting of soil stockpiles with visually unobtrusive material (in earth tone)	All areas / During construction	Design Consultant/ Contractor	√				
5	Screening of construction works by hoardings around works area in visually unobtrusive colours, to screen works	All areas / During construction	Design Consultant/ Contractor				√	For some area, erection of hoarding was not feasible due to

									the limitation of traffic sight line; water barrier with panel was used to screen works.
6	Control night-time lighting and glare by hooding all lights	All areas / During construction	Design Consultant/ Contractor	√					Only temporary traffic management lighting was applied.
7	Ensure no run-off into water body adjacent to the Project Area	All areas / During construction	Design Consultant/ Contractor	√					
8	Avoidance of excessive height and bulk of buildings and structures	All areas / During construction	Design Consultant/ Contractor					√	No high-rise building would be constructed.
9	Recycle/Reuse all felled trees and vegetation, e.g. mulching	All areas / During construction	Design Consultant/ Contractor	√					Recycle of trees carried out licensed recycler was conducted.
10	Compensatory tree planting shall be provided to the satisfaction of relevant Government departments. Required numbers and locations of compensatory trees shall be determined and agreed separately with Government during the Tree Felling Application process under ETWBTC 3/2006	All areas / During construction	Design Consultant/ Contractor					√	Compensatory planting will be carry out in later stage of the project.

Legend: A=Acceptable, UA= Unacceptable, IR=Improvement Required, N/A=Not Applicable

Note: All item reference to Technical Memorandum on Environmental Impact Assessment, TM-CLKL EIA Section 10.9 & Project EM&A Manual Section 7.6

Checked and Monitored by:  **Chung Koon Wah Albert** (RLA) No. R-150 (Date) 10/6/2016

Checked by:  (ET) 14.6.2016 (Date)

Checked by:  (IEC) 14 June 2016 (Date)



13-05-2016

Item 1. Existing trees on boundary of the Project Area should be protected carefully during construction.



13-05-2016

Item 4. Hydro-seeding or sheeting provided at stockpile.



Item 5. Hoarding with panel around works area & Item 6. Temporary traffic management lighting.



Item 7. Ensure no run-off into water body.





Item 9. Recycle of felled trees as facilities to reuse.

Contract No. HY/2013/12

Tuen Mun – Chek Lap Kok Link – Northern Connection Toll Plaza and Associated Works

Landscape and Visual Checklist



中國路橋  
CRBC




Monitoring Date: 20<sup>th</sup> May 2016

Item	Environmental Protection Measures	Location/ Timing	Implementation Agent	Status				Remarks
				A	UA	IR	NA	
1	Existing trees on boundary of the Project Area shall be carefully protected during construction. Detailed Tree Protection Specification shall be provided in the Contract Specification. Under this specification, the Contractor shall be required to submit, for approval, a detailed working method statement for the protection of trees prior to undertaking any works adjacent to all retained trees, including trees in contractor's works areas. (Tree protection measures will be detailed at Tree Removal Application stage)	All areas / During construction	Design Consultant/ Contractor	√				
2	Trees unavoidably affected by the works shall be transplanted where practical. Trees will be transplanted straight to their final receptor site and not held in a temporary nursery. A detailed Tree Transplanting Specification shall be provided in the Contract Specification. Sufficient time for necessary tree root and crown preparation periods shall be allowed in the project programme	All areas / During construction	Design Consultant/ Contractor				√	Tree Transplanting Specification has been specified in P.S., no transplantation works has been carried out at this stage.
3	Hillside and roadside screen planting to proposed roads, associated structures and slope works	All areas / During construction	Design Consultant/ Contractor				√	Construction of roads not commenced yet
4	Hydroseeding or sheeting of soil stockpiles with visually unobtrusive material (in earth tone)	All areas / During construction	Design Consultant/ Contractor	√				
5	Screening of construction works by hoardings around works area in visually unobtrusive colours, to screen works	All areas / During construction	Design Consultant/ Contractor				√	For some area, erection of hoarding was not feasible due to

									the limitation of traffic sight line; water barrier with panel was used to screen works.
6	Control night-time lighting and glare by hooding all lights	All areas / During construction	Design Consultant/ Contractor	√					Only temporary traffic management lighting was applied.
7	Ensure no run-off into water body adjacent to the Project Area	All areas / During construction	Design Consultant/ Contractor	√					
8	Avoidance of excessive height and bulk of buildings and structures	All areas / During construction	Design Consultant/ Contractor					√	No high-rise building would be constructed.
9	Recycle/Reuse all felled trees and vegetation, e.g. mulching	All areas / During construction	Design Consultant/ Contractor	√					Recycle of trees carried out licensed recycler was conducted.
10	Compensatory tree planting shall be provided to the satisfaction of relevant Government departments. Required numbers and locations of compensatory trees shall be determined and agreed separately with Government during the Tree Felling Application process under ETWBTC 3/2006	All areas / During construction	Design Consultant/ Contractor					√	Compensatory planting will be carry out in later stage of the project.

Legend: A=Acceptable, UA= Unacceptable, IR=Improvement Required, N/A=Not Applicable

Note: All item reference to Technical Memorandum on Environmental Impact Assessment, TM-CLKL EIA Section 10.9 & Project EM&A Manual Section 7.6

Checked and Monitored by:  Chung Koon Wah Albert (RLA) No. R-150 (Date) 10/6/2016

Checked by:  (ET) 14.6.2016 (Date)

Checked by:  (IEC) 14 June 2016 (Date)



Item 1. Existing trees on boundary of the Project Area have been protected carefully during construction.



Item 4. Hydro-seeding or sheeting provided at stockpile.



Item 5. Hoarding with panel around works area & Item 6. Temporary traffic management lighting.



Item 7. Ensure no run-off into water body.



Item 9. Recycle of felled trees as facilities to reuse.

Contract No. HY/2013/12

Tuen Mun – Chek Lap Kok Link – Northern Connection Toll Plaza and Associated Works

Landscape and Visual Checklist



中國路橋  
CRBC




Monitoring Date: 27<sup>th</sup> May 2016

Item	Environmental Protection Measures	Location/ Timing	Implementation Agent	Status				Remarks
				A	UA	IR	NA	
1	Existing trees on boundary of the Project Area shall be carefully protected during construction. Detailed Tree Protection Specification shall be provided in the Contract Specification. Under this specification, the Contractor shall be required to submit, for approval, a detailed working method statement for the protection of trees prior to undertaking any works adjacent to all retained trees, including trees in contractor's works areas. (Tree protection measures will be detailed at Tree Removal Application stage)	All areas / During construction	Design Consultant/ Contractor	√				
2	Trees unavoidably affected by the works shall be transplanted where practical. Trees will be transplanted straight to their final receptor site and not held in a temporary nursery. A detailed Tree Transplanting Specification shall be provided in the Contract Specification. Sufficient time for necessary tree root and crown preparation periods shall be allowed in the project programme	All areas / During construction	Design Consultant/ Contractor				√	Tree Transplanting Specification has been specified in P.S., no transplantation works has been carried out at this stage.
3	Hillside and roadside screen planting to proposed roads, associated structures and slope works	All areas / During construction	Design Consultant/ Contractor				√	Construction of roads not commenced yet
4	Hydroseeding or sheeting of soil stockpiles with visually unobtrusive material (in earth tone)	All areas / During construction	Design Consultant/ Contractor	√				
5	Screening of construction works by hoardings around works area in visually unobtrusive colours, to screen works	All areas / During construction	Design Consultant/ Contractor				√	For some area, erection of hoarding was not feasible due to

								the limitation of traffic sight line; water barrier with panel with panel was used to screen works.
6	Control night-time lighting and glare by hooding all lights	All areas / During construction	Design Consultant/ Contractor	√				Only temporary traffic management lighting was applied.
7	Ensure no run-off into water body adjacent to the Project Area	All areas / During construction	Design Consultant/ Contractor	√				
8	Avoidance of excessive height and bulk of buildings and structures	All areas / During construction	Design Consultant/ Contractor				√	No high-rise building would be constructed.
9	Recycle/Reuse all felled trees and vegetation, e.g. mulching	All areas / During construction	Design Consultant/ Contractor	√				Recycle of trees carried out licensed recycler was conducted.
10	Compensatory tree planting shall be provided to the satisfaction of relevant Government departments. Required numbers and locations of compensatory trees shall be determined and agreed separately with Government during the Tree Felling Application process under ETWBTC 3/2006	All areas / During construction	Design Consultant/ Contractor				√	Compensatory planting will be carry out in later stage of the project.

Legend: A=Acceptable, UA= Unacceptable, IR=Improvement Required, N/A=Not Applicable

Note: All item reference to Technical Memorandum on Environmental Impact Assessment, TM-CLKL EIA Section 10.9 & Project EM&A Manual Section 7.6

Checked and Monitored by:  Chung Koon Wah Albert (RLA) No. R-150 (Date) 10/6/2016


Checked by:  (ET) 14.6.2016 (Date)

Checked by:  (IEC) 14 June 2016 (Date)





Item 1. Existing trees on boundary of the Project Area have been protected carefully during construction.



Item 4. Hydro-seeding or sheeting provided at stockpile.



Item 5. Hoarding with panel around works area & Item 6. Temporary traffic management lighting.



Item 7. Ensure no run-off into water body.



Item 9. Recycle of felled trees as facilities to reuse.

## **Appendix L**

### **Monthly Summary Waste Flow Table**

**Appendix A –Monthly Waste Flow Table**

**Monthly Summary Waste Flow Table for 2016 (year)**

Month	Annual Quantities of Inert C&D Materials Generated Monthly						Annual Quantities of C&D Wastes Generated Monthly				
	Total Quantity Generated	Broken Concrete	Reused in the Contract	Reused in other Projects	Disposed as Public Fill	Imported Fill	Metals	Paper / cardboard packaging	Plastics & Rubber (see note 2)	Chemical Waste	Others (general refuse)
	(in '000m <sup>3</sup> )	(in '000m <sup>3</sup> )	(in '000m <sup>3</sup> )	(in '000m <sup>3</sup> )	(in '000m <sup>3</sup> )	(in '000m <sup>3</sup> )	(in '000kg)	(in '000kg)	(in '000kg)	(in '000kg)	(in '000m <sup>3</sup> )
Jan	32.146	0.000	12.964	18.171	0.922	0	0.000	0.000	0.000	0.000	0.089
Feb	14.751	0.000	7.894	5.755	1.036	0	0.000	0.000	0.000	0.000	0.066
Mar	23.310	0.000	16.333	6.392	0.496	0	0.000	0.000	0.000	0.000	0.089
Apr	20.350	0.000	15.186	4.939	0.071	0	0.000	0.000	0.000	0.000	0.154
May	14.259	0.000	11.511	2.658	0	0	0.000	0.000	0.000	0.000	0.09
June											
Sub-total	104.816	0.000	63.888	37.915	2.525	0.000	0.000	0.000	0.000	0.000	0.488
July											
Aug											
Sept											
Oct											
Nov											
Dec											
Total	104.816	0.000	63.888	37.915	2.525	0.000	0.000	0.000	0.000	0.000	0.488

Notes:

- 1 The waste flow table shall also include C&D materials that are specified in the contract to be imported for use at the Site.
- 2 Plastics refer to plastic bottles/containers, plastic sheets/foam from packaging materials.
- 3 Broken concrete for recycling into aggregates.

## **Appendix M**

### **Environmental Mitigation and Enhancement Measures Implementation Schedule (EMIS)**

**CONTRACT NO. HY/2013/12**

**TUEN MUN – CHECK LAP KOK LINK – NORTHERN CONNECTION TOLL PLAZA AND ASSOCIATED WORKS  
ENVIRONMENTAL MITIGATION AND ENHANCEMENT MEASURE IMPLEMENTATION SCHEDULE**

Air Quality									
EIA reference	EM&A Manual reference	Environmental Protection Measures	Location/ Timing	Implementation Agent	Relevant Standard or Requirement	Implementation Stages			Status *
						D	C	O	
4.8.1	3.8	An effective watering programme of twice daily watering with complete coverage, is estimated to reduce by 50%. This is recommended for all areas in order to reduce dust levels to a minimum;	All areas / throughout construction period	Contractor	TMEIA Avoid smoke impacts and disturbance		Y		✓
4.8.1	3.8	Watering of the construction sites in Lantau for 8 times/day and in Tuen Mun for 12 times/day to reduce dust emissions by 87.5% and 91.7% respectively and shall be undertaken.	All areas / throughout construction period	Contractor	TMEIA Avoid dust generation		Y		✓
4.8.1	3.8	The Contractor shall, to the satisfaction of the Engineer, install effective dust suppression measures and take such other measures as may be necessary to ensure that at the Site boundary and any nearby sensitive receiver, dust levels are kept to acceptable levels.	All areas / throughout construction period	Contractor	TMEIA Avoid dust generation		Y		✓
4.8.1	3.8	The Contractor shall not burn debris or other materials on the works areas.	All areas / throughout construction period	Contractor	TMEIA Avoid dust generation		Y		✓
4.8.1	3.8	In hot, dry or windy weather, the watering programme shall maintain all exposed road surfaces and dust sources wet.	All unpaved haul roads / throughout construction period in hot, dry or windy weather	Contractor	TMEIA Avoid smoke impacts and disturbance		Y		<>
4.8.1	3.8	Where breaking of oversize rock/concrete is required, watering shall be implemented to control dust. Water spray shall be used during the handling of fill material at the site and at active cuts, excavation and fill sites where dust is likely to be created.	All areas / throughout construction period	Contractor	TMEIA Avoid dust generation		Y		<>
4.8.1	3.8	Open dropping heights for excavated materials shall be controlled to a maximum height of 2m to minimise the fugitive dust arising from unloading.	All areas / throughout construction period	Contractor	TMEIA Avoid dust generation		Y		✓

**CONTRACT NO. HY/2013/12**

**TUEN MUN – CHECK LAP KOK LINK – NORTHERN CONNECTION TOLL PLAZA AND ASSOCIATED WORKS  
ENVIRONMENTAL MITIGATION AND ENHANCEMENT MEASURE IMPLEMENTATION SCHEDULE**

4.8.1	3.8	During transportation by truck, materials shall not be loaded to a level higher than the side and tail boards, and shall be dampened or covered before transport.	All areas / throughout construction period	Contractor	TMEIA Avoid dust generation		Y		✓
4.8.1	3.8	Materials having the potential to create dust shall not be loaded to a level higher than the side and tail boards, and shall be covered by a clean tarpaulin. The tarpaulin shall be properly secured and shall extend at least 300mm over the edges of the side and tail boards.	All areas / throughout construction period	Contractor	TMEIA Avoid dust generation		Y		✓
4.8.1	3.8	No earth, mud, debris, dust and the like shall be deposited on public roads. Wheel washing facility shall be usable prior to any earthworks excavation activity on the site.	construction period	Contractor	TMEIA Avoid dust generation		Y		✓
4.8.1	3.8	Areas of exposed soil shall be minimized to areas in which works have been completed shall be restored as soon as is practicable.	All exposed surfaces / throughout construction period	Contractor	TMEIA Avoid dust generation		Y		✓
4.8.1	3.8	All stockpiles of aggregate or spoil shall be enclosed or covered and water applied in dry or windy condition.	All areas / throughout construction period	Contractor	TMEIA Avoid dust generation		Y		✓
4.11	Section 3	EM&A in the form of 1 hour and 24 hour dust monitoring and site audit	All representative existing ASRs / throughout construction period	Contractor	EM&A Manual		Y		✓

**Cultural Heritage**

EIA reference	EM&A Manual reference	Environmental Protection Measures	Location/ Timing	Implementation Agent	Relevant Standard or Requirement	Implementation Stages			Status
						D	C	O	
11.8	Section 9	EM&A in the form of audit of the mitigation measures	All areas / throughout construction period	Highways Department	EIAO-TM		Y		✓

**Ecology**

EIA reference	EM&A Manual reference	Environmental Protection Measures	Location/ Timing	Implementation Agent	Relevant Standard or Requirement	Implementation Stages			Status
						D	C	O	



**CONTRACT NO. HY/2013/12**

**TUEN MUN – CHECK LAP KOK LINK – NORTHERN CONNECTION TOLL PLAZA AND ASSOCIATED WORKS  
ENVIRONMENTAL MITIGATION AND ENHANCEMENT MEASURE IMPLEMENTATION SCHEDULE**

7.13#	6.3, 6.5#	Fencing or other physical barriers for protection of Pitcher Plant around Zones 8, 9 and 10 and the temporary nursery site	Tuen Mun Area 46 shrubland/ Detailed/ Prior to construction	Design Consultant/ Contractor	TMEIA	Y	Y		✓
7.13	6.5	Audit Pitcher Plant protection measures	Tuen Mun Area 46	Contractor	TMEIA		Y		✓
7.13	6.5	The loss of habitat shall be supplemented by enhancement planting in accordance with the landscape mitigation schedule.	All areas / As soon as accessible	Contractor	TMEIA		Y		✓
7.13	6.5	Spoil heaps shall be covered at all times.	All areas / Throughout construction period	Contractor	TMEIA		Y		✓
7.13	6.5	Avoid damage and disturbance to the remaining and surrounding natural habitat	All areas / Throughout construction period	Contractor	TMEIA		Y		✓
7.13	6.5	Placement of equipment in designated areas within the existing disturbed land	All areas / Throughout construction period	Contractor	TMEIA		Y		✓
7.13	6.5	Disturbed areas to be reinstated immediately after completion of the works.	All areas / Throughout construction period	Contractor	TMEIA		Y		✓
7.13	6.5	Construction activities should be restricted to the proposed works boundary	All areas / Throughout construction	Contractor	TMEIA		Y		✓

**Landfill Gas Hazard Assessment**

EIA reference	EM&A Manual reference	Environmental Protection Measures	Location/ Timing	Implementation Agent	Relevant Standard or Requirement	Implementation Stages			Status
						D	C	O	
14.12.2	14.2	<u>Appointment of Safety Officer</u> Appoint a properly trained safety officer and provide with appropriate equipment to measure and monitor LFG hazard. The monitoring frequency and areas to be monitored should be set down prior to commencement of ground-works either by the Safety Officer or an approved and appropriately qualified person.	Construction Stage	Contractor	EPD/TR8/97 - Landfill Gas Hazard Assessment Guidance Note		Y		✓
14.12.2	-	<u>Safety Measures - Excavation</u>	Construction Stage	Contractor	EPD/TR8/97 -		Y		✓

**CONTRACT NO. HY/2013/12**

**TUEN MUN – CHECK LAP KOK LINK – NORTHERN CONNECTION TOLL PLAZA AND ASSOCIATED WORKS  
ENVIRONMENTAL MITIGATION AND ENHANCEMENT MEASURE IMPLEMENTATION SCHEDULE**

		Staff should receive appropriate training on working in areas susceptible to landfill gas, fire and explosion hazards. Excavation procedures and code of practice should be implemented.			Landfill Gas Hazard Assessment Guidance Note				
14.12.2	-	<u>Safety Measures – Welding, Flame- Cutting and Hot works</u> Hot works should be confined to open areas away from any trench or excavation. Should hot works must be carried out in trenches or confined space, “permit to work” procedures should be followed.	Construction Stage	Contractor	EPD/TR8/97 - Landfill Gas Hazard Assessment Guidance Note		Y		✓
14.12.2	-	<u>Safety Measures – Enclosed Spaces</u> Site offices or buildings located within PPV Landfill Consultation Zone which have the capacity to accumulate landfill gas, then they should either be located in an area which has been proven to be free of landfill gas; or be raised clear of the ground by a minimum of 500mm.	Site office, building, tunnel, subway, confined area / Construction Stage	Contractor	EPD/TR8/97 - Landfill Gas Hazard Assessment Guidance Note		Y		✓
14.12.2	-	<u>Safety Measures – Electrical Equipment</u> Any electrical equipment, such as motors and extension cords, should be intrinsically safe.	Construction Stage	Contractor	EPD/TR8/97 - Landfill Gas Hazard Assessment Guidance Note		Y		✓
14.12.2	-	<u>Safety Measures – Piping</u> During piping assembly or conduiting construction, all valves/seals should be closed immediately after installation. As construction progresses, all valves/seals should be closed as installed to prevent the migration of gases through the pipeline/conduit. All piping/conduiting should be capped at the end of each working day.	Services & utilities / Construction Stage	Contractor	EPD/TR8/97 - Landfill Gas Hazard Assessment Guidance Note		Y		✓
14.12.2	-	<u>Safety Measures – Fire Safety</u> Adequate fire safety equipments should be provided on site. Workers and visitors should be notified of the potential fire hazards. Safety notices should be	Construction Stage	Contractor	EPD/TR8/97 - Landfill Gas Hazard Assessment		Y		✓

CONTRACT NO. HY/2013/12

TUEN MUN – CHECK LAP KOK LINK – NORTHERN CONNECTION TOLL PLAZA AND ASSOCIATED WORKS  
 ENVIORNMENTAL MITIGATION AND ENHANCEMENT MEASURE IMPLEMENTATION SCHEDULE

		posted around the site warning the anger and potential hazards.			Guidance Note				
14.12.1	-	<u>Safety Measures – Confined Spaces</u> Precautionary measures should include ensuring that staff members are aware of the potential hazards of working in confined spaces, and that appropriate monitoring procedures are in place to prevent hazards in confined spaces.	Confined space / Construction Stage	Contractor	EPD/TR8/97 - Landfill Gas Hazard Assessment Guidance Note		Y		✓
14.12.1	-	<u>Monitoring</u> Periodically during ground-works within the Consultation Zone, the works area should be monitored for methane, carbon dioxide and oxygen using appropriately calibrated portable gas detection equipment. Depending on the results of the measurements, actions required will vary. As a minimum these should encompass those actions specified in Table 14.8 of the EIA Report or Table 14.1 of the EM&A Manual.	Construction Stage	Contractor	EPD/TR8/97 - Landfill Gas Hazard Assessment Guidance Note		Y		✓

**Landscape and Visual**

EIA reference	EM&A Manual reference	Environmental Protection Measures	Location/ Timing	Implementation Agent	Relevant Standard or Requirement	Implementation Stages			Status
						D	C	O	
10.9	7.6	Existing trees on boundary of the Project Area shall be carefully protected during construction. Detailed Tree Protection Specification shall be provided in the Contract Specification. Under this specification, the Contractor shall be required to submit, for approval, a detailed working method statement for the protection of trees prior to undertaking any works adjacent to all retained trees, including trees in contractor's works areas. (Tree protection measures will be detailed at Tree Removal Application stage) (CM1)	All areas/detailed design/ during construction	Design Consultant/ Contractor	TMEIA	Y	Y		✓
10.9	7.6	Trees unavoidably affected by the works shall be transplanted where practical. Trees will be	All areas/detailed design/ during	Design Consultant/	TMEIA	Y	Y		NA

**CONTRACT NO. HY/2013/12**

**TUEN MUN – CHECK LAP KOK LINK – NORTHERN CONNECTION TOLL PLAZA AND ASSOCIATED WORKS  
ENVIRONMENTAL MITIGATION AND ENHANCEMENT MEASURE IMPLEMENTATION SCHEDULE**

		transplanted straight to their final receptor site and not held in a temporary nursery. A detailed Tree Transplanting Specification shall be provided in the Contract Specification. Sufficient time for necessary tree root and crown preparation periods shall be allowed in the project programme (CM2)	construction	Contractor					
10.9	7.6	Hillside and roadside screen planting to proposed roads, associated structures and slope works (CM3)	All areas/detailed design/ during Construction/ post construction	Design Consultant/ Contractor	TMEIA	Y	Y		NA
10.9	7.6	Hydroseeding or sheeting of soil stockpiles with visually unobtrusive material (in earth tone) (CM4)	All areas/detailed design/ during Construction/ post construction	Design Consultant/ Contractor	TMEIA	Y	Y		✓
10.9	7.6	Screening of construction works by hoardings around works area in visually unobtrusive colours, to screen works (CM5)	All areas/detailed design/ during Construction	Design Consultant/ Contractor	TMEIA	Y	Y		<>
10.9	7.6	Control night-time lighting and glare by hooding all lights (CM6)	All areas/detailed design/ during Construction	Design Consultant/ Contractor	TMEIA	Y	Y		✓
10.9	7.6	Ensure no run-off into water body adjacent to the Project Area (CM7)	All areas/detailed design/ during Construction	Design Consultant/ Contractor	TMEIA	Y	Y		✓
10.9	7.6	Avoidance of excessive height and bulk of buildings and structures (CM8)	All areas/detailed design/ during Construction	Design Consultant/ Contractor	TMEIA	Y	Y		✓
10.9	7.6	Recycle/Reuse all felled trees and vegetation, e.g. mulching (CM9)	All areas/detailed design/ during Construction	Design Consultant/ Contractor	TMEIA	Y	Y		✓
10.9	7.6	Compensatory tree planting shall be provided to the satisfaction of relevant Government departments. Required numbers and locations of compensatory trees shall be determined and agreed separately with Government during the Tree Felling Application process under ETWBTC 3/2006 (CM10)	All areas/detailed design/ during Construction	Design Consultant/ Contractor	TMEIA	Y	Y		NA
10.9	7.6	Re-vegetation of affected woodland/shrubland with	All areas/detailed design/ during Construction	Design	TMEIA	Y	Y	Y	N/A

**CONTRACT NO. HY/2013/12**

**TUEN MUN – CHECK LAP KOK LINK – NORTHERN CONNECTION TOLL PLAZA AND ASSOCIATED WORKS  
ENVIRONMENTAL MITIGATION AND ENHANCEMENT MEASURE IMPLEMENTATION SCHEDULE**

		native species (OM1)	during Construction/ post construction	Consultant/ Contractor					
10.9	7.6	Tall buffer screen tree / shrub / climber planting where appropriate should be incorporated to soften hard engineering structures and facilities (OM2)	All areas/detailed design/ during Construction/ post construction	Design Consultant/ Contractor	TMEIA	Y	Y	Y	N/A
10.9	7.6	Streetscape elements (e.g. paving, signage, street furniture, lighting etc.) shall be sensitively designed in a manner that responds to the local context, and minimises potential negative landscape and visual impacts. Lighting units should be directional and minimize unnecessary light spill (OM3)	All areas/detailed design/ during Construction/ post construction	Design Consultant/ Contractor	TMEIA	Y	Y	Y	N/A
10.9	7.6	Structure, ornamental tree / shrub / climber planting should be provided along roadside amenity strips, central dividers and newly formed slopes to enhance the townscape quality and further greenery enhancement (OM4)	All areas/detailed design/ during Construction/ post construction	Design Consultant/ Contractor	TMEIA	Y	Y	Y	N/A
10.9	7.6	Aesthetically pleasing design (visually unobtrusive and non-reflective) as regard to the form, material and finishes shall be incorporated to all buildings, engineering structures and associated infrastructure facilities (OM5)	All areas/detailed design/ during Construction/ post construction	Design Consultant/ Contractor	TMEIA	Y	Y	Y	N/A
10.9	7.6	Avoidance of excessive height and bulk of buildings and structures (OM6)	All areas/detailed design/ during Construction/ post construction	Design Consultant/ Contractor	TMEIA	Y	Y	Y	✓
<b>Waste</b>									
EIA reference	EM&A Manual reference	Environmental Protection Measures	Location/ Timing	Implementation Agent	Relevant Standard or Requirement	Implementation Stages			Status
						D	C	O	
12.6		The Contractor shall identify a coordinator for the management of waste.	Contract mobilisation	Contractor	TMEIA		Y		✓
12.6		The Contractor shall prepare and implement a Waste Management Plan which specifies procedures such	Contract mobilisation	Contractor	TMEIA, Works Branch		Y		✓

**CONTRACT NO. HY/2013/12**

**TUEN MUN – CHECK LAP KOK LINK – NORTHERN CONNECTION TOLL PLAZA AND ASSOCIATED WORKS  
ENVIRONMENTAL MITIGATION AND ENHANCEMENT MEASURE IMPLEMENTATION SCHEDULE**

		as a ticketing system, to facilitate tracking of loads and to ensure that illegal disposal of wastes does not occur, and protocols for the maintenance of records of the quantities of wastes generated, recycled and disposed. A recording system for the amount of waste generated, recycled and disposed (locations) should be established.			Technical Circular No. 5/99 for the Trip-ticket System for Disposal of Construction and Demolition Material				
12.6		The Contractor shall apply for and obtain the appropriate licenses for the disposal of public fill, chemical waste and effluent discharges.	Contract mobilisation	Contractor	TMEIA, Land (Miscellaneous Provisions) Ordinance (Cap 28); Waste Disposal Ordinance (Cap 354); Dumping at Sea Ordinance (Cap 466); Water Pollution Control Ordinance.		Y		✓
12.6	8.1	Training shall be provided to workers about the concepts of site cleanliness and appropriate waste management procedures including waste reduction, reuse and recycling	Contract mobilisation	Contractor	TMEIA		Y		✓
12.6	8.1	The extent of cutting operation should be optimised where possible. Earth retaining structures and bored pile walls should be proposed to minimize the extent of cutting.	All areas / throughout construction period	Contractor	TMEIA		Y		✓

**CONTRACT NO. HY/2013/12**

**TUEN MUN – CHECK LAP KOK LINK – NORTHERN CONNECTION TOLL PLAZA AND ASSOCIATED WORKS  
ENVIRONMENTAL MITIGATION AND ENHANCEMENT MEASURE IMPLEMENTATION SCHEDULE**

12.6	8.1	Inert C&D materials from the toll plaza cut slopes shall be reused for construction of the raised platform for the toll plaza where possible.	Toll Plaza / toll plaza construction period	Contractor	TMEIA		Y		✓
12.6	8.1	The site and surroundings shall be kept tidy and litter free.	All areas / throughout construction period	Contractor	TMEIA		Y		✓
12.6	8.1	No waste shall be burnt on site.	All areas / throughout construction period	Contractor	TMEIA		Y		✓
12.6	8.1	The Contractor shall be prohibited from disposing of C&D materials at any sensitive locations. The Contractor should propose the final disposal sites in the EMP and WMP for approval before implementation.	All areas / throughout construction period	Contractor	TMEIA		Y		✓
12.6	8.1	Stockpiled material shall be covered by tarpaulin and /or watered as appropriate to prevent windblown dust/ surface run off.	All areas / throughout construction period	Contractor	TMEIA		Y		◇
12.6	8.1	Excavated material in trucks shall be covered by tarpaulins to reduce the potential for spillage and dust generation.	All areas / throughout construction period	Contractor	TMEIA		Y		✓
12.6	8.1	Wheel washing facilities shall be used by all trucks leaving the site to prevent transfer of mud onto public roads.	All areas / throughout construction period	Contractor	TMEIA		Y		✓
12.6	8.1	Standard formwork or pre-fabrication should be used as far as practicable so as to minimise the C&D materials arising. The use of more durable formwork/ plastic facing for construction works should be considered. The use of wooden hoardings should be avoided and metal hoarding should be used to facilitate recycling. Purchasing of construction materials should avoid over-ordering and wastage.	All areas / throughout construction period	Contractor	TMEIA		Y		✓
12.6	8.1	The Contractor should recycle as many C&D materials (this is a waste section) as possible on-site. The public fill and C&D waste should be segregated and stored in separate containers or skips to facilitate the reuse or recycling of materials and proper	All areas / throughout construction period	Contractor	TMEIA		Y		✓

**CONTRACT NO. HY/2013/12**

**TUEN MUN – CHECK LAP KOK LINK – NORTHERN CONNECTION TOLL PLAZA AND ASSOCIATED WORKS  
ENVIRONMENTAL MITIGATION AND ENHANCEMENT MEASURE IMPLEMENTATION SCHEDULE**

		disposal. Where practicable, the concrete and masonry should be crushed and used as fill materials. Steel reinforcement bar should be collected for use by scrap steel mills. Different areas of the sites should be considered for segregation and storage activities.							
12.6	8.1	All falsework will be steel instead of wood.	All areas / throughout construction period	Contractor	TMEIA		Y		◇
12.6	8.1	Chemical waste producers should register with the EPD. Chemical waste should be handled in accordance with the Code of Practice on the Packaging, Handling and Storage of Chemical Wastes as follows: <ul style="list-style-type: none"> <li>• suitable for the substance to be held, resistant to corrosion, maintained in good conditions and securely closed;</li> <li>• Having a capacity of &lt;450L unless the specifications have been approved by the EPD; and</li> <li>• Displaying a label in English and Chinese according to the instructions prescribed in Schedule 2 of the Regulations.</li> <li>• Clearly labelled and used solely for the storage of chemical wastes;</li> <li>• Enclosed with at least 3 sides;</li> <li>• Impermeable floor and bund with capacity to accommodate 110% of the volume of the largest container or 20% by volume of the chemical waste stored in the area, whichever is greatest;</li> <li>• Adequate ventilation;</li> <li>• Sufficiently covered to prevent rainfall entering (water collected within the bund must be tested and disposed of as chemical waste, if necessary); and</li> <li>• Incompatible materials are adequately separated.</li> </ul>	All areas / throughout construction period	Contractor	TMEIA		Y		✓
12.6	8.1	Waste oils, chemicals or solvents shall not be	All areas / throughout	Contractor	TMEIA		Y		✓



**CONTRACT NO. HY/2013/12**

**TUEN MUN – CHECK LAP KOK LINK – NORTHERN CONNECTION TOLL PLAZA AND ASSOCIATED WORKS  
ENVIRONMENTAL MITIGATION AND ENHANCEMENT MEASURE IMPLEMENTATION SCHEDULE**

		disposed of to drain,	construction period						
12.6	8.1	Adequate numbers of portable toilets should be provided for on-site workers. Portable toilets should be maintained in reasonable states, which will not deter the workers from utilising them.	All areas / throughout construction period	Contractor	TMEIA		Y		✓
12.6	8.1	Night soil should be regularly collected by licensed collectors.	All areas / throughout construction period	Contractor	TMEIA		Y		✓
12.6	8.1	General refuse arising on-site should be stored in enclosed bins or compaction units separately from C&D and chemical wastes. Sufficient dustbins shall be provided for storage of waste as required under the Public Cleansing and Prevention of Nuisances By-laws. In addition, general refuse shall be cleared daily and shall be disposed of to the nearest licensed landfill or refuse transfer station. Burning of refuse on construction sites is prohibited.	All areas / throughout construction period	Contractor	TMEIA		Y		✓
12.6	8.1	All waste containers shall be in a secure area on hardstanding;	All areas / throughout construction period	Contractor	TMEIA		Y		✓
12.6	8.1	Training shall be provided to workers about the concepts of site cleanliness and appropriate waste management procedure, including waste reduction, reuse and recycling.	All areas / throughout construction period	Contractor	TMEIA		Y		✓
12.6	8.1	Office wastes can be reduced by recycling of paper if such volume is sufficiently large to warrant collection. Participation in a local collection scheme by the Contractor should be advocated. Waste separation facilities for paper, aluminum cans, plastic bottles, etc should be provided on-site.	Site Offices/ throughout construction period	Contractor	TMEIA		Y		✓
12.6	Section 8	EM&A of waste handling, storage, transportation, disposal procedures and documentation through the site audit programme shall be undertaken.	All areas / throughout construction period	Contractor	EM&A Manual		Y		✓
<b>Water Quality</b>									
EIA reference	EM&A Manual reference	Environmental Protection Measures	Location/ Timing	Implementation Agent	Relevant Standard or Requirement	Implementation Stages			Status
						D	C	O	

**CONTRACT NO. HY/2013/12**

**TUEN MUN – CHECK LAP KOK LINK – NORTHERN CONNECTION TOLL PLAZA AND ASSOCIATED WORKS  
ENVIRONMENTAL MITIGATION AND ENHANCEMENT MEASURE IMPLEMENTATION SCHEDULE**

Land Works									
6.10	-	Wastewater from temporary site facilities should be controlled to prevent direct discharge to surface or marine waters.	All areas/ throughout construction period	Contractor	TM-EIAO		Y		◇
6.10	-	Sewage effluent and discharges from onsite kitchen facilities shall be directed to Government sewer in accordance with the Requirements of the WPCO or collected for disposal offsite. The use of soakaways shall be avoided.	All areas/ throughout construction period	Contractor	TM-EIAO		Y		✓
6.10	-	Storm drainage shall be directed to storm drains via adequately designed sand/silt removal facilities such as sand traps, silt traps and sediment basins. Channels, earth bunds or sand bag barriers should be provided on site to properly direct stormwater to such silt removal facilities. Catchpits and perimeter channels should be constructed in advance of site formation works and earthworks.	All areas/ throughout construction period	Contractor	TM-EIAO		Y		✓
6.10	-	Silt removal facilities, channels and manholes shall be maintained and any deposited silt and grit shall be removed regularly, including specifically at the onset of and after each rainstorm.	All areas/ throughout construction period	Contractor	TM-EIAO		Y		✓
6.10	-	Temporary access roads should be surfaced with crushed stone or gravel.	All areas/ throughout construction period	Contractor	TM-EIAO		Y		◇
6.10	-	Rainwater pumped out from trenches or foundation excavations should be discharged into storm drains via silt removal facilities.	All areas/ throughout construction period	Contractor	TM-EIAO		Y		◇
6.10	-	Measures should be taken to prevent the washout of construction materials, soil, silt or debris into any drainage system.	All areas/ throughout construction period	Contractor	TM-EIAO		Y		✓
6.10	-	Open stockpiles of construction materials (e.g. aggregates and sand) on site should be covered with tarpaulin or similar fabric during rainstorms.	All areas/ throughout construction period	Contractor	TM-EIAO		Y		◇
6.10	5.8	Manholes (including any newly constructed ones) should always be adequately covered and temporarily sealed so as to prevent silt, construction	All areas/ throughout construction period	Contractor	TM-EIAO		Y		◇

**CONTRACT NO. HY/2013/12**

**TUEN MUN – CHECK LAP KOK LINK – NORTHERN CONNECTION TOLL PLAZA AND ASSOCIATED WORKS  
ENVIRONMENTAL MITIGATION AND ENHANCEMENT MEASURE IMPLEMENTATION SCHEDULE**

		materials or debris from getting into the drainage system, and to prevent storm run-off from getting into foul sewers.							
6.10	-	Discharges of surface run-off into foul sewers must always be prevented in order not to unduly overload the foul sewerage system.	All areas/ throughout construction period	Contractor	TM-EIAO		Y		✓
6.10	-	All vehicles and plant should be cleaned before they leave the construction site to ensure that no earth, mud or debris is deposited by them on roads. A wheel washing bay should be provided at every site exit.	All areas/ throughout construction period	Contractor	TM-EIAO		Y		✓
6.10	-	Section of construction road between the wheel washing bay and the public road should be surfaced with crushed stone or coarse gravel.	All areas/ throughout construction period	Contractor	TM-EIAO		Y		✓
6.10	-	Wastewater generated from concreting, plastering, internal decoration, cleaning work and other similar activities, shall be screened to remove large objects.	All areas/ throughout construction period	Contractor	TM-EIAO		Y		✓
6.10	-	Vehicle and plant servicing areas, vehicle wash bays and lubrication facilities shall be located under roofed areas. The drainage in these covered areas shall be connected to foul sewers via a petrol interceptor in accordance with the requirements of the WPCO or collected for off site disposal.	All areas/ throughout construction period	Contractor	TM-EIAO		Y		✓
6.10	-	The Contractor shall prepare an oil / chemical cleanup plan and ensure that leakages or spillages are contained and cleaned up immediately.	All areas/ throughout construction period	Contractor	TM-EIAO		Y		✓
6.10	-	Waste oil should be collected and stored for recycling or disposal, in accordance with the Waste Disposal Ordinance.	All areas/ throughout construction period	Contractor	TM-EIAO Waste Disposal Ordinance		Y		✓
6.10	-	All fuel tanks and chemical storage areas should be provided with locks and be sited on sealed areas. The storage areas should be surrounded by bunds with a capacity equal to 110% of the storage capacity of the largest tank.	All areas/ throughout construction period	Contractor	TM-EIAO		Y		◇

**CONTRACT NO. HY/2013/12**  
**TUEN MUN – CHECK LAP KOK LINK – NORTHERN CONNECTION TOLL PLAZA AND ASSOCIATED WORKS**  
**ENVIRONMENTAL MITIGATION AND ENHANCEMENT MEASURE IMPLEMENTATION SCHEDULE**

6.10	Section 5	All construction works shall be subject to routine audit to ensure implementation of all EIA recommendations and good working practice.	All areas/ throughout construction period	Contractor	EM&A Manual		Y		✓
------	-----------	---	---	------------	-------------	--	---	--	---

Remarks:

- ✓ Compliance of Mitigation Measures
- <> Compliance of Mitigation Measures but need improvement.
- × Non-compliance of Mitigation Measures
- ▲ Non-compliance of Mitigation Measures but rectified by Contractor
- △ Deficiency of Mitigation Measures but rectified by Contractor
- N/A Not Applicable in Reporting Period
- # Amended against condition 3.13 of EP-354/2009/C

Legend: D=Design, C=Construction, O=Operation

Note: Funding Agent for all mitigation measures will be the Highways Department of the Hong Kong SAR Government

## **Appendix N**

### **Cumulative Statistics on Exceedance and Complaint**

**Table N-1 Statistical Summary of Environmental Exceedance**

Reporting Period	Environmental Aspect / Parameter	Environmental Performance	Event Exceedance	
			Reporting Period	Cumulative since project commencement
May 2016	Air Quality – 1-hour TSP	Action Level	0	4
		Limit Level	0	0
	Air Quality – 24-hour TSP	Action Level	0	0
		Limit Level	0	0

**Table N-2 Statistical Summary of Environmental Complaints**

Reporting Period	Environmental Complaint Statistics				
	Frequency	Cumulative	Complaint Nature		
			Air	Noise	Water
May 2016	1	5	1	NA	4
Cumulative since project commencement	4	4	1	NA	3

**Table N-3 Statistical Summary of Environmental Summons**

Reporting Period	Environmental Summons Statistics				
	Frequency	Cumulative	Complaint Nature		
			Air	Noise	Water
May 2016	0	0	NA	NA	NA
Cumulative since project commencement	0	0	NA	NA	NA

**Table N-4 Statistical Summary of Environmental Prosecution**

Reporting Period	Environmental Prosecution Statistics				
	Frequency	Cumulative	Complaint Nature		
			Air	Noise	Water
May 2016	0	0	NA	NA	NA
Cumulative since project commencement	0	0	NA	NA	NA

Remark: Investigation report for the complaint is underway by the ET and it will be attached in the upcoming Monthly EM&A Report.

## **Appendix O**

### **Investigation Report for the Complaint**

**Contract No. HY/2013/12****Tuen Mun - Chek Lap Kok Link - Northern Connection Toll Plaza and Associated Works****Investigation Report on Action or Limit Level Non-compliance**

<b>Complaint Log No.</b>	TCS00670/13/300/F0194
<b>Received Date by ET</b>	3 May 2016
<b>Complaint Details</b>	The complainant complained that dust and smoke was emitted from a drilling rig on the slope near Pillar Point, Tuen Mun.
<b>Complaint Location</b>	Slope near Pillar Point, Tuen Mun
<b>Date of Complaint</b>	28 April 2016
<b>Environmental Aspect</b>	Dust and smoke
<b>Complainant</b>	Unknown
<b>Complaint Route</b>	via EPD hotline
<b>Investigation Result</b>	<ol style="list-style-type: none"><li>1 A complaint was received via EPD hotline on 28 April 2016, regarding dust and smoke generated by a drilling rig on slope near Pillar Point, Tuen Mun. (Please refer to Location Map)</li><li>2 According to site record, drilling works were carried out on Slope TP_E on 28 April 2016. Normally, water spraying is provided by means of water jet from a water tank nearby. The water tank is filled up regularly by a water lorry (Photo 1). However, the water lorry was out of order on 28 April 2016 such that the water supply to the concerned slope area was temporarily suspended. (Photo 2) CKJV subsequently provided an emergency water pump to resume the water spraying for rock drilling operation on that day. CKJV mobilized another water lorry for water spraying in the morning until the concerned water lorry finished repairing and back to function at 2 pm on 29 April 2016.(Photo 3 and 4)</li><li>3 In order to enhance the dust suppression measures and prevent the reoccurrence of similar incident, the Contractor has provided water sprinkler and cover for the “start up” process of the drilling works. (Photo 5 and 6) Moreover, relevant training on dust control measures of rock drilling works will be provided to workers.</li><li>4 Weekly site inspection was carried out by the RE, Contractor and ET on 3 May 2016 to audit the environmental performance of the construction site. It was observed the water sprinkler has been installed. Also, there was no sign of dust emission. It is considered that the Contractor has implemented the dust mitigation measures properly.</li><li>5 It is considered that the above complaint is due to insufficient dust control measures during rock drilling operation on the concerned slope area. Although backup equipment is still under purchasing process. In the meanwhile the Contractor had setup linkage with 3 different water lorries supplier, once the water lorry is out of services, an alternative one will be on site immediately.</li><li>6 The Contractor is reminded to fully implement the dust mitigation measures as recommended in the air pollution control regulation. ET will continue to carry out regular audit and inspection for the implemented dust mitigation measures during the construction period.</li></ol>




**Prepared By :** T.W. Tam

**Designation :** Environmental Team Leader

**Signature :** 

**Date :** 1 June 2016

**Photo Record**



Water tank

Drilling work at concerned area

Water lorry

**Photo 1**

Water spraying is provided by means of water jet from a water tank nearby. The water tank is filled up regularly by a water lorry

地盆水車灑水記錄表(2016)

	星期日 4月24日	星期一 4月25日	星期二 4月26日	星期三 4月27日	星期四 4月28日	星期五 4月29日	星期六 4月30日
8:00 - 8:30						租	
8:30 - 9:00						車	
9:00 - 9:30							
9:30 - 10:00							
10:00 - 10:30							
10:30 - 11:00							
11:00 - 11:30							
11:30 - 12:00							
12:00 - 12:30							
12:30 - 13:00							
13:00 - 13:30							
13:30 - 14:00							
14:00 - 14:30							
14:30 - 15:00							
15:00 - 15:30							
15:30 - 16:00							
16:00 - 16:30							
16:30 - 17:00							
17:00 - 17:30							
17:30 - 18:00							

*NL 729*

*Lai Kam Yiu*

**Photo 2**

The water lorry was out of order on 28 April 2016.

文華運輸工程有限公司  
MTE  
Mandarin Transportation & Engineering Ltd.  
新界元朗上村絲絲公路702地盤  
辦事處地址：大埔翠碧邨第19號  
Lot 702, Luen Kam Road, Sheung Chuen, Yuen Long, N.T.  
Mail Addr: P.O. Box 15 Tai Po Post Office, N.T.  
Tel: 2488 3224, 2488 3239 Fax: 2488 3623

發 INVOICE 票 No. 28673

日期 29-4-16

貨號 租車  
Messrs 租車 車號 328

地點 Job Site 租車

載運 Carry 租車

前往 To 租車

時間 Time 18 過時鐘 ( ) 個 Overtime ( ) Hrs 共 ( ) 車 Total Time

吊機類別 ( ) 噸 Crane TON 燃油附加費 ( ) 個 Extra of Oil 中午宵鐘 ( ) 個 Lunch Hrs

代支隧道費 Tunnel Fee 入橋費 Gate 橋費 Bridge \$ 代工 ( ) 個 Labour

司機人 Signature 備註 Remark 司機 Driver 總計 TOTAL \$

**Photo 3**

CKJV mobilized another water lorry for water spraying in the morning of 29 April 2016.



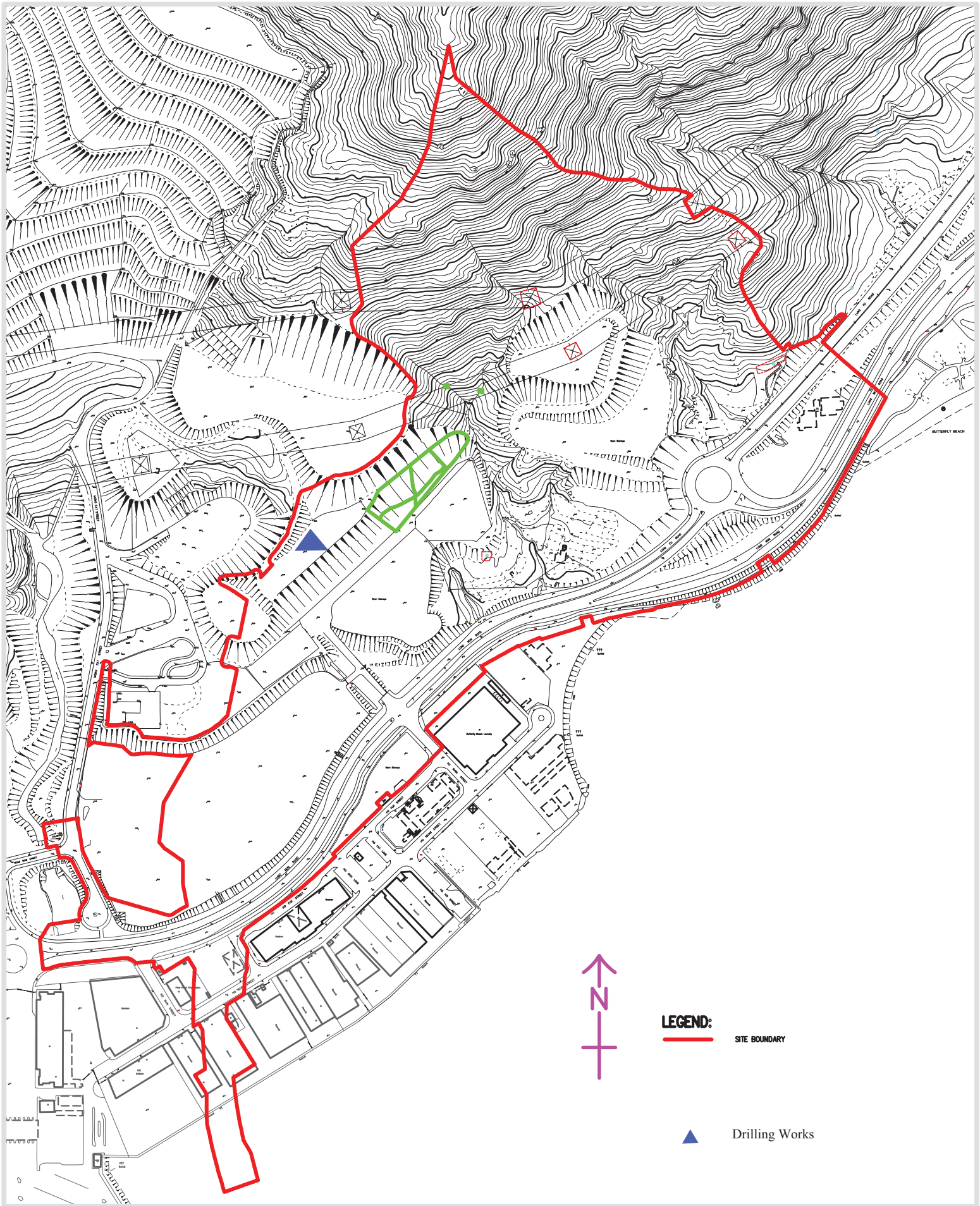
**Photo 4**  
CKJV mobilized another water lorry for water spraying in the morning of 29 April 2016.



**Photo 5**  
Water sprinkler was provided for the “start up” process of the drilling works.



**Photo 6**  
Cover was provided for the “start up” process of the drilling works.



Location Map

**Contract No. HY/2013/12**

**Tuen Mun - Chek Lap Kok Link - Northern Connection Toll Plaza and Associated Works**

**Investigation Report on Action or Limit Level Non-compliance**

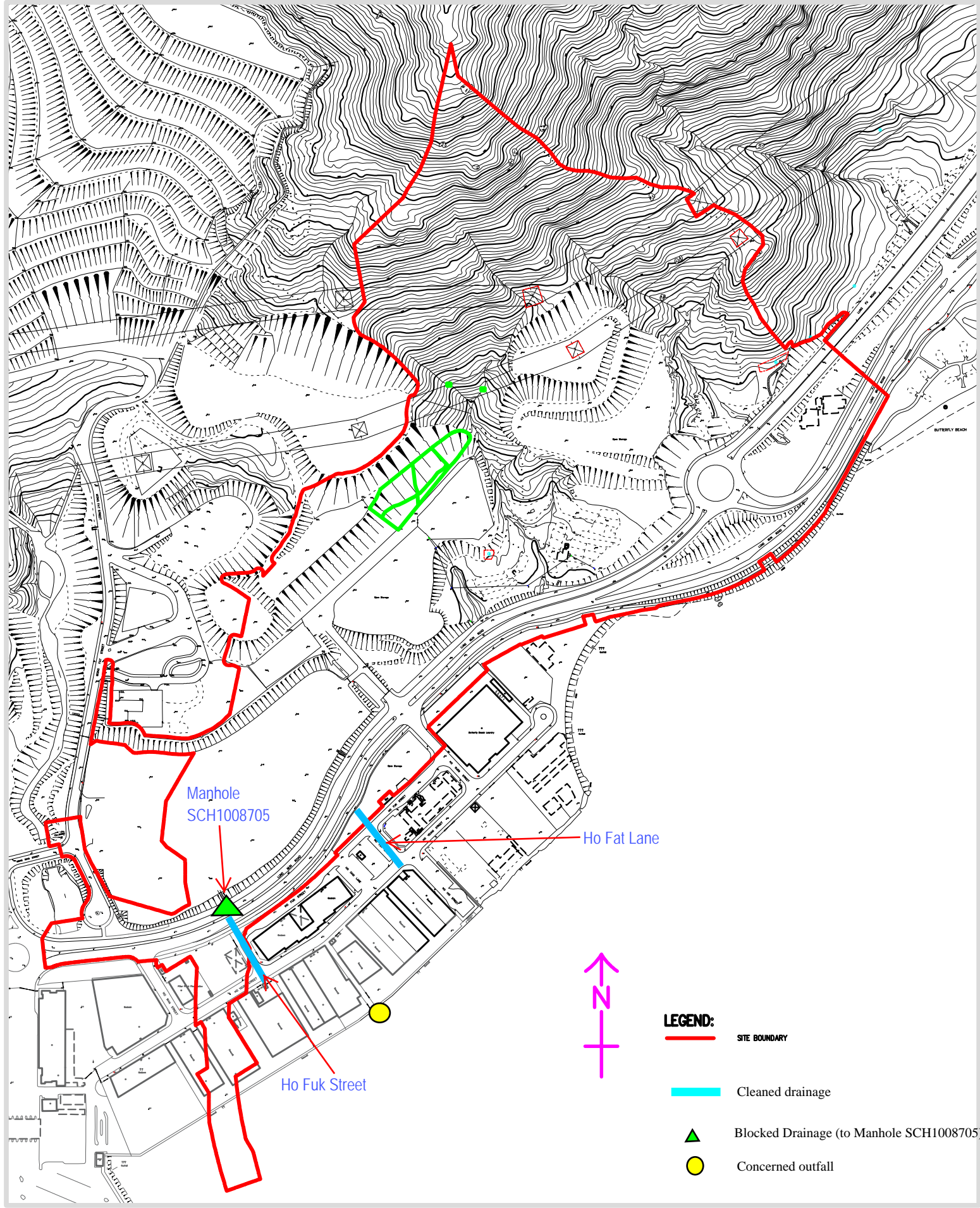
<b>Complaint Log No.</b>	TCS00715/14/300/F0198c
<b>Received Date by ET</b>	19 May 2016
<b>Complaint Details</b>	The complainant complained that white color effluent discharging outfall behind sawmill at Ho Yeung Street, Tuen Mun.
<b>Complaint Location</b>	Storm outfall of Ho Yeung Street, Tuen Mun
<b>Date of Complaint</b>	9 May 2016
<b>Environmental Aspect</b>	Milky water
<b>Complainant</b>	Unknown
<b>Complaint Route</b>	via EPD hotline
<b>Investigation Result</b>	<ol style="list-style-type: none"> <li>1 A complaint was received via EPD hotline on 9 May 2016, claimed that white color effluent discharging at storm outfall of Ho Yeung Street, Tuen Mun. (Please refer to Location Map)</li> <li>2 After received EPD verbal notification, the Contractor investigate the concerned drainage and confirmed that no water discharge at the concerned drainage as shown in location map. The nearest permitted discharge point (point 5 in the effluent discharge license) is currently not in use at this construction stage. Also EPD visit the concerned outfall and investigate the upstream area on 11 May 2016. No water discharge was observed and the manhole SCH1008705 is dry in condition. (Photo 1)</li> <li>3 Weekly site inspection was carried out by the RE, Contractor and ET on 24 May 2016 to audit the environmental performance of the construction site. No water discharge was observed and the adjacent area of manhole SCH1008705 is dry and clear.(Photo 2)</li> <li>4 For the above result, it cannot confirm the source of the white color effluent therefore it considered that the above complaint is not related to the project.</li> <li>5 Although the complaint is concluded not project related, in order to prevent any incident for any possible muddy water entering the concerned drainage system, the Contractor has plugged the inlet of manhole SCH1008705 to ensure no water would be flow into the concerned drainage in later stage. (Photo 3)</li> <li>6 For the CCTV surveyed on 17 and 18 May 2016 by DSD, there is some clay that cannot figure out the source cumulated along the drainage at Ho Fuk Street and Ho Fat Lane. It may be the reason to cause the white color effluent discharging to the outfall. (Photo 4 &amp; 5)</li> <li>7 To prevent the clay flushing out during rainstorm to cause white color effluent discharging to the outfall. Therefore Highway Department, Environmental Protection Department, Drainage Services Department, Aecom and the Contractor carried out a meeting on 25 May 2016. The Contractor commits to clean the concerned drainage location along Ho Fuk Street and Ho Fat Lane. The cleansing works was completed on 1-Jun-2016. (Photo 6 &amp; 7)</li> </ol>

**Prepared By :** T.W. Tam

**Designation :** Environmental Team Leader

**Signature :** 

**Date :** 8 June 2016







Manhole  
SCH1008705

Ho Fat Lane

Ho Fuk Street

**LEGEND:**

-  SITE BOUNDARY
-  Cleaned drainage
-  Blocked Drainage (to Manhole SCH1008705)
-  Concerned outfall

## Photo Record



**Photo 1**  
EPD inspecting the concerned manhole on 11 May 2016.



**Photo 2**  
Weekly site inspection on 24 May 2016, no water discharge was observed and the adjacent area of manhole SCH1008705.



**Photo 3**  
CKJV plugged the inlet of SCH1008705 to ensure no water entering.



**Photo 4**  
CCTV drainage survey at Ho Fuk Street.

## Location Map



**Photo 5**  
CCTV drainage survey at Ho Yeung Street.



**Photo 6**  
Drainage cleansing works for Ho Fuk Street.





**Photo 7**  
Drainage cleansing works for Ho Fat Lane.

**Appendix P**

**Inspection Checklist for  
Vulnerable to Contaminated Water Discharge**



中國路橋  
CRBC

**Kaden** 基利

Contract No. HY/2013/12

Tuen Mun - Chek Lap Kok Link Northern Connection Toll Plaza and Associated Works

Inspection Checklist for vulnerable to contaminated water discharge

Inspection Date: 2016-05-03

Location: Stream B, Outfall 1

Name of Inspector: Melody Tong

Position of Inspector: ES

Please put a tick  on the appropriate box.

Item Description		Y	P	N	Remarks
1	Exposed slope protected?	<input checked="" type="checkbox"/>	<input type="checkbox"/>	<input type="checkbox"/>	
2	Adequacy of wastewater treatment facilities provided?	<input checked="" type="checkbox"/>	<input type="checkbox"/>	<input type="checkbox"/>	
3	Sandbags provided at each step and top of side walls?	<input checked="" type="checkbox"/>	<input type="checkbox"/>	<input type="checkbox"/>	
4	Is silt screen maintained in good condition?	<input checked="" type="checkbox"/>	<input type="checkbox"/>	<input type="checkbox"/>	
5	Remove debris, grit and silt inside the drainage system?	<input checked="" type="checkbox"/>	<input type="checkbox"/>	<input type="checkbox"/>	
6	Contaminated water discharge at discharge point / drainage inlet avoided?	<input checked="" type="checkbox"/>	<input type="checkbox"/>	<input type="checkbox"/>	
7	General housekeeping / site tidiness in good condition?	<input checked="" type="checkbox"/>	<input type="checkbox"/>	<input type="checkbox"/>	

Checked by : (CKJV) HY Tang 

Inspection Date: 2016-05-03

Legends: Y = Yes, P = Partial, N = No

## Daily Drainage Inspection Record

Inspection Date: 03-May-2016



Stream B Outfall: clean water is discharging.



Outfall 1: Clean water is discharging.



中國路橋  
CRBC

**Kaden** 基利

Contract No. HY/2013/12

Tuen Mun - Chek Lap Kok Link Northern Connection Toll Plaza and Associated Works

Inspection Checklist for vulnerable to contaminated water discharge

Inspection Date: 2016-05-04


Location: Stream B, Outfall 1

Name of Inspector: Melody Tong

Position of Inspector: ES

Please put a tick  $\checkmark$  on the appropriate box.

Item Description		Y	P	N	Remarks
1	Exposed slope protected?	$\checkmark$			
2	Adequacy of wastewater treatment facilities provided?	$\checkmark$			
3	Sandbags provided at each step and top of side walls?	$\checkmark$			
4	Is silt screen maintained in good condition?	$\checkmark$			
5	Remove debris, grit and silt inside the drainage system?	$\checkmark$			
6	Contaminated water discharge at discharge point / drainage inlet avoided?	$\checkmark$			
7	General housekeeping / site tidiness in good condition?	$\checkmark$			

Checked by : (CKJV) HY Tang 

Inspection Date: 2016-05-04

Legends: Y = Yes, P = Partial, N = No

## Daily Drainage Inspection Record

Inspection Date: 04-May-2016



Stream B Outfall: clean water is discharging.



Outfall 1: Clean water is discharging.



中國路橋  
CRBC

**Kaden** 基利


Contract No. HY/2013/12  
Tuen Mun - Chek Lap Kok Link Northern Connection Toll Plaza  
and Associated Works

Inspection Checklist for vulnerable to contaminated water discharge

Inspection Date: 2016-05-05 Location: Stream B, Outfall 1  
Name of Inspector: Melody Tong Position of Inspector: ES

Please put a tick  $\checkmark$  on the appropriate box.

Item Description		Y	P	N	Remarks
1	Exposed slope protected?	$\checkmark$			
2	Adequacy of wastewater treatment facilities provided?	$\checkmark$			
3	Sandbags provided at each step and top of side walls?	$\checkmark$			
4	Is silt screen maintained in good condition?	$\checkmark$			
5	Remove debris, grit and silt inside the drainage system?	$\checkmark$			
6	Contaminated water discharge at discharge point / drainage inlet avoided?	$\checkmark$			
7	General housekeeping / site tidiness in good condition?	$\checkmark$			

Checked by : (CKJV) HY Tang  Inspection Date: 2016-05-05

Legends: Y = Yes, P = Partial, N = No

## Daily Drainage Inspection Record

Inspection Date: 05-May-2016



Stream B Outfall: clean water is discharging.



Outfall 1: Clean water is discharging.





中國路橋  
CRBC

**Kaden** 基利

Contract No. HY/2013/12  
Tuen Mun - Chek Lap Kok Link Northern Connection Toll Plaza  
and Associated Works

Inspection Checklist for vulnerable to contaminated water discharge

Inspection Date: 2016-05-06 Location: Stream B, Outfall 1  
Name of Inspector: HY Tang Position of Inspector: EO

Please put a tick  $\checkmark$  on the appropriate box.

Item Description		Y	P	N	Remarks
1	Exposed slope protected?	$\checkmark$			
2	Adequacy of wastewater treatment facilities provided?	$\checkmark$			
3	Sandbags provided at each step and top of side walls?	$\checkmark$			
4	Is silt screen maintained in good condition?	$\checkmark$			
5	Remove debris, grit and silt inside the drainage system?	$\checkmark$			
6	Contaminated water discharge at discharge point / drainage inlet avoided?	$\checkmark$			
7	General housekeeping / site tidiness in good condition?	$\checkmark$			

Checked by : (CKJV) HY Tang  Inspection Date: 2016-05-06

Legends: Y = Yes, P = Partial, N = No

## Daily Drainage Inspection Record

Inspection Date: 06-May-2016



Stream B Outfall: clean water is discharging.



Outfall 1: Clean water is discharging.



中國路權  
CRBC

**Kaden** 基利

Contract No. HY/2013/12  
Tuen Mun - Chek Lap Kok Link Northern Connection Toll Plaza  
and Associated Works

Inspection Checklist for vulnerable to contaminated water discharge

Inspection Date: 2016-05-07


Location: Stream B, Outfall 1

Name of Inspector: HY Tang

Position of Inspector: EO

Please put a tick  on the appropriate box.

Item Description		Y	P	N	Remarks
1	Exposed slope protected?	<input checked="" type="checkbox"/>			
2	Adequacy of wastewater treatment facilities provided?	<input checked="" type="checkbox"/>			
3	Sandbags provided at each step and top of side walls?	<input checked="" type="checkbox"/>			
4	Is silt screen maintained in good condition?	<input checked="" type="checkbox"/>			
5	Remove debris, grit and silt inside the drainage system?	<input checked="" type="checkbox"/>			
6	Contaminated water discharge at discharge point / drainage inlet avoided?	<input checked="" type="checkbox"/>			
7	General housekeeping / site tidiness in good condition?	<input checked="" type="checkbox"/>			

Checked by : (CKJV) HY Tang 

Inspection Date: 2016-05-07

Legends: Y = Yes, P = Partial, N = No

## Daily Drainage Inspection Record

Inspection Date: 07-May-2016



Stream B Outfall: clean water is discharging.



Outfall 1: Clean water is discharging.



中國路橋  
CRBC

**Kaden** 基利

Contract No. HY/2013/12  
Tuen Mun - Chek Lap Kok Link Northern Connection Toll Plaza  
and Associated Works


Inspection Checklist for vulnerable to contaminated water discharge

Inspection Date: 2016-05-09 Location: Stream B, Outfall 1

Name of Inspector: Melody Tong Position of Inspector: ES

Please put a tick  $\checkmark$  on the appropriate box.

Item Description		Y	P	N	Remarks
1	Exposed slope protected?	$\checkmark$			
2	Adequacy of wastewater treatment facilities provided?	$\checkmark$			
3	Sandbags provided at each step and top of side walls?	$\checkmark$			
4	Is silt screen maintained in good condition?	$\checkmark$			
5	Remove debris, grit and silt inside the drainage system?	$\checkmark$			
6	Contaminated water discharge at discharge point / drainage inlet avoided?	$\checkmark$			
7	General housekeeping / site tidiness in good condition?	$\checkmark$			

Checked by : (CKJV) HY Tang  Inspection Date: 2016-05-09

Legends: Y = Yes, P = Partial, N = No

## Daily Drainage Inspection Record

Inspection Date: 09-May-2016



Stream B Outfall: clean water is discharging.



Outfall 1: Clean water is discharging.



中國路橋  
CRBC

**Kaden** 基利

Contract No. HY/2013/12

Tuen Mun - Chek Lap Kok Link Northern Connection Toll Plaza and Associated Works

Inspection Checklist for vulnerable to contaminated water discharge

Inspection Date: 2016-05-10


Location: Stream B, Outfall 1

Name of Inspector: Melody Tong

Position of Inspector: ES

Please put a tick  on the appropriate box.

Item Description		Y	P	N	Remarks
1	Exposed slope protected?	<input checked="" type="checkbox"/>			
2	Adequacy of wastewater treatment facilities provided?	<input checked="" type="checkbox"/>			
3	Sandbags provided at each step and top of side walls?	<input checked="" type="checkbox"/>			
4	Is silt screen maintained in good condition?	<input checked="" type="checkbox"/>			
5	Remove debris, grit and silt inside the drainage system?	<input checked="" type="checkbox"/>			
6	Contaminated water discharge at discharge point / drainage inlet avoided?	<input checked="" type="checkbox"/>			
7	General housekeeping / site tidiness in good condition?	<input checked="" type="checkbox"/>			

Checked by : (CKJV) HY Tang 

Inspection Date: 2016-05-10

Legends: Y = Yes, P = Partial, N = No

## Daily Drainage Inspection Record

Inspection Date: 10-May-2016





Stream B Outfall: clean water is discharging.



Outfall 1: Clean water is discharging.



 中國路橋 CRBC	 基利	Contract No. HY/2013/12 Tuen Mun - Chek Lap Kok Link Northern Connection Toll Plaza and Associated Works
--	--	--

Inspection Checklist for vulnerable to contaminated water discharge

Inspection Date: 2016-05-11                      Location: Stream B, Outfall 1  
 Name of Inspector: Melody Tong                      Position of Inspector: ES

Please put a tick  on the appropriate box.

Item Description		Y	P	N	Remarks
1	Exposed slope protected?	<input checked="" type="checkbox"/>			
2	Adequacy of wastewater treatment facilities provided?	<input checked="" type="checkbox"/>			
3	Sandbags provided at each step and top of side walls?	<input checked="" type="checkbox"/>			
4	Is silt screen maintained in good condition?	<input checked="" type="checkbox"/>			
5	Remove debris, grit and silt inside the drainage system?	<input checked="" type="checkbox"/>			
6	Contaminated water discharge at discharge point / drainage inlet avoided?	<input checked="" type="checkbox"/>			
7	General housekeeping / site tidiness in good condition?	<input checked="" type="checkbox"/>			

Checked by : (CKJV) HY Tang                       Inspection Date: 2016-05-11

Legends: Y = Yes, P = Partial, N = No

## Daily Drainage Inspection Record

Inspection Date: 11-May-2016



Stream B Outfall: clean water is discharging.



Outfall 1: Clean water is discharging.



中國路橋  
CRBC

**Kaden** 基利


Contract No. HY/2013/12  
Tuen Mun - Chek Lap Kok Link Northern Connection Toll Plaza  
and Associated Works

Inspection Checklist for vulnerable to contaminated water discharge

Inspection Date: 2016-05-12 Location: Stream B, Outfall 1  
Name of Inspector: Melody Tong Position of Inspector: ES

Please put a tick  on the appropriate box.

Item Description		Y	P	N	Remarks
1	Exposed slope protected?	<input checked="" type="checkbox"/>			
2	Adequacy of wastewater treatment facilities provided?	<input checked="" type="checkbox"/>			
3	Sandbags provided at each step and top of side walls?	<input checked="" type="checkbox"/>			
4	Is silt screen maintained in good condition?	<input checked="" type="checkbox"/>			
5	Remove debris, grit and silt inside the drainage system?	<input checked="" type="checkbox"/>			
6	Contaminated water discharge at discharge point / drainage inlet avoided?	<input checked="" type="checkbox"/>			
7	General housekeeping / site tidiness in good condition?	<input checked="" type="checkbox"/>			

Checked by : (CKJV) HY Tang  Inspection Date: 2016-05-12


Legends: Y = Yes, P = Partial, N = No

## Daily Drainage Inspection Record



Inspection Date: 12-May-2016



Stream B Outfall: clean water is discharging.



Outfall 1: Clean water is discharging.


 中國路棉 CRBC	 基利	Contract No. HY/2013/12 Tuen Mun - Chek Lap Kok Link Northern Connection Toll Plaza and Associated Works
--	--	--

Inspection Checklist for vulnerable to contaminated water discharge

Inspection Date: 2016-05-13                      Location: Stream B, Outfall 1  
 Name of Inspector: Melody Tong                      Position of Inspector: ES

Please put a tick  $\checkmark$  on the appropriate box.

Item Description		Y	P	N	Remarks
1	Exposed slope protected?	$\checkmark$			
2	Adequacy of wastewater treatment facilities provided?	$\checkmark$			
3	Sandbags provided at each step and top of side walls?	$\checkmark$			
4	Is silt screen maintained in good condition?	$\checkmark$			
5	Remove debris, grit and silt inside the drainage system?	$\checkmark$			
6	Contaminated water discharge at discharge point / drainage inlet avoided?	$\checkmark$			
7	General housekeeping / site tidiness in good condition?	$\checkmark$			

Checked by : (CKJV) HY Tang                       Inspection Date: 2016-05-13

Legends: Y = Yes, P = Partial, N = No

## Daily Drainage Inspection Record

Inspection Date: 13-May-2016



Stream B Outfall: clean water is discharging.



Outfall 1: Clean water is discharging.



中國路橋  
CRBC

**Kaden** 基利


Contract No. HY/2013/12  
Tuen Mun - Chek Lap Kok Link Northern Connection Toll Plaza  
and Associated Works

Inspection Checklist for vulnerable to contaminated water discharge

Inspection Date: 2016-05-16 Location: Stream B, Outfall 1  
Name of Inspector: Melody Tong Position of Inspector: ES

Please put a tick  $\checkmark$  on the appropriate box.

Item Description		Y	P	N	Remarks
1	Exposed slope protected?	$\checkmark$			
2	Adequacy of wastewater treatment facilities provided?	$\checkmark$			
3	Sandbags provided at each step and top of side walls?	$\checkmark$			
4	Is silt screen maintained in good condition?	$\checkmark$			
5	Remove debris, grit and silt inside the drainage system?	$\checkmark$			
6	Contaminated water discharge at discharge point / drainage inlet avoided?	$\checkmark$			
7	General housekeeping / site tidiness in good condition?	$\checkmark$			

Checked by : (CKJV) HY Tang  Inspection Date: 2016-05-16


Legends: Y = Yes, P = Partial, N = No

## Daily Drainage Inspection Record

Inspection Date: 16-May-2016



Stream B Outfall: clean water is discharging.



Outfall 1: Clean water is discharging.





中國路橋  
CRBC

**Kaden** 基利

Contract No. HY/2013/12  
Tuen Mun - Chek Lap Kok Link Northern Connection Toll Plaza  
and Associated Works

Inspection Checklist for vulnerable to contaminated water discharge

Inspection Date: 2016-05-17 Location: Stream B, Outfall 1  
Name of Inspector: Melody Tong Position of Inspector: ES

Please put a tick  on the appropriate box.

Item Description		Y	P	N	Remarks
1	Exposed slope protected?	<input checked="" type="checkbox"/>			
2	Adequacy of wastewater treatment facilities provided?	<input checked="" type="checkbox"/>			
3	Sandbags provided at each step and top of side walls?	<input checked="" type="checkbox"/>			
4	Is silt screen maintained in good condition?	<input checked="" type="checkbox"/>			
5	Remove debris, grit and silt inside the drainage system?	<input checked="" type="checkbox"/>			
6	Contaminated water discharge at discharge point / drainage inlet avoided?	<input checked="" type="checkbox"/>			
7	General housekeeping / site tidiness in good condition?	<input checked="" type="checkbox"/>			

Checked by : (CKJV) HY Tang  Inspection Date: 2016-05-17

Legends: Y = Yes, P = Partial, N = No

## Daily Drainage Inspection Record

Inspection Date: 17-May-2016



Stream B Outfall: clean water is discharging.



Outfall 1: Clean water is discharging.



中國路橋  
CRBC

**Kaden** 基利

Contract No. HY/2013/12

Tuen Mun - Chek Lap Kok Link Northern Connection Toll Plaza  
and Associated Works

Inspection Checklist for vulnerable to contaminated water discharge

Inspection Date: 2016-05-18


Location: Stream B, Outfall 1

Name of Inspector: Melody Tong

Position of Inspector: ES

Please put a tick  $\checkmark$  on the appropriate box.

Item Description		Y	P	N	Remarks
1	Exposed slope protected?	$\checkmark$			
2	Adequacy of wastewater treatment facilities provided?	$\checkmark$			
3	Sandbags provided at each step and top of side walls?	$\checkmark$			
4	Is silt screen maintained in good condition?	$\checkmark$			
5	Remove debris, grit and silt inside the drainage system?	$\checkmark$			
6	Contaminated water discharge at discharge point / drainage inlet avoided?	$\checkmark$			
7	General housekeeping / site tidiness in good condition?	$\checkmark$			

Checked by : (CKJV) HY Tang 

Inspection Date: 2016-05-18

Legends: Y = Yes, P = Partial, N = No

## Daily Drainage Inspection Record

Inspection Date: 18-May-2016



Stream B Outfall: clean water is discharging.



Outfall 1: Clean water is discharging.



中國路橋  
CRBC

**Kaden** 基利

Contract No. HY/2013/12  
Tuen Mun - Chek Lap Kok Link Northern Connection Toll Plaza  
and Associated Works

Inspection Checklist for vulnerable to contaminated water discharge

Inspection Date: 2016-05-19


Location: Stream B, Outfall 1

Name of Inspector: Melody Tong

Position of Inspector: ES

Please put a tick  $\checkmark$  on the appropriate box.

Item Description		Y	P	N	Remarks
1	Exposed slope protected?	$\checkmark$			
2	Adequacy of wastewater treatment facilities provided?	$\checkmark$			
3	Sandbags provided at each step and top of side walls?	$\checkmark$			
4	Is silt screen maintained in good condition?	$\checkmark$			
5	Remove debris, grit and silt inside the drainage system?	$\checkmark$			
6	Contaminated water discharge at discharge point / drainage inlet avoided?	$\checkmark$			
7	General housekeeping / site tidiness in good condition?	$\checkmark$			

Checked by : (CKJV) HY Tang 

Inspection Date: 2016-05-19

Legends: Y = Yes, P = Partial, N = No

# Daily Drainage Inspection Record

Inspection Date: 19-May-2016



Stream B Outfall: clean water is discharging.



Outfall 1: Clean water is discharging.



中國路格  
CRBC

**Kaden** 基利

Contract No. HY/2013/12

Tuen Mun - Chek Lap Kok Link Northern Connection Toll Plaza and Associated Works

Inspection Checklist for vulnerable to contaminated water discharge

Inspection Date: 2016-05-20


Location: Stream B, Outfall 1

Name of Inspector: Melody Tong

Position of Inspector: ES

Please put a tick  $\checkmark$  on the appropriate box.

Item Description		Y	P	N	Remarks
1	Exposed slope protected?	$\checkmark$			
2	Adequacy of wastewater treatment facilities provided?	$\checkmark$			
3	Sandbags provided at each step and top of side walls?	$\checkmark$			
4	Is silt screen maintained in good condition?	$\checkmark$			
5	Remove debris, grit and silt inside the drainage system?	$\checkmark$			
6	Contaminated water discharge at discharge point / drainage inlet avoided?	$\checkmark$			
7	General housekeeping / site tidiness in good condition?	$\checkmark$			

Checked by : (CKJV) HY Tang 

Inspection Date: 2016-05-20

Legends: Y = Yes, P = Partial, N = No

## Daily Drainage Inspection Record

Inspection Date: 20-May-2016



Stream B Outfall: clean water is discharging.



Outfall 1: Clean water is discharging.





中國路橋  
CRBC

**Kaden** 基利


Contract No. HY/2013/12  
Tuen Mun - Chek Lap Kok Link Northern Connection Toll Plaza  
and Associated Works

Inspection Checklist for vulnerable to contaminated water discharge

Inspection Date: 2016-05-21 Location: Stream B, Outfall 1  
Name of Inspector: Melody Tong Position of Inspector: ES

Please put a tick  on the appropriate box.

Item Description		Y	P	N	Remarks
1	Exposed slope protected?	<input checked="" type="checkbox"/>			
2	Adequacy of wastewater treatment facilities provided?	<input checked="" type="checkbox"/>			
3	Sandbags provided at each step and top of side walls?	<input checked="" type="checkbox"/>			
4	Is silt screen maintained in good condition?	<input checked="" type="checkbox"/>			
5	Remove debris, grit and silt inside the drainage system?	<input checked="" type="checkbox"/>			
6	Contaminated water discharge at discharge point / drainage inlet avoided?	<input checked="" type="checkbox"/>			
7	General housekeeping / site tidiness in good condition?	<input checked="" type="checkbox"/>			

Checked by : (CKJV) HY Tang  Inspection Date: 2016-05-21

Legends: Y = Yes, P = Partial, N = No

## Daily Drainage Inspection Record

Inspection Date: 21-May-2016



Stream B Outfall: clean water is discharging.



Outfall 1: Clean water is discharging.



中國路橋  
CRBC

**Kaden** 基利

Contract No. HY/2013/12

Tuen Mun - Chek Lap Kok Link Northern Connection Toll Plaza and Associated Works

Inspection Checklist for vulnerable to contaminated water discharge

Inspection Date: 2016-05-23


Location: Stream B, Outfall 1

Name of Inspector: Melody Tong

Position of Inspector: ES

Please put a tick  on the appropriate box.

Item Description		Y	P	N	Remarks
1	Exposed slope protected?	<input checked="" type="checkbox"/>	<input type="checkbox"/>	<input type="checkbox"/>	
2	Adequacy of wastewater treatment facilities provided?	<input checked="" type="checkbox"/>	<input type="checkbox"/>	<input type="checkbox"/>	
3	Sandbags provided at each step and top of side walls?	<input checked="" type="checkbox"/>	<input type="checkbox"/>	<input type="checkbox"/>	
4	Is silt screen maintained in good condition?	<input checked="" type="checkbox"/>	<input type="checkbox"/>	<input type="checkbox"/>	
5	Remove debris, grit and silt inside the drainage system?	<input checked="" type="checkbox"/>	<input type="checkbox"/>	<input type="checkbox"/>	
6	Contaminated water discharge at discharge point / drainage inlet avoided?	<input checked="" type="checkbox"/>	<input type="checkbox"/>	<input type="checkbox"/>	
7	General housekeeping / site tidiness in good condition?	<input checked="" type="checkbox"/>	<input type="checkbox"/>	<input type="checkbox"/>	

Checked by : (CKJV) HY Tang 

Inspection Date: 2016-05-23

Legends: Y = Yes, P = Partial, N = No

## Daily Drainage Inspection Record

Inspection Date: 23-May-2016



Stream B Outfall: clean water is discharging.



Outfall 1: Clean water is discharging.



中國路格  
CRBC

**Kaden** 基利

Contract No. HY/2013/12

Tuen Mun - Chek Lap Kok Link Northern Connection Toll Plaza and Associated Works

Inspection Checklist for vulnerable to contaminated water discharge

Inspection Date: 2016-05-24


Location: Stream B, Outfall 1

Name of Inspector: Melody Tong

Position of Inspector: ES

Please put a tick  on the appropriate box.

Item Description		Y	P	N	Remarks
1	Exposed slope protected?	<input checked="" type="checkbox"/>			
2	Adequacy of wastewater treatment facilities provided?	<input checked="" type="checkbox"/>			
3	Sandbags provided at each step and top of side walls?	<input checked="" type="checkbox"/>			
4	Is silt screen maintained in good condition?	<input checked="" type="checkbox"/>			
5	Remove debris, grit and silt inside the drainage system?	<input checked="" type="checkbox"/>			
6	Contaminated water discharge at discharge point / drainage inlet avoided?	<input checked="" type="checkbox"/>			
7	General housekeeping / site tidiness in good condition?	<input checked="" type="checkbox"/>			

Checked by : (CKJV) HY Tang 

Inspection Date: 2016-05-24

Legends: Y = Yes, P = Partial, N = No

## Daily Drainage Inspection Record

Inspection Date: 24-May-2016



Stream B Outfall: clean water is discharging.



Outfall 1: Clean water is discharging.



中國路橋  
CRBC

**Kaden** 基利


Contract No. HY/2013/12  
Tuen Mun - Chek Lap Kok Link Northern Connection Toll Plaza  
and Associated Works

Inspection Checklist for vulnerable to contaminated water discharge

Inspection Date: 2016-05-25 Location: Stream B, Outfall 1  
Name of Inspector: Melody Tong Position of Inspector: ES

Please put a tick  on the appropriate box.

Item Description		Y	P	N	Remarks
1	Exposed slope protected?	<input checked="" type="checkbox"/>			
2	Adequacy of wastewater treatment facilities provided?	<input checked="" type="checkbox"/>			
3	Sandbags provided at each step and top of side walls?	<input checked="" type="checkbox"/>			
4	Is silt screen maintained in good condition?	<input checked="" type="checkbox"/>			
5	Remove debris, grit and silt inside the drainage system?	<input checked="" type="checkbox"/>			
6	Contaminated water discharge at discharge point / drainage inlet avoided?	<input checked="" type="checkbox"/>			
7	General housekeeping / site tidiness in good condition?	<input checked="" type="checkbox"/>			

Checked by : (CKJV) HY Tang  Inspection Date: 2016-05-25

Legends: Y = Yes, P = Partial, N = No

## Daily Drainage Inspection Record

Inspection Date: 25-May-2016



Stream B Outfall: clean water is discharging.



Outfall 1: Clean water is discharging.





Contract No. HY/2013/12  
Tuen Mun - Chek Lap Kok Link Northern Connection Toll Plaza and Associated Works

Inspection Checklist for vulnerable to contaminated water discharge

Inspection Date: 2016-05-26


Location: Stream B, Outfall 1

Name of Inspector: Melody Tong

Position of Inspector: ES

Please put a tick  on the appropriate box.

Item Description		Y	P	N	Remarks
1	Exposed slope protected?	<input checked="" type="checkbox"/>			
2	Adequacy of wastewater treatment facilities provided?	<input checked="" type="checkbox"/>			
3	Sandbags provided at each step and top of side walls?	<input checked="" type="checkbox"/>			
4	Is silt screen maintained in good condition?	<input checked="" type="checkbox"/>			
5	Remove debris, grit and silt inside the drainage system?	<input checked="" type="checkbox"/>			
6	Contaminated water discharge at discharge point / drainage inlet avoided?	<input checked="" type="checkbox"/>			
7	General housekeeping / site tidiness in good condition?	<input checked="" type="checkbox"/>			

Checked by : (CKJV) HY Tang 

Inspection Date: 2016-05-26


Legends: Y = Yes, P = Partial, N = No

Daily Drainage Inspection Record

Inspection Date: 26-May-2016



Stream B Outfall: clean water is discharging.



Outfall 1: Clean water is discharging.



中國路權  
CRBC

**Kaden** 基利

Contract No. HY/2013/12

Tuen Mun - Chek Lap Kok Link Northern Connection Toll Plaza and Associated Works

Inspection Checklist for vulnerable to contaminated water discharge

Inspection Date: 2016-05-27


Location: Stream B, Outfall 1

Name of Inspector: Melody Tong

Position of Inspector: ES

Please put a tick  on the appropriate box.

Item Description		Y	P	N	Remarks
1	Exposed slope protected?	<input checked="" type="checkbox"/>			
2	Adequacy of wastewater treatment facilities provided?	<input checked="" type="checkbox"/>			
3	Sandbags provided at each step and top of side walls?	<input checked="" type="checkbox"/>			
4	Is silt screen maintained in good condition?	<input checked="" type="checkbox"/>			
5	Remove debris, grit and silt inside the drainage system?	<input checked="" type="checkbox"/>			
6	Contaminated water discharge at discharge point / drainage inlet avoided?	<input checked="" type="checkbox"/>			
7	General housekeeping / site tidiness in good condition?	<input checked="" type="checkbox"/>			

Checked by : (CKJV) HY Tang 

Inspection Date: 2016-05-27

Legends: Y = Yes, P = Partial, N = No

## Daily Drainage Inspection Record

Inspection Date: 27-May-2016



Stream B Outfall: clean water is discharging.



Outfall 1: Clean water is discharging.



中國路橋  
CRBC

**Kaden** 基利

Contract No. HY/2013/12  
Tuen Mun - Chek Lap Kok Link Northern Connection Toll Plaza  
and Associated Works

Inspection Checklist for vulnerable to contaminated water discharge

Inspection Date: 2016-05-28


Location: Stream B, Outfall 1

Name of Inspector: HY Tang

Position of Inspector: EO

Please put a tick  $\checkmark$  on the appropriate box.

Item Description		Y	P	N	Remarks
1	Exposed slope protected?	$\checkmark$			
2	Adequacy of wastewater treatment facilities provided?	$\checkmark$			
3	Sandbags provided at each step and top of side walls?	$\checkmark$			
4	Is silt screen maintained in good condition?	$\checkmark$			
5	Remove debris, grit and silt inside the drainage system?	$\checkmark$			
6	Contaminated water discharge at discharge point / drainage inlet avoided?	$\checkmark$			
7	General housekeeping / site tidiness in good condition?	$\checkmark$			

Checked by : (CKJV) HY Tang 

Inspection Date: 2016-05-28

Legends: Y = Yes, P = Partial, N = No

## Daily Drainage Inspection Record

Inspection Date: 28-May-2016



Stream B Outfall: clean water is discharging.



Outfall 1: Clean water is discharging.



中國路橋  
CRBC

**Kaden** 基利

Contract No. HY/2013/12

Tuen Mun - Chek Lap Kok Link Northern Connection Toll Plaza and Associated Works

Inspection Checklist for vulnerable to contaminated water discharge

Inspection Date: 2016-05-30


Location: Stream B, Outfall 1

Name of Inspector: Melody Tong

Position of Inspector: ES

Please put a tick  on the appropriate box.

Item Description		Y	P	N	Remarks
1	Exposed slope protected?	<input checked="" type="checkbox"/>	<input type="checkbox"/>	<input type="checkbox"/>	
2	Adequacy of wastewater treatment facilities provided?	<input checked="" type="checkbox"/>	<input type="checkbox"/>	<input type="checkbox"/>	
3	Sandbags provided at each step and top of side walls?	<input checked="" type="checkbox"/>	<input type="checkbox"/>	<input type="checkbox"/>	
4	Is silt screen maintained in good condition?	<input checked="" type="checkbox"/>	<input type="checkbox"/>	<input type="checkbox"/>	
5	Remove debris, grit and silt inside the drainage system?	<input checked="" type="checkbox"/>	<input type="checkbox"/>	<input type="checkbox"/>	
6	Contaminated water discharge at discharge point / drainage inlet avoided?	<input checked="" type="checkbox"/>	<input type="checkbox"/>	<input type="checkbox"/>	
7	General housekeeping / site tidiness in good condition?	<input checked="" type="checkbox"/>	<input type="checkbox"/>	<input type="checkbox"/>	

Checked by : (CKJV) HY Tang 

Inspection Date: 2016-05-30

Legends: Y = Yes, P = Partial, N = No

## Daily Drainage Inspection Record

Inspection Date: 30-May-2016



Stream B Outfall: clean water is discharging.



Outfall 1: Clean water is discharging.





中國路橋  
CRBC

**Kaden** 基利

Contract No. HY/2013/12

Tuen Mun - Chek Lap Kok Link Northern Connection Toll Plaza and Associated Works

Inspection Checklist for vulnerable to contaminated water discharge

Inspection Date: 2016-05-31


Location: Stream B, Outfall 1

Name of Inspector: Melody Tong

Position of Inspector: ES

Please put a tick  on the appropriate box.

Item Description		Y	P	N	Remarks
1	Exposed slope protected?	<input checked="" type="checkbox"/>			
2	Adequacy of wastewater treatment facilities provided?	<input checked="" type="checkbox"/>			
3	Sandbags provided at each step and top of side walls?	<input checked="" type="checkbox"/>			
4	Is silt screen maintained in good condition?	<input checked="" type="checkbox"/>			
5	Remove debris, grit and silt inside the drainage system?	<input checked="" type="checkbox"/>			
6	Contaminated water discharge at discharge point / drainage inlet avoided?	<input checked="" type="checkbox"/>			
7	General housekeeping / site tidiness in good condition?	<input checked="" type="checkbox"/>			

Checked by : (CKJV) HY Tang 

Inspection Date: 2016-05-31

Legends: Y = Yes, P = Partial, N = No

## Daily Drainage Inspection Record

Inspection Date: 31-May-2016



Stream B Outfall: clean water is discharging.



Outfall 1: Clean water is discharging.