

AUES JOB No.: TCS00715/14



**TUEN MUN - CHEK LAP KOK LINK
CONTRACT NO. HY/2013/12 –
NORTHERN CONNECTION TOLL PLAZA AND
ASSOCIATED WORKS**

**12th QUARTERLY ENVIRONMENTAL MONITORING &
AUDIT SUMMARY REPORT –
(August to October 2017)**

PREPARED FOR

CRBC AND KADEN JOINT VENTURE

Quality Index

Date	Reference No.	Prepared By	Certified By
29 December 2017	TCS00715/14/600/R0355v3	 Ben Tam (Environmental Consultant)	 T.W. Tam (Environmental Team Leader)

This report has been prepared by Action-United Environmental Services & Consulting with all reasonable skill, care and diligence within the terms of the Agreement with the client, incorporating our General Terms and Conditions of Business and taking account of the resources devoted to it by agreement with the client. We disclaim any responsibility to the client and others in respect of any matters outside the scope of the above. This report is confidential to the client and we accept no responsibility of whatsoever nature to third parties to whom this report, or any part thereof, is made known. Any such party relies upon the report at their own risk.

Ref.: HYDZHMBEEM00_0_6128L.17

29 December 2017

AECOM
Supervising Officer Representative's Office
No. 8 Mong Fat Street, Tuen Mun,
New Territories, Hong Kong

By Fax (2218 7299) and By Post

Attention: Mr. Albert Yu

Dear Mr. Yu,

**Re: Agreement No. CE 48/2011 (EP)
Environmental Project Office for the
HZMB Hong Kong Link Road, HZMB Hong Kong Boundary Crossing
Facilities, and Tuen Mun-Chek Lap Kok Link – Investigation**

**Contract No. HY/2013/12 TM-CLKL Northern Connection Toll Plaza and
Associated Works
12th Quarterly EM&A Summary Report (August to October 2017)**

Reference is made to the 12th Quarterly Environmental Monitoring and Audit (EM&A) Summary Report (August to October 2017) (AUES reference: TCS00715/14/600/R0355v3 dated 29 December 2017) certified by the ET Leader and provided to us via e-mail on 29 December 2017.

Please be informed that we have no adverse comments on the captioned report.

Thank you for your attention. Please do not hesitate to contact the undersigned or the ENPO Leader Mr. Y. H. Hui should you have any queries.

Yours sincerely,



F. C. Tsang
Independent Environmental Checker
Tuen Mun – Chek Lap Kok Link

c.c. HyD – Mr. Stephen Chan (By Fax: 3188 6614)
HyD – Mr. Vico Cheung (By Fax: 3188 6614)
AECOM – Mr. Conrad Ng (By Fax: 3922 9797)
AUES – Mr. T. W. Tam (By Fax: 2959 6079)
CRBC – Kaden JV – Mr. John Wong (By Fax: 2253 8399)

Internal: DY, YH, ENPO Site

Q:\Projects\HYDZHMBEEM00\02_Proj_Mgt\02_Corr\2017\HYDZHMBEEM00_0_6128L.17.docx

EXECUTIVE SUMMARY

ES.01. This is the 12th Quarterly EM&A Summary Report for the “Tuen Mun - Chek Lap Kok Link - Northern Connection Toll Plaza and Associated Works” under Environmental Permit No. EP-354/2009/D (hereinafter “the EP”), covering the period from **1 August to 31 October 2017** (hereinafter “Reporting Period”).

ENVIRONMENTAL MONITORING AND AUDIT ACTIVITIES

ES.02. Environmental monitoring activities under the EM&A programme in the Reporting Period are summarized in the following table.

Environmental Aspect	Environmental Monitoring Parameters / Inspection	Total Occasions
Air Quality	1-hour Total Suspended Particulates (TSP)	450
	24-hour TSP	145
Cultural heritage inspection	Grave G1	14
Landfill Gas Monitoring	Oxygen; Methane & Carbon Dioxide	75 days
Landscape & Visual	Landscape & Visual Monitoring	13
Joint Site Inspection / Audit	IEC, ET, the Contractor and RE joint site Environmental Inspection and Auditing	14

BREACHES OF ACTION/LIMIT LEVELS

ES.03. In the Reporting Period, 1 Action Level exceedances of 1-hour TSP was recorded at ASR1 on 22 August 2017; 3 Action Level and 1 Limit Level exceedances of 1-hour TSP was recorded at ASR1 (2 Action and 1 Limit) and ASR5 (1 Action) on 12 September 2017; 1 Action Level exceedance of 1-hour TSP was recorded at AQMS1 on 18 September 2017 and 2 Action Level exceedances of 1-hour TSP was recorded at ASR5 on 27 September 2017; 2 Action Level exceedances of 1-hour TSP and 1 Action Level exceedances of 24-hour TSP was recorded at ASR1 on 21 October 2017; 2 Action Level exceedances of 1-hour TSP was recorded at ASR5 and ASR6 on 27 October 2017 according to the measurement results by the ET of Contract HY/2012/08, investigation reports for the exceedances have been completed and the corresponding investigation reports have been submitted to all relevant parties. The summary of breach of air quality performance is shown below.

Environmental Aspect	Monitoring Parameters	Action Level	Limit Level	Event & Action		
				NOE Issued	Investigation	Corrective Actions
Air Quality	1-hour TSP	11	1	12	Exceedances were unlikely related to the Contract work	No corrective action was undertaken
	24-hour TSP	1	0	1	Exceedances were unlikely related to the Contract work	No corrective action was undertaken
Landfill Gas Monitoring	Oxygen	0	0	0	0	0
	Methane	0	0	0	0	0
	Carbon Dioxide	0	0	0	0	0

ENVIRONMENTAL COMPLAINT

ES.04. In the Reporting Period, two (2) environmental complaints were received from EPD. For the complaint on 29 September 2017 regarding construction dust issue at Lung Mun Road, Tuen Mun; investigation report for the complaint has been conducted by the ET and concluded that the complaint was project-related. For the complaint on 24 October 2017 regarding light nuisance created by Tuen Mun - Chek Lap Kok Link Project during mid-night. Investigation report for the complaint has been conducted by the ET and concluded that the complaint was not project-related.

NOTIFICATION OF SUMMONS AND SUCCESSFUL PROSECUTIONS

ES.05. No environmental summons or successful prosecutions were recorded in the Reporting Period.

REPORTING CHANGES

ES.06. No reporting changes were made in the Reporting Period.

FUTURE KEY ISSUES

ES.07. During dry season, air quality mitigation measures such as watering of site area for 12 times per day and covering of exposed slopes should be fully implemented to reduce construction dust impact as recommended in the EMIS.

ES.08. Moreover, muddy water or other water pollutants from site surface runoff into the public areas will be key environment issue. Special attention should be paid on the water quality mitigation measures to prevent surface runoff flow to public area.

ES.09. It was reminded that good housekeeping practice should be maintained. Mosquito control measures should be properly implemented to prevent mosquito breeding on site especially after rain.

TABLE OF CONTENTS

1.	INTRODUCTION	1
1.1.	PROJECT BACKGROUND	1
1.2	REPORT STRUCTURE	1
2	CONTRACT ORGANIZATION AND CONSTRUCTION PROGRESS	2
2.1	CONTRACT ORGANIZATION	2
2.2	CONSTRUCTION PROGRESS	2
2.3	SUMMARY OF ENVIRONMENTAL SUBMISSIONS	2
3	SUMMARY OF IMPACT MONITORING REQUIREMENTS	4
3.1	GENERAL	4
3.2	AIR QUALITY MONITORING	4
3.3	MONITORING LOCATIONS	4
3.4	MONITORING FREQUENCY	4
3.5	MONITORING EQUIPMENT	5
3.6	DERIVATION OF ACTION/LIMIT (A/L) LEVELS	6
3.7	OTHER ENVIRONMENTAL ASPECTS	6
4	AIR QUALITY MONITORING	8
4.1	GENERAL	8
4.2	SUMMARY OF MONITORING RESULTS	8
4.3	ACTION AND LIMIT (A/L) LEVELS EXCEEDANCE	8
4.4	AIR QUALITY EXCEEDANCE INVESTIGATION	8
5	ECOLOGY MONITORING	10
5.1	GENERAL	10
5.2	PITCHER PLANTS INSPECTION	10
6	CULTURAL HERITAGE	11
6.1	GENERAL	11
6.2	GRAVE INSPECTION	11
7	LANDSCAPE AND VISUAL	12
7.1	GENERAL	12
7.2	LANDSCAPE AND VISUAL INSPECTION	12
8	LANDFILL GAS HAZARD MONITORING	13
8.1	GENERAL	13
8.2	LANDFILL GAS MONITORING RESULT	13
9	WASTE MANAGEMENT	15
9.1	GENERAL WASTE MANAGEMENT	15
9.2	RECORDS OF WASTE QUANTITIES	15
10	SITE INSPECTIONS	16
10.1	REQUIREMENTS	16
11	ENVIRONMENTAL COMPLAINT AND NON-COMPLIANCE	19
11.1	ENVIRONMENTAL COMPLAINT, SUMMONS AND PROSECUTION	19
12	IMPLEMENTATION STATUS OF MITIGATION MEASURES	21
12.1	GENERAL REQUIREMENTS	21
13	CONCLUSIONS AND RECOMMENDATIONS	22
13.1	CONCLUSIONS	22
13.2	RECOMMENDATIONS	22

LIST OF TABLES

TABLE 2-1	STATUS OF ENVIRONMENTAL LICENSES AND PERMITS OF THE CONTRACTS
TABLE 3-1	AIR QUALITY MONITORING STATIONS UNDER THE CONTRACT
TABLE 3-2	ENHANCED TSP MONITORING PLAN – CONSTRUCTION PHASE
TABLE 3-3	ACTION AND LIMIT LEVELS FOR IMPACT AIR QUALITY MONITORING
TABLE 4-1	SUMMARY OF AIR QUALITY MONITORING EXCEEDANCE
TABLE 8-1	SUMMARY OF LANDFILL GAS MONITORING ZONE
TABLE 8-2	SUMMARY OF LANDFILL GAS MEASUREMENT RESULTS IN REPORTING PERIOD
TABLE 9-1	SUMMARY OF QUANTITIES OF INERT C&D MATERIALS
TABLE 9-2	SUMMARY OF QUANTITIES OF C&D WASTES
TABLE 10-1	SITE OBSERVATIONS FOR THE CONTRACT FOR THE REPORTING PERIOD
TABLE 10-2	SUMMARY OF REMINDERS/OBSERVATIONS OF SITE INSPECTION
TABLE 11-1	STATISTICAL SUMMARY OF ENVIRONMENTAL EXCEEDANCE
TABLE 11-2	STATISTICAL SUMMARY OF ENVIRONMENTAL COMPLAINTS
TABLE 11-3	STATISTICAL SUMMARY OF ENVIRONMENTAL SUMMONS
TABLE 11-4	STATISTICAL SUMMARY OF ENVIRONMENTAL PROSECUTION
TABLE 12-1	ENVIRONMENTAL MITIGATION MEASURES

LIST OF ANNEXES

APPENDIX A	LAYOUT PLAN OF THE PROJECT
APPENDIX B	LAYOUT PLAN OF THE CONTRACT
APPENDIX C	ENVIRONMENTAL MANAGEMENT ORGANIZATION CHART
APPENDIX D	CONSTRUCTION PROGRAMME
APPENDIX E	MONITORING LOCATIONS / SENSITIVE RECEIVERS FOR THE CONTRACT
APPENDIX F	EVENT AND ACTION PLAN
APPENDIX G	LANDFILL GAS MONITORING GRAPHICAL PLOTS
APPENDIX H	WASTE FLOW TABLE
APPENDIX I	IMPLEMENTATION SCHEDULE FOR ENVIRONMENTAL MITIGATION MEASURES

1. INTRODUCTION

1.1. PROJECT BACKGROUND

- 1.1.1. CRBC-Kaden Joint Venture (hereafter “CRBC-Kaden JV”) is commissioned by the Highways Department (HyD) as the Main Contractor of the Contract No. HY/2013/12 – Northern Connection Toll Plaza and Tunnel Section ((hereafter “the Contract”) and this Contract is part of the Tuen Mun – Chek Lap Kok Link (TM-CLK Link Project). The TM-CLK Link Project is a designated project under Environmental Permit number EP-354/2009/D issued on 13 March 2015. The layout Plan of the Project and the Contract are showed in **Appendix A** and **B** respectively.
- 1.1.2. The construction works of the Contract mainly include:-
- construction of an approximately 5.4 hectares toll plaza and an associated footbridge;
 - construction of associated carriageways including approximately 0.74 kilometre land viaducts, and an approximately 230 metres vehicular underpass to connect the toll plaza and the roundabout at Lung Mun Road/Lung Fu Road;
 - site formation for the construction of the toll plaza, including associated slope works and natural terrain hazard mitigation measures;
 - modification and realignment of the existing Lung Mun Road and Lung Fu Road; and
 - associated waterworks, drainage, sewerage and landscaping works, etc..
- 1.1.3. Action-United Environmental Services & Consulting has been commissioned as an Independent ET to implement the relevant EM&A program in accordance with the approved EM&A Manual, as well as the associated duties.
- 1.1.4. This is the 12th Quarterly EM&A Summary Report covering the period from **1 August to 31 October 2017**.

1.2 REPORT STRUCTURE

- 1.2.1 The Quarterly Environmental Monitoring and Audit (EM&A) Report is structured into the following sections:-

Section 1 Introduction

Section 2 Contract Organization and Construction Progress

Section 3 Summary of Impact Monitoring Requirements

Section 4 Air Quality Monitoring

Section 5 Ecology Monitoring

Section 6 Cultural Heritage

Section 7 Landscape and Visual

Section 8 Landfill gas hazard Monitoring

Section 9 Waste Management

Section 10 Site Inspections

Section 11 Environmental Complaints and Non-Compliance

Section 12 Implementation Status of Mitigation Measures

Section 13 Conclusions and Recommendations

2 CONTRACT ORGANIZATION AND CONSTRUCTION PROGRESS

2.1 CONTRACT ORGANIZATION

2.1.1 The Contract organization and contact details of key personnel are shown in *Appendix C*.

2.2 CONSTRUCTION PROGRESS

2.2.1 In the Reporting Period, the major construction activity conducted under the Contract is summarized in below. Moreover, the master construction program and 2-month rolling programme is enclosed in *Appendix D*.

August 2017

- Instrumentation and Monitoring
- Site Formation – Earthwork on Slope D and E; surface drainage on Slope C, D & E and Portion H;
- Toll Plaza Decking and TD2;
- Toll Plaza Footbridge;
- Retaining Structure RW_A, RW_B and RW_F;
- Toll Collector Subway & Associated Works;
- Bridge G1, G2 and Bridge H1 by Form Traveller;
- Sewer Culvert at FC1 and FC2;
- Waterproofing and lining at Vehicular Underpass
- Road and Drainage Works at +11mPD, +19mPD and Portion H

September 2017

- Instrumentation and Monitoring
- Site Formation – Earthwork on Slope D and E; surface drainage on Slope C, D & E and Portion H;
- Toll Plaza Decking TD1 and TD2;
- Toll Plaza Footbridge;
- Retaining Structure RW_A, RW_B
- Toll Collector Subway & Associated Works;
- Bridge G1 and H1 by Form Traveller;
- Sewer Culvert at FC1 and FC2;
- Road and Drainage Works at +11mPD, +19mPD and Portion H.
- Toll Booth Canopy

October 2017

- Instrumentation and Monitoring
- Site Formation – Earthwork on Slope D and E; surface drainage on Slope C, D & E and Portion H;
- Toll Plaza Decking TD1 and TD2;
- Toll Plaza Footbridge;
- Retaining Structure RW_A, RW_B
- Toll Collector Subway & Associated Works;
- Bridge G1 and H1 by Form Traveller;
- Sewer Culvert at FC1 and FC2;
- Road and Drainage Works at +11mPD, +19mPD and Portion H.
- Toll Booth Canopy

2.3 SUMMARY OF ENVIRONMENTAL SUBMISSIONS

2.3.1 In according to the EP, the required documents have submitted to EPD for retention which listed in below:

- Monitoring Plan on Construction Dust (submission refer to Contract HY/2012/08)
- Landscape and Visual Plan (not yet endorsed by EPD)
- Waste Management Plan (endorsed by EPD on 16 March 2015)
- Baseline Monitoring Report (not yet endorsed by EPD)

2.3.2 Summary of the relevant permits, licenses, and/or notifications on environmental protection for Contract No. HY/2013/12 are presented in **Table 2-1**.

Table 2-1 Status of Environmental Licenses and Permits of the Contracts

No.	Type of Permit/ License	Reference/ License No.	Date of Issue	Date of Expiry
1	Air pollution Control (Construction Dust) Regulation	377719	06-08-2014	N/A
2	Chemical Waste Producer Registration - Waste Producers Number	5117422C389301	03-09-2014	N/A
3	Water Pollution Control Ordinance -Variation of Effluent Discharge License	WT00023973-2016	14-03-16	30-09-2019
4	Water Pollution Control Ordinance -New Variation of Effluent Discharge License	WT00023973-2016	18-05-2016	30-09-2019
5	Waste Disposal Regulation - Billing Account for Disposal of Construction Waste	7020460	01-08-2014	N/A
6	Extend CNP for Flasework Erection	GW-RW0205-17	25-04-2017	25-11-2017
7	Extend CNP for Multiple Task	GW-RW0230-17	10-05-2017	04-11-2017
8	Extent CNP for Tunnel Works	GW-RW0243-17	23-05-2017	22-11-2017
9	CNP for Portion H	GW-RW0242-17	22-05-2017	17-11-2017
10	CNP for Road Paving Works	GW-RW0211-17	25-04-2017	01-11-2017

3 SUMMARY OF IMPACT MONITORING REQUIREMENTS

3.1 GENERAL

3.1.1 The major construction activities under the Contract are land-based and no marine work will be involved. In accordance with the Project EM&A Manual requirements, the environmental aspects under the Contract shall be included air quality, ecological, cultural heritage, landscape and visual, landfill gas and site inspection during construction period. In addition, audit of the contractor's implementation of the construction noise and land-based water quality pollution control measures are also required for the Contract.

3.1.2 A summary of construction phase EM&A requirements are presented in the sub-sections below.

3.2 AIR QUALITY MONITORING

3.2.1 The construction phase air quality monitoring shall cover the following parameters:

- 1-hour TSP; and
- 24-hour TSP

3.3 MONITORING LOCATIONS

3.3.1 The air quality monitoring stations for impact monitoring are listed in *Table 3-1* and illustrated in *Appendix E*.

Table 3-1 Air Quality Monitoring Stations under the Contract

ID	Location	Air monitoring station Description
ASR1	Tuen Mun Fireboat Station	EM&A Manual
ASR5	Pillar Point Fire Station	EM&A Manual
AQMS1	Previous River Trade Golf	Enhanced TSP Level under EP condition 2.4
ASR6	Butterfly Beach Laundry	Enhanced TSP Level under EP condition 2.4
ASR10	Butterfly Beach Park	Enhanced TSP Level under EP condition 2.4

3.4 MONITORING FREQUENCY

3.4.1 As per Condition 2.4 of the EP of TM-CLKL, an enhanced monitoring plan on TSP level at Tuen Mun ("the Enhanced TSP Monitoring Plan") is required to be submitted to the DEP for approval at least 1 month before the commencement of construction of the Project. Details of the Enhanced TSP Monitoring Plan under Contract No. HY/2012/08 could be found from the project website. The air quality monitoring work under this Contract will follow the monitoring requirement of enhanced TSP monitoring under the project.

3.4.2 The air quality monitoring requirements for the Contract is summarized in *Table 3-2*.

Table 3-2 Enhanced TSP Monitoring Plan – Construction Phase

Condition	Monitoring Parameter	Monitoring Location	Frequency	Monitoring Requirement
General	1-hour TSP	ASR1, ASR5, AQMS1, ASR6, ASR10	3 times per day every six days	Throughout the Northern Connection, toll plaza and tunnel buildings construction works
	24-hour TSP	ASR1, ASR5, AQMS1, ASR6, ASR10	Daily every six days	
Special	1-hour TSP	ASR1, ASR5, AQMS1, ASR6, ASR10	3 times per day every three days	<u>Northern Connection</u> During excavation works for launching shaft, excavation work for Cut

Condition	Monitoring Parameter	Monitoring Location	Frequency	Monitoring Requirement
	24-hour TSP	ASR1, ASR5, AQMS1, ASR6, ASR10	Daily every three days	and Cover Tunnel and Cut and Cover Tunnel Construction <u>Toll Plaza</u> During excavation, slope works, construction of road and superstructures and wind erosion from open sites and stockpiling areas <u>Tunnel Buildings</u> During excavation, foundation works, construction of superstructures and wind erosion from open sites and stockpiling areas

3.5 MONITORING EQUIPMENT

- 3.5.1 The 24-hour and 1-hour TSP levels shall be measured by following the standard high volume sampling method as set out in the *Title 40 of the Code of Federal Regulations, Chapter 1 (Part 50), Appendix B*.
- 3.5.2 The filter paper of 24-hour TSP measurement shall be determined by HOKLAS accredited laboratory. A high volume sampler in compliance with the following specifications shall be used for carrying out the 1-hr and 24-hr TSP monitoring:
 - (i) 0.6-1.7 m³/min (20-60 SCFM) adjustable flow range;
 - (ii) equipped with a timing/control device with +/- 5 minutes accuracy for 24 hours operation;
 - (iii) installed with elapsed-time meter with +/- 2 minutes accuracy for 24 hours operation;
 - (iv) capable of providing a minimum exposed area of 406 cm² (63 in²);
 - (v) flow control accuracy: +/- 2.5% deviation over 24-hr sampling period;
 - (vi) equipped with a shelter to protect the filter and sampler;
 - (vii) incorporated with an electronic mass flow rate controller or other equivalent devices;
 - (viii) equipped with a flow recorder for continuous monitoring;
 - (ix) provided with a peaked roof inlet;
 - (x) equipped with a manometer;
 - (xi) able to hold and seal the filter paper to the sampler housing in a horizontal position;
 - (xii) easy to change the filter; and
 - (xiii) capable of operating continuously for 24-hr period.
- 3.5.3 Calibration of dust monitoring equipment shall be conducted by the ET upon installation and in bi-monthly intervals during construction phase. The transfer standard shall be traceable to the internationally recognized primary standard and be calibrated annually. The calibration data shall be properly documented for future reference by concerned parties, such as the IEC. All the data shall be converted into standard temperature and pressure condition.
- 3.5.4 The filter paper of 24-hour TSP measurement shall be determined by HOKLAS accredited laboratory.
- 3.5.5 If the ET proposes to use a direct reading dust meter to measure 1-hr TSP levels on an ad hoc basis, he shall submit sufficient information to the IEC to prove that the instrument is capable of achieving a comparable result as that the High Volume Sampler (HVS) and may be used for the

1-hr sampling. The instrument should also be calibrated regularly and the 1-hr sampling shall be checked periodically by the HVS to check the validity and accuracy of the results measured by the direct reading method.

- 3.5.6 According to the Project EM&A Manual, wind data monitoring equipment shall also be provided and set up for logging wind speed and wind direction near the dust monitoring locations. The equipment installation location shall be proposed by the ET and agreed with the IEC. For installation and operation of wind data monitoring equipment, the following points shall be observed:
- (i) the wind sensors should be installed on masts at an elevated level 10 m above ground so that they are clear of obstructions or turbulence caused by the buildings;
 - (ii) the wind data should be captured by a data logger to be down-loaded for processing at least once a month;
 - (iii) the wind data monitoring equipment should be re-calibrated at least once every six months; and
 - (iv) wind direction should be divided into 16 sectors of 22.5 degrees each.

3.6 DERIVATION OF ACTION/LIMIT (A/L) LEVELS

- 3.6.1 The baseline monitoring results formed the basis for determining the air quality criteria for the impact monitoring. The ET shall compare the impact monitoring results with air quality criteria set up for 24-hour TSP and 1-hour TSP. Based on results of the approved Baseline Monitoring Report of HyD Contract HY/2012/08, the Action and Limit Levels for impact dust monitoring are shown in *Tables 3-3*.

Table 3-3 Action and Limit Levels for Impact Air Quality Monitoring

Air Quality Monitoring Stations	24-hour TSP ($\mu\text{g}/\text{m}^3$)		1-hour TSP ($\mu\text{g}/\text{m}^3$)	
	Action Level	Limit Level	Action Level	Limit Level
ASR1	213	260	331	500
ASR5	238	260	340	500
AQMS1	213	260	335	500
ASR6	238	260	338	500
ASR10	214	260	337	500

- 3.6.2 Should non-compliance of the environmental quality criteria occurs, remedial actions will be triggered according to the Event and Action Plan which presented in *Appendix F*.

3.7 OTHER ENVIRONMENTAL ASPECTS

Noise

- 3.7.1 The TM-CLKL EIA study stated that no existing noise sensitive receiver (NSR) was identified within the Study Area at Tuen Mun. Therefore, no noise monitoring is required for the construction phase of the Contract.
- 3.7.2 Regular site inspections and audits will be carried out during the construction phase in order to confirm the construction works under the Contract comply with the regulatory noise requirements.

Water Quality

- 3.7.3 No marine works will be undertaken under the Contract. Therefore, no water quality monitoring is required for the construction phase of the Contract.

Ecology

- 3.7.4 No marine works will be undertaken under the Contract and generated marine ecological impact, no dolphin monitoring is required for the construction phase of the Contract.

- 3.7.5 During construction phase, the ET will perform Pitcher Plants inspection at least once every week to report the growth condition (only undertaken at Establishment period) and protection measures.

Landscape and Visual

- 3.7.6 Measures to mitigate landscape and visual impact during construction should be checked and monitored by a Registered Landscape Architect to ensure compliance with the intended aims of the mitigation measures in accordance with the EM&A Manual.

Cultural Heritage

- 3.7.7 Grave G1 as a heritage resource is situated near the proposed toll plaza in Tuen Mun. Site inspections should be undertaken at least once per week throughout the construction period to ensure compliance with the intended aims of recommended mitigation measures.

Landfill Gas

- 3.7.8 During EIA study, landfill gas hazards are likely to be generated from the Pillar Point Valley (PPV) Landfill. Landfill gas monitoring is recommended during construction of the Contract to ensure the works area is free of landfill gas before the worker entered the concerned area.

4 AIR QUALITY MONITORING

4.1 GENERAL

4.1.1 The air quality impact monitoring and enhanced Total Suspended Particulates (TSP) level monitoring at five proposed locations are currently carried out by the ET of Contract HY/2012/08. Sharing of impact air quality monitoring data between HY/2012/08 and HY/2013/12 is agreed by all relevant parties. The Contract is not required to conduct its own dust monitoring exercise until the Contract HY/2012/08 ends.

4.2 SUMMARY OF MONITORING RESULTS

4.2.1 In the Reporting Period, 1- hour and 24-hour TSP monitoring at the five proposed locations are continued to perform by the ET of Contract HY/2012/08. Therefore, no air quality monitoring was conducted by the ET of Contract HY/2013/12. Details information of air quality monitoring results could be referred to the Monthly EM&A Reports of the Contract HY /2012 /08 (*May 2017, June 2017 and July 2017*).

4.3 ACTION AND LIMIT (A/L) LEVELS EXCEEDANCE

4.3.1 According to the air quality monitoring result provided by Contract HY/2012/08, 1 Action Level exceedances of 1-hour TSP was recorded at ASR1 on 22 August 2017; 3 Action Level and 1 Limit Level exceedances of 1-hour TSP was recorded at ASR1 (2 Action and 1 Limit) and ASR5 (1 Action) on 12 September 2017; 1 Action Level exceedance of 1-hour TSP was recorded at AQMS1 on 18 September 2017 and 2 Action Level exceedances of 1-hour TSP was recorded at ASR5 on 27 September 2017; 2 Action Level exceedances of 1-hour TSP and 1 Action Level exceedances of 24-hour TSP was recorded at ASR1 on 21 October 2017; 2 Action Level exceedances of 1-hour TSP was recorded at ASR5 and ASR6 on 27 October 2017. Notification on Exceedances (NOEs) were issued after receiving the monitoring result from the Contract HY/2012/08. The summary of air quality exceedance in the Reporting Period is shown in *Table 4-1*.

Table 4-1 Summary of Air Quality Monitoring Exceedance

Date of Exceedance	Monitoring Station	Air Quality Parameter	Result	Exceed
22 August 2017	ASR1	1Hr TSP	360 $\mu\text{g}/\text{m}^3$	Action Level
12 September 2017	ASR1	1Hr TSP	332 $\mu\text{g}/\text{m}^3$	Action Level
12 September 2017	ASR1	1Hr TSP	545 $\mu\text{g}/\text{m}^3$	Limit Level
12 September 2017	ASR1	1Hr TSP	413 $\mu\text{g}/\text{m}^3$	Action Level
12 September 2017	ASR5	1Hr TSP	367 $\mu\text{g}/\text{m}^3$	Action Level
18 September 2017	AQMS1	1Hr TSP	473 $\mu\text{g}/\text{m}^3$	Action Level
27 September 2017	ASR5	1Hr TSP	355 $\mu\text{g}/\text{m}^3$	Action Level
27 September 2017	ASR5	1Hr TSP	456 $\mu\text{g}/\text{m}^3$	Action Level
21 October 2017	ASR1	1Hr TSP	372 $\mu\text{g}/\text{m}^3$	Action Level
21 October 2017	ASR1	1Hr TSP	439 $\mu\text{g}/\text{m}^3$	Action Level
27 October 2017	ASR5	1Hr TSP	368 $\mu\text{g}/\text{m}^3$	Action Level
27 October 2017	ASR6	1Hr TSP	388 $\mu\text{g}/\text{m}^3$	Action Level
21 October 2017	ASR1	24Hr TSP	220 $\mu\text{g}/\text{m}^3$	Action Level

4.4 AIR QUALITY EXCEEDANCE INVESTIGATION

4.4.1 Investigation for the 1-hour and 24-hour TSP exceedance was undertaken upon received the monitoring results by the ET.

4.4.2 For the exceednances on August, September and October 2017, the investigation reports were submitted to all relevant parties and concluded that those exceedances are unlikely related to the

Contract work and no corrective action was required accordingly. The detailed investigation reports and findings can be referred to the Monthly EM&A Reports (**August 2017, September 2017, October 2017 and November 2017**) of the contract.

5 ECOLOGY MONITORING

5.1 GENERAL

5.1.1 According to the EM&A Manual requirements, regularly inspection for Pitcher Plants at least once every week to report its growth and protection measure situation shall be conducted during construction period.

5.2 PITCHER PLANTS INSPECTION

5.2.1 Total 181 pitcher plants were transplanted to final receptor site and the rest of the Pitcher Plant individuals (certified dead by the specialist) were not transplanted and were treated as general refuse. All the transplantation of pitcher plant from the nursery site to final receptor site was completed on 10th September 2015.

5.2.2 In the Reporting Period, inspections for implementation status of mitigation measures for the Pitcher Plants were carried out by the ET on **1st, 8th, 15th, 22nd, 29th August 2017, 5th, 12th, 19th, 27th September 2017, 3rd, 10th, 17th, 24th and 31st October 2017.**

5.2.3 Establishment period for the pitcher plants was completed at the end of September 2016, the joint site completion of Establishment period visit with AFCD was undertaken on 23 September 2016 and the final pitcher plants report was submitted to AFCD on early December 2016. Therefore after 23 September 2016, only the integrity of the protection fence was checked to fulfill the EIA requirement. During each inspection, the protection mitigation measures were checked at the final receptor area to make sure no site activities were undertaken inside the protection zone. Besides, no construction activities were observed to be carried out at the surrounding of the final receptor area. The condition of chain link fence is good and no repair or maintenance is required.

5.2.4 No matter the completion of Establishment period, the Contractor should properly maintain the fencing along the receptor area to avoid disturbance to the pitcher plants under the EIA requirement.

6 CULTURAL HERITAGE

6.1 GENERAL

6.1.1 According to the EM&A Manual requirements, regular inspection for heritage resource, Grave G1, shall be audited by the ET at least once every week to ensure recommended mitigation measures implemented during construction period. The aim of the survey is to prevent any possible damage to the grave and to ensure the proposed mitigation measures are implemented. The broad scope of the audit will involve supervision of the following:

- Non-contact effects of the engineering works, such as vibration from pneumatic drills which could cause damage, such as foundation or wall cracks and loosening of tiles or fixtures; and
- Contact between the historic structures and equipment and materials associated with the engineering works.

6.1.2 Specifically, the monitoring programme will entail the following tasks:

- The extent of the agreed works areas should be regularly checked during the construction phase to ensure the buffer is being maintained; and
- Ensure no stockpiling or equipment storage is affecting the structure.

6.1.3 In the event of non-compliance the responsibilities of the relevant parties is detailed in the Event/Action Plan in *Appendix F*.

6.2 GRAVE INSPECTION

6.2.1 In the Reporting Period, site inspection for the Grave G1 was undertaken on **1st, 8th, 15th, 22nd, 29th August 2017, 5th, 12th, 19th, 27th September 2017, 3rd, 10th, 17th, 24th and 31st October 2017**. During these inspections, buffer zone was maintained between the working area and the Grave. The nearby areas were clean, and no construction materials or mechanical equipment were stored within or close to the buffer zone. Moreover protective measures (hoarding and scaffold with protective net above the grave) was provided for constructing Toll Plaza Decking TD2 deck structure.

6.2.2 Accordingly, the Contractor has had fully implemented cultural heritage mitigation measures in accordance with the EM&A Manual requirements.

7 LANDSCAPE AND VISUAL

7.1 GENERAL

7.1.1 According to EM&A Manual requirements, monitoring of Contractor's operations during construction period to report on Contractor's compliance should be carried out on weekly basis. Measure to mitigate landscape and visual impact during construction should be checked and monitored by a Registered Landscape Architect to ensure compliance with the intended aims of the mitigation measures. Moreover, the progress of the engineering works shall be regularly reviewed on site to identify the earliest practical opportunities for the landscape works to be undertaken.

7.2 LANDSCAPE AND VISUAL INSPECTION

7.2.1 In the Reporting Period, site inspection for landscape and visual mitigation measures was undertaken by the Registered Landscape Architect on **4th, 11th, 18th, 25th August 2017, 1st, 8th, 15th, 22th, 29th September 2017, 6th, 13th, 20th and 27th October 2017.**

7.2.2 Most of the landscape works such as planting was not yet commenced. The detailed inspection checklists can be referred to the Monthly EM&A Reports (**August 2017, September 2017 and October 2017**) of the contract.

8 LANDFILL GAS HAZARD MONITORING

8.1 GENERAL

- 8.1.1 During EIA study, landfill gas hazards are likely to be generated from the Pillar Point Valley (PPV) Landfill. Hence, regular landfill gas monitoring is recommended during construction of the proposed toll plaza.
- 8.1.2 During construction, a Safety Officer should be appointed to carry out the monitoring works. The monitoring frequency and areas to be monitored should be set down prior to commencement of ground-works either by the Safety Officer or an approved and appropriated qualified person. The routine monitoring should be carried out in all excavations, manholes, chambers, relocation of monitoring wells and any other confined spaces that may have been created. All measurements in excavations should be made with the extended monitoring tube located not more than 10 mm from the exposed ground surface. Monitoring should be performed properly to make sure that the area is free of landfill gas before any man enters in the area.
- 8.1.3 For excavations deeper than 1m, measurements should be carried out:
- at the ground surface before excavation commences;
 - immediately before any worker enters the excavation;
 - at the beginning of each working day for the entire period the excavation remains open; and
 - periodically through the working day whilst workers are in the excavation.
- 8.1.4 For excavations between 300mm and 1m deep, measurements should be carried out:
- directly after the excavation has been completed; and
 - periodically whilst the excavation remains open
- 8.1.5 For excavations less than 300mm deep, monitoring may be omitted, at the discretion of the Safety Officer or other appropriately qualified person.
- 8.1.6 To ensure the accuracy of the monitoring data, zeroing of the gas analyser shall be undertaken at the start of each day's monitoring. As part of the QA/QC, calibration of the gas analyser shall be conducted at least once every two weeks according to the specification of the manufacturer's operation manual.
- 8.1.7 The landfill consultation zone was divided into 6 monitoring zones. The landfill gas monitoring zones are summarized in Table 8-1 and the layout plan for the monitoring zone is illustrated in *Appendix E*.

Table 8-1 Landfill Gas Monitoring Zone

ID	Location	Excavation >300mm deep undertaken in this reporting period
TD1	TD1, Retaining Wall A, Grave G1 and Subway	Yes
RW-B	Retaining Wall B	No
RW-F	Retaining Wall F	No
S&U	Slope and Underpass	No
BW	Bridge Works (G2, H1)	No
LMR	Lung Mun Road	Yes (Till 21 August 2017)

8.2 LANDFILL GAS MONITORING RESULT

- 8.2.1 In the Reporting Period, landfill gas monitoring was conducted at the zone TD1 and LMR which have excavation works was undertaking. A BIOGAS 5000 gas analyser was used for the landfill gas monitoring.

8.2.2 There were total **75** workings days monitoring were carried by the Safety Officer or an approved and qualified persons in this reporting period. **Table 8-2** is summarized landfill gas measurement results. Moreover, graphical plot are attached in *Appendix G*.

Table 8-2 Summary of Landfill Gas Measurement Results in Reporting Period

Landfill Gas Parameter	Action Level	Limit Level	Detectable at TD1		Detectable at LMR	
			Min	Max	Min	Max
Methane	>10% LEL (>0.5% v/v)	>20% LEL (>1% v/v)	0.1%	0.1%	0.1%	0.1%
Oxygen	<19%	<18%	19.2%	21.1%	20.1%	21.1%
Carbon Dioxide	>0.5%	>1.5%	0.1%	0.2%	0.1%	0.2%

8.2.3 The measurement results shown that slightly methane concentration was detected and all oxygen concentration was over 19.0% and Carbon Dioxide was between 0.1 and 0.2 %. No corrective action was required accordingly.

9 WASTE MANAGEMENT

9.1 GENERAL WASTE MANAGEMENT

9.1.1 Waste management was carried out by an on-site Environmental Officer or an Environmental Supervisor from time to time.

9.2 RECORDS OF WASTE QUANTITIES

9.2.1 All types of waste arising from the construction work are classified into the following:

- Construction & Demolition (C&D) Material;
- Chemical Waste;
- General Refuse; and
- Excavated Soil.

9.2.2 Whenever possible, materials were reused on-site as far as practicable. The quantities of waste for disposal in the Reporting Period are summarized in *Tables 9-1* and *9-2* and the Waste Flow Table is presented in *Appendix H*.

Table 9-1 Summary of Quantities of Inert C&D Materials

Type of Waste	Quantity			Disposal Location
	Aug 17	Sep 17	Oct 17	
Reused in this Project (Inert) (in '000 m ³)	1.768	0.367	0.754	-
Reused in other Projects (Inert) (in '000 m ³)	1.547	0.558	0.491	<ul style="list-style-type: none"> • Lam Tei Quarry • Eco Park K.wah Recycle Facilities • Lung Kwu Tan Tailor Recycled Aggregates • Laintang BCP • TM-CLKL C2
Disposal as Public Fill (Inert) (in '000 m ³)	0.660	1.274	1.215	Tuen Mum Area 38

Table 9-2 Summary of Quantities of C&D Wastes

Type of Waste	Quantity			Disposal Location
	Aug 17	Sep 17	Oct 17	
Recycled Metal (in '000kg)	0	0	0	-
Recycled Paper / Cardboard Packaging (in '000kg)	0	0	0	-
Recycled Plastic (in '000kg)	0	0	0	-
Chemical Wastes (in '000kg)	0	0	0	-
General Refuses (in '000m ³)	0.179	0.174	0.241	WENT

9.2.3 To control the site performance on waste management, the Contractor shall ensure that all solid and liquid waste management works are fully in compliance with the relevant license/permit requirements, such as the effluent discharge license and the chemical waste producer registration. The Contractor is also reminded to implement the recommended environmental mitigation measures according to the Environmental Monitoring and Audit Manual.

10 SITE INSPECTIONS

10.1 REQUIREMENTS

10.1.1 According to the approved EM&A Manual, the environmental site inspection shall be formulation by ET Leader. Weekly environmental site inspections should carry out to confirm the environmental performance.

10.1.2 During the Reporting Period, **14** events of the joint site inspections were undertaken to evaluate the site environmental performance. The summaries of the findings during site inspection are presented in *Tables 10-1 and 10-2*.

Table 10-1 Site Observations for the Contract for the Reporting Period

Date	Findings / Deficiencies	Follow-Up Status
1 August 2017	<ul style="list-style-type: none"> Nil 	<ul style="list-style-type: none"> NA
8 August 2017	<ul style="list-style-type: none"> Housekeeping should be improved, C&D waste scattered near the grave protection zone should be removed. (Grave G1) 	<ul style="list-style-type: none"> Not required for reminder.
15 August 2017	<ul style="list-style-type: none"> Water spraying or proper dust mitigation measures should be provided for the exposed slope to reduce dust impact. (Slope 170) 	<ul style="list-style-type: none"> Not required for reminder.
22 August 2017	<ul style="list-style-type: none"> Nil 	<ul style="list-style-type: none"> NA
29 August 2017	<ul style="list-style-type: none"> Tarpaulin covered on the existing slope should be maintained properly after typhoon. (Stream B & Slope facing Lung Mun Road) 	<ul style="list-style-type: none"> Broken tarpaulin had been replaced.
5 September 2017	<ul style="list-style-type: none"> Waste skip was observed full. C&D waste should be cleaned more frequency. (Near Container Village) 	<ul style="list-style-type: none"> C&D waste was cleaned.
	<ul style="list-style-type: none"> Stockpile storage on site should be covered with tarpaulin to prevent dust generation or contaminate surface runoff. (Portion F) 	<ul style="list-style-type: none"> Stockpile was covered with tarpaulin.
12 September 2017	<ul style="list-style-type: none"> Drip tray should be provided for all chemical container storage on-site. (Butterfly Beach) 	<ul style="list-style-type: none"> Chemical container was removed.
	<ul style="list-style-type: none"> Dust mitigation measures should be provided for stockpile storage on-site to prevent dust generation. (Butterfly Beach) 	<ul style="list-style-type: none"> Stockpile was covered with tarpaulin.
	<ul style="list-style-type: none"> According to EP's requirement, no construction materials was allowed to store within the grave buffer zone. The contractor was suggested to set up the buffer zone with barriers to notice the workers. (Grave G1) 	<ul style="list-style-type: none"> Not required for reminder.
19 September 2017	<ul style="list-style-type: none"> Water spraying should be provided for breaking works to reduce dust generation. (Slope D) 	<ul style="list-style-type: none"> Water spraying was provided for breaking works.
	<ul style="list-style-type: none"> Drip tray should be provided for all chemical containers storage on-site. (Bridge G1) 	<ul style="list-style-type: none"> Chemical container was removed.
	<ul style="list-style-type: none"> Ponding water cumulated inside the constructed manhole/gully should be removed to prevent mosquito breeding. 	<ul style="list-style-type: none"> Not required for reminder.

Date	Findings / Deficiencies	Follow-Up Status
	(Bridge G1)	
27 September 2017	<ul style="list-style-type: none"> Water spraying should be provided for breaking activities to reduce dust impact. (Slope 170 & West Portal) 	<ul style="list-style-type: none"> Water spraying was provided for breaking works.
3 October 2017	<ul style="list-style-type: none"> Lifting eyes of concrete block should be filled with sand to prevent stagnant water accumulation. (Lung Mun Road) 	<ul style="list-style-type: none"> Sand bag was covered the lifting eyes of concrete block to prevent stagnant water accumulation..
	<ul style="list-style-type: none"> Proper dust mitigation should be provided for breaking works to reduce dust impact. (Central Divider) 	<ul style="list-style-type: none"> Not required for reminder.
	<ul style="list-style-type: none"> Stockpile storage on site should be covered properly to prevent dust generation. 	<ul style="list-style-type: none"> Not required for reminder.
10 October 2017	<ul style="list-style-type: none"> During the site inspection, dust mitigation was observed at Lung Mun Road Central Divider and no dust emitted from works area was observed. But the contractor be reminded that water spraying should be covered at all exposed area and breaking activities, also stockpile storage on-site should be properly covered. (General) 	<ul style="list-style-type: none"> Not required for reminder.
17 October 2017	<ul style="list-style-type: none"> Stagnant water cumulated inside the lifting eyes of concrete block was observed. Sand should be filled in the lifting eyes to prevent stagnant water accumulation. (Lung Mun Road) 	<ul style="list-style-type: none"> Sands were filled in the lifting eyes.
	<ul style="list-style-type: none"> Stagnant water cumulated inside the drip tray should be removed. (Butterfly Beach) 	<ul style="list-style-type: none"> Stagnant water was removed
	<ul style="list-style-type: none"> Stagnant water cumulated on-site after rainstorm should be removed to prevent mosquito breeding. (General) 	<ul style="list-style-type: none"> Not required for reminder.
	<ul style="list-style-type: none"> Stockpile storage on-site should be covered properly after the works finish everyday. (Butterfly Beach) 	<ul style="list-style-type: none"> Not required for reminder.
24 October 2017	<ul style="list-style-type: none"> Although dust mitigation measures was observed during the site inspection, the contractor was reminded that proper dust control measures should be provided for dusty activities to reduce dust impact during dry season. (General) 	<ul style="list-style-type: none"> Not required for reminder
	<ul style="list-style-type: none"> Proper access should be provided to the existing grave area, the contractor was also reminded that proper fencing should be provided for the grave protection zone. (Grave G1) 	<ul style="list-style-type: none"> Not required for reminder
31 October 2017	<ul style="list-style-type: none"> Water spraying should be provided for dusty activities to reduce dust impact. (Platform 19) 	<ul style="list-style-type: none"> Water spraying was provided by workers during the dusty activities.
	<ul style="list-style-type: none"> Water spraying should be covered at all access road inside the site area. (West Portal) 	<ul style="list-style-type: none"> Water spraying was provided for the access road at West Portal to reduce dust impact.

Table 10-2 Summary of Reminders/Observations of Site Inspection

Reporting Period	Date of site inspection	Nos. of findings / reminders	Follow-Up Status
August 2017	1 st , 8 th , 15 th , 22 nd and 29 th August 2017	3	Completed
September 2017	5 th , 12 th , 19 th and 27 th September 2017	9	Completed
October 2017	3 rd , 10 th , 17 th , 24 th and 31 st October 2017	12	Completed

10.1.3 In the Reporting Period, no non-compliance was recorded; however, **24** observations/ reminders were recorded during the site inspections. Minor deficiencies found in the weekly site inspection were in general rectified within the specified deadlines. The environmental performance of the Project was therefore considered satisfactory.

Inspection Checklist for Vulnerable to Contaminated Water Discharge

10.1.4 Following to the complaint about discharge of milky water to Butterfly Beach on 2 September 2015. The Contractor proposed to carry out daily inspection of wastewater treatment facilities, concerned discharge points, drainage inlets and outlets during typhoon or wet season.

10.1.5 In addition, specific inspections would also be conducted before and after adverse weather to ensure necessary remedial works would be carried out timely. Should incidental contaminated water discharge be found at the inlet of the associated drainage system, a specific inspection of the relevant drainage pipes would be conducted for traces of deposit, and follow up actions would be taken when necessary.

10.1.6 The daily inspection for vulnerable to contaminated water discharge was conducted by the Contractor from **12 April 2017** during the wet season, the associated inspection checklists of the reporting period were presented in the Monthly EM&A Report – **August 2017, September 2017 and October 2017.**

11 ENVIRONMENTAL COMPLAINT AND NON-COMPLIANCE

11.1 ENVIRONMENTAL COMPLAINT, SUMMONS AND PROSECUTION

11.1.1 In the Reporting Period, no summons and prosecution under the EM&A Programme was lodged. But two (2) environmental complaints and total 13 exceedances of the environmental performance (Action / Limit Levels) were recorded for monitoring programme. Follow up actions have been undertaken by the Contractor to resolve the deficiencies. The details of complaint are listed below:-

Complaint received on 29 September 2017:

A complaint was received from the EPD on 29 September 2017. The complainant complained that no water spraying for road works to cause construction dust emission at Lung Mun Road across from warehouse near Tuen Mun River Trade Terminal. After the investigation it was concluded that the complaint was project related, the improvement works for dust mitigation had been completed by contractor. The detailed investigation report can be referred to the Monthly EM&A Reports (October 2017) of the contract.

Complaint received on 25 October 2017:

A complaint was received from the EPD on 24 October 2017 by District Councillor Mr. YAN Siu-nam. The District Councillor represents the resident who living at Tuen Mun Ferry Pier area to complain that light nuisance created by Tuen Mun - Chek Lap Kok Link Project during mid-night to cause serious impact for their rest. Also, the complainant query the schedule for the construction works and the mitigation measures to avoid light nuisance affect to the resident. Investigation report (IR) for the complaint has been conducted by the ET and pending for IEC review. It would be presented in the next Monthly EM&A Report (November 2017).

11.1.2 The statistical summary table of environmental exceedance, complaint, summons and prosecution is presented in *Tables 11-1, 11-2, 11-3 and 11-4*.

Table 11-1 Statistical Summary of Environmental Exceedance

Environmental Aspect / Parameter	Environmental Performance	Event Exceedance		
		Reporting Period	Previous	Cumulative
Air Quality - 1-hr TSP	Action Level	11	7	18
	Limit Level	1	0	1
Air Quality - 24-hr TSP	Action Level	1	0	1
	Limit Level	0	0	0

Table 11-2 Statistical Summary of Environmental Complaints

Reporting Period	Environmental Complaint Statistics		
	Frequency	Cumulative	Complaint Nature
23 October 2014 – 31 July 2017	7	7	Water (6), Air (1)
1 August 2017 – 31 October 2017	2	9	Water (6), Air (2), Others (1)

Table 11-3 Statistical Summary of Environmental Summons

Reporting Period	Environmental Summons Statistics		
	Frequency	Cumulative	Complaint Nature
23 October 2014 – 31 July 2017	0	0	NA
1 August 2017 – 31 October 2017	0	0	NA

Table 11-4 Statistical Summary of Environmental Prosecution

Reporting Period	Environmental Prosecution Statistics		
	Frequency	Cumulative	Complaint Nature
23 October 2014 – 31 July 2017	0	0	NA
1 August 2017 – 31 October 2017	0	0	NA

12 IMPLEMENTATION STATUS OF MITIGATION MEASURES

12.1 GENERAL REQUIREMENTS

12.1.1 The environmental mitigation measures that recommended in the Environmental Mitigation and Enhancement Measures Implementation Schedule (EMIS) for in the Project EM&A Manual covered the issues of air quality, cultural heritage, ecology, landfill gas hazard, landscape & visual, noise, water and waste. The updated EMIS for the Contract is shown in *Appendix I*.

12.1.2 The Contractor shall implement the required environmental mitigation measures according to the EM&A Manual as subject to the site condition. The environmental mitigation measures implemented by the Contract in this Reporting Period are summarized in *Table 12-1* and *Appendix I*.

Table 12-1 Environmental Mitigation Measures

Issues	Environmental Mitigation Measures
Air Quality	<ul style="list-style-type: none"> • Maintain damp / wet surface on access road • Keep slow speed in the sites • All vehicles must use wheel washing facility before off site • Sprayed water during rock breaking works • During transportation by truck, materials loaded lower than the side and tail boards, and covered before transport • Compacted all soil stockpiles • Part of the exposed slopes covered geotextile net
Cultural Heritage	<ul style="list-style-type: none"> • Set a buffer zone between the working area and the Grave • All construction materials and equipment store far from the Grave • Inspection the Grave to ensure provision mitigation measures effective
Ecology	<ul style="list-style-type: none"> • Wire fencing provided for temporary protect Pitcher Plants • Undertake weekly inspection of Pitcher Plants
Landfill Gas Hazard	<ul style="list-style-type: none"> • Landfill Gas measurement undertake during trench excavation
Water Quality	<ul style="list-style-type: none"> • Temporary drainage system provide for surface runoff prevent discharge to public area • Wastewater to be treated by sedimentation tank before discharge.
Noise	<ul style="list-style-type: none"> • No operation of powered mechanical equipment is allowed during restricted hours from 19:00 to 07:00 on the following day and whole day during Sunday and public holiday without a valid construction noise permit (CNP). • Keep good maintenance of plants • The noisy plants or works provide mobile noise barriers • Shut down the plants when not in used
Waste and Chemical Management	<ul style="list-style-type: none"> • On-site sorting prior to disposal • Follow requirements and procedures of the “Trip-ticket System” • Predict required quantity of concrete accurately • Collect the unused fresh concrete at designated locations in the sites for subsequent disposal
General	<ul style="list-style-type: none"> • The site was generally kept tidy and clean.

13 CONCLUSIONS AND RECOMMENDATIONS

13.1 CONCLUSIONS

- 13.1.1 This is 12th Quarterly EM&A report presenting the monitoring results and inspection findings for the Reporting Period from **1 August to 31 October 2017**.
- 13.1.2 One (1) exceedance of 24-hour TSP and twelve (12) exceedances of 1-hour TSP monitoring were recorded in the Reporting Period. NOEs were issued to notify all relevant parties. Investigation reports for the exceedances on August, September and October 2017 were completed by ET and submitted to all relevant parties.
- 13.1.3 In this Reporting Period, no noise complaint was received by RE, the Contractor, ENPO or HyD. No Action Level exceedances were triggered and no NOE or the associated corrective actions were therefore issued.
- 13.1.4 Site inspection for landscape and visual was conducted on weekly basis by the Landscape Architect to ensure the compliance of the intended aims of the mitigation measures. Most of the landscape works such as planting was not yet commenced.
- 13.1.5 Establishment period for the pitcher plants was completed at the end of September 2016, the joint site completion of Establishment period visit with AFCD was undertaken on 23 September 2016 and the final pitcher plants report was submitted to AFCD on early December 2016. Therefore after 23 September 2016, only the integrity of the protection fence was checked to fulfil the EIA requirement. During each inspection, the protection mitigation measures were checking at the final receptor area to make sure no site activities was undertaken inside the protection zone. Besides, no construction activities were observed to be carried out at the surrounding of the final receptor area. The condition of chain link fence is good and no repair or maintenance is required.
- 13.1.6 Landfill gas monitoring was conducted at the TD1 and Lung Mun Road works area by the Safety Officer. The monitoring results shown no exceedances were triggered.
- 13.1.7 In the Reporting Period, two (2) environmental complaints were received from EPD. Investigation reports for the complaints were conducted by ET.
- 13.1.8 No notifications of summons, or successful prosecution were received by the Contractor during the Reporting Period.
- 13.1.9 During the Reporting Period, **14** events of the joint site inspections were undertaken to evaluate the site environmental performance. No non-compliance of environmental impacts were observed, indicating the implemented mitigation measures for air quality, construction noise and water quality were effective. Minor deficiencies found in the weekly site inspection were rectified within the specified deadlines. The environmental performance of the Project was considered satisfactory.
- 13.1.10 For cultural heritage, the buffer zone between the working area and the Grave was observed and no construction material or equipment was stored nearby.
- 13.1.11 No notifications of summons, or successful prosecution were received by the Contractor during the Reporting Period.

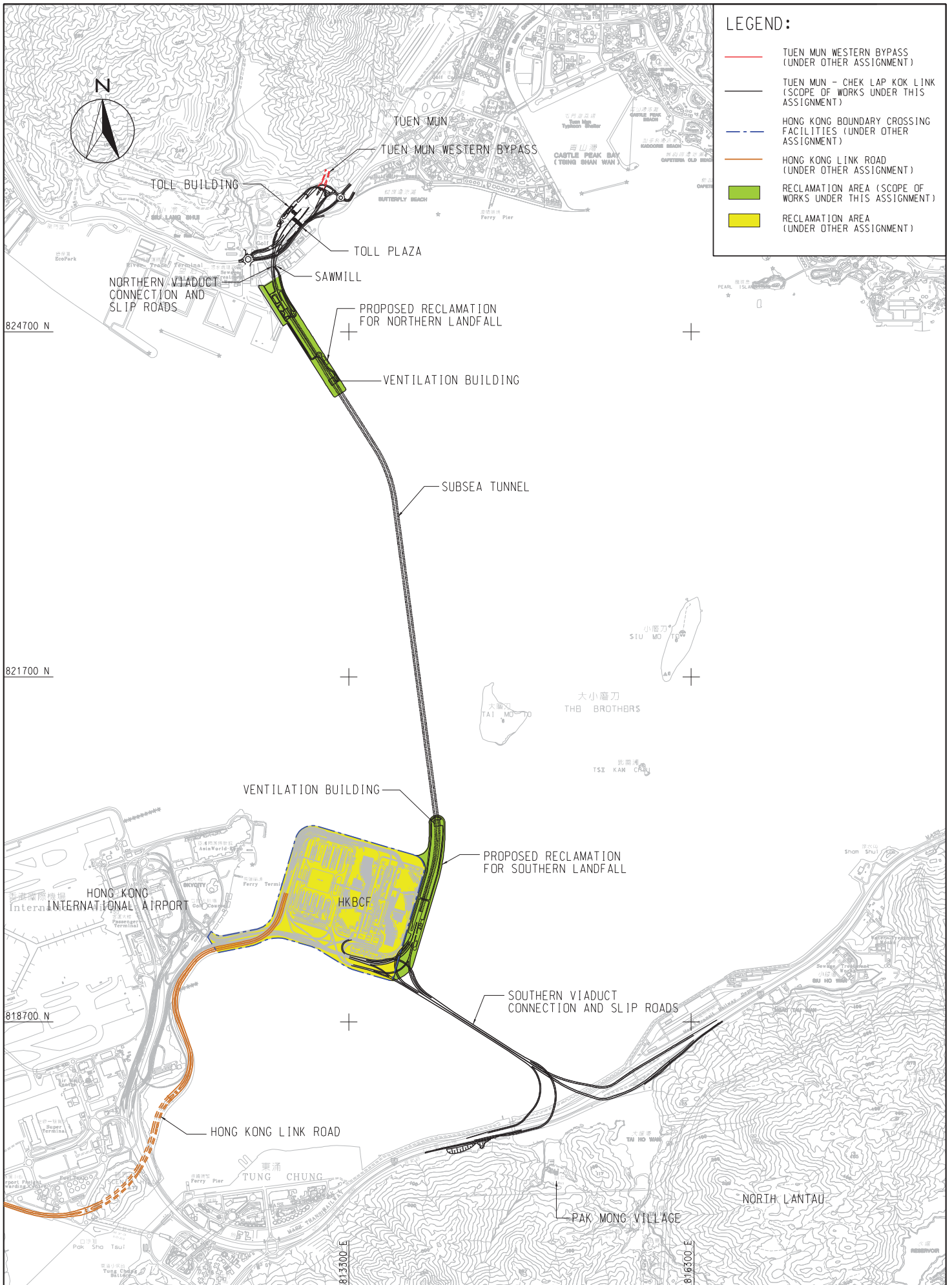
13.2 RECOMMENDATIONS

- 13.2.1 During dry season, air quality mitigation measures such as watering of site area for 12 times per day and covering of exposed slopes should be fully implemented to reduce construction dust impact as recommended in the EMIS.

- 13.2.2 Moreover, muddy water or other water pollutants from site surface runoff into the public areas will be key environment issue. Special attention should be paid on the water quality mitigation measures to prevent surface runoff flow to public area.
- 13.2.3 Stagnant water should be removed as soon as possible after rain to prevent mosquito breeding on site.

Appendix A

Layout plan of the Project



LEGEND:

- TUEN MUN WESTERN BYPASS (UNDER OTHER ASSIGNMENT)
- TUEN MUN - CHEK LAP KOK LINK (SCOPE OF WORKS UNDER THIS ASSIGNMENT)
- - - HONG KONG BOUNDARY CROSSING FACILITIES (UNDER OTHER ASSIGNMENT)
- HONG KONG LINK ROAD (UNDER OTHER ASSIGNMENT)
- RECLAMATION AREA (SCOPE OF WORKS UNDER THIS ASSIGNMENT)
- RECLAMATION AREA (UNDER OTHER ASSIGNMENT)

PROJECT NO. 60044963

AECOM

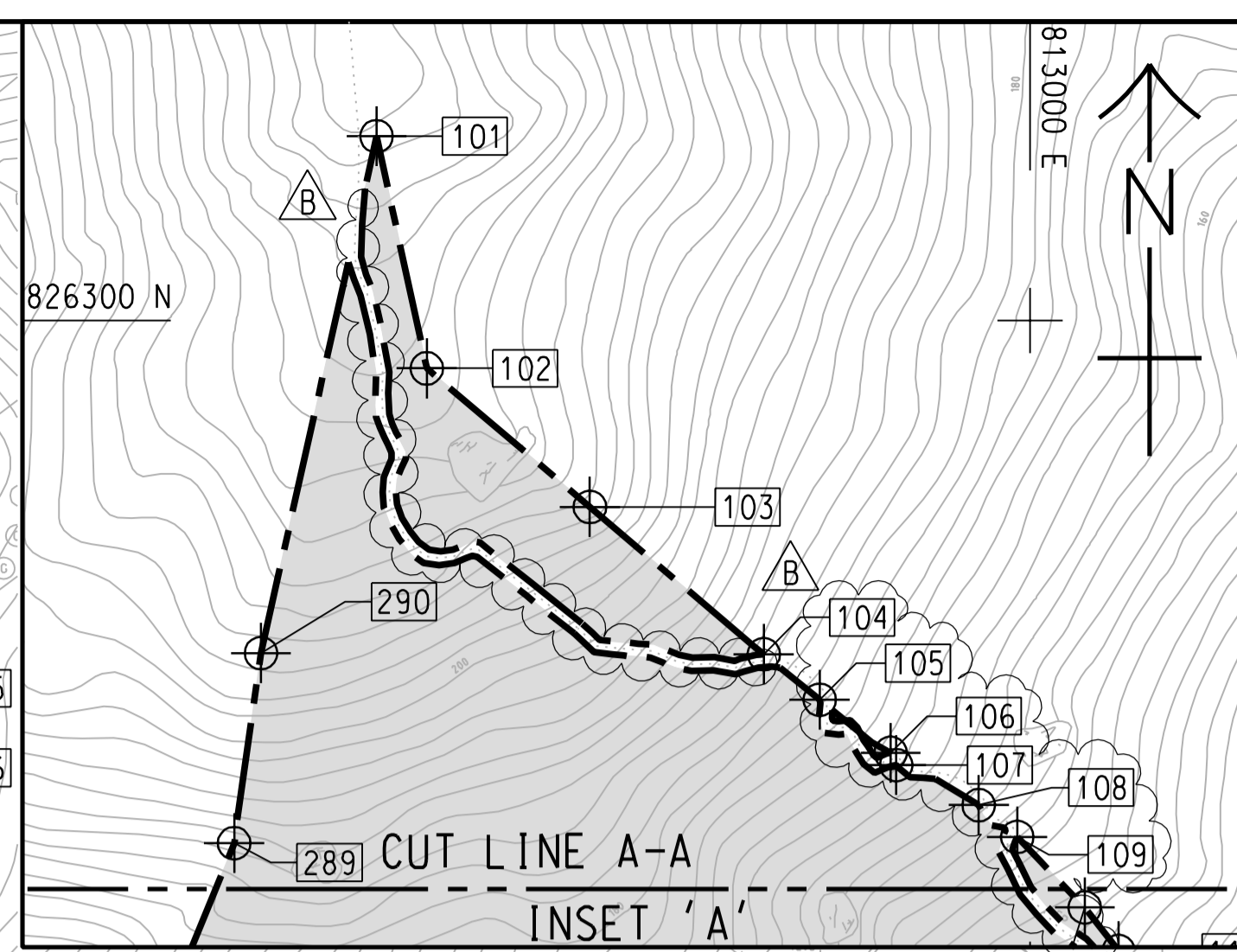
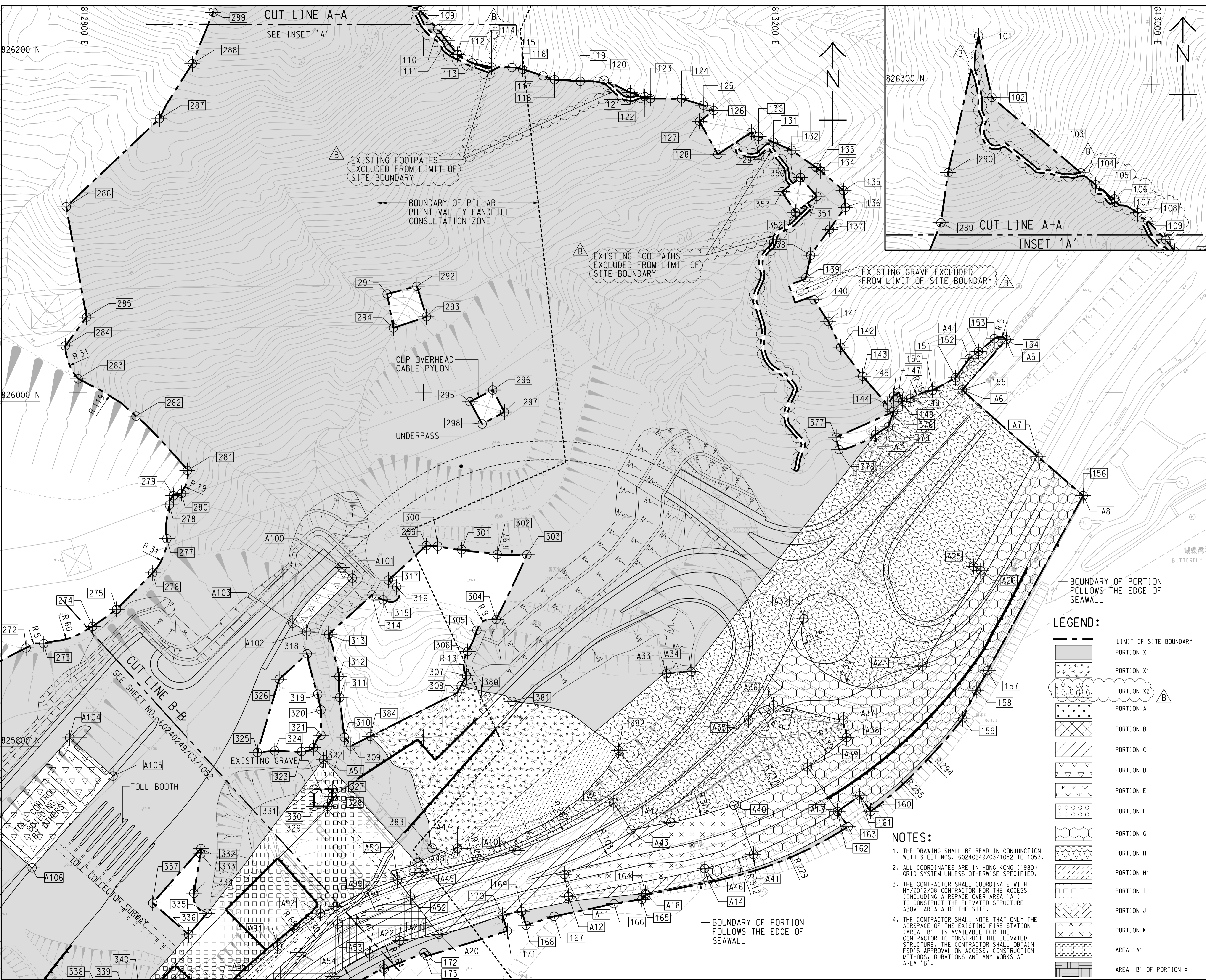
AGREEMENT NO. CE 52/2007(HY)
 TUEN MUN - CHEK LAP KOK LINK - INVESTIGATION
GENERAL LAYOUT OF TM-CLKL

SCALE	A3 1:30000	DATE	JUL. 2009
CHECK	--	DRAWN	WYP
JOB NO.	60044963	DRAWING NO.	Fig 2.1
		REV	A

Appendix B

Layout plan of the Contract

Project Management Initials: Designer: PI Checked: ALCF Approved: CWN ISO A1 594mm x 841mm
 Plot File by: LINDO 2014/05/19 PATH: P:\Projects\60240249\DRAWING\CONTRACT\C3\1005C3_05E1.dgn



LEGEND:

	LIMIT OF SITE BOUNDARY
	PORTION X
	PORTION X1
	PORTION X2
	PORTION A
	PORTION B
	PORTION C
	PORTION D
	PORTION E
	PORTION F
	PORTION G
	PORTION H
	PORTION H1
	PORTION I
	PORTION J
	PORTION K
	AREA 'A'
	AREA 'B' OF PORTION X

- NOTES:**
1. THE DRAWING SHALL BE READ IN CONJUNCTION WITH SHEET NOS. 60240249/C3/1052 TO 1053.
 2. ALL COORDINATES ARE IN HONG KONG (1980) GRID SYSTEM UNLESS OTHERWISE SPECIFIED.
 3. THE CONTRACTOR SHALL COORDINATE WITH HY/2012/08 CONTRACTOR FOR THE ACCESS (INCLUDING AIRSPACE OVER AREA 'A1') TO CONSTRUCT THE ELEVATED STRUCTURE ABOVE AREA A OF THE SITE.
 4. THE CONTRACTOR SHALL NOTE THAT ONLY THE AIRSPACE OF THE EXISTING FIRE STATION (AREA 'B') IS AVAILABLE FOR THE CONTRACTOR TO CONSTRUCT THE ELEVATED STRUCTURE. THE CONTRACTOR SHALL OBTAIN FSD'S APPROVAL ON ACCESS, CONSTRUCTION METHODS, DURATIONS AND ANY WORKS AT AREA 'B'.

AECOM

PROJECT
項目
TUEN MUN - CHEK LAP KOK LINK

CONTRACT TITLE
TUEN MUN - CHEK LAP KOK LINK - NORTHERN CONNECTION TOLL PLAZA AND ASSOCIATED WORKS

CLIENT
業主
路政署
HIGHWAYS DEPARTMENT
港務大樓香港工程管理局
Hong Kong - Zhuhai - Macao Bridge
Hong Kong Project Management Office

CONSULTANT
工程顧問公司
AECOM Asia Company Ltd.
www.aecom.com

SUB-CONSULTANTS
分判工程顧問公司

ISSUE/REVISION
修訂

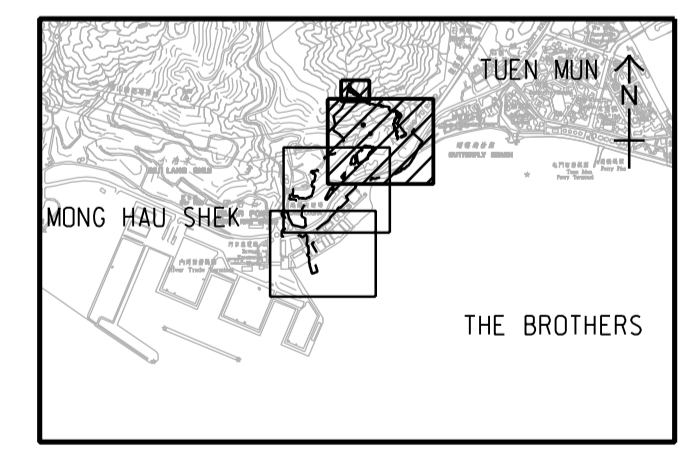
I/R	DATE	DESCRIPTION	CHK.
B	MAR. 14	TENDER ADDENDUM NO. 2	CWN
A	FEB. 14	TENDER ADDENDUM NO. 1	CWN
-	JAN. 14	TENDER DRAWING	CWN

STATUS
階段

SCALE
比例
A1 1:1000

DIMENSION UNIT
尺寸單位
METRES

KEY PLAN
索引圖
1:50000



PROJECT NO.
項目編號
60240249

CONTRACT NO.
合約編號
HY/2013/12

SHEET TITLE
圖紙名稱
PORTIONS OF SITE AND SITE BOUNDARY SETTING OUT PLAN

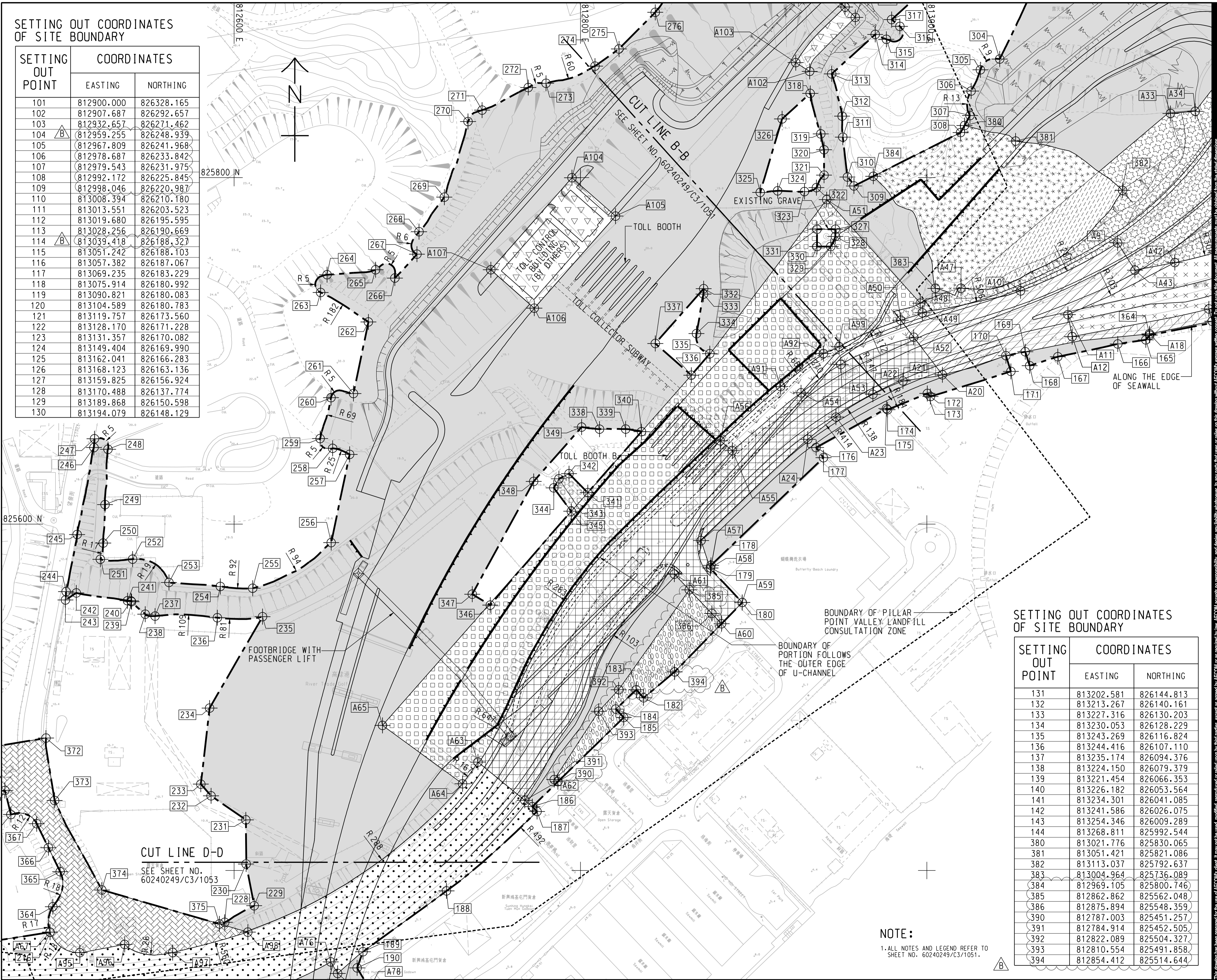
SHEET NUMBER
圖紙編號
60240249/C3/1051B

SHEET 1 OF 3

This drawing has been prepared for the use of AECOM's client. It may not be used, modified, reproduced or relied upon by third parties, except as agreed by AECOM or as required by law. AECOM accepts no responsibility, and denies any liability whatsoever, to any party that uses or relies on this drawing without AECOM's express written consent. All measurements must be obtained from the stated dimensions.

SETTING OUT COORDINATES OF SITE BOUNDARY

SETTING OUT POINT	COORDINATES	
	EASTING	NORTHING
101	812900.000	826328.165
102	812907.687	826292.657
103	812932.657	826271.462
104	812959.255	826248.939
105	812967.809	826241.968
106	812978.687	826233.842
107	812979.543	826231.975
108	812992.172	826225.845
109	812998.046	826220.987
110	813008.394	826210.180
111	813013.551	826203.523
112	813019.680	826195.595
113	813028.256	826190.669
114	813039.418	826188.327
115	813051.242	826188.103
116	813057.382	826187.067
117	813069.235	826183.229
118	813075.914	826180.992
119	813090.821	826180.083
120	813104.589	826180.783
121	813119.757	826173.560
122	813128.170	826171.228
123	813131.357	826170.082
124	813149.404	826169.990
125	813162.041	826166.283
126	813168.123	826163.136
127	813159.825	826156.924
128	813170.488	826137.774
129	813189.868	826150.598
130	813194.079	826148.129



SETTING OUT COORDINATES OF SITE BOUNDARY

SETTING OUT POINT	COORDINATES	
	EASTING	NORTHING
131	813202.581	826144.813
132	813213.267	826140.161
133	813227.316	826130.203
134	813230.053	826128.229
135	813243.269	826116.824
136	813244.416	826107.110
137	813235.174	826094.376
138	813224.150	826079.379
139	813221.454	826066.353
140	813226.182	826053.564
141	813234.301	826041.085
142	813241.586	826026.075
143	813254.346	826009.289
144	813268.811	825992.544
380	813021.776	825830.065
381	813051.421	825821.086
382	813113.037	825792.637
383	813004.964	825736.089
384	812969.105	825800.746
385	812862.862	825562.048
386	812875.894	825548.359
390	812787.003	825451.257
391	812784.914	825452.505
392	812822.089	825504.327
393	812810.554	825491.858
394	812854.412	825514.644

NOTE:
 1. ALL NOTES AND LEGEND REFER TO SHEET NO. 60240249/C3/1051.



PROJECT
 項目
TUEN MUN - CHEK LAP KOK LINK

CONTRACT TITLE
 合約編號
TUEN MUN - CHEK LAP KOK LINK - NORTHERN CONNECTION TOLL PLAZA AND ASSOCIATED WORKS

CLIENT
 業主
HIGHWAYS DEPARTMENT
 路政署
 香港橋樑及港務工程處
 Hong Kong - Zhuhai - Macao Bridge
 Hong Kong Project Management Office

CONSULTANT
 工程顧問公司
AECOM Asia Company Ltd.
 www.aecom.com

SUB-CONSULTANTS
 分判工程顧問公司

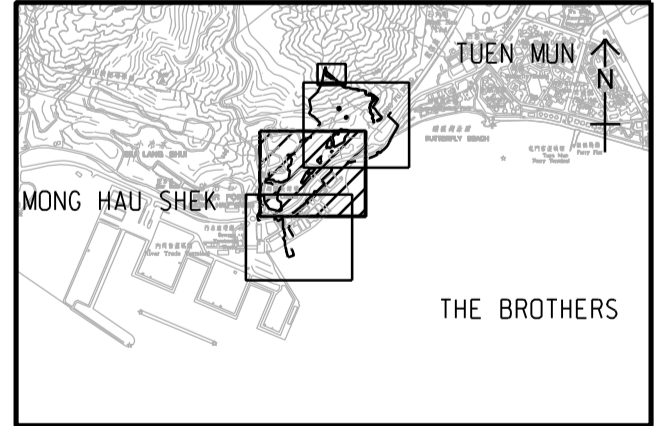
ISSUE/REVISION

I/R	DATE	DESCRIPTION	CHK.
B	MAR. 14	TENDER ADDENDUM NO. 2	CWN
A	FEB. 14	TENDER ADDENDUM NO. 1	CWN
-	JAN. 14	TENDER DRAWING	CWN

STATUS

SCALE
 比例
 A1 1: 1000
DIMENSION UNIT
 尺寸單位
 METRES

KEY PLAN
 索引圖
 1: 50000



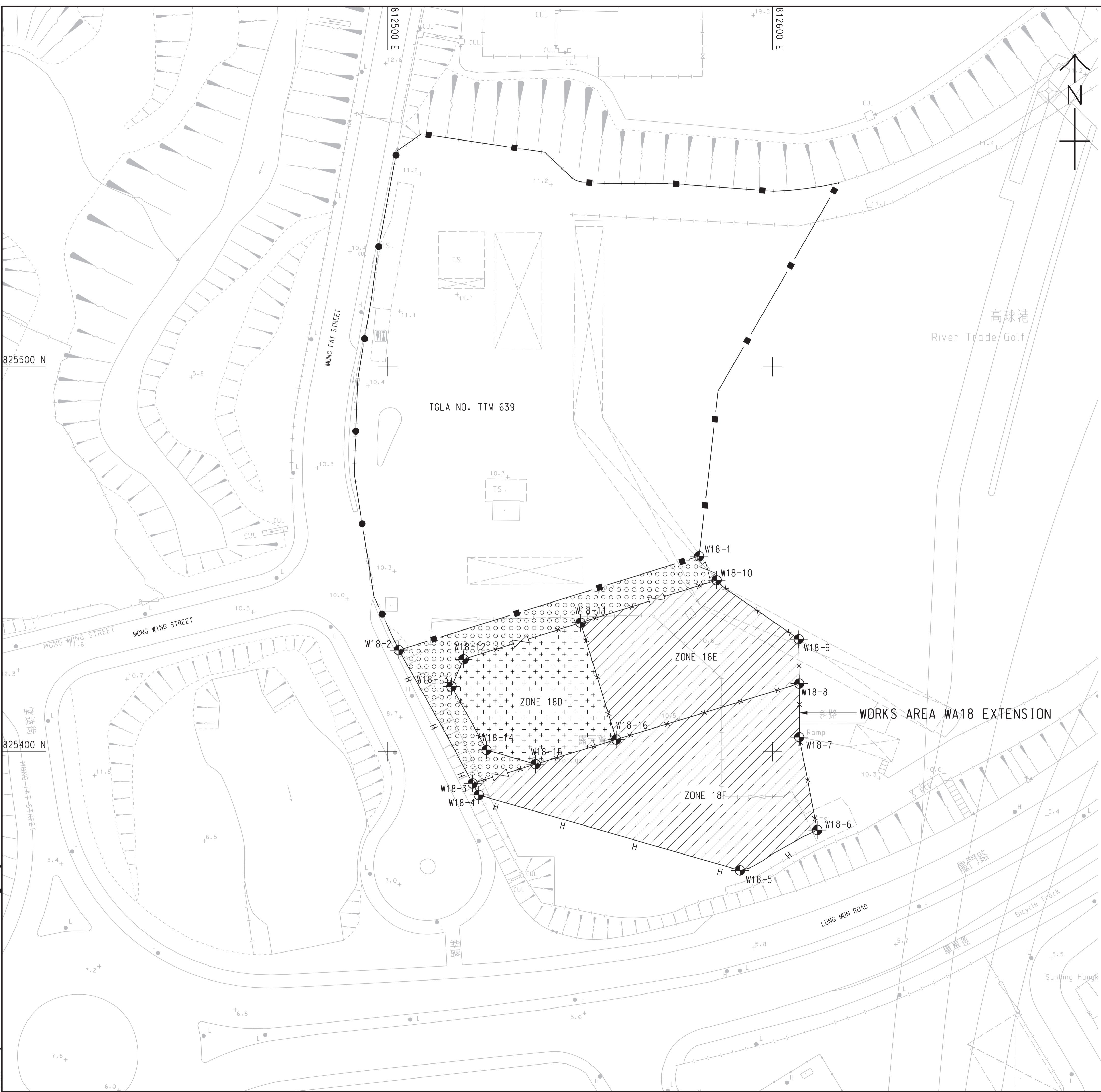
PROJECT NO.
 項目編號
 60240249
CONTRACT NO.
 合約編號
 HY/2013/12

SHEET TITLE
 圖紙名稱
PORTIONS OF SITE AND SITE BOUNDARY SETTING OUT PLAN

SHEET NUMBER
 圖紙編號
 60240249/C3/1052B

This drawing has been prepared for the use of AECOM's client. It may not be used, modified, reproduced or relied upon by third parties, except as agreed by AECOM or as required by law. AECOM accepts no responsibility, and denies any liability whatsoever, for any party that uses or relies on this drawing without AECOM's express written consent. Do not scale this document. All measurements must be obtained from the stated dimensions.

Plot File by: LIXQ2 2014/03/4
 PATH: P:\Projects\60240249\DRAWING\CONTRACT\1000\C3_1082.dgn
 Project Management Initials: Designer: PL Checked: ALCF Approved: CWN ISO A1 594mm x 841mm



NOTES:

1. THIS DRAWING SHALL BE READ IN CONJUNCTION WITH THE WORKS AREA KEY PLAN IN SHEET NO. 60240249/C3/1000.
2. DEMARCATION OF THE WORKS AREA SHALL BE DETERMINED ON SITE.
3. REFER TO HIGHWAYS DEPARTMENT STANDARD DRAWING NOS. H6110 AND H6111 FOR DETAILS OF HOARDING.
4. REFER TO HIGHWAYS DEPARTMENT STANDARD DRAWING NOS. H6121 AND H6122 FOR DETAILS OF CHAIN LINK FENCE.
5. REFER TO HIGHWAYS DEPARTMENT STANDARD DRAWING NO. H6121 FOR DETAILS OF GATE.
6. CHAIN LINK FENCE SHALL BE ERRECTED ALONG THE WORKS AREA BOUNDARY. THE ALIGNMENT AND EXTENT OF HOARDING AND CHAIN LINK FENCE SHOWN ARE INDICATIVE ONLY AND SHALL BE CONFIRMED BY THE ENGINEER.
7. THE LOCATION AND WIDTH OF GATE SHOWN ARE INDICATIVE ONLY AND SHALL BE CONFIRMED BY THE ENGINEER.
8. THE SETTING OUT INFORMATION AND WORKS AREA CONDITIONS SHOWN IN THIS DRAWING ARE FOR REFERENCE ONLY. THE WORKS AREA BOUNDARY SHALL BE IN ACCORDANCE WITH THE ENGINEERING CONDITIONS FOR TEMPORARY GOVERNMENT LAND ALLOCATION NO. GLA-TM 639. IN CASE OF DISCREPANCY BETWEEN THE BOUNDARY SHOWN ON THIS DRAWING AND THE BOUNDARY INDICATED ON THE ENGINEERING CONDITIONS, THE LATTER SHALL PREVAIL.
9. THE WORKS AREAS SHOWN ON THIS DRAWING ARE TO BE SHARED-USED AMONG THE TM-CLKL RELATED CONTRACTS. THE AREAS HATCHED WITH [diagonal lines] ARE TENTATIVELY ALLOCATED FOR THE USE BY THE CONTRACT.
10. THE COMMON AREA SHALL BE CONCRETE PAVED BY THE CONTRACTOR.
11. ZONE 18F SHALL BE USED FOR THE SITE ACCOMMODATION OF THE ENGINEER. ZONE 18E SHALL BE USED FOR SITE ACCOMMODATION OF THE CONTRACTOR.
12. ZONE 18D IS TO BE USED BY THE CONTRACTOR OF CONTRACT NO. HY/2012/08-TUEN MUN-CHEK LAP KOK LINK-NORTHERN CONNECTION SUB-SEA TUNNEL SECTION TO STORE PLANT AND EQUIPMENT ASSOCIATED WITH THE TBM TUNNELS FROM THE DATE FOR COMMENCEMENT OF THE WORKS TO 126 DAYS FROM THE DATE FOR COMMENCEMENT OF THE WORKS. THE CONTRACTOR SHALL LIAISE AND PROVIDE FREE AND UNOBSTRUCTED 24-HOUR ACCESS FOR THE CONTRACTOR OF CONTRACT NO. HY/2012/08 TO ZONE 18D. THE CONTRACTOR SHALL BE GIVEN THE POSSESSION OF ZONE 18D IN ACCORDANCE WITH APPENDIX TO FORM OF TENDER-P.3.

LEGEND:

- [diagonal lines] WORKS AREA FOR THE CONTRACT
- [dotted pattern] COMMON AREA (MAINTAINED UNDER THE CONTRACT) TO BE SHARED-USED WITH OTHER CONTRACTS
- [cross-hatch pattern] AREA TO BE USED BY THE CONTRACTOR OF CONTRACT NO. HY/2012/08 AND WORKS AREA FOR THIS CONTRACT TO BE EARLY HANDED OVER BY THE CONTRACTOR (SEE NOTES NO. 12 ABOVE)
- [H symbol] HOARDING AND GATE (TO BE ERRECTED AND MAINTAINED UNDER THIS CONTRACT)
- [chain link symbol] EXISTING CHAIN LINK FENCE MAINTAINED BY OTHERS
- [chain link and gate symbol] CHAIN LINK FENCE AND GATE (TO BE ERRECTED AND MAINTAINED UNDER THIS CONTRACT)
- [H and gate symbol] EXISTING HOARDING AND GATE MAINTAINED BY OTHERS

SETTING OUT CO-ORDINATES OF WORKS AREA WA18 EXTENSION

POINT	CO-ORDINATES	
	EASTING	NORTHING
W18-1	812580.934	825450.791
W18-2	812502.880	825426.380
W18-3	812522.068	825391.750
W18-4	812523.679	825388.756
W18-5	812591.556	825369.151
W18-6	812611.638	825379.647
W18-7	812606.954	825403.769
W18-8	812606.951	825417.705
W18-9	812606.832	825429.231
W18-10	812585.456	825444.557
W18-11	812550.126	825433.508
W18-12	812519.715	825423.997
W18-13	812516.580	825416.947
W18-14	812525.682	825400.438
W18-15	812538.435	825396.754
W18-16	812559.404	825403.166

AECOM

PROJECT
項目

TUEN MUN - CHEK LAP KOK LINK

CONTRACT TITLE
TUEN MUN - CHEK LAP KOK LINK - NORTHERN CONNECTION TOLL PLAZA AND ASSOCIATED WORKS

CLIENT
業主

路政署
HIGHWAYS DEPARTMENT
港務處大樓香港工程管理處
Hong Kong - Zhuhai - Macao Bridge
Hong Kong Project Management Office

CONSULTANT
工程師有限公司

AECOM Asia Company Ltd.
www.aecom.com

SUB-CONSULTANTS
分判工程師有限公司

ISSUE/REVISION
修訂

NO.	DATE	DESCRIPTION	CHK.
B	MAR. 14	TENDER ADDENDUM NO. 2	CWN
A	FEB. 14	TENDER ADDENDUM NO. 1	CWN
-	JAN. 14	TENDER DRAWING	CWN

STATUS
階段

SCALE
比例

A1 1:500

DIMENSION UNIT
尺寸單位

METRES

KEY PLAN
索引圖

PROJECT NO.
項目編號

60240249

CONTRACT NO.
合約編號

HY/2013/12

SHEET TITLE
圖紙名稱

WORKS AREA AND HOARDING PLAN

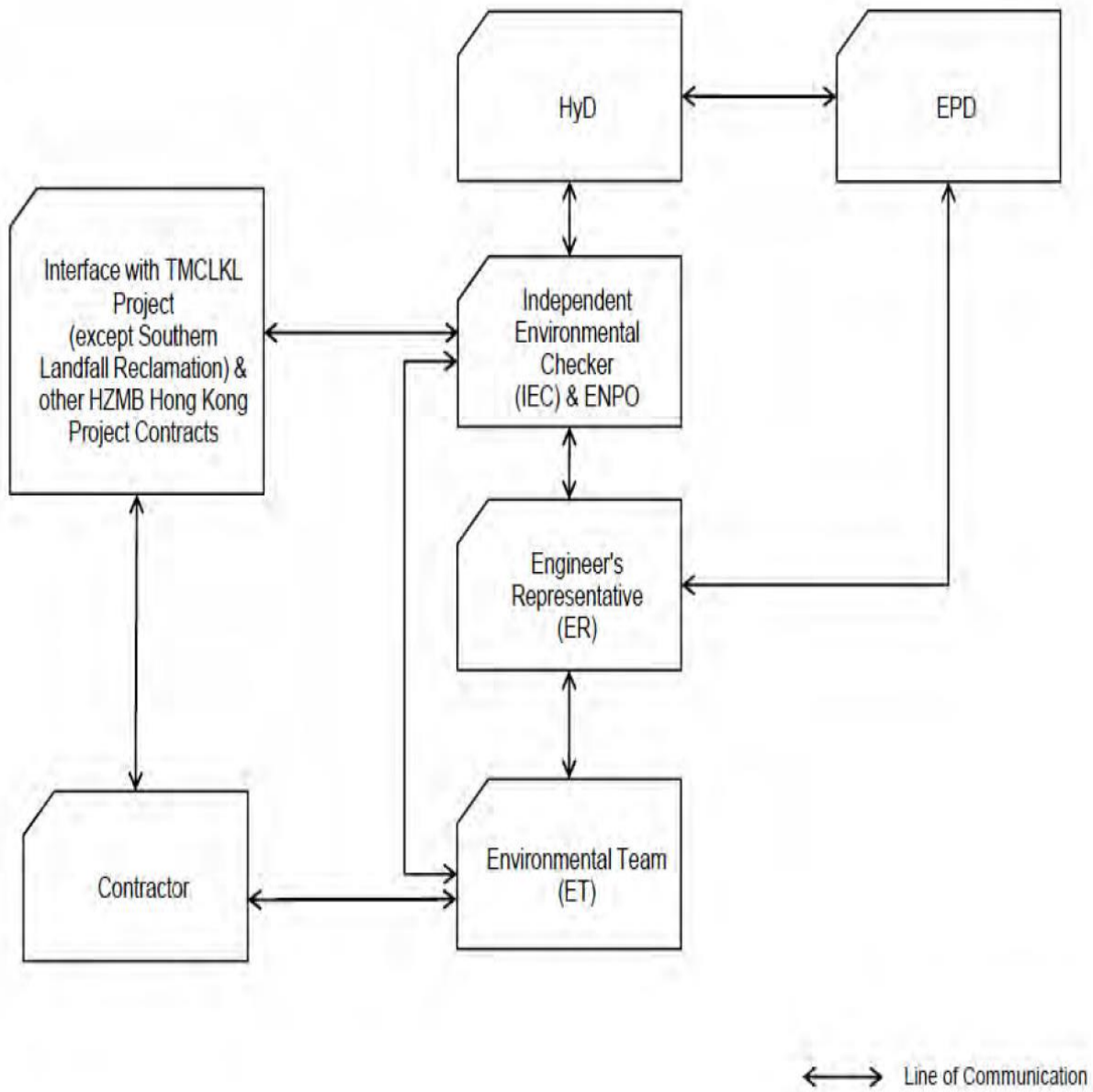
SHEET NUMBER
圖紙編號

60240249/C3/1062B

This drawing has been prepared for the use of AECOM's client. It may not be used, modified, reproduced or relied upon by third parties, except as agreed by AECOM or as required by law. AECOM accepts no responsibility, and denies any liability whatsoever, to any party that uses or relies on this drawing without AECOM's express written consent. Do not scale this document. All measurements must be obtained from the stated dimensions.

Appendix C

Environmental Management Organization Chart



Project Organization chart

Organization chart of the Contractor

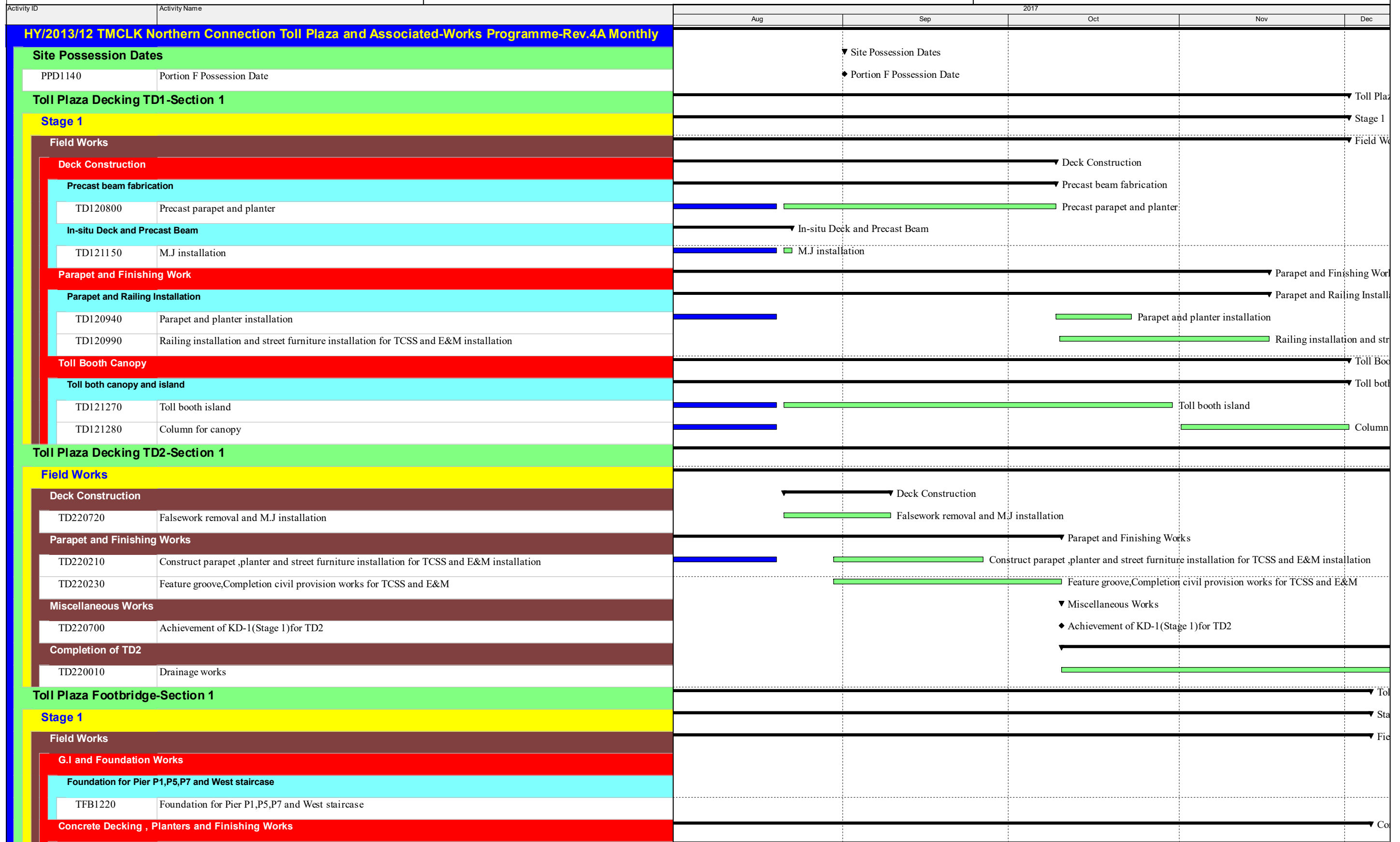
Contact Details of Key Personnel for the Contract HY/2013/12

Organization	Project Role	Name of Key Staff	Tel No	Fax No.
HyD	Employer	Mr. Stephen W.C. Chan	2762 3669	3188 6614
AECOM	Principal Resident Engineer	Mr. S.W. Fok	2218 7209	2218 7399
AECOM	Chief Resident Engineer	Mr. Albert Yu	2218 7288	2218 7399
AECOM	Resident Engineer (S&E)	Mr. Kelvin Yeung	22187289	2218 7399
Ramboll Environ	Environmental Project Office (ENPO)	Mr. YH Hui	3465 2850	3465 2899
Ramboll Environ	Independent Environmental Checker (IEC)	Dr. FC Tsang	3465 2851	3465 2899
CKJV	Deputy Project Manager	Mr. Raymond Suen	2253 8309	2253 8399
CKJV	Site Agent	Mr. Wilson Lau	2253 8300	2253 8399
CKJV	Safety and Environmental Manager	Mr. Winson Chung	2273 3185	2375 3655
CKJV	Environmental Officer	Mr. Thomas Tang	2253 8300	2253 8399
CKJV	Environmental Supervisor	Mr. Tommy Law	2253 8300	2253 8399
CKJV	Environmental Supervisor	Mr. Alex Li	2253 8300	2253 8399
AUES	Environmental Team Leader	Mr. T. W. Tam	2959 6059	2959 6079
AUES	Environmental Consultant	Miss Nicola Hon	2959 6059	2959 6079
AUES	Environmental Consultant	Mr. Ben Tam	2959 6059	2959 6079
HKL	Registered Landscape Architect	Kenneth Ng	2866 3903	--

Legend:*HyD (Employer) – Highways Department**AECOM (Engineer) – AECOM Asia Co. Ltd.**CKJV (Main Contractor) – CRBC-Kaden Joint Venture**Ramboll Environ (ENPO and IEC) - Ramboll Environ Hong Kong Limited**AUES (ET) – Action-United Environmental Services & Consulting**HKL(RLA) – Hong Kong Landscape*

Appendix D

Construction Programme



█ Remaining Level of Effort █ Critical Remaining Work
█ Actual Work ◆ Milestone
█ Remaining Work ▼ Summary

**CRBC - Kaden JV
Three-Month Rolling Programme**


Date	Revision	Checked	Approved
31-08-17			



█ Remaining Level of Effort █ Critical Remaining Work
█ Actual Work ◆ Milestone
█ Remaining Work ▼ Summary

**CRBC - Kaden JV
Three-Month Rolling Programme**

Date	Revision	Checked	Approved
31-08-17			



█ Remaining Level of Effort █ Critical Remaining Work
█ Actual Work ◆ Milestone
█ Remaining Work ▼ Summary

**CRBC - Kaden JV
Three-Month Rolling Programme**

Date	Revision	Checked	Approved
31-08-17			

Activity ID	Activity Name	Aug	Sep	Oct	Nov	Dec
BH12190	6th Pair	6th Pair				
BH12200	7th Pair		7th Pair			
BH12210	8th Pair			8th Pair		
BH12230	9th Pair				9th Pair	
BH12240	In-situ ditch				In-situ ditch	
Bridge Works From Pier H1b to Pier H1d						
BH12600	Possession of portion F			Possession of portion F		
Balanced Canilever Construction at Pier H1c						
BH12000	Construct Pier H1c			Construct Pier H1c		
BH12250	Pierhead segment construction at Pier H1c				Pierhead segment construction at Pier H1c	
Abutment and Deck at H1b						
BH12610	Construct Abutment H1b include bearing installation				Construct Abutment H1b include bearing installation	
Flexible Approach Structure from Abutment H1b to Pier H1a						
BH12450	Predrilling works for H1a-H1b			Predrilling works for H1a-H1b		
BH12460	Sockete H-piles for H1a-H1b(6 nos)				Sockete H-piles for H1a-H1b(6 nos)	
BH12465	Loading test					Loading test
Culvert 2 & Culvert 3 and Existing Box Culvert						
Method statement Submission						
CCE20140	Method statement for screeding the existing box culvert			Method statement Submission		
						Method statement for screeding the existing box culvert
Culvert 2						
CCE20090	Bay 21	Bay 21				
CCE20120	Bay 20			Bay 20		
CCE20130	Bay 19				Bay 19	
Culvert 3						
CCE20212	Drainage diversion		Drainage diversion			
CCE20215	MH8				MH8	
Existing Sewer Box Culvert						
MH3-MH6						
CCE20220	Base slab to be applied with screeding concrete					
Site Formation - Retaining Structure RW_A						
Stage 3						
Retaining Wall A						
RWA20240	Completion civil provision works for TCSS and E&M				Completion civil provision works for TCSS and E&M	
Achievement of KD-3 (Stage 3)						
RWA20190	Achievement of KD-3(Stage 3) for RW_A					Achievement of KD-3(Stage 3) for RW_A
Achievement of KD-8 (Section 5) for RW_A						
RWA20200	Drainage Works					Drainage Works

█ Remaining Level of Effort █ Critical Remaining Work
█ Actual Work ◆ Milestone
█ Remaining Work ▼ Summary

**CRBC - Kaden JV
Three-Month Rolling Programme**

Date	Revision	Checked	Approved
31-08-17			

Activity ID		Activity Name		2017				
				Aug	Sep	Oct	Nov	Dec
Retaining Structure RW_E								
Stage 2								
Design Submission and Approval				Design Submission and Approval				
RWE20080	DDA for superstructure(draft)							
RWE20090	Engineer's comments							
RWE20050	Engineer's comments							
RWE20060	DDA for substructure submission							
RWE20030	Engineer's approval	Engineer's approval						
RWE20070	Engineer's approval	Engineer's approval						
RWE20110	Engineer's approval	Engineer's approval						
RWE20120	ELS design submission and approval	ELS design submission and approval						
Method Statement Submission and Approval				Method Statement Submission and Approval				
RWE20130	Method Statement Submission and Approval for ELS	Method Statement Submission and Approval for ELS						
RWE20140	Method Statement Submission and Approval for Retaining Wall Construction	Method Statement Submission and Approval for Retaining Wall Construction						
RWE20150	Method Statement Submission and Approval for piling works	Method Statement Submission and Approval for piling works						
Box Structures and L-Shape Retaining Wall for Retaining Wall E								
RWE20160	Possession of Portion F	Possession of Portion F						
RWE20170	Predrilling works	Predrilling works						
RWE20180	Excavation and piling works(12 nos)	Excavation and piling works(12 nos)						
Site Formation - Retaining Structure for Slope TP_F				Site Formation - Retaining Structure for Slope TP_F				
Stage 3				Stage 3				
Retaining Structure for Slope TP_F				Retaining Structure for Slope TP_F				
RWF31330	Construct Retaining Wall-Wall construction(Bay 4 to Bay 6)							
RWF31430	New haul road							
RWF31335	Construct Retaining Wall-Wall construction(Bay 1 to Bay 2)							
RWF31350	Backfilling							
RWF31480	U-Channel construction,Completion civil provision works for TCSS and E&M	U-Channel construction,Completion civil provision works for TCSS and E&M						
Site Formation - Slope TP_A & Associated Works				Site Formation - Slope TP_A & Associated Works				
Achievement of KD-3(Stage 3) for Slope A				Achievement of KD-3(Stage 3) for Slope A				
TPA41830	Achievement of KD-3(Stage 3) for slope A	Achievement of KD-3(Stage 3) for slope A						
TPA41810	Remaining civil works and drainge works(After tunnel civil works construction)	Remaining civil works and drainge works(After tunnel civil works construction)						
Site Formation - Slope TP_B & Associated Works				Site Formation - Slope TP_B & Associated Works				
Achievement of KD-3(Stage 3) for Slope B				Achievement of KD-3(Stage 3) for Slope B				
TPB41730	Achievement of KD-3(Stage 3) for slope B	Achievement of KD-3(Stage 3) for slope B						
TPB41710	Remaining civil works and drainage works	Remaining civil works and drainage works						
Achievement of KD-8 (Section 5) for Slope B				Achievement of KD-8 (Section 5) for Slope B				
TPB41760	Remaining works inculde landscape works and establishment works	Remaining works inculde landscape works and establishment works						

█ Remaining Level of Effort █ Critical Remaining Work
█ Actual Work ◆ Milestone
█ Remaining Work ▼ Summary

**CRBC - Kaden JV
Three-Month Rolling Programme**


Date	Revision	Checked	Approved
31-08-17			

Activity ID	Activity Name	2017				
		Aug	Sep	Oct	Nov	Dec
Site Formation - Slope TP_C & Associated Works						
Achievement of KD-3(Stage 3) for Slope C						
TPC51320	Achievement of KD-3(Stage 3) for slope C					
Achievement of KD-8 (Section 5) for Slope C						
TPC51340	Achievement of KD-8(Section 5) for slope C					
Site Formation - Slope TP_E & Associated Works						
Stage 3						
Slope Feature - Slope TP_E Remaining Section and 5SE-D/C116						
TPE62600	Construct Cascade C					
TPE62700	Achievement of KD-3(Stage 3) for slope E					
Achievement of KD-8(Section 5) for Slope E						
TPE65320	Remaining works include landscape works and establishment works					
Site Formation - Slope Upgrading Works						
Stage 3 (Other Slope Features)						
Slope Feature - 5SE-D/C170						
SFW10080	Excavation of Rock (30000m3) for 5SE-D/C170					
SFW10105	Raking Drain Construction					
SFW10110	Drainage, U-channel (410m) and Handrailing					
SFW10850	Achievement of KD-3(Stage 3)					
Slope Feature - 5SE-D/C165						
SFW10820	Drainage, U-channel (80m) and Handrailing					
SFW10830	Hydroseeding and Erosion Control Mat					
SFW10870	Achievement of KD-3(Stage 3)					
Slope Feature - 5SE-D/C150						
SFW10890	Achievement of KD-3(Stage 3)					
Slope Feature - 5SE-D/C152						
SFW10250	Hydroseeding and Erosion Control Mat					
SFW10910	Achievement of KD-3(Stage 3)					
Slope Feature - 5SE-D/C121						
SFW10930	Achievement of KD-3(Stage 3)					
Slope Feature - 5SE-D/C122						
SFW10330	Hydroseeding and Erosion Control Mat					
SFW10950	Achievement of KD-3(Stage 3)					
Slope Feature - 5SE-D/C14						
SFW10350	Slope Modification					
SFW10360	Drainage, U-channel (60m) and Handrailing					
Slope Feature - 5SE-D/C149						

█ Remaining Level of Effort █ Critical Remaining Work
█ Actual Work ◆ Milestone
█ Remaining Work ▼ Summary

CRBC - Kaden JV
Three-Month Rolling Programme

Date	Revision	Checked	Approved
31-08-17			



■ Remaining Level of Effort ■ Critical Remaining Work
■ Actual Work ◆ Milestone
■ Remaining Work ▼ Summary

CRBC - Kaden JV
Three-Month Rolling Programme

Date	Revision	Checked	Approved
31-08-17			

Activity ID	Activity Name	2017				
		Aug	Sep	Oct	Nov	Dec
Road and Drainage Work, Utilities Works in Tunnel						
Road and Drainage Work, Utilities Works in Tunnel						
UDP34000	DN300	■ DN300				
UDP34010	DN100	■ DN100				
UDP34020	PCCW	■ PCCW				
UDP34030	Hutchison Global Communication Cable	■ Hutchison Global Communication Cable				
UDP34040	Hong Kong Boaroband Network	■ Hong Kong Boaroband Network				
UDP34050	Wharf T&T Duct and Joint Box	■ Wharf T&T Duct and Joint Box				
UDP34060	New World Telecom	■ New World Telecom				
UDP34070	Town Gas	■ Town Gas				
UDP34080	Smartone Cable	■ Smartone Cable				
UDP34090	HKC Cable	■ HKC Cable				
Achievement of KD-8 (Section 5) for TN-01						
UDP20640	Road works and Remaining works(Sundry Metalwork,etc)	■				
Road and Drainage Work ,Utilities Works at for Lung Fu Road Roundabout		→ Road and Drainage Work ,Utilities Works at for				
Section 3		→ Section 3				
Utilites installation ,road and drainage works (TTA stage 1)		→ Utilites installation ,road and drainage works (TTA stage 1)				
LFR10390	CLP + CRD	■ CLP + CRD				
LFR10400	TraxComm	■ TraxComm				
LFR10410	Completion of this stage civil provision for E&M, TCSS	■ Completion of this stage civil provision for E&M, TCSS				
LFR10430	Irrigation System	■ Irrigation System				
LFR10420	Road Pavement	■ Road Pavement				
LFR10440	TTA for Stage 2-0	■ TTA for Stage 2-0				
LFR10290	DN700 ,300,100	■ DN700 ,300,100				
LFR10300	PCCW	■ PCCW				
LFR10310	Hutchison Global Communication Cable	■ Hutchison Global Communication Cable				
LFR10320	Hong Kong Boaroband Network	■ Hong Kong Boaroband Network				
LFR10330	Wharf T&T Duct and Joint Box	■ Wharf T&T Duct and Joint Box				
LFR10340	New World Telecom	■ New World Telecom				
LFR10350	Town Gas	■ Town Gas				
LFR10360	Smartone Cable	■ Smartone Cable				
LFR10370	HKC Cable	■ HKC Cable				
LFR10380	Pubic Lighting	■ Pubic Lighting				
LFR10270	Filling Works	■ Filling Works				
Utilites installation ,road and drainage works (TTA Stage 2-0)		→ Utilites installation ,road and drainage works (TTA Stage 2-0)				
LFR10450	Drainage Work	■ Drainage Work				
LFR10470	PCCW	■ PCCW				

■ Remaining Level of Effort ■ Critical Remaining Work
■ Actual Work ◆ Milestone
■ Remaining Work ▼ Summary

**CRBC - Kaden JV
Three-Month Rolling Programme**

Date	Revision	Checked	Approved
31-08-17			

Activity ID	Activity Name	2017				
		Aug	Sep	Oct	Nov	Dec
LFR10480	Hutchison Global Communication Cable					
LFR10460	DN100,300,700,800					
LFR10490	Hong Kong Boaroband Network					
LFR10500	Wharf T&T Duct and Joint Box					
LFR10510	New World Telecom					
LFR10520	Town Gas					
LFR10530	Smartone Cable					
Road and Drainage Work ,Utilities Works at Lung Mun Road		Road and Drainage Work ,Utilities Works at Lung Mun Road				
Lung Mun Road (Westbound)		Lung Mun Road (Westbound)				
Ho Suen Street North		Ho Suen Street North				
LMRWA1130	CLP + CRD					
LMRWA1040	PCCW					
LMRWA1050	Hutchison Global Communication Cable					
LMRWA1060	Hong Kong Boaroband Network					
LMRWA1070	Wharf T&T Duct and Joint Box					
LMRWA1080	New World Telecom					
LMRWA1090	Town Gas					
LMRWA1100	Smartone Cable					
LMRWA1110	HKC Cable					
LMRWA1120	Pubic Lighting					
LMRWA1140	TraxComm					
LMRWA1150	Irrigation System					
LMRWA1160	Road Pavement					
Ho Suen Street South		Ho Suen Street South				
LMRWA1190	DN200 CHK 0 - 50					
LMRWA1200	DN300 CHE 0 - 116					
LMRWA1210	DN100 CHG 0 - 112					
LMRWA1170	Drainage Work					
LMRWA1220	PCCW					
Utilites installation ,road and drainage works for East Portal		Utilites installation ,road and drainage works for East Portal				
EPA1000	Rock Cutting					
EPA1020	DN300 CHA 0 - 175&DN100					
EPA1030	Street furniture and sign gantry					
EPA1040	PCCW					
EPA1050	Hutchison Global Communication Cable					
EPA1060	Hong Kong Boaroband Network					
EPA1070	Wharf T&T Duct and Joint Box					

█ Remaining Level of Effort █ Critical Remaining Work
█ Actual Work ◆ Milestone
█ Remaining Work ▶ Summary

**CRBC - Kaden JV
Three-Month Rolling Programme**

Date	Revision	Checked	Approved
31-08-17			

Activity ID	Activity Name	2017				
		Aug	Sep	Oct	Nov	Dec
EPA1080	New World Telecom	[Blue bar]				[Green bar] New World Telecom
EPA1090	Town Gas	[Blue bar]				[Green bar] Town Gas
EPA1100	Smartone Cable	[Blue bar]				[Green bar] Smartone Cable
EPA1110	HKC Cable	[Blue bar]				[Green bar] HKC Cable
EPA1120	Pubic Lighting	[Blue bar]				[Green bar]
EPA1130	CLP	[Blue bar]				[Green bar]
EPA1140	TraxComm	[Blue bar]				[Green bar]
Utilites installation ,road and drainage works near portion D		[Summary arrow]				
TOLLA1010	DN300	[Blue bar]	[Green bar] DN300			
TOLLA1020	DN100	[Blue bar]	[Green bar] DN100			
TOLLA1030	PCCW		[Green bar] PCCW			
TOLLA1040	Hutchison Global Communication Cable			[Green bar] Hutchison Global Communication Cable		
TOLLA1050	Hong Kong Boaroband Network				[Green bar] Hong Kong Boaroband Network	
Sewage, Irrigation and Road& Drainage Works		[Summary arrow]				
SAI10060	Sewage, irrigation and road&drainage works -G2-north side	[Blue bar]				[Green bar]
SAI10020	Sewage, irrigation and road&drainage works - RW_B-north side	[Blue bar]			[Green bar]	
SAI10070	Sewage, irrigation and road&drainage works- G2-south side	[Blue bar]				
SAI10030	Sewage, irrigation and road&drainage works - RW_B-south side	[Blue bar]				
SAI10040	Sewage, irrigation and road&drainage works -G1&H1-north side	[Blue bar]				
SAI10050	Sewage, irrigation and road&drainage works - G1&H1-south side	[Blue bar]				
Achievement of Key Dates		[Summary arrow]				
AK10330	Achievement of KD-8(Section 5) for slope C		[Milestone]			
AK10320	Achievement of KD-3(Stage 3) for slope C		[Milestone]			
AK10300	Achievement of KD-3(Stage 3) for slope B			[Milestone]		
AK10280	Achievement of KD-3(Stage 3) for slope A				[Milestone]	
AK10210	Achievement of KD-3(Stage 3) for RW_A				[Milestone]	
AK10020	Achievement of KD-1(Stage 1) for TD2					[Milestone]

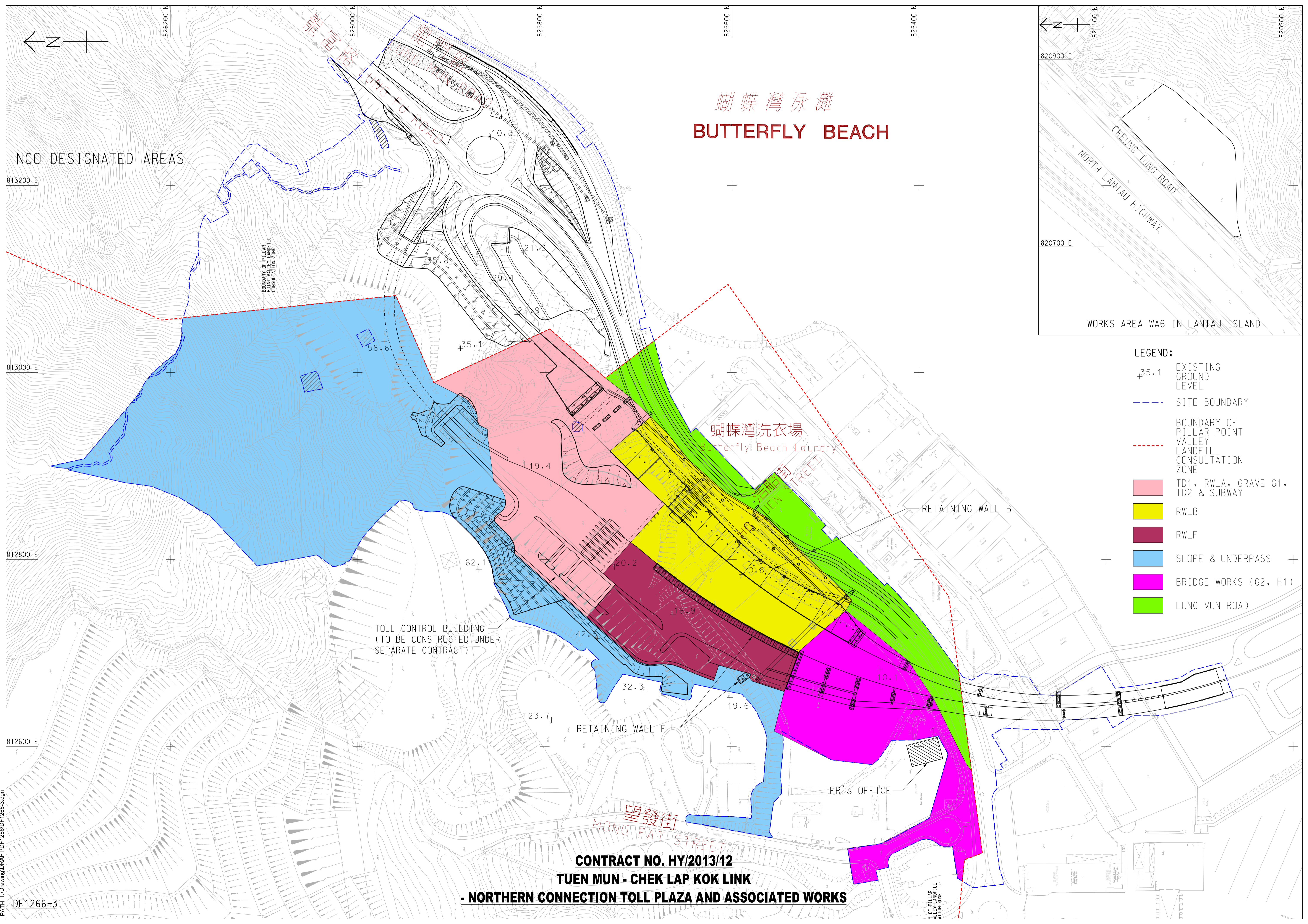
█ Remaining Level of Effort █ Critical Remaining Work
█ Actual Work ◆ Milestone
█ Remaining Work [Arrow] Summary

**CRBC - Kaden JV
Three-Month Rolling Programme**

Date	Revision	Checked	Approved
31-08-17			

Appendix E

Monitoring Locations / Sensitive Receivers for the Contract



蝴蝶灣泳灘
BUTTERFLY BEACH

NCO DESIGNATED AREAS

WORKS AREA WA6 IN LANTAU ISLAND

LEGEND:

- +35.1 EXISTING GROUND LEVEL
- - - SITE BOUNDARY
- - - BOUNDARY OF PILLAR POINT VALLEY LANDFILL CONSULTATION ZONE
- TD1, RW_A, GRAVE G1, TD2 & SUBWAY
- RW_B
- RW_F
- SLOPE & UNDERPASS
- BRIDGE WORKS (G2, H1)
- LUNG MUN ROAD

TOLL CONTROL BUILDING
 (TO BE CONSTRUCTED UNDER
 SEPARATE CONTRACT)

蝴蝶灣洗衣場
 Butterfly Beach Laundry

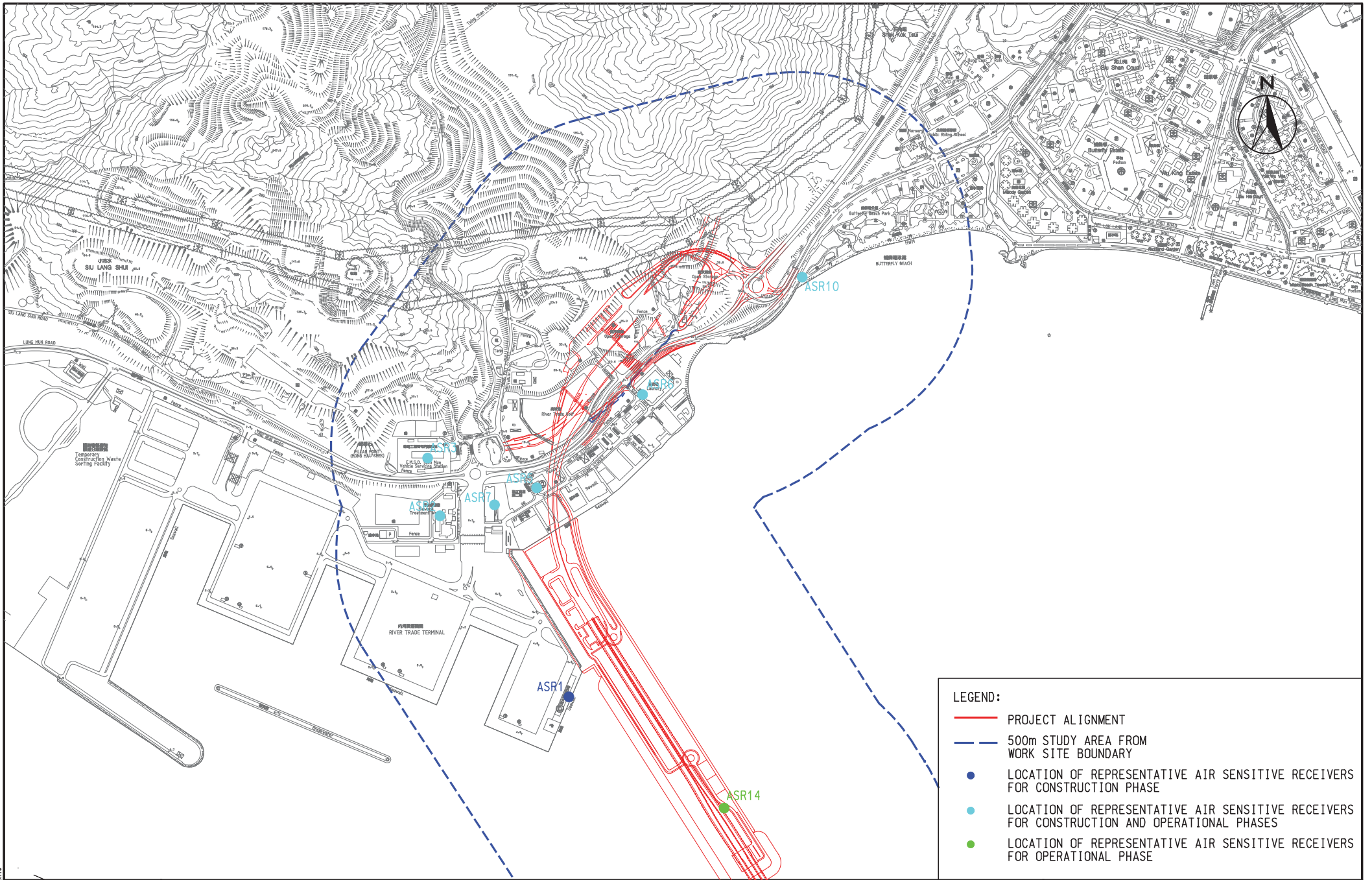
RETAINING WALL B

RETAINING WALL F

ER'S OFFICE

望發街
 MONG FAT STREET

CONTRACT NO. HY/2013/12
TUEN MUN - CHEK LAP KOK LINK
- NORTHERN CONNECTION TOLL PLAZA AND ASSOCIATED WORKS

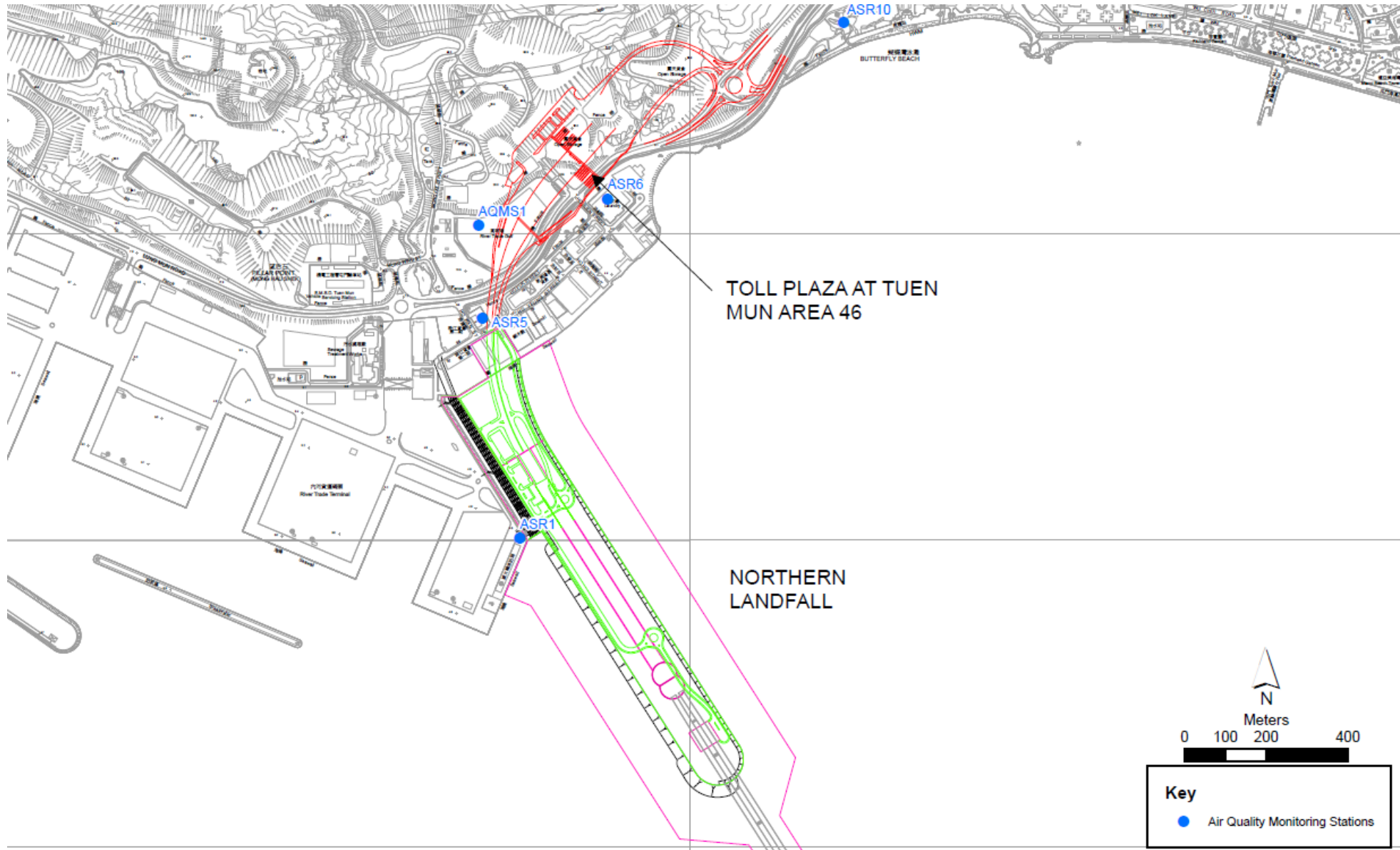


LEGEND:

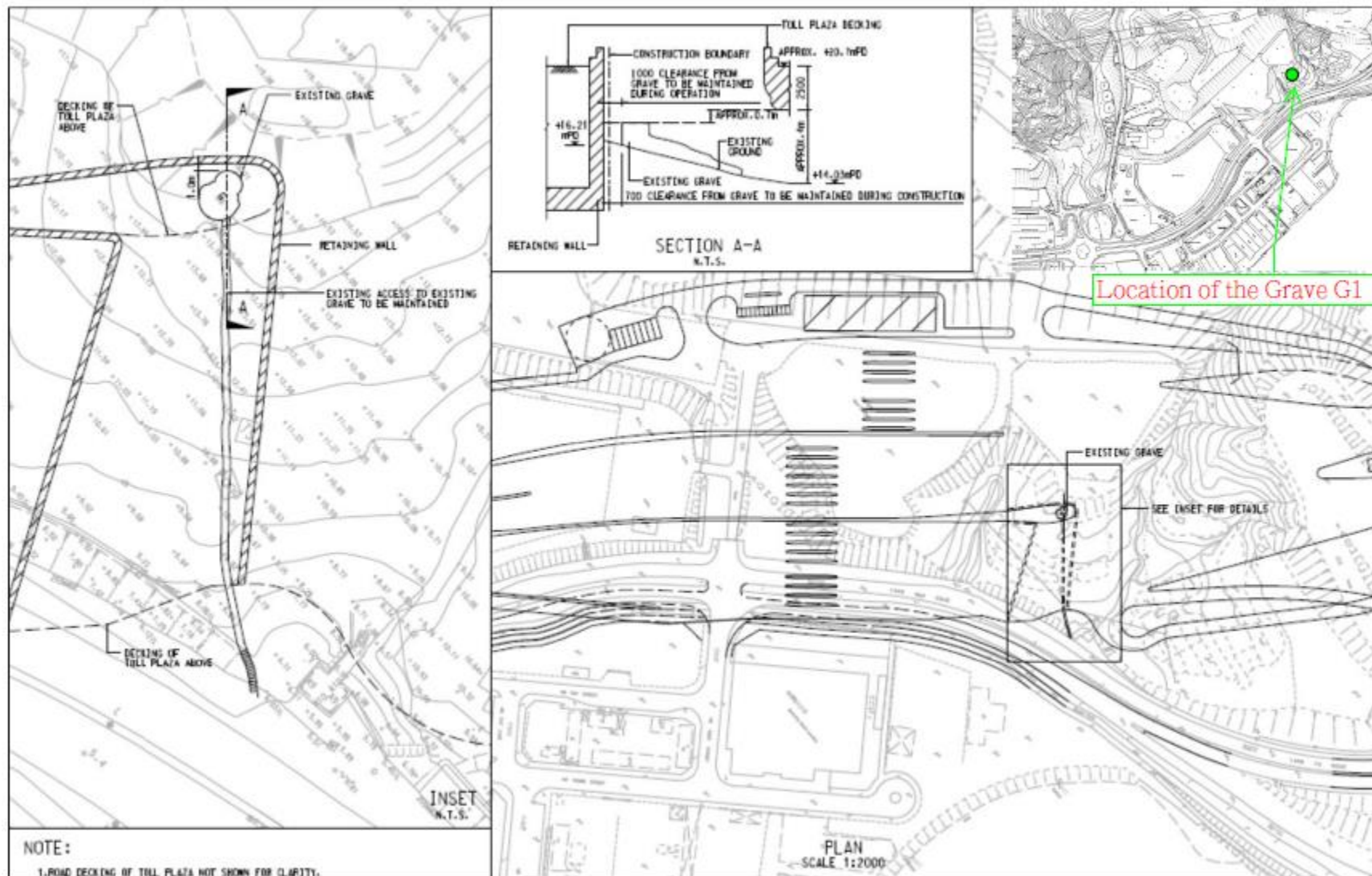
- PROJECT ALIGNMENT
- - - 500m STUDY AREA FROM WORK SITE BOUNDARY
- LOCATION OF REPRESENTATIVE AIR SENSITIVE RECEIVERS FOR CONSTRUCTION PHASE
- LOCATION OF REPRESENTATIVE AIR SENSITIVE RECEIVERS FOR CONSTRUCTION AND OPERATIONAL PHASES
- LOCATION OF REPRESENTATIVE AIR SENSITIVE RECEIVERS FOR OPERATIONAL PHASE

AGREEMENT NO. CE 52/2007(HY)
 TUEN MUN - CHEK LAP KOK LINK - INVESTIGATION
REPRESENTATIVE AIR SENSITIVE RECEIVERS

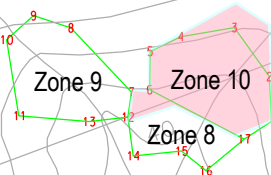
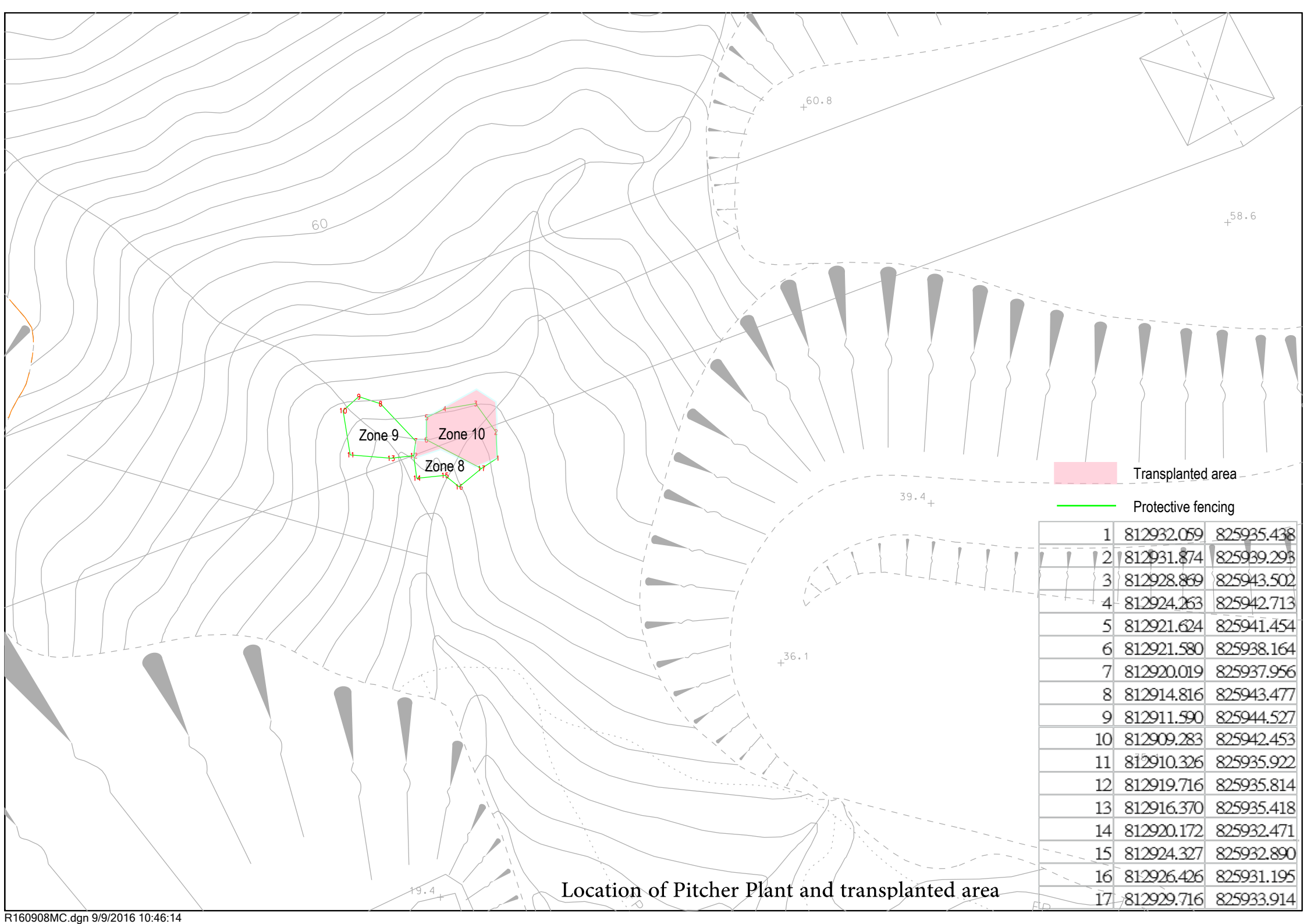
SCALE	1 : 10 000	DATE	
-------	------------	------	--



Air Quality Monitoring Location



Location of the Grave G1



Transplanted area
 Protective fencing

1	812932.059	825935.438
2	812931.874	825939.293
3	812928.869	825943.502
4	812924.263	825942.713
5	812921.624	825941.454
6	812921.580	825938.164
7	812920.019	825937.956
8	812914.816	825943.477
9	812911.590	825944.527
10	812909.283	825942.453
11	812910.326	825935.922
12	812919.716	825935.814
13	812916.370	825935.418
14	812920.172	825932.471
15	812924.327	825932.890
16	812926.426	825931.195
17	812929.716	825933.914

Location of Pitcher Plant and transplanted area

Appendix F

Event and Action Plan

Event and Action Plan for Air Quality

EVENT	ACTION			
	ET ⁽¹⁾	IEC ⁽¹⁾	SOR ⁽¹⁾	Contractor(s)
Action Level				
Exceedance recorded	1 Identify the source. 2 Repeat measurements to confirm findings. If two consecutive measurements exceed Action Level, the exceedance is then confirmed. 3 Inform the IEC and the SOR 4 Investigate the cause of exceedance and check Contractor's working procedures to determine possible mitigation to be implemented. 5 If the exceedance is confirmed to be Project related after investigation, increase monitoring frequency to daily. 6 Discuss with the IEC and the Contractor on remedial actions required. 7 If exceedance continues, arrange meeting with the IEC and the SOR. 8 If exceedance stops, cease additional monitoring.	1 Check monitoring data submitted by the ET. 2 Check the Contractor's working method. 3 If the exceedance is confirmed to be Project related after investigation, discuss with the ET and the Contractor on possible remedial measures. 4 Advise the SOR on the effectiveness of the proposed remedial measures. 5 Supervisor implementation of remedial measures.	1 Confirm receipt of notification of failure in writing. 2 Notify the Contractor. 3 Ensure remedial measures properly implemented.	1 Rectify any unacceptable practice. 2 Amend working methods if appropriate 3 If the exceedance is confirmed to be Project related, submit proposals for remedial actions to IEC within 3 working days of notification 4 Implement the agreed proposals 5 Amend proposal if appropriate.
Limit Level				
Exceedance recorded	1. Identify the source. 2. Repeat measurement to confirm finding. If two consecutive measurements exceed Limit Level, the exceedance is then confirmed. 3. Inform the IEC, the SOR, the DEP and the Contractor. 4. Investigate the cause of exceedance and check Contractor's working procedures to determine possible mitigation to be implemented. 5. If the exceedance is confirmed to be Project related after investigation, increase monitoring frequency to daily. 6. Carry out analysis of the Contractor's working procedures to determine possible mitigation to be implemented. 7. Arrange meeting with the IEC and the SOR to discuss the remedial actions to be taken. 8. Assess effectiveness of the Contractor's remedial actions and keep the IEC, the DEP and the SOR informed of the results. 9. If exceedance stops, cease additional monitoring.	1 Check monitoring data submitted by the ET. 2 Check Contractor's working method. 3 If the exceedance is confirmed to be Project related after investigation, discuss with the ET and the Contractor on possible remedial measures. 4 Advise the SOR on the effectiveness of the proposed remedial measures. 5 Supervisor implementation of remedial measures.	1. Confirm receipt of notification of failure in writing. 2. Notify the Contractor. 3. If the exceedance is confirmed to be Project related after investigation, in consultation with the IEC, agree with the Contractor on the remedial measures to be implemented. 4. Ensure remedial measures are properly implemented. 5. If exceedance continues, consider what activity of the work is responsible and instruct the Contractor to stop that activity of work until the exceedance is abated.	1 Take immediate action to avoid further exceedance. 2 If the exceedance is confirmed to be Project related after investigation, submit proposals for remedial actions to IEC within 3 working days of notification. 3 Implement the agreed proposals. 4 Amend proposal if appropriate. 5 Stop the relevant activity of works as determined by the SOR until the exceedance is abated.

Event and Action Plan for Landscape and Visual Impact

EVENT ACTION LEVEL	ACTION			
	ET	IEC	ER	Contractor
Design Check	<ul style="list-style-type: none"> Check final design conforms to the requirements of EP and prepare report. 	<ul style="list-style-type: none"> Check report. Recommend remedial design if necessary 	<ul style="list-style-type: none"> Undertake remedial design if necessary 	
Non- conformity on one occasion	<ul style="list-style-type: none"> Identify Source Inform IEC and ER Discuss remedial actions with IEC, ER and Contractor Monitor remedial actions until rectification has been completed 	<ul style="list-style-type: none"> Check report Check Contractor's working method Discuss with ET and Contractor on possible remedial measures Advise ER on effectiveness of proposed remedial measures. Check implementation of remedial measures 	<ul style="list-style-type: none"> Notify Contractor Ensure remedial measures are properly implemented 	<ul style="list-style-type: none"> Amend working methods Rectify damage and undertake any necessary replacement
Repeated Non-conformity	<ul style="list-style-type: none"> Identify Source Inform IEC and ER Increase monitoring frequency Discuss remedial actions with IEC, ER and Contractor Monitor remedial actions until rectification has been completed If nonconformity stops, cease additional monitoring 	<ul style="list-style-type: none"> Check monitoring report Check Contractor's working method Discuss with ET and Contractor on possible remedial measures Advise ER on effectiveness of proposed remedial measures Supervise implementation of remedial measures 	<ul style="list-style-type: none"> Notify Contractor Ensure remedial measures are properly implemented 	<ul style="list-style-type: none"> Amend working methods Rectify damage and undertake any necessary replacement

Event / Action Plan for Cultural Heritage

Action Level	ET	IC (E)	ER	Contractor
Non-conformity on one occasion	<ol style="list-style-type: none"> 1. Identify Source 2. Inform the IEC and the ER 3. Discuss remedial actions with the IEC, the ER and the Contractor 4. Monitor remedial actions until rectification has been completed 	<ol style="list-style-type: none"> 1. Check report 2. Check the Contractor's working method 3. Discuss with the ET and the Contractor on possible remedial measures 4. Advise the ER on effectiveness of proposed remedial measures. 5. Check implementation of remedial measures. 	<ol style="list-style-type: none"> 1. Notify Contractor 2. Ensure remedial measures are properly implemented 	<ol style="list-style-type: none"> 1. Amend working methods 2. Rectify damage and undertake any necessary replacement
Repeated Non-conformity	<ol style="list-style-type: none"> 1. Identify Source 2. Inform the IC(E) and the ER 3. Increase monitoring frequency 4. Discuss remedial actions with the IC(E), the ER and the Contractor 5. Monitor remedial actions until 6. rectification has been completed 7. If exceedance stops, cease additional monitoring 	<ol style="list-style-type: none"> 1. Check monitoring report 2. Check the Contractor's working method 3. Discuss with the ES and the Contractor on possible remedial measures 4. Advise the ER on effectiveness of proposed remedial measures 5. Supervise implementation of remedial measures. 	<ol style="list-style-type: none"> 1. Notify the Contractor 2. Ensure remedial measures are properly implemented 	<ol style="list-style-type: none"> 1. Amend working methods 2. Rectify damage and undertake any necessary replacement

Note:

ET – Environmental Specialist, IEC – Independent Environmental Checker, ER – Engineer's Representative

Event / Action Plan for General Ecology

Action Level	ET	IEC	ER	Contractor
Non-conformity on one occasion	<ul style="list-style-type: none"> • Identify Source • Inform the IEC and the ER • Discuss remedial actions with the IEC, the ER and the Contractor • Monitor remedial actions until rectification has been completed 	<ul style="list-style-type: none"> • Check report • Check the Contractor's working method • Discuss with the ET and the Contractor on possible remedial measures • Advise the ER on effectiveness of proposed remedial measures. • Check implementation of remedial measures. 	<ul style="list-style-type: none"> • Notify Contractor • Ensure remedial measures are properly implemented • Consider and instruct, if necessary, the Contractor to slow down or to stop all or part of the works in the case of a serious nonconformity until situation rectified. 	<ul style="list-style-type: none"> • Amend working methods • Rectify damage and undertake any necessary replacement
Repeated Non conformity	<ul style="list-style-type: none"> • Identify Source • Inform the IC(E) and the ER • Increase monitoring frequency • Discuss remedial actions with the IC(E), the ER and the Contractor • Monitor remedial actions until rectification has been completed • If exceedance stops, cease additional monitoring 	<ul style="list-style-type: none"> • Check monitoring report • Check the Contractor's working method • Discuss with the ES and the Contractor on possible remedial measures • Advise the ER on effectiveness of proposed remedial measures • Supervise implementation of remedial measures 	<ul style="list-style-type: none"> • Notify the Contractor • Ensure remedial measures are properly implemented • Consider and instruct, if necessary, the Contractor to slow down or to stop all or part of the works in the case of a serious nonconformity until situation rectified. 	<ul style="list-style-type: none"> • Amend working methods • Rectify damage and undertake any necessary replacement

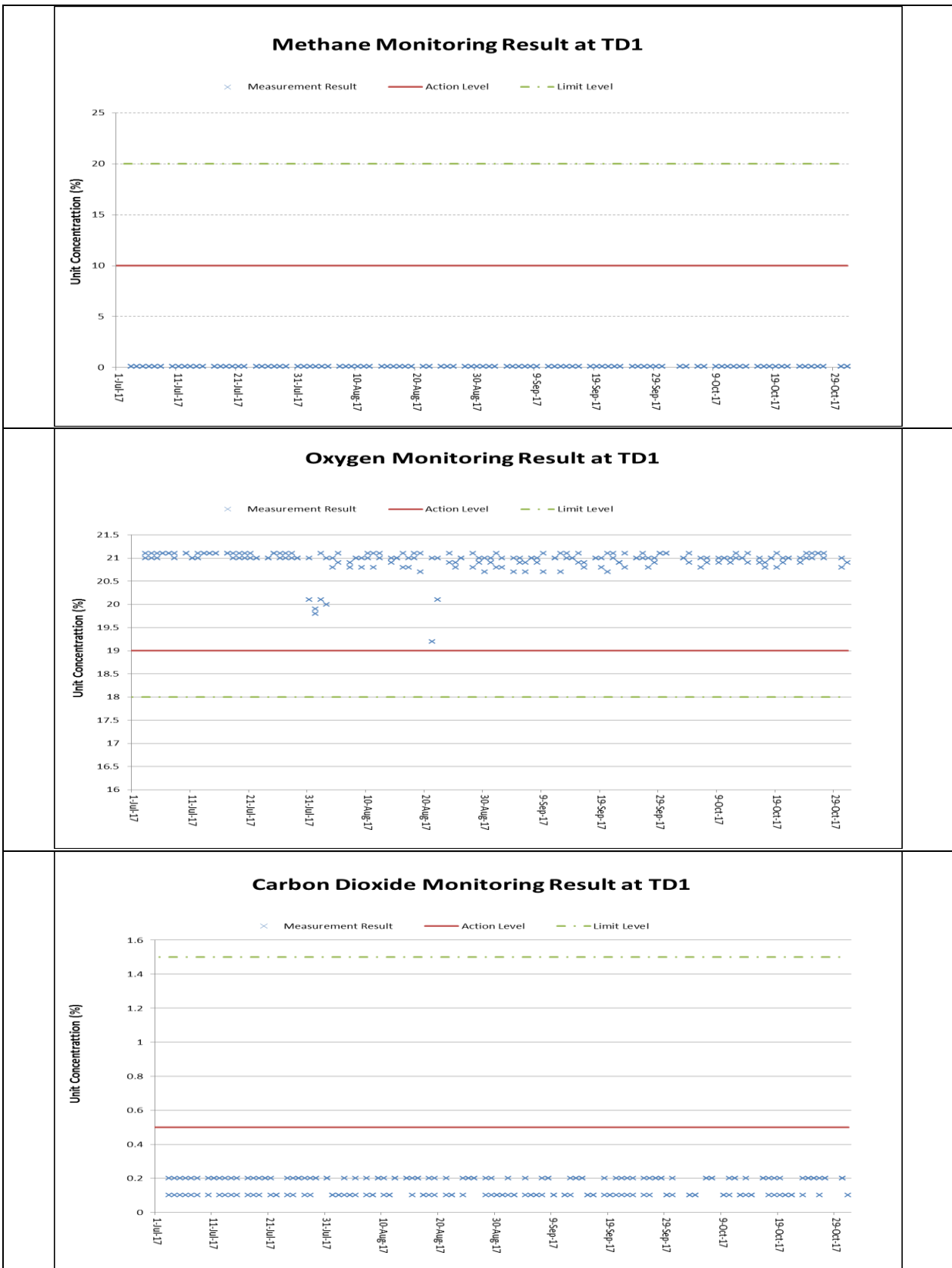
Note: ET – Environmental Specialist, IC(E) – Independent Checker (Environmental), ER – Engineer’s Representative

Actions in the Event of Landfill Gas being Detected in Excavation / Confined Area

Parameter	Measurement	Action
Oxygen	< 19%	- Ventilate to restore oxygen to > 19%
	< 18%	- Stop work - Evacuate personnel / prohibit entry - Increase ventilation to restore to > 19%
Methane	> 10% LEL (> 0.5% v/v)	- Prohibit hot work - Ventilate to restore methane to < 10% LEL
	> 20% LEL (>1% v/v)	- Stop work - Evacuate personnel / prohibit entry - Increase ventilation to restore to < 10%
Carbon Dioxide	> 0.5%	- Ventilate to restore oxygen to < 0.5%
	> 1.5%	- Stop work - Evacuate personnel / prohibit entry - Increase ventilation to restore to < 0.5%

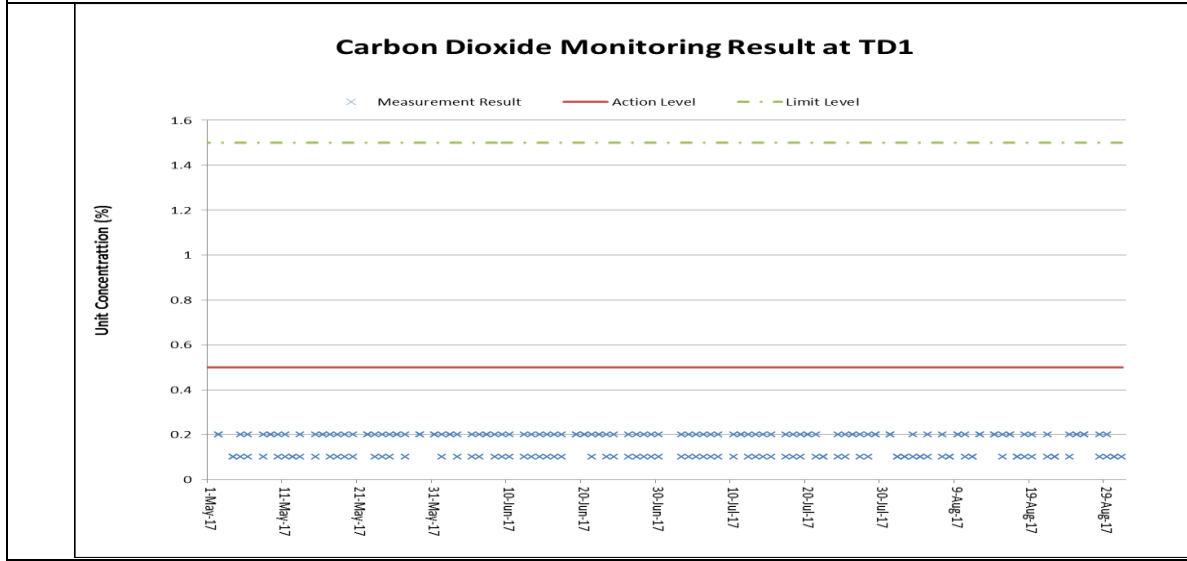
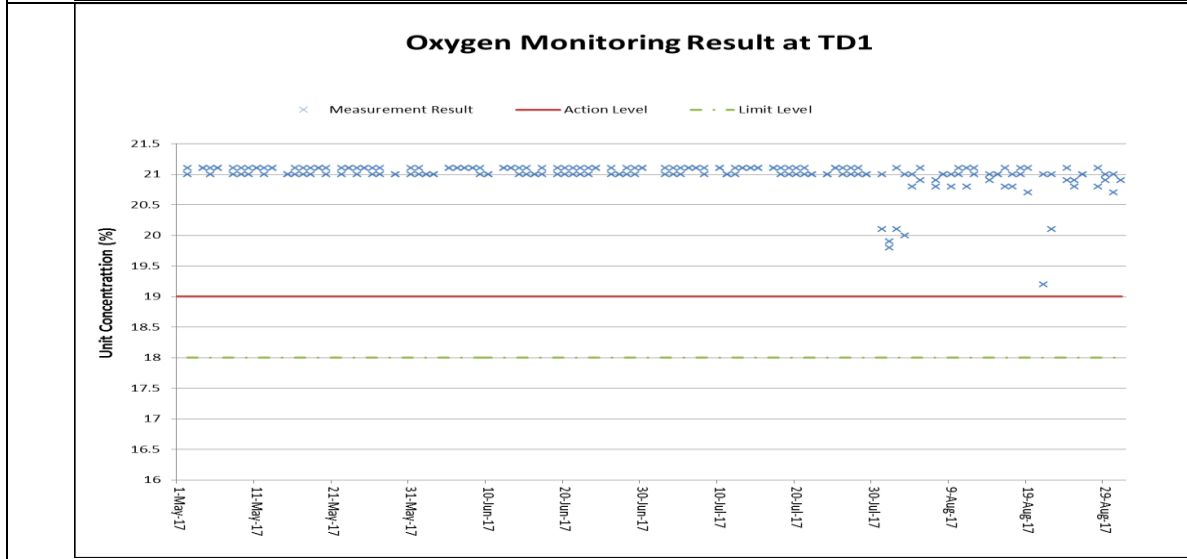
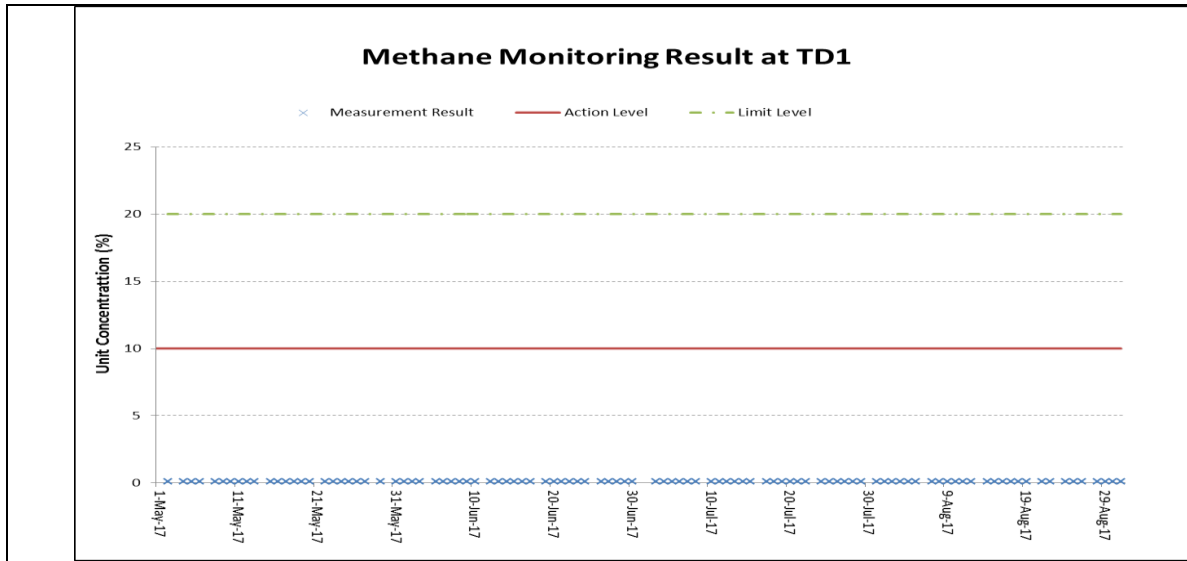
Appendix G

Landfill Gas Monitoring Graphical Plots



Annotation:

During this reporting period, major construction activity at TD1 and the specified works included excavation, stitching, blinding, formworking, steel-fixing and concreting. The weather condition varied from sunny to rainy. The monitoring data was provided by the Contractor followed to their QA/QC control.



Annotation:

During this reporting period, major construction activity at Lung Mun Road and the specified works included excavation, blinding, formworking, steel-fixing and concreting. The weather condition varied from sunny to rainy. The monitoring data was provided by the Contractor followed to their QA/QC control.

Appendix H

Waste Flow Table

Appendix A –Monthly Waste Flow Table

Monthly Summary Waste Flow Table for 2017 (year)

Month	Annual Quantities of Inert C&D Materials Generated Monthly						Annual Quantities of C&D Wastes Generated Monthly				
	Total Quantity Generated	Broken Concrete	Reused in the Contract	Reused in other Projects	Disposed as Public Fill	Imported Fill	Metals (see note 4)	Paper / cardboard packaging (see note 4)	Plastics & Rubber (see note 2)	Chemical Waste	Others (general refuse)
	(in '000m ³)	(in '000m ³)	(in '000m ³)	(in '000m ³)	(in '000m ³)	(in '000m ³)	(in '000kg)	(in '000kg)	(in '000kg)	(in '000kg)	(in '000m ³)
Jan	13.334	0.000	4.543	7.512	1.062	0.000	0.000	0.000	0.000	0.000	0.217
Feb	14.323	0.000	1.066	10.617	2.566	0.000	0.000	0.000	0.000	0.000	0.074
Mar	18.707	0.000	2.116	12.844	3.413	0.000	0.000	0.000	0.000	0.000	0.334
Apr	10.839	0.000	2.291	7.287	1.099	0.000	0.000	0.000	0.000	0.000	0.162
May	10.418	0.000	2.089	7.793	0.341	0.000	0.000	0.000	0.000	0.000	0.195
June	7.465	0.000	2.111	4.388	0.789	0.000	0.000	0.000	0.000	0.000	0.177
Sub-total	75.086	0.000	14.216	50.441	9.270	0.000	0.000	0.000	0.000	0.000	1.159
July	6.783	0.000	1.961	3.482	1.120	0.000	0.000	0.000	0.000	0.000	0.220
Aug	4.154	0.000	1.768	1.547	0.660	0.000	0.000	0.000	0.000	0.000	0.179
Sept	2.373	0.000	0.367	0.558	1.274	0.000	0.000	0.000	0.000	0.000	0.174
Oct	2.701	0.000	0.754	0.491	1.215	0.000	0.000	0.000	0.000	0.000	0.241
Nov											
Dec											
Total	91.096	0.000	19.066	56.519	13.539	0.000	0.000	0.000	0.000	0.000	1.973

Notes:

- 1 The waste flow table shall also include C&D materials that are specified in the contract to be imported for use at the Site.
- 2 Plastics refer to plastic bottles/containers, plastic sheets/foam from packaging materials.
- 3 Broken concrete for recycling into aggregates.

Appendix I

Implementation Schedule for Environmental Mitigation Measures

CONTRACT NO. HY/2013/12

**TUEN MUN – CHECK LAP KOK LINK – NORTHERN CONNECTION TOLL PLAZA AND ASSOCIATED WORKS
ENVIRONMENTAL MITIGATION AND ENHANCEMENT MEASURE IMPLEMENTATION SCHEDULE**

Air Quality									
EIA reference	EM&A Manual reference	Environmental Protection Measures	Location/ Timing	Implementation Agent	Relevant Standard or Requirement	Implementation Stages			Status *
						D	C	O	
4.8.1	3.8	An effective watering programme of twice daily watering with complete coverage, is estimated to reduce by 50%. This is recommended for all areas in order to reduce dust levels to a minimum;	All areas / throughout construction period	Contractor	TMEIA Avoid smoke impacts and disturbance		Y		✓
4.8.1	3.8	Watering of the construction sites in Lantau for 8 times/day and in Tuen Mun for 12 times/day to reduce dust emissions by 87.5% and 91.7% respectively and shall be undertaken.	All areas / throughout construction period	Contractor	TMEIA Avoid dust generation		Y		✓
4.8.1	3.8	The Contractor shall, to the satisfaction of the Engineer, install effective dust suppression measures and take such other measures as may be necessary to ensure that at the Site boundary and any nearby sensitive receiver, dust levels are kept to acceptable levels.	All areas / throughout construction period	Contractor	TMEIA Avoid dust generation		Y		✓
4.8.1	3.8	The Contractor shall not burn debris or other materials on the works areas.	All areas / throughout construction period	Contractor	TMEIA Avoid dust generation		Y		✓
4.8.1	3.8	In hot, dry or windy weather, the watering programme shall maintain all exposed road surfaces and dust sources wet.	All unpaved haul roads / throughout construction period in hot, dry or windy weather	Contractor	TMEIA Avoid smoke impacts and disturbance		Y		<>
4.8.1	3.8	Where breaking of oversize rock/concrete is required, watering shall be implemented to control dust. Water spray shall be used during the handling of fill material at the site and at active cuts, excavation and fill sites where dust is likely to be created.	All areas / throughout construction period	Contractor	TMEIA Avoid dust generation		Y		<>
4.8.1	3.8	Open dropping heights for excavated materials shall be controlled to a maximum height of 2m to minimise the fugitive dust arising from unloading.	All areas / throughout construction period	Contractor	TMEIA Avoid dust generation		Y		✓

CONTRACT NO. HY/2013/12

**TUEN MUN – CHECK LAP KOK LINK – NORTHERN CONNECTION TOLL PLAZA AND ASSOCIATED WORKS
ENVIRONMENTAL MITIGATION AND ENHANCEMENT MEASURE IMPLEMENTATION SCHEDULE**

4.8.1	3.8	During transportation by truck, materials shall not be loaded to a level higher than the side and tail boards, and shall be dampened or covered before transport.	All areas / throughout construction period	Contractor	TMEIA Avoid dust generation		Y		✓
4.8.1	3.8	Materials having the potential to create dust shall not be loaded to a level higher than the side and tail boards, and shall be covered by a clean tarpaulin. The tarpaulin shall be properly secured and shall extend at least 300mm over the edges of the side and tail boards.	All areas / throughout construction period	Contractor	TMEIA Avoid dust generation		Y		✓
4.8.1	3.8	No earth, mud, debris, dust and the like shall be deposited on public roads. Wheel washing facility shall be usable prior to any earthworks excavation activity on the site.	construction period	Contractor	TMEIA Avoid dust generation		Y		✓
4.8.1	3.8	Areas of exposed soil shall be minimized to areas in which works have been completed shall be restored as soon as is practicable.	All exposed surfaces / throughout construction period	Contractor	TMEIA Avoid dust generation		Y		✓
4.8.1	3.8	All stockpiles of aggregate or spoil shall be enclosed or covered and water applied in dry or windy condition.	All areas / throughout construction period	Contractor	TMEIA Avoid dust generation		Y		✓
4.11	Section 3	EM&A in the form of 1 hour and 24 hour dust monitoring and site audit	All representative existing ASRs / throughout construction period	Contractor	EM&A Manual		Y		✓

Cultural Heritage

EIA reference	EM&A Manual reference	Environmental Protection Measures	Location/ Timing	Implementation Agent	Relevant Standard or Requirement	Implementation Stages			Status
						D	C	O	
11.8	Section 9	EM&A in the form of audit of the mitigation measures	All areas / throughout construction period	Highways Department	EIAO-TM		Y		✓

Ecology

EIA reference	EM&A Manual reference	Environmental Protection Measures	Location/ Timing	Implementation Agent	Relevant Standard or Requirement	Implementation Stages			Status
						D	C	O	

CONTRACT NO. HY/2013/12

**TUEN MUN – CHECK LAP KOK LINK – NORTHERN CONNECTION TOLL PLAZA AND ASSOCIATED WORKS
ENVIRONMENTAL MITIGATION AND ENHANCEMENT MEASURE IMPLEMENTATION SCHEDULE**

7.13#	6.3, 6.5#	Fencing or other physical barriers for protection of Pitcher Plant around Zones 8, 9 and 10 and the temporary nursery site	Tuen Mun Area 46 shrubland/ Detailed/ Prior to construction	Design Consultant/ Contractor	TMEIA	Y	Y		✓
7.13	6.5	Audit Pitcher Plant protection measures	Tuen Mun Area 46	Contractor	TMEIA		Y		✓
7.13	6.5	The loss of habitat shall be supplemented by enhancement planting in accordance with the landscape mitigation schedule.	All areas / As soon as accessible	Contractor	TMEIA		Y		✓
7.13	6.5	Spoil heaps shall be covered at all times.	All areas / Throughout construction period	Contractor	TMEIA		Y		✓
7.13	6.5	Avoid damage and disturbance to the remaining and surrounding natural habitat	All areas / Throughout construction period	Contractor	TMEIA		Y		✓
7.13	6.5	Placement of equipment in designated areas within the existing disturbed land	All areas / Throughout construction period	Contractor	TMEIA		Y		✓
7.13	6.5	Disturbed areas to be reinstated immediately after completion of the works.	All areas / Throughout construction period	Contractor	TMEIA		Y		✓
7.13	6.5	Construction activities should be restricted to the proposed works boundary	All areas / Throughout construction	Contractor	TMEIA		Y		✓

Landfill Gas Hazard Assessment

EIA reference	EM&A Manual reference	Environmental Protection Measures	Location/ Timing	Implementation Agent	Relevant Standard or Requirement	Implementation Stages			Status
						D	C	O	
14.12.2	14.2	<u>Appointment of Safety Officer</u> Appoint a properly trained safety officer and provide with appropriate equipment to measure and monitor LFG hazard. The monitoring frequency and areas to be monitored should be set down prior to commencement of ground-works either by the Safety Officer or an approved and appropriately qualified person.	Construction Stage	Contractor	EPD/TR8/97 - Landfill Gas Hazard Assessment Guidance Note		Y		✓
14.12.2	-	<u>Safety Measures - Excavation</u>	Construction Stage	Contractor	EPD/TR8/97 -		Y		✓

CONTRACT NO. HY/2013/12

**TUEN MUN – CHECK LAP KOK LINK – NORTHERN CONNECTION TOLL PLAZA AND ASSOCIATED WORKS
ENVIRONMENTAL MITIGATION AND ENHANCEMENT MEASURE IMPLEMENTATION SCHEDULE**

		Staff should receive appropriate training on working in areas susceptible to landfill gas, fire and explosion hazards. Excavation procedures and code of practice should be implemented.			Landfill Gas Hazard Assessment Guidance Note				
14.12.2	-	<u>Safety Measures – Welding, Flame- Cutting and Hot works</u> Hot works should be confined to open areas away from any trench or excavation. Should hot works must be carried out in trenches or confined space, “permit to work” procedures should be followed.	Construction Stage	Contractor	EPD/TR8/97 - Landfill Gas Hazard Assessment Guidance Note		Y		✓
14.12.2	-	<u>Safety Measures – Enclosed Spaces</u> Site offices or buildings located within PPV Landfill Consultation Zone which have the capacity to accumulate landfill gas, then they should either be located in an area which has been proven to be free of landfill gas; or be raised clear of the ground by a minimum of 500mm.	Site office, building, tunnel, subway, confined area / Construction Stage	Contractor	EPD/TR8/97 - Landfill Gas Hazard Assessment Guidance Note		Y		✓
14.12.2	-	<u>Safety Measures – Electrical Equipment</u> Any electrical equipment, such as motors and extension cords, should be intrinsically safe.	Construction Stage	Contractor	EPD/TR8/97 - Landfill Gas Hazard Assessment Guidance Note		Y		✓
14.12.2	-	<u>Safety Measures – Piping</u> During piping assembly or conduiting construction, all valves/seals should be closed immediately after installation. As construction progresses, all valves/seals should be closed as installed to prevent the migration of gases through the pipeline/conduit. All piping/conduiting should be capped at the end of each working day.	Services & utilities / Construction Stage	Contractor	EPD/TR8/97 - Landfill Gas Hazard Assessment Guidance Note		Y		✓
14.12.2	-	<u>Safety Measures – Fire Safety</u> Adequate fire safety equipments should be provided on site. Workers and visitors should be notified of the potential fire hazards. Safety notices should be	Construction Stage	Contractor	EPD/TR8/97 - Landfill Gas Hazard Assessment		Y		✓

CONTRACT NO. HY/2013/12

TUEN MUN – CHECK LAP KOK LINK – NORTHERN CONNECTION TOLL PLAZA AND ASSOCIATED WORKS
 ENVIORNMENTAL MITIGATION AND ENHANCEMENT MEASURE IMPLEMENTATION SCHEDULE

		posted around the site warning the anger and potential hazards.			Guidance Note				
14.12.1	-	<u>Safety Measures – Confined Spaces</u> Precautionary measures should include ensuring that staff members are aware of the potential hazards of working in confined spaces, and that appropriate monitoring procedures are in place to prevent hazards in confined spaces.	Confined space / Construction Stage	Contractor	EPD/TR8/97 - Landfill Gas Hazard Assessment Guidance Note		Y		✓
14.12.1	-	<u>Monitoring</u> Periodically during ground-works within the Consultation Zone, the works area should be monitored for methane, carbon dioxide and oxygen using appropriately calibrated portable gas detection equipment. Depending on the results of the measurements, actions required will vary. As a minimum these should encompass those actions specified in Table 14.8 of the EIA Report or Table 14.1 of the EM&A Manual.	Construction Stage	Contractor	EPD/TR8/97 - Landfill Gas Hazard Assessment Guidance Note		Y		✓

Landscape and Visual

EIA reference	EM&A Manual reference	Environmental Protection Measures	Location/ Timing	Implementation Agent	Relevant Standard or Requirement	Implementation Stages			Status
						D	C	O	
10.9	7.6	Existing trees on boundary of the Project Area shall be carefully protected during construction. Detailed Tree Protection Specification shall be provided in the Contract Specification. Under this specification, the Contractor shall be required to submit, for approval, a detailed working method statement for the protection of trees prior to undertaking any works adjacent to all retained trees, including trees in contractor’s works areas. (Tree protection measures will be detailed at Tree Removal Application stage) (CM1)	All areas/detailed design/ during construction	Design Consultant/ Contractor	TMEIA	Y	Y		✓
10.9	7.6	Trees unavoidably affected by the works shall be transplanted where practical. Trees will be	All areas/detailed design/ during	Design Consultant/	TMEIA	Y	Y		NA

CONTRACT NO. HY/2013/12

**TUEN MUN – CHECK LAP KOK LINK – NORTHERN CONNECTION TOLL PLAZA AND ASSOCIATED WORKS
ENVIRONMENTAL MITIGATION AND ENHANCEMENT MEASURE IMPLEMENTATION SCHEDULE**

		transplanted straight to their final receptor site and not held in a temporary nursery. A detailed Tree Transplanting Specification shall be provided in the Contract Specification. Sufficient time for necessary tree root and crown preparation periods shall be allowed in the project programme (CM2)	construction	Contractor					
10.9	7.6	Hillside and roadside screen planting to proposed roads, associated structures and slope works (CM3)	All areas/detailed design/ during Construction/ post construction	Design Consultant/ Contractor	TMEIA	Y	Y		NA
10.9	7.6	Hydroseeding or sheeting of soil stockpiles with visually unobtrusive material (in earth tone) (CM4)	All areas/detailed design/ during Construction/ post construction	Design Consultant/ Contractor	TMEIA	Y	Y		✓
10.9	7.6	Screening of construction works by hoardings around works area in visually unobtrusive colours, to screen works (CM5)	All areas/detailed design/ during Construction	Design Consultant/ Contractor	TMEIA	Y	Y		<>
10.9	7.6	Control night-time lighting and glare by hooding all lights (CM6)	All areas/detailed design/ during Construction	Design Consultant/ Contractor	TMEIA	Y	Y		✓
10.9	7.6	Ensure no run-off into water body adjacent to the Project Area (CM7)	All areas/detailed design/ during Construction	Design Consultant/ Contractor	TMEIA	Y	Y		✓
10.9	7.6	Avoidance of excessive height and bulk of buildings and structures (CM8)	All areas/detailed design/ during Construction	Design Consultant/ Contractor	TMEIA	Y	Y		✓
10.9	7.6	Recycle/Reuse all felled trees and vegetation, e.g. mulching (CM9)	All areas/detailed design/ during Construction	Design Consultant/ Contractor	TMEIA	Y	Y		✓
10.9	7.6	Compensatory tree planting shall be provided to the satisfaction of relevant Government departments. Required numbers and locations of compensatory trees shall be determined and agreed separately with Government during the Tree Felling Application process under ETWBTC 3/2006 (CM10)	All areas/detailed design/ during Construction	Design Consultant/ Contractor	TMEIA	Y	Y		NA
10.9	7.6	Re-vegetation of affected woodland/shrubland with	All areas/detailed design/ during Construction	Design	TMEIA	Y	Y	Y	N/A

CONTRACT NO. HY/2013/12

**TUEN MUN – CHECK LAP KOK LINK – NORTHERN CONNECTION TOLL PLAZA AND ASSOCIATED WORKS
ENVIRONMENTAL MITIGATION AND ENHANCEMENT MEASURE IMPLEMENTATION SCHEDULE**

		native species (OM1)	during Construction/ construction	post Contractor	Consultant/ Contractor					
10.9	7.6	Tall buffer screen tree / shrub / climber planting where appropriate should be incorporated to soften hard engineering structures and facilities (OM2)	All areas/detailed design/ during Construction/ construction	post Contractor	Design Consultant/ Contractor	TMEIA	Y	Y	Y	N/A
10.9	7.6	Streetscape elements (e.g. paving, signage, street furniture, lighting etc.) shall be sensitively designed in a manner that responds to the local context, and minimises potential negative landscape and visual impacts. Lighting units should be directional and minimize unnecessary light spill (OM3)	All areas/detailed design/ during Construction/ construction	post Contractor	Design Consultant/ Contractor	TMEIA	Y	Y	Y	N/A
10.9	7.6	Structure, ornamental tree / shrub / climber planting should be provided along roadside amenity strips, central dividers and newly formed slopes to enhance the townscape quality and further greenery enhancement (OM4)	All areas/detailed design/ during Construction/ construction	post Contractor	Design Consultant/ Contractor	TMEIA	Y	Y	Y	N/A
10.9	7.6	Aesthetically pleasing design (visually unobtrusive and non-reflective) as regard to the form, material and finishes shall be incorporated to all buildings, engineering structures and associated infrastructure facilities (OM5)	All areas/detailed design/ during Construction/ construction	post Contractor	Design Consultant/ Contractor	TMEIA	Y	Y	Y	N/A
10.9	7.6	Avoidance of excessive height and bulk of buildings and structures (OM6)	All areas/detailed design/ during Construction/ construction	post Contractor	Design Consultant/ Contractor	TMEIA	Y	Y	Y	✓
Waste										
EIA reference	EM&A Manual reference	Environmental Protection Measures	Location/ Timing	Implementation Agent	Relevant Standard or Requirement	Implementation Stages			Status	
						D	C	O		
12.6		The Contractor shall identify a coordinator for the management of waste.	Contract mobilisation	Contractor	TMEIA		Y		✓	
12.6		The Contractor shall prepare and implement a Waste Management Plan which specifies procedures such	Contract mobilisation	Contractor	TMEIA, Works Branch		Y		✓	

CONTRACT NO. HY/2013/12

**TUEN MUN – CHECK LAP KOK LINK – NORTHERN CONNECTION TOLL PLAZA AND ASSOCIATED WORKS
ENVIRONMENTAL MITIGATION AND ENHANCEMENT MEASURE IMPLEMENTATION SCHEDULE**

		as a ticketing system, to facilitate tracking of loads and to ensure that illegal disposal of wastes does not occur, and protocols for the maintenance of records of the quantities of wastes generated, recycled and disposed. A recording system for the amount of waste generated, recycled and disposed (locations) should be established.			Technical Circular No. 5/99 for the Trip-ticket System for Disposal of Construction and Demolition Material				
12.6		The Contractor shall apply for and obtain the appropriate licenses for the disposal of public fill, chemical waste and effluent discharges.	Contract mobilisation	Contractor	TMEIA, Land (Miscellaneous Provisions) Ordinance (Cap 28); Waste Disposal Ordinance (Cap 354); Dumping at Sea Ordinance (Cap 466); Water Pollution Control Ordinance.		Y		✓
12.6	8.1	Training shall be provided to workers about the concepts of site cleanliness and appropriate waste management procedures including waste reduction, reuse and recycling	Contract mobilisation	Contractor	TMEIA		Y		✓
12.6	8.1	The extent of cutting operation should be optimised where possible. Earth retaining structures and bored pile walls should be proposed to minimize the extent of cutting.	All areas / throughout construction period	Contractor	TMEIA		Y		✓

CONTRACT NO. HY/2013/12

**TUEN MUN – CHECK LAP KOK LINK – NORTHERN CONNECTION TOLL PLAZA AND ASSOCIATED WORKS
ENVIRONMENTAL MITIGATION AND ENHANCEMENT MEASURE IMPLEMENTATION SCHEDULE**

12.6	8.1	Inert C&D materials from the toll plaza cut slopes shall be reused for construction of the raised platform for the toll plaza where possible.	Toll Plaza / toll plaza construction period	Contractor	TMEIA		Y		✓
12.6	8.1	The site and surroundings shall be kept tidy and litter free.	All areas / throughout construction period	Contractor	TMEIA		Y		✓
12.6	8.1	No waste shall be burnt on site.	All areas / throughout construction period	Contractor	TMEIA		Y		✓
12.6	8.1	The Contractor shall be prohibited from disposing of C&D materials at any sensitive locations. The Contractor should propose the final disposal sites in the EMP and WMP for approval before implementation.	All areas / throughout construction period	Contractor	TMEIA		Y		✓
12.6	8.1	Stockpiled material shall be covered by tarpaulin and /or watered as appropriate to prevent windblown dust/ surface run off.	All areas / throughout construction period	Contractor	TMEIA		Y		◇
12.6	8.1	Excavated material in trucks shall be covered by tarpaulins to reduce the potential for spillage and dust generation.	All areas / throughout construction period	Contractor	TMEIA		Y		✓
12.6	8.1	Wheel washing facilities shall be used by all trucks leaving the site to prevent transfer of mud onto public roads.	All areas / throughout construction period	Contractor	TMEIA		Y		✓
12.6	8.1	Standard formwork or pre-fabrication should be used as far as practicable so as to minimise the C&D materials arising. The use of more durable formwork/ plastic facing for construction works should be considered. The use of wooden hoardings should be avoided and metal hoarding should be used to facilitate recycling. Purchasing of construction materials should avoid over-ordering and wastage.	All areas / throughout construction period	Contractor	TMEIA		Y		✓
12.6	8.1	The Contractor should recycle as many C&D materials (this is a waste section) as possible on-site. The public fill and C&D waste should be segregated and stored in separate containers or skips to facilitate the reuse or recycling of materials and proper	All areas / throughout construction period	Contractor	TMEIA		Y		✓

CONTRACT NO. HY/2013/12

**TUEN MUN – CHECK LAP KOK LINK – NORTHERN CONNECTION TOLL PLAZA AND ASSOCIATED WORKS
ENVIRONMENTAL MITIGATION AND ENHANCEMENT MEASURE IMPLEMENTATION SCHEDULE**

		disposal. Where practicable, the concrete and masonry should be crushed and used as fill materials. Steel reinforcement bar should be collected for use by scrap steel mills. Different areas of the sites should be considered for segregation and storage activities.							
12.6	8.1	All falsework will be steel instead of wood.	All areas / throughout construction period	Contractor	TMEIA		Y		◇
12.6	8.1	Chemical waste producers should register with the EPD. Chemical waste should be handled in accordance with the Code of Practice on the Packaging, Handling and Storage of Chemical Wastes as follows: <ul style="list-style-type: none"> • suitable for the substance to be held, resistant to corrosion, maintained in good conditions and securely closed; • Having a capacity of <450L unless the specifications have been approved by the EPD; and • Displaying a label in English and Chinese according to the instructions prescribed in Schedule 2 of the Regulations. • Clearly labelled and used solely for the storage of chemical wastes; • Enclosed with at least 3 sides; • Impermeable floor and bund with capacity to accommodate 110% of the volume of the largest container or 20% by volume of the chemical waste stored in the area, whichever is greatest; • Adequate ventilation; • Sufficiently covered to prevent rainfall entering (water collected within the bund must be tested and disposed of as chemical waste, if necessary); and • Incompatible materials are adequately separated. 	All areas / throughout construction period	Contractor	TMEIA		Y		✓
12.6	8.1	Waste oils, chemicals or solvents shall not be	All areas / throughout	Contractor	TMEIA		Y		✓

CONTRACT NO. HY/2013/12

**TUEN MUN – CHECK LAP KOK LINK – NORTHERN CONNECTION TOLL PLAZA AND ASSOCIATED WORKS
ENVIRONMENTAL MITIGATION AND ENHANCEMENT MEASURE IMPLEMENTATION SCHEDULE**

		disposed of to drain,	construction period						
12.6	8.1	Adequate numbers of portable toilets should be provided for on-site workers. Portable toilets should be maintained in reasonable states, which will not deter the workers from utilising them.	All areas / throughout construction period	Contractor	TMEIA		Y		✓
12.6	8.1	Night soil should be regularly collected by licensed collectors.	All areas / throughout construction period	Contractor	TMEIA		Y		✓
12.6	8.1	General refuse arising on-site should be stored in enclosed bins or compaction units separately from C&D and chemical wastes. Sufficient dustbins shall be provided for storage of waste as required under the Public Cleansing and Prevention of Nuisances By-laws. In addition, general refuse shall be cleared daily and shall be disposed of to the nearest licensed landfill or refuse transfer station. Burning of refuse on construction sites is prohibited.	All areas / throughout construction period	Contractor	TMEIA		Y		✓
12.6	8.1	All waste containers shall be in a secure area on hardstanding;	All areas / throughout construction period	Contractor	TMEIA		Y		✓
12.6	8.1	Training shall be provided to workers about the concepts of site cleanliness and appropriate waste management procedure, including waste reduction, reuse and recycling.	All areas / throughout construction period	Contractor	TMEIA		Y		✓
12.6	8.1	Office wastes can be reduced by recycling of paper if such volume is sufficiently large to warrant collection. Participation in a local collection scheme by the Contractor should be advocated. Waste separation facilities for paper, aluminum cans, plastic bottles, etc should be provided on-site.	Site Offices/ throughout construction period	Contractor	TMEIA		Y		✓
12.6	Section 8	EM&A of waste handling, storage, transportation, disposal procedures and documentation through the site audit programme shall be undertaken.	All areas / throughout construction period	Contractor	EM&A Manual		Y		✓
Water Quality									
EIA reference	EM&A Manual reference	Environmental Protection Measures	Location/ Timing	Implementation Agent	Relevant Standard or Requirement	Implementation Stages			Status
						D	C	O	

CONTRACT NO. HY/2013/12

**TUEN MUN – CHECK LAP KOK LINK – NORTHERN CONNECTION TOLL PLAZA AND ASSOCIATED WORKS
ENVIRONMENTAL MITIGATION AND ENHANCEMENT MEASURE IMPLEMENTATION SCHEDULE**

Land Works									
6.10	-	Wastewater from temporary site facilities should be controlled to prevent direct discharge to surface or marine waters.	All areas/ throughout construction period	Contractor	TM-EIAO		Y		◇
6.10	-	Sewage effluent and discharges from onsite kitchen facilities shall be directed to Government sewer in accordance with the Requirements of the WPCO or collected for disposal offsite. The use of soakaways shall be avoided.	All areas/ throughout construction period	Contractor	TM-EIAO		Y		✓
6.10	-	Storm drainage shall be directed to storm drains via adequately designed sand/silt removal facilities such as sand traps, silt traps and sediment basins. Channels, earth bunds or sand bag barriers should be provided on site to properly direct stormwater to such silt removal facilities. Catchpits and perimeter channels should be constructed in advance of site formation works and earthworks.	All areas/ throughout construction period	Contractor	TM-EIAO		Y		✓
6.10	-	Silt removal facilities, channels and manholes shall be maintained and any deposited silt and grit shall be removed regularly, including specifically at the onset of and after each rainstorm.	All areas/ throughout construction period	Contractor	TM-EIAO		Y		✓
6.10	-	Temporary access roads should be surfaced with crushed stone or gravel.	All areas/ throughout construction period	Contractor	TM-EIAO		Y		◇
6.10	-	Rainwater pumped out from trenches or foundation excavations should be discharged into storm drains via silt removal facilities.	All areas/ throughout construction period	Contractor	TM-EIAO		Y		◇
6.10	-	Measures should be taken to prevent the washout of construction materials, soil, silt or debris into any drainage system.	All areas/ throughout construction period	Contractor	TM-EIAO		Y		✓
6.10	-	Open stockpiles of construction materials (e.g. aggregates and sand) on site should be covered with tarpaulin or similar fabric during rainstorms.	All areas/ throughout construction period	Contractor	TM-EIAO		Y		◇
6.10	5.8	Manholes (including any newly constructed ones) should always be adequately covered and temporarily sealed so as to prevent silt, construction	All areas/ throughout construction period	Contractor	TM-EIAO		Y		◇

CONTRACT NO. HY/2013/12

**TUEN MUN – CHECK LAP KOK LINK – NORTHERN CONNECTION TOLL PLAZA AND ASSOCIATED WORKS
ENVIRONMENTAL MITIGATION AND ENHANCEMENT MEASURE IMPLEMENTATION SCHEDULE**

		materials or debris from getting into the drainage system, and to prevent storm run-off from getting into foul sewers.							
6.10	-	Discharges of surface run-off into foul sewers must always be prevented in order not to unduly overload the foul sewerage system.	All areas/ throughout construction period	Contractor	TM-EIAO		Y		✓
6.10	-	All vehicles and plant should be cleaned before they leave the construction site to ensure that no earth, mud or debris is deposited by them on roads. A wheel washing bay should be provided at every site exit.	All areas/ throughout construction period	Contractor	TM-EIAO		Y		✓
6.10	-	Section of construction road between the wheel washing bay and the public road should be surfaced with crushed stone or coarse gravel.	All areas/ throughout construction period	Contractor	TM-EIAO		Y		✓
6.10	-	Wastewater generated from concreting, plastering, internal decoration, cleaning work and other similar activities, shall be screened to remove large objects.	All areas/ throughout construction period	Contractor	TM-EIAO		Y		✓
6.10	-	Vehicle and plant servicing areas, vehicle wash bays and lubrication facilities shall be located under roofed areas. The drainage in these covered areas shall be connected to foul sewers via a petrol interceptor in accordance with the requirements of the WPCO or collected for off site disposal.	All areas/ throughout construction period	Contractor	TM-EIAO		Y		✓
6.10	-	The Contractor shall prepare an oil / chemical cleanup plan and ensure that leakages or spillages are contained and cleaned up immediately.	All areas/ throughout construction period	Contractor	TM-EIAO		Y		✓
6.10	-	Waste oil should be collected and stored for recycling or disposal, in accordance with the Waste Disposal Ordinance.	All areas/ throughout construction period	Contractor	TM-EIAO Waste Disposal Ordinance		Y		✓
6.10	-	All fuel tanks and chemical storage areas should be provided with locks and be sited on sealed areas. The storage areas should be surrounded by bunds with a capacity equal to 110% of the storage capacity of the largest tank.	All areas/ throughout construction period	Contractor	TM-EIAO		Y		◇

CONTRACT NO. HY/2013/12
TUEN MUN – CHECK LAP KOK LINK – NORTHERN CONNECTION TOLL PLAZA AND ASSOCIATED WORKS
ENVIRONMENTAL MITIGATION AND ENHANCEMENT MEASURE IMPLEMENTATION SCHEDULE

6.10	Section 5	All construction works shall be subject to routine audit to ensure implementation of all EIA recommendations and good working practice.	All areas/ throughout construction period	Contractor	EM&A Manual		Y		✓
------	-----------	-----------------------------------------------------------------------------------------------------------------------------------------	-------------------------------------------	------------	-------------	--	---	--	---

Remarks:

- ✓ Compliance of Mitigation Measures
- <> Compliance of Mitigation Measures but need improvement.
- × Non-compliance of Mitigation Measures
- ▲ Non-compliance of Mitigation Measures but rectified by Contractor
- △ Deficiency of Mitigation Measures but rectified by Contractor
- N/A Not Applicable in Reporting Period
- # Amended against condition 3.13 of EP-354/2009/C

Legend: D=Design, C=Construction, O=Operation

Note: Funding Agent for all mitigation measures will be the Highways Department of the Hong Kong SAR Government