



AUES JOB No.: TCS00715/14

**TUEN MUN - CHEK LAP KOK LINK
CONTRACT NO. HY/2013/12 –
NORTHERN CONNECTION TOLL PLAZA AND
ASSOCIATED WORKS**

**52ND MONTHLY ENVIRONMENTAL MONITORING AND
AUDIT (EM&A) REPORT – FEBRUARY 2019**

PREPARED FOR
CRBC AND KADEN JOINT VENTURE

Date	Reference No.	Prepared By	Certified By
14 March 2019	TCS00715/14/600/R0523v2	 Ben Tam (Environmental Consultant)	 T.W. Tam (Environmental Team Leader)

RAMBOLL

Ref.: HYDZHMBEEM00_0_7266L.19

14 March 2019

By Fax (2218 7299) and By Post

AECOM
Engineer's Representative's Office
No. 8 Mong Fat Street, Tuen Mun, New Territories, Hong Kong

Attention: Mr. Roger Man

Dear Mr. Man,

**Re: Agreement No. CE 48/2011 (EP)
Environmental Project Office for the
HZMB Hong Kong Link Road, HZMB Hong Kong Boundary Crossing Facilities,
and Tuen Mun-Chek Lap Kok Link – Investigation**

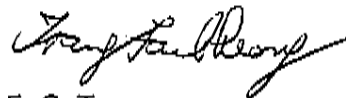
**Contract No. HY/2013/12
TM-CLKL – Northern Connection Toll Plaza and Associated Works
52nd Monthly EM&A Report for February 2019**

Reference is made to the ET's submission of monthly EM&A report (Feb. 2019) (ET's ref.: "TCS00715/14/300/L0524" dated 14 March 2019) certified by the ET Leader and provided to us via e-mail on 14 March 2019.

Please be informed that we have no adverse comments on the captioned submission. We write to verify the captioned submission in accordance with Condition 4.4 of EP-354/2009/D.

Thank you for your attention. Please do not hesitate to contact the undersigned or the ENPO Leader Mr. Y. H. Hui should you have any queries.

Yours sincerely,



F. C. Tsang
Independent Environmental Checker
Tuen Mun – Chek Lap Kok Link

c.c.	HyD	Mr. Patrick Ng	(By Fax: 3188 6614)
	HyD	Mr. Tony Pang	(By Fax: 3188 6614)
	AECOM	Mr. Conrad Ng	(By Fax: 3922 9797)
	AUES	Mr. T. W. Tam	(By Fax: 2959 6079)
	CRBC-Kaden JV	Mr. John Wong	(By Fax: 2253 8399)

Internal: DY, YH, DF, HW, ENPO Site

Q:\Projects\HYDZHMBEEM00\02_Proj_Mgt\02_Corr\2019\HYDZHMBEEM00_0_7266L.19.docx

EXECUTIVE SUMMARY

ES01 This is the 52nd Monthly EM&A Report presenting the monitoring results and inspection findings for the period from **1 to 28 February 2019** (hereinafter ‘the Reporting Period’).

SUMMARY OF EM&A ACTIVITIES FOR THE REPORTING PERIOD

ES02 The EM&A activities conducted in the Reporting Period are summary in below:-

- 24-hours TSP of Air Quality Monitoring – **45 events**
- 1-hour TSP of Air Quality Monitoring – **135 events**
- Cultural Heritage Inspection – **4 events**
- Landfill Gas Monitoring – **21 days**
- Landscape & Visual Monitoring – **4 events**
- Environmental Site Inspection – **4 events**

BREACH OF ACTION AND LIMIT (A/L) LEVELS

ES03 In the Reporting Period, 1 Action Level exceedance of 24-hour TSP was recorded at ASR1 on 16 February 2019 according to the measurement results by the ET of Contract HY/2012/08. Investigation reports (IRs) for the exceedances were prepared by the ET and endorsed by IEC and the IRs revealed that the exceedances were not contract related. The endorsed investigation reports are included in this monthly EM&A Report. The summary of breach of air quality performance is shown below.

Environmental Aspect	Monitoring Parameters	Action Level	Limit Level	Event & Action		
				NOE Issued	Investigation	Corrective Actions
Air Quality	1-hour TSP	0	0	0	0	NA
	24-hour TSP	1	0	1	1	NA

ES04 In the Reporting Period, no noise complaint was received by RE, the Contractor, ENPO or HyD. No Action Level exceedances were therefore triggered and no NOE or the associated corrective actions were required.

ES05 Landfill gas monitoring was conducted at the Lung Mun Road works area in this reporting month by the Safety Officer. The monitoring results shown no exceedances were triggered. Moreover part of landfill gas monitoring zone at TD1 was handover to the Contract No. HY/2017/10 since 7 May 2018.

ES06 Site inspection for landscape and visual was conducted on weekly basis by the Landscape Architect to ensure the compliance with the intended aims of the mitigation measures. Most of the landscape works such as planting was not yet commenced.

SITE INSPECTION

ES07 In the Reporting Period, joint site inspection by the RE, ET and the Contractor was carried out on **8th, 12th, 19th and 26th February 2019** and the IEC has attended the joint site inspection on **26th February 2019**. No non-compliance was recorded during the site inspection but **5** observations and **1** reminder were recorded.

ES08 Inspection for Pitcher Plants of ecology and grave of culture heritage were also carried out during the weekly site inspection. It was observed that the transplanted pitcher plants were properly protected. Establishment period for the pitcher plants was completed at the end of September 2016 and the final pitcher plants report was submitted to AFCD on early December 2016. Since then only the integrity of the protection fence was checked to fulfil the EIA requirement.

ENVIRONMENTAL COMPLAINT

ES09 In the Reporting Period, no environmental complaint was received.

ES10 The statistical summary of environmental complaints is summarized in the following table.

Reporting Period	Environmental Complaint Statistics	
	Frequency	Cumulative
Since the Contract commencement	10	10
February 2019	0	10

NOTIFICATION OF SUMMONS AND SUCCESSFUL PROSECUTIONS

ES11 No environmental summons or successful prosecutions were recorded in the Reporting Period.

REPORTING CHANGE

ES12 No reporting changes were made in the Reporting Period.

FUTURE KEY ISSUES

ES13 During dry season, air quality mitigation measures such as watering of site area for at least 12 times per day and covering of exposed slopes should be fully implemented to reduce construction dust impact as recommended in the EMIS.

ES14 Moreover, muddy water or other water pollutants from site surface runoff into the public areas will be key environment issue. Special attention should be paid on the water quality mitigation measures to prevent surface runoff flow to public area.

ES15 It was reminded that good housekeeping practice should be maintained. Mosquito control measures should be properly implemented to prevent mosquito breeding on site especially after rain.

TABLE OF CONTENTS

1	INTRODUCTION	1
1.1	CONTRACT BACKGROUND	1
1.2	REPORT STRUCTURE	1
2	CONTRACT ORGANIZATION AND CONSTRUCTION PROGRESS AND ENVIRONMENTAL SUBMISSIONS	2
2.1	CONTRACT ORGANIZATION	2
2.2	CONSTRUCTION PROGRESS	2
2.3	SUMMARY OF ENVIRONMENTAL SUBMISSIONS	2
3	SUMMARY OF IMPACT MONITORING REQUIREMENTS UNDER THE CONTRACT	3
3.1	GENERAL	3
3.2	AIR QUALITY MONITORING	3
3.3	MONITORING LOCATION	3
3.4	MONITORING FREQUENCY	3
3.5	MONITORING EQUIPMENT	4
3.6	DERIVATION OF ACTION/LIMIT (A/L) LEVELS	5
3.7	OTHER ENVIRONMENTAL ASPECTS	5
3.8	MONITORING SCHEDULE	6
4	AIR QUALITY MONITORING	7
4.1	GENERAL	7
4.2	AIR QUALITY MONITORING RESULTS IN REPORTING PERIOD	7
4.3	ACTION AND LIMIT (A/L) LEVELS EXCEEDANCE	7
4.4	AIR QUALITY EXCEEDANCE INVESTIGATION	7
5	ECOLOGY MONITORING	8
5.1	GENERAL	8
5.2	PITCHER PLANTS INSPECTION	8
6	CULTURAL HERITAGE	9
6.1	GENERAL	9
6.2	GRAVE INSPECTION	9
7	LANDSCAPE AND VISUAL	10
7.1	GENERAL	10
7.2	LANDSCAPE AND VISUAL INSPECTION	10
8	LANDFILL GAS HAZARD MONITORING	11
8.1	GENERAL	11
8.2	LANDFILL GAS MONITORING RESULT	12
9	WASTE MANAGEMENT	13
9.1	GENERAL WASTE MANAGEMENT	13
9.2	RECORDS OF WASTE QUANTITIES	13
10	INSPECTION AND AUDIT	14
10.1	SITE INSPECTION	14
11	ENVIRONMENTAL COMPLAINT AND NON-COMPLIANCE	16
11.1	ENVIRONMENTAL COMPLAINT, SUMMONS AND PROSECUTION	16
12	IMPLEMENTATION STATUS OF MITIGATION MEASURES	17
12.1	GENERAL REQUIREMENTS	17
12.2	TENTATIVE CONSTRUCTION ACTIVITIES IN THE COMING MONTH	17
12.3	KEY ENVIRONMENTAL ISSUES FOR THE COMING MONTH	18
13	CONCLUSIONS AND RECOMMENDATIONS	19
13.1	CONCLUSIONS	19
13.2	RECOMMENDATIONS	19

LIST OF TABLES

TABLE 2-1	STATUS OF ENVIRONMENTAL LICENSES AND PERMITS OF THE CONTRACT
TABLE 3-1	AIR QUALITY MONITORING STATIONS UNDER THE CONTRACT
TABLE 3-2	ENHANCED TSP MONITORING PLAN – CONSTRUCTION PHASE
TABLE 3-3	ACTION AND LIMIT LEVELS FOR IMPACT AIR QUALITY MONITORING
TABLE 4-1	SUMMARY OF AIR QUALITY MONITORING EXCEEDANCE
TABLE 8-1	LANDFILL GAS MONITORING ZONE
TABLE 8-2	SUMMARY OF LANDFILL GAS MEASUREMENT RESULTS
TABLE 9-1	SUMMARY OF QUANTITIES OF INERT C&D MATERIALS
TABLE 9-2	SUMMARY OF QUANTITIES OF C&D WASTES
TABLE 10-1	SITE OBSERVATIONS FOR THE CONTRACT
TABLE 10-2	OUTSTANDING ITEMS IN SITE INSPECTION OF PREVIOUS REPORTING PERIOD
TABLE 11-1	STATISTICAL SUMMARY OF ENVIRONMENTAL EXCEEDANCE
TABLE 11-2	STATISTICAL SUMMARY OF ENVIRONMENTAL COMPLAINTS
TABLE 11-3	STATISTICAL SUMMARY OF ENVIRONMENTAL SUMMONS
TABLE 11-4	STATISTICAL SUMMARY OF ENVIRONMENTAL PROSECUTION
TABLE 12-1	ENVIRONMENTAL MITIGATION MEASURES

LIST OF APPENDICES

APPENDIX A	PROJECT LAYOUT PLAN
APPENDIX B	LAYOUT PLAN OF THE CONTRACT
APPENDIX C	ORGANIZATION OF THE CONTRACT
APPENDIX D	THREE MONTHS ROLLING PROGRAMME
APPENDIX E	MONITORING LOCATIONS FOR THE CONTRACT
APPENDIX F	EVENT AND ACTION PLAN
APPENDIX G	MONITORING SCHEDULE
APPENDIX H	CALIBRATION CERTIFICATES OF MONITORING EQUIPMENT
APPENDIX I	LANDFILL GAS MONITORING RESULTS AND GRAPHICAL PLOTS
APPENDIX J	INVESTIGATION REPORT FOR EXCEEDANCE
APPENDIX K	CHECKLIST FOR LANDSCAPE AND VISUAL MONITORING
APPENDIX L	MONTHLY SUMMARY WASTE FLOW TABLE
APPENDIX M	ENVIRONMENTAL MITIGATION AND ENHANCEMENT MEASURES IMPLEMENTATION SCHEDULE (EMIS)
APPENDIX N	CUMULATIVE STATISTICS ON EXCEEDANCE AND COMPLAINT
APPENDIX O	INVESTIGATION REPORT FOR THE COMPLAINT
APPENDIX P	INSPECTION CHECKLIST FOR VULNERABLE TO CONTAMINATED WATER DISCHARGE

1 INTRODUCTION

1.1 CONTRACT BACKGROUND

1.1.1 CRBC-Kaden Joint Venture (hereafter “CRBC-Kaden JV”) is commissioned by the Highways Department (HyD) as the Main Contractor of the Contract No. HY/2013/12 – Northern Connection Toll Plaza and Tunnel Section ((hereafter “the Contract”) and this Contract is part of the Tuen Mun – Chek Lap Kok Link (TM-CLK Link Project). TM-CLK Link Project is a Designated Project under Environmental Permit number EP-354/2009/D issued on 13 March 2015. The layout Plan of the Project and the Contract are showed in [Appendix A](#) and [B](#) respectively.

1.1.2 The construction works of the Contract mainly include:-

- a. construction of an approximately 5.4 hectares toll plaza and an associated footbridge;
- b. construction of associated carriageways including approximately 0.74 kilometre land viaducts, and an approximately 230 metres vehicular underpass to connect the toll plaza and the roundabout at Lung Mun Road/Lung Fu Road;
- c. site formation for the construction of the toll plaza, including associated slope works and natural terrain hazard mitigation measures;
- d. modification and realignment of the existing Lung Mun Road and Lung Fu Road; and
- e. associated waterworks, drainage, sewerage and landscaping works, etc..

1.1.3 This is 52nd monthly EM&A report presenting the monitoring results and inspection findings for period from **1 to 28 February 2019**.

1.2 REPORT STRUCTURE

1.2.1 The Monthly Environmental Monitoring and Audit (EM&A) Report is structured into the following sections:-

Section 1 Introduction

Section 2 Contract Organization and Construction Progress and Environmental Submissions

Section 3 Summary of Impact Monitoring Requirements under the Contract

Section 4 Air Quality Monitoring

Section 5 Ecology Monitoring

Section 6 Cultural Heritage

Section 7 Landscape and Visual

Section 8 Landfill gas hazard Monitoring

Section 9 Waste Management

Section 10 Inspections and Audit

Section 11 Environmental Complaints and Non-Compliance

Section 12 Implementation Status of Mitigation Measures

Section 13 Conclusions and Recommendations

2 CONTRACT ORGANIZATION AND CONSTRUCTION PROGRESS AND ENVIRONMENTAL SUBMISSIONS

2.1 CONTRACT ORGANIZATION

2.1.1 The Contract organization and contact details of key personnel are shown in [Appendix C](#).

2.2 CONSTRUCTION PROGRESS

2.2.1 In the Reporting Period, the major construction activity conducted under the Contract is summarized in below. The three-months rolling programme of the Contract is enclosed in [Appendix D](#).

- Instrumentation and Monitoring;
- Surface Drainage on Slope C, D & E and Portion H;
- Retaining Structure TP_G at Portion H;
- E & M Works at Retaining Wall B;
- Laying Water Main at Portion G;
- Construction of Manhole and Sewer Culvert at Portion G and H;
- Road and Drainage Works at LMR Central Median;
- Road pavement works at +19mPD platform, Lung Mun Road;
- Installation of Sign Gantries.

2.3 SUMMARY OF ENVIRONMENTAL SUBMISSIONS

2.3.1 The environmental submissions under the EP requirement had been submitted to the EPD and they are listed in below:

- Monitoring Plan on Construction Dust (submission refer to Contract HY/2012/08)
- Landscape and Visual Plan (not yet endorsed by EPD)
- Waste Management Plan (endorsed by EPD on 16 March 2015)
- Baseline Monitoring Report (not yet endorsed by EPD)

2.3.2 Summary of environmental permits, licenses and notifications for the Contract is presented in [Table 2-1](#).

Table 2-1 Status of Environmental Licenses and Permits of the Contract

No.	Type of Permit/ License	Reference/ License No.	Date of Issue	Date of Expiry
1	Air pollution Control (Construction Dust) Regulation	377719	06-08-2014	N/A
2	Chemical Waste Producer Registration - Waste Producers Number	5117422C389301	03-09-2014	N/A
3	Water Pollution Control Ordinance -Variation of Effluent Discharge License	WT00023973-2016	25-10-2017	30-09-2019
4	Waste Disposal Regulation - Billing Account for Disposal of Construction Waste	7020460	01-08-2014	N/A
5	Extended CNP for Multiple Task	GW-RW0480-18	25-11-2018	24-05-2019
6	Extended CNP for Tunnel Works	GW-RW0478-18	23-11-2018	22-05-2019
7	Extended CNP for Portion H	GW-RW0479-18	18-11-2018	17-05-2019
8	Extended CNP for Lung Mun Road	GW-RW0530-18	25-12-2018	02-03-2019
9	Extended CNP for Lung Fu Road	GW-RW0531-18	27-12-2018	02-03-2019

3 SUMMARY OF IMPACT MONITORING REQUIREMENTS UNDER THE CONTRACT

3.1 GENERAL

3.1.1 The major construction activities under the Contract are land-based and no marine work will be involved. In accordance with the Project EM&A Manual requirements, the environmental aspects under the Contract shall be included air quality, ecological, cultural heritage, landscape and visual, landfill gas and site inspection during construction period. In addition, audit of the contractor's implementation of the construction noise and land-based water quality pollution control measures are also required for the Contract.

3.1.2 A summary of construction phase EM&A requirements are presented in the sub-sections below.

3.2 AIR QUALITY MONITORING

3.2.1 The construction phase air quality monitoring shall cover the following parameters:

- 1-hour TSP; and
- 24-hour TSP

3.3 MONITORING LOCATION

3.3.1 The air quality monitoring stations for impact monitoring are listed in [Table 3-1](#) and illustrated in [Appendix E](#).

Table 3-1 Air Quality Monitoring Stations under the Contract

ID	Location	Air monitoring station Description
ASR1	Tuen Mun Fireboat Station	EM&A Manual
ASR5	Pillar Point Fire Station	EM&A Manual
AQMS1	Previous River Trade Golf	Enhanced TSP Level under EP condition 2.4
ASR6	Butterfly Beach Laundry	Enhanced TSP Level under EP condition 2.4
ASR10	Butterfly Beach Park	Enhanced TSP Level under EP condition 2.4

3.4 MONITORING FREQUENCY

3.4.1 As per Condition 2.4 of the EP of TM-CLKL, an enhanced monitoring plan on TSP level at Tuen Mun ("the Enhanced TSP Monitoring Plan") is required to be submitted to the DEP for approval at least 1 month before the commencement of construction of the Project. Details of the Enhanced TSP Monitoring Plan under Contract No. HY/2012/08 could be found from the project website. The air quality monitoring work under this Contract will follow the monitoring requirement of enhanced TSP monitoring under the project.

3.4.2 The air quality monitoring requirements for the Contract is summarized in [Table 3-2](#).

Table 3-2 Enhanced TSP Monitoring Plan – Construction Phase

Condition	Monitoring Parameter	Monitoring Location	Frequency	Monitoring Requirement
General	1-hour TSP	ASR1, ASR5, AQMS1, ASR6, ASR10	3 times per day every six days	Throughout the Northern Connection, toll plaza and tunnel buildings construction works
	24-hour TSP	ASR1, ASR5, AQMS1, ASR6, ASR10	Daily every six days	
Special	1-hour TSP	ASR1, ASR5, AQMS1, ASR6, ASR10	3 times per day every three days	<u>Northern Connection</u> During excavation works for launching shaft, excavation work for Cut and Cover Tunnel and Cut and Cover Tunnel Construction <u>Toll Plaza</u>
	24-hour TSP	ASR1, ASR5, AQMS1, ASR6, ASR10	Daily every three days	

Condition	Monitoring Parameter	Monitoring Location	Frequency	Monitoring Requirement
				During excavation, slope works, construction of road and superstructures and wind erosion from open sites and stockpiling areas <u>Tunnel Buildings</u> During excavation, foundation works, construction of superstructures and wind erosion from open sites and stockpiling areas

3.5 MONITORING EQUIPMENT

- 3.5.1 The 24-hour and 1-hour TSP levels shall be measured by following the standard high volume sampling method as set out in the *Title 40 of the Code of Federal Regulations, Chapter 1 (Part 50), Appendix B*.
- 3.5.2 A high volume sampler in compliance with the following specifications shall be used for carrying out the 1-hr and 24-hr TSP monitoring:
- (i) 0.6-1.7 m³/min (20-60 SCFM) adjustable flow range;
 - (ii) equipped with a timing/control device with +/- 5 minutes accuracy for 24 hours operation;
 - (iii) installed with elapsed-time meter with +/- 2 minutes accuracy for 24 hours operation;
 - (iv) capable of providing a minimum exposed area of 406 cm² (63 in²);
 - (v) flow control accuracy: +/- 2.5% deviation over 24-hr sampling period;
 - (vi) equipped with a shelter to protect the filter and sampler;
 - (vii) incorporated with an electronic mass flow rate controller or other equivalent devices;
 - (viii) equipped with a flow recorder for continuous monitoring;
 - (ix) provided with a peaked roof inlet;
 - (x) equipped with a manometer;
 - (xi) able to hold and seal the filter paper to the sampler housing in a horizontal position;
 - (xii) easy to change the filter; and
 - (xiii) capable of operating continuously for 24-hr period.
- 3.5.3 Calibration of dust monitoring equipment shall be conducted by the ET upon installation and in bi-monthly intervals during construction phase. The transfer standard shall be traceable to the internationally recognized primary standard and be calibrated annually. The calibration data shall be properly documented for future reference by concerned parties, such as the IEC. All the data shall be converted into standard temperature and pressure condition.
- 3.5.4 The filter paper of 1-hour and 24-hour TSP measurement shall be determined by HOKLAS accredited laboratory.
- 3.5.5 If the ET Leader proposes to use a direct reading dust meter to measure 1-hr TSP levels on an ad hoc basis, he shall submit sufficient information to the IEC to prove that the instrument is capable of achieving a comparable result as that the High Volume Sampler (HVS) and may be used for the 1-hr sampling. The instrument should also be calibrated regularly and the 1-hr sampling shall be checked periodically by the HVS to check the validity and accuracy of the results measured by the direct reading method.
- 3.5.6 According to the Project EM&A Manual, wind data monitoring equipment shall also be provided and set up for logging wind speed and wind direction near the dust monitoring locations. The equipment installation location shall be proposed by the ET Leader and

agreed with the IEC. For installation and operation of wind data monitoring equipment, the following points shall be observed:

- (i) the wind sensors should be installed on masts at an elevated level 10 m above ground so that they are clear of obstructions or turbulence caused by the buildings;
- (ii) the wind data should be captured by a data logger to be down-loaded for processing at least once a month;
- (iii) the wind data monitoring equipment should be re-calibrated at least once every six months; and
- (iv) wind direction should be divided into 16 sectors of 22.5 degrees each.

3.6 DERIVATION OF ACTION/LIMIT (A/L) LEVELS

3.6.1 The baseline monitoring results formed the basis for determining the air quality criteria for the impact monitoring. The ET shall compare the impact monitoring results with air quality criteria set up for 24-hour TSP and 1-hour TSP. Based on results of the approved Baseline Monitoring Report of HyD Contract HY/2012/08, the Action and Limit Levels for impact dust monitoring are shown in [Table 3-3](#).

Table 3-3 Action and Limit Levels for Impact Air Quality Monitoring

Air Quality Monitoring Stations	24-hour TSP ($\mu\text{g}/\text{m}^3$)		1-hour TSP ($\mu\text{g}/\text{m}^3$)	
	Action Level	Limit Level	Action Level	Limit Level
ASR1	213	260	331	500
ASR5	238	260	340	500
AQMS1	213	260	335	500
ASR6	238	260	338	500
ASR10	214	260	337	500

3.6.2 Should non-compliance of the environmental quality criteria occurs, remedial actions will be triggered according to the Event and Action Plan which presented in [Appendix F](#).

3.7 OTHER ENVIRONMENTAL ASPECTS

Noise

3.7.1 The TM-CLKL EIA study stated that no existing noise sensitive receiver (NSR) was identified within the Study Area at Tuen Mun. Therefore, no noise monitoring is required for the construction phase of the Contract.

3.7.2 Regular site inspections and audits will be carried out during the construction phase in order to confirm the construction works under the Contract comply with the regulatory noise requirements.

Water Quality

3.7.3 No marine works will be undertaken under the Contract. Therefore, no water quality monitoring is required for the construction phase of the Contract.

Ecology

3.7.4 No marine works will be undertaken under the Contract and generated marine ecological impact, no dolphin monitoring is required for the construction phase of the Contract.

3.7.5 During construction phase, the ET will perform Pitcher Plants inspection at least once every week to report the growth condition (only undertaken at Establishment period) and protection measures.

Landscape and Visual

3.7.6 Measures to mitigate landscape and visual impact during construction should be checked and monitored by a Registered Landscape Architect to ensure compliance with the intended aims

of the mitigation measures in accordance with the EM&A Manual.

Cultural Heritage

- 3.7.7 Grave G1 as a heritage resource is situated near the proposed toll plaza in Tuen Mun. Site inspections should be undertaken at least once per week throughout the construction period to ensure compliance with the intended aims of recommended mitigation measures.

Landfill Gas

- 3.7.8 During EIA study, landfill gas hazards are likely to be generated from the Pillar Point Valley (PPV) Landfill. Landfill gas monitoring is recommended during construction of the Contract to ensure the works area is free of landfill gas before the worker entered the concerned area.

3.8 MONITORING SCHEDULE

- 3.8.1 The monitoring schedule for landscape & visual and landfill gas for the present and next reporting period are presented in [Appendix G](#).

4 AIR QUALITY MONITORING**4.1 GENERAL**

4.1.1 The air quality impact monitoring and enhanced Total Suspended Particulates (TSP) level monitoring at five proposed locations are currently carried out by the ET of Contract HY/2012/08. Sharing of impact air quality monitoring data between HY/2012/08 and HY/2013/12 is agreed by all relevant parties. The Contract is not required to conduct its own dust monitoring exercise until the Contract HY/2012/08 ends.

4.2 AIR QUALITY MONITORING RESULTS IN REPORTING PERIOD

4.2.1 In the Reporting Period, 1-hour and 24-hour TSP monitoring at the five proposed locations are continued to perform by the ET of Contract HY/2012/08. Therefore, no air quality monitoring was conducted by the ET of Contract HY/2013/12. Details information of air quality monitoring results could be referred to the Monthly EM&A Reports of the Contract HY /2012 /08 ([February 2019](#)).

4.3 ACTION AND LIMIT (A/L) LEVELS EXCEEDANCE

4.3.1 According to the air quality monitoring result provided by Contract HY/2012/08, 1 Action Level exceedance of 24-hour TSP was recorded at ASR1 on 16 February 2019. The summary of air quality exceedance in the Reporting Period is shown in [Table 4-1](#).

Table 4-1 Summary of Air Quality Monitoring Exceedance

Date of Exceedance	Monitoring Station	Air Quality Parameter	Result	Exceed
16 February 2019	ASR1	24Hr TSP	237 $\mu\text{g}/\text{m}^3$	Action Level

4.4 AIR QUALITY EXCEEDANCE INVESTIGATION

4.4.1 Investigation report (IR) for the exceedance in February 2019 prepared by the ET was endorsed by IEC and the IR revealed that the exceedance was not contract related. The completed investigation reports are included in [Appendix J](#).

5 ECOLOGY MONITORING

5.1 GENERAL

5.1.1 According to the EM&A Manual requirements, regularly inspection for Pitcher Plants shall be conducted at least once every week to report the protection measure of the Pitcher Plants during construction period.

5.1.2 A total of 181 pitcher plants were transplanted to final receptor site and the rest of the Pitcher Plant individuals (certified dead by the specialist) were not transplanted and were treated as general refuse. All the transplantation of pitcher plant from the nursery site to final receptor site was completed on 10th September 2015.

5.2 PITCHER PLANTS INSPECTION

5.2.1 Inspection for the mitigation measures implementation status of the Pitcher Plant at the final receptor area were performed on **8th, 12th, 19th and 26th February 2019** by the ET in the Reporting Period.

5.2.2 Establishment period for the pitcher plants was completed at the end of September 2016, the joint site completion of Establishment period visit with AFCD was undertaken on 23 September 2016 and the final pitcher plants report was submitted to AFCD on early December 2016. Therefore after 23 September 2016, only the integrity of the protection fence was checked to fulfil the EIA requirement. During each inspection, the protection mitigation measures were checking at the final receptor area to make sure no site activities was undertaken inside the protection zone. Besides, no construction activities were observed to be carried out at the surrounding of the final receptor area. The condition of chain link fence is good and no repair or maintenance is required.

5.2.3 No matters the completion of Establishment period, the Contractor should properly maintain the fencing along the receptor area to avoid disturbance to the pitcher plants under the EIA requirement.

6 CULTURAL HERITAGE

6.1 GENERAL

6.1.1 According to the EM&A Manual requirements, regular inspection for heritage resource, Grave G1, shall be audited by the ET at least once every week to ensure recommended mitigation measures implemented during construction period. The aim of the survey is to prevent any possible damage to the grave and to ensure the proposed mitigation measures are implemented. The broad scope of the audit will involve supervision of the following:

- Non-contact effects of the engineering works, such as vibration from pneumatic drills which could cause damage, such as foundation or wall cracks and loosening of tiles or fixtures; and
- Contact between the historic structures and equipment and materials associated with the engineering works.

6.1.2 Specifically, the monitoring programme will entail the following tasks:

- The extent of the agreed works areas should be regularly checked during the construction phase to ensure the buffer is being maintained; and
- Ensure no stockpiling or equipment storage is affecting the structure.

6.1.3 In the event of non-compliance the responsibilities of the relevant parties is detailed in the Event/ Action Plan in *Appendix F*.

6.2 GRAVE INSPECTION

6.2.1 In the Reporting Period, Grave G1 of inspection was undertaken on **8th, 12th, 19th and 26th February 2019**. During these inspections, buffer zone was maintained between the working area and the Grave. The nearby areas were clean, and no construction materials or mechanical equipment were stored within or close to the buffer zone.

6.2.2 Since construction works very close to buffer zone of the Grave G1, cultural heritage mitigation measures and protection measures as provided by the Contractor, therefore has fully implemented in accordance with EM&A Manual requirements.

7 LANDSCAPE AND VISUAL

7.1 GENERAL

7.1.1 According to EM&A Manual requirements, monitoring of Contractor's operations during construction period to report on Contractor's compliance should be carried out on weekly basis. Measure to mitigate landscape and visual impact during construction should be checked and monitored by a Registered Landscape Architect to ensure compliance with the intended aims of the mitigation measures. Moreover, the progress of the engineering works shall be regularly reviewed on site to identify the earliest practical opportunities for the landscape works to be undertaken.

7.2 LANDSCAPE AND VISUAL INSPECTION

7.2.1 In the Reporting Period, site inspection for landscape and visual mitigation measures was undertaken on **1st, 8th, 15th and 22nd February 2019** by the Registered Landscape Architect.

7.2.2 Most of the landscape works such as planting was not yet commenced, but some transplanting works was commenced on 22 May 2017. The detailed inspection checklists were provided in ***Appendix K***.

8 LANDFILL GAS HAZARD MONITORING

8.1 GENERAL

- 8.1.1 During EIA study, landfill gas hazards are likely to be generated from the Pillar Point Valley (PPV) Landfill. Hence, regular landfill gas monitoring is recommended during construction of the proposed toll plaza.
- 8.1.2 During construction, a Safety Officer should be appointed to carry out the monitoring works. The monitoring frequency and areas to be monitored should be set down prior to commencement of ground-works either by the Safety Officer or an approved and appropriated qualified person. The routine monitoring should be carried out in all excavations, manholes, chambers, relocation of monitoring wells and any other confined spaces that may have been created. All measurements in excavations should be made with the extended monitoring tube located not more than 10 mm from the exposed ground surface. Monitoring should be performed properly to make sure that the area is free of landfill gas before any man enters in the area.
- 8.1.3 For excavations deeper than 1m, measurements should be carried out:
- at the ground surface before excavation commences;
 - immediately before any worker enters the excavation;
 - at the beginning of each working day for the entire period the excavation remains open; and
 - periodically through the working day whilst workers are in the excavation.
- 8.1.4 For excavations between 300mm and 1m deep, measurements should be carried out:
- directly after the excavation has been completed; and
 - periodically whilst the excavation remains open
- 8.1.5 For excavations less than 300mm deep, monitoring may be omitted, at the discretion of the Safety Officer (SO) or other appropriately qualified person.
- 8.1.6 To ensure the accuracy of the monitoring data, zeroing of the gas analyser shall be undertaken at the start of each day's monitoring. As advised by the SO, the gas analyser would be optimally calibrated by the self-test function to provide the most accurate result. The gas analyser is calibrated and certified by a laboratory accredited under HOKLAS or any other international accreditation scheme at yearly basis.
- 8.1.7 The landfill consultation zone was divided into 6 monitoring zones. The landfill gas monitoring zones are summarized in [Table 8-1](#). Moreover part of landfill gas monitoring zone at TD1 was handover to the Contract No. HY/2017/10 since 7 May 2018. The layout plan for the monitoring zone is illustrated in [Appendix E](#).

Table 8-1 Landfill Gas Monitoring Zone

ID	Location	Excavation >300mm deep undertaken in this reporting period
TD1	TD1, Retaining Wall A, Grave G1 and Subway	No
RW-B	Retaining Wall B	No
RW-F	Retaining Wall F	No
S&U	Slope and Underpass	No
BW	Bridge Works (G2, H1)	No
LMR	Lung Mun Road	Yes

8.2 LANDFILL GAS MONITORING RESULT

8.2.1 In the Reporting Period, landfill gas monitoring was conducted at the zone Lung Mun Road which have excavation works was undertaking. A BIOGAS 5000 gas analyser was used for the landfill gas monitoring and the valid calibration certificate is presented in [Appendix H](#).

8.2.2 There were a total of **21** days monitoring were carried by the Safety Officer or an approved and qualified persons. The results of landfill gas measurement are summarized in [Table 8-2](#). Moreover, database of monitoring result and graphical plot are attached in [Appendix I](#).

Table 8-2 Summary of Landfill Gas Measurement Results

Landfill Gas Parameter	Action Level	Limit Level	Detectable at LMR	
			Min	Max
Methane	>10% LEL (>0.5% v/v)	>20% LEL (>1% v/v)	0.1%	0.1%
Oxygen	<19%	<18%	20.8%	21.0%
Carbon Dioxide	>0.5%	>1.5%	0.1%	0.2%

8.2.3 The measurement results shown that slightly methane concentration was detected and oxygen concentration measured was over 19.0 % and Carbon Dioxide was between 0.1% and 0.2 %. No exceedance was triggered and therefore no corrective action was required accordingly.

9 WASTE MANAGEMENT

9.1 GENERAL WASTE MANAGEMENT

9.1.1 Waste management was carried out by an on-site Environmental Officer or an Environmental Supervisor from time to time. The effective management of waste arising during the construction phase will be monitored through the site audit programme. The aims of the waste audit are:

- to ensure the waste arising from the works are handled, stored, collected, transferred and disposed of in an environmentally acceptable manner; and
- to encourage the reuse and recycling of material.

9.1.2 In addition to the site inspections, the ET shall review the documentation procedures prepared by the Waste Coordinator once a week to ensure proper records are being maintained and procedures undertaken in accordance with the Waste Management Plan.

9.2 RECORDS OF WASTE QUANTITIES

9.2.1 All types of waste arising from the construction work are classified into the following:

- Construction & Demolition (C&D) Material;
- Chemical Waste;
- General Refuse; and
- Excavated Soil.

9.2.2 The quantities of wastes generated under the Contract in this Reporting Period are summarized in [Tables 9-1](#) and [9-2](#) and the Monthly Summary Waste Flow Table is shown in [Appendix L](#). Whenever possible, materials were reused on-site as far as practicable.

Table 9-1 Summary of Quantities of Inert C&D Materials

Type of Waste	Quantity	Disposal Location
Reused in this Contract (Inert) ($\times 1000\text{m}^3$)	0.000	-
Reused in other Projects (Inert) ($\times 1000\text{m}^3$)	0.000	1. Lam Tei Quarry 2. Eco Park K.Wah Recycle Facilities 3. Lung Kwu Tan Tailor Recycled Aggregates 4. Liantang BCP Project 5. TM-CLKL Contract 2 - Northern Connection Sub-sea Tunnel Section Project
Disposal as Public Fill (Inert) ($\times 1000\text{m}^3$)	0.882	Tuen Mun Area 38

Table 9-2 Summary of Quantities of C&D Wastes

Type of Waste	Quantity	Disposal Location
Recycled Metal ($\times 1000\text{kg}$)	0	-
Recycled Paper / Cardboard Packaging ($\times 1000\text{kg}$)	0	-
Recycled Plastic ($\times 1000\text{kg}$)	0	-
Chemical Wastes ($\times 1000\text{kg}$)	0	-
General Refuses ($\times 1000\text{m}^3$)	0.067	WENT

10 INSPECTION AND AUDIT

10.1 SITE INSPECTION

10.1.1 According to the approved EM&A Manual, the environmental site inspection shall be formulated by ET Leader on weekly basis to confirm the environmental performance of the construction site.

Findings / Deficiencies During Reporting Period

10.1.2 In the Reporting Period, joint site inspections to evaluate site environmental performance were carried out by the RE, ET and the Contractor on **8th, 12th, 19th and 26th February 2019**. No non-compliance was noted but **5** observations and **1** reminder were recorded during site inspection. Moreover, ENPO/IEC has attended joint site inspection on **26th February 2019**.

10.1.3 The findings / deficiencies observed during the weekly site inspection in the Reporting Period are listed in [Table 10-1](#).

Table 10-1 Site Observations for the Contract

Date	Findings / Deficiencies	Follow-Up Status
8 February 2019	<ul style="list-style-type: none"> No construction activities was observed and no environmental issue was found during the site inspection. (Site close due to Chinese New Year) 	<ul style="list-style-type: none"> NA
12 February 2019	<ul style="list-style-type: none"> Drip tray should be provided for chemical storage on-site. (Underpass) 	<ul style="list-style-type: none"> Free standing chemical container without drip tray was removed..
19 February 2019	<ul style="list-style-type: none"> Engine cover of the plant was broken, engine cover should be fixed to reduce noise impact. (Underpass) 	<ul style="list-style-type: none"> Opened bag cement was removed.
	<ul style="list-style-type: none"> Drip tray should be provided for chemical storage on-site. (East Portion) 	<ul style="list-style-type: none"> Not required for reminder.
	<ul style="list-style-type: none"> Stagnant water cumulated inside the pit after rainstorm should be cleared to prevent mosquito breeding. (West Portion) 	<ul style="list-style-type: none"> Not required for reminder.
26 February 2019	<ul style="list-style-type: none"> Drip tray should be provided for chemical storage on-site. (Portion H) 	<ul style="list-style-type: none"> Chemical containers without drip tray had been removed.
	<ul style="list-style-type: none"> C&D waste cumulated on-site should be cleaned more frequency. (Portion H) 	<ul style="list-style-type: none"> C&D waste cumulated on-site was removed.

10.1.4 No outstanding deficiency remained to be rectified in previous Reporting Period which presented in [Table 10-2](#).

Table 10-2 Outstanding Items in Site Inspection of previous Reporting Period

Date	Findings / Deficiencies	Follow-Up Status
--	<ul style="list-style-type: none"> NA 	<ul style="list-style-type: none"> NA

10.1.5 Air quality mitigation measures such as watering of site area for at least 12 times per day and covering of exposed slopes should be implemented during the construction period to reduce construction dust impact as recommended in the EMIS.

- 10.1.6 Good site practice for daily housekeeping is reminded. In addition, clean-up of the waste skips and wastewater treatment system should be increased to ensure these facilities functional and effective.
- 10.1.7 In addition, muddy water or other water pollutants from site surface runoff shall not be discharged into public areas. Water quality mitigation measures to prevent surface runoff into the public areas should be paid on special attention.
- 10.1.8 Stagnant water should be removed as soon as possible after rain to prevent mosquito breeding on site.

Inspection Checklist for Vulnerable to Contaminated Water Discharge

- 10.1.9 Following the complaint about discharge of milky water to Bufferfully Beach on 2 September 2015. The Contractor proposed to carry out daily inspection of wastewater treatment facilities, concerned discharge points, drainage inlets and outlets during typhoon or wet season.
- 10.1.10 In addition, specific inspections would also be conducted before and after adverse weather to ensure necessary remedial works would be carried out timely. Should incidental contaminated water discharge be found at the inlet of the associated drainage system, a specific inspection of the relevant drainage pipes would be conducted for traces of deposit, and follow up actions would be taken when necessary.
- 10.1.11 During the dry season, the frequency of inspection for vulnerable to contaminated water discharge was undertaken by the Contractor in **February 2019** had been reduced to once per week. As requested by the EPD, the associated inspection checklist should be presented in the Monthly EM&A Report and it is shown in **Appendix P**.

11 ENVIRONMENTAL COMPLAINT AND NON-COMPLIANCE

11.1 ENVIRONMENTAL COMPLAINT, SUMMONS AND PROSECUTION

11.1.1 In the Reporting Period, no environmental complaint, summons and prosecution under the EM&A Programme was lodged. However, one exceedance of the environmental performance limit (1 Action Level) was recorded for monitoring programme.

11.1.2 The statistical summary table of environmental exceedance, complaint, summons and prosecution are presented in *Tables 11-1, 11-2, 11-3 and 11-4*.

Table 11-1 Statistical Summary of Environmental Exceedance

Reporting Period	Environmental Aspect / Parameter	Environmental Performance	Event Exceedance		
			Reporting Month	Previous Months	Cumulative
February 2019	Air Quality - 1-hr TSP	Action Level	0	61	61
		Limit Level	0	4	4
	Air Quality - 24-hr TSP	Action Level	1	3	4
		Limit Level	0	3	3

Table 11-2 Statistical Summary of Environmental Complaints

Reporting Period	Environmental Complaint Statistics					
	Frequency	Cumulative	Complaint Nature			
			Air	Noise	Water	Others
February 2019	0	10	3	1	6	2

Table 11-3 Statistical Summary of Environmental Summons

Reporting Period	Environmental Summons Statistics				
	Frequency	Cumulative	Complaint Nature		
			Air	Noise	Water
February 2019	0	0	NA	NA	NA

Table 11-4 Statistical Summary of Environmental Prosecution

Reporting Period	Environmental Prosecution Statistics				
	Frequency	Cumulative	Complaint Nature		
			Air	Noise	Water
February 2019	0	0	NA	NA	NA

11.1.3 In the Reporting Period, no warning letter related to environmental issue was received from the EPD or HyD.

12 IMPLEMENTATION STATUS OF MITIGATION MEASURES

12.1 GENERAL REQUIREMENTS

12.1.1 The environmental mitigation measures that recommended in the Environmental Mitigation and Enhancement Measures Implementation Schedule (EMIS) for in the Project EM&A Manual covered the issues of air quality, cultural heritage, ecology, landfill gas hazard, landscape & visual, noise, water and waste. The updated EMIS for the Contract is shown in [Appendix M](#).

12.1.2 The Contractor shall implement the required environmental mitigation measures according to the EM&A Manual as subject to the site condition. The environmental mitigation measures implemented by the Contractor in this Reporting Period are summarized in [Table 12-1](#) and [Appendix M](#).

Table 12-1 Environmental Mitigation Measures

Issues	Environmental Mitigation Measures
Air Quality	<ul style="list-style-type: none"> • Maintain damp / wet surface on access road • Keep slow speed in the sites • All vehicles must use wheel washing facility before off site • Sprayed water during rock breaking works • During transportation by truck, materials loaded lower than the side and tail boards, and covered before transport • Compacted all soil stockpiles • Part of the exposed slopes covered geotextile net
Cultural Heritage	<ul style="list-style-type: none"> • Set a buffer zone between the working area and the Grave • All construction materials and equipment store far from the Grave • Inspection the Grave to ensure provision mitigation measures effective
Ecology	<ul style="list-style-type: none"> • Wire fencing provided for temporary protect Pitcher Plants • Undertake weekly inspection of Pitcher Plants
Landfill Gas Hazard	<ul style="list-style-type: none"> • Landfill Gas measurement undertake during trench excavation
Water Quality	<ul style="list-style-type: none"> • Temporary drainage system provide for surface runoff prevent discharge to public area • Wastewater to be treated by sedimentation tank before discharge.
Noise	<ul style="list-style-type: none"> • No operation of powered mechanical equipment is allowed during restricted hours from 19:00 to 07:00 on the following day and whole day during Sunday and public holiday without construction noise permit (CNP) • Keep good maintenance of plants • The noisy plants or works provide mobile noise barriers • Shut down the plants when not in use
Waste and Chemical Management	<ul style="list-style-type: none"> • On-site sorting prior to disposal • Follow requirements and procedures of the “Trip-ticket System” • Predict required quantity of concrete accurately • Collect the unused fresh concrete at designated locations in the sites for subsequent disposal
General	<ul style="list-style-type: none"> • The site was generally kept tidy and clean.

12.2 TENTATIVE CONSTRUCTION ACTIVITIES IN THE COMING MONTH

12.2.1 Construction activities as undertaken in the coming month for the Contract lists below:

- Surface Drainage at Portion H;
- Road pavement works at +19mPD platform, Lung Mun Road, Butterfly Beach, Vehicular Underpass, TD1&2, Bridge G&H, RW-E and HAS;
- Parapet Construction at Retaining Wall G;
- E & M Works at Retaining Wall B;
- Laying Water Main at Portion G;
- Construction of Manhole and Sewer Culvert at Portion G and H;
- Road and Drainage Works at LMR Central Median;

- Installation of Sign Gantries;
- Installation of Direction Sign;
- Installation of Roller Shutter;
- Installation of Screen Barrier.

12.3 KEY ENVIRONMENTAL ISSUES FOR THE COMING MONTH

12.3.1 Key environmental issues to be considered in the coming month include:

- Implementation of dust suppression measures at all times;
- Potential wastewater quality impact due to surface runoff;
- Potential fugitive dust impact due to the dry/loose/exposure soil surface/dusty material;
- Ensure dust suppression measures are implemented properly;
- Sediment catch-pits and silt removal facilities should be regularly maintained;
- Management of chemical wastes;
- Site effluent discharge to the nearby nullah is prohibited;
- Follow-up of improvement on general waste management issues; and
- Implementation of construction noise preventative control measures

13 CONCLUSIONS AND RECOMMENDATIONS

13.1 CONCLUSIONS

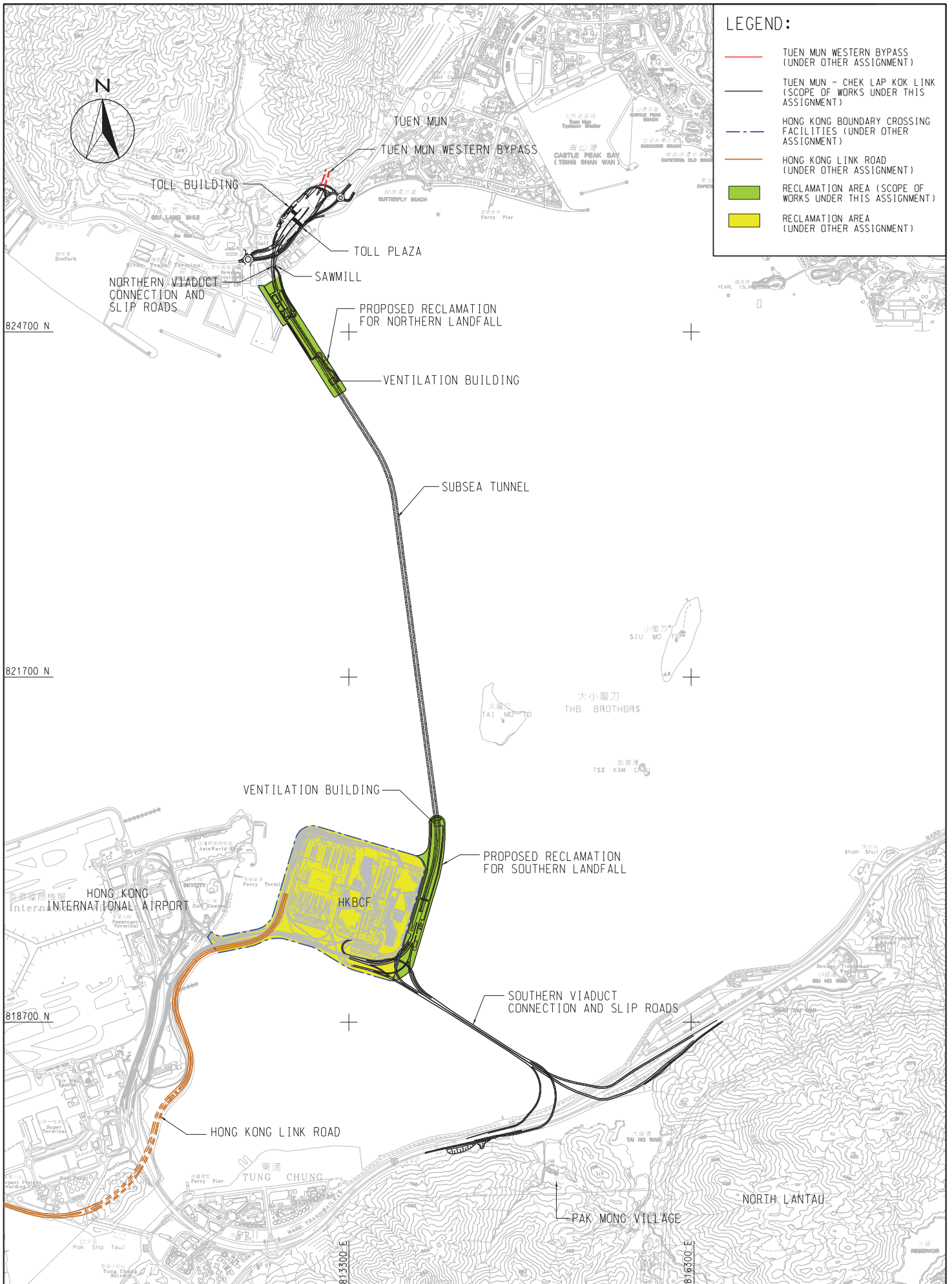
- 13.1.1 This is 52nd monthly EM&A report presenting the monitoring results and inspection findings for the period of 1 to 28 February 2019.
- 13.1.2 There was one exceedance of 24-hour TSP measurements trigger in Action Level at ASR1 on 16 February 2019. NOE was issued to notify all relevant parties. Investigation report (IR) for the exceedance prepared by the ET was endorsed by IEC and the IR revealed that the exceedance was not contract related.
- 13.1.3 Site inspection for landscape and visual was conducted on weekly basis by the Landscape Architect to ensure the compliance of the intended aims of the mitigation measures. Most of the landscape works such as planting was not yet commenced.
- 13.1.4 In the Reporting Period, no noise complaint was received by RE, the Contractor, ENPO or HyD. No Action Level exceedances were therefore triggered and no NOE or the associated corrective actions were required.
- 13.1.5 Establishment period for the pitcher plants was completed at the end of September 2016, the joint site completion of Establishment period visit with AFCD was undertaken on 23 September 2016 and the final pitcher plants report was submitted to AFCD on early December 2016. Therefore after 23 September 2016, only the integrity of the protection fence was checked to fulfil the EIA requirement. During each inspection, the protection mitigation measures were checking at the final receptor area to make sure no site activities was undertaken inside the protection zone. Besides, no construction activities were observed to be carried out at the surrounding of the final receptor area. The condition of chain link fence is good and no repair or maintenance is required.
- 13.1.6 Landfill gas monitoring was conducted at the LMR works area. The monitoring results shown no exceedances were triggered.
- 13.1.7 In the Reporting Period, no environmental complaint was received.
- 13.1.8 No notifications of summons, or successful prosecution were received by the Contractor during the Reporting Period.
- 13.1.9 In the Reporting Period, joint site inspection by the RE, ET and the Contractor was carried out on 8th, 12th, 19th and 26th February 2019 and the IEC has attended the joint site inspection on 26th February 2019. No non-compliance was recorded during the site inspection but 5 observations and 1 reminder were recorded.
- 13.1.10 In the Reporting Period, Grave G1 of inspection was undertaken on 8th, 12th, 19th and 26th February 2019. Based on the inspection findings, the cultural heritage mitigation measures as implemented by the Contractor are fully complied with the EM&A Manual requirements.

13.2 RECOMMENDATIONS

- 13.2.1 During dry season, air quality mitigation measures such as watering of site area for at least 12 times per day and covering of exposed slopes should be fully implemented to reduce construction dust impact as recommended in the EMIS.
- 13.2.2 Moreover, muddy water or other water pollutants from site surface runoff into the public areas will be key environment issue. Special attention should be paid on the water quality mitigation measures to prevent surface runoff flow to public area.
- 13.2.3 Stagnant water should be removed as soon as possible after rain to prevent mosquito breeding on site.

Appendix A

Project Layout Plan



LEGEND:

- TUEN MUN WESTERN BYPASS (UNDER OTHER ASSIGNMENT)
- TUEN MUN - CHEK LAP KOK LINK (SCOPE OF WORKS UNDER THIS ASSIGNMENT)
- HONG KONG BOUNDARY CROSSING FACILITIES (UNDER OTHER ASSIGNMENT)
- HONG KONG LINK ROAD (UNDER OTHER ASSIGNMENT)
- RECLAMATION AREA (SCOPE OF WORKS UNDER THIS ASSIGNMENT)
- RECLAMATION AREA (UNDER OTHER ASSIGNMENT)

PROJECT NO. 60044963

AECOM

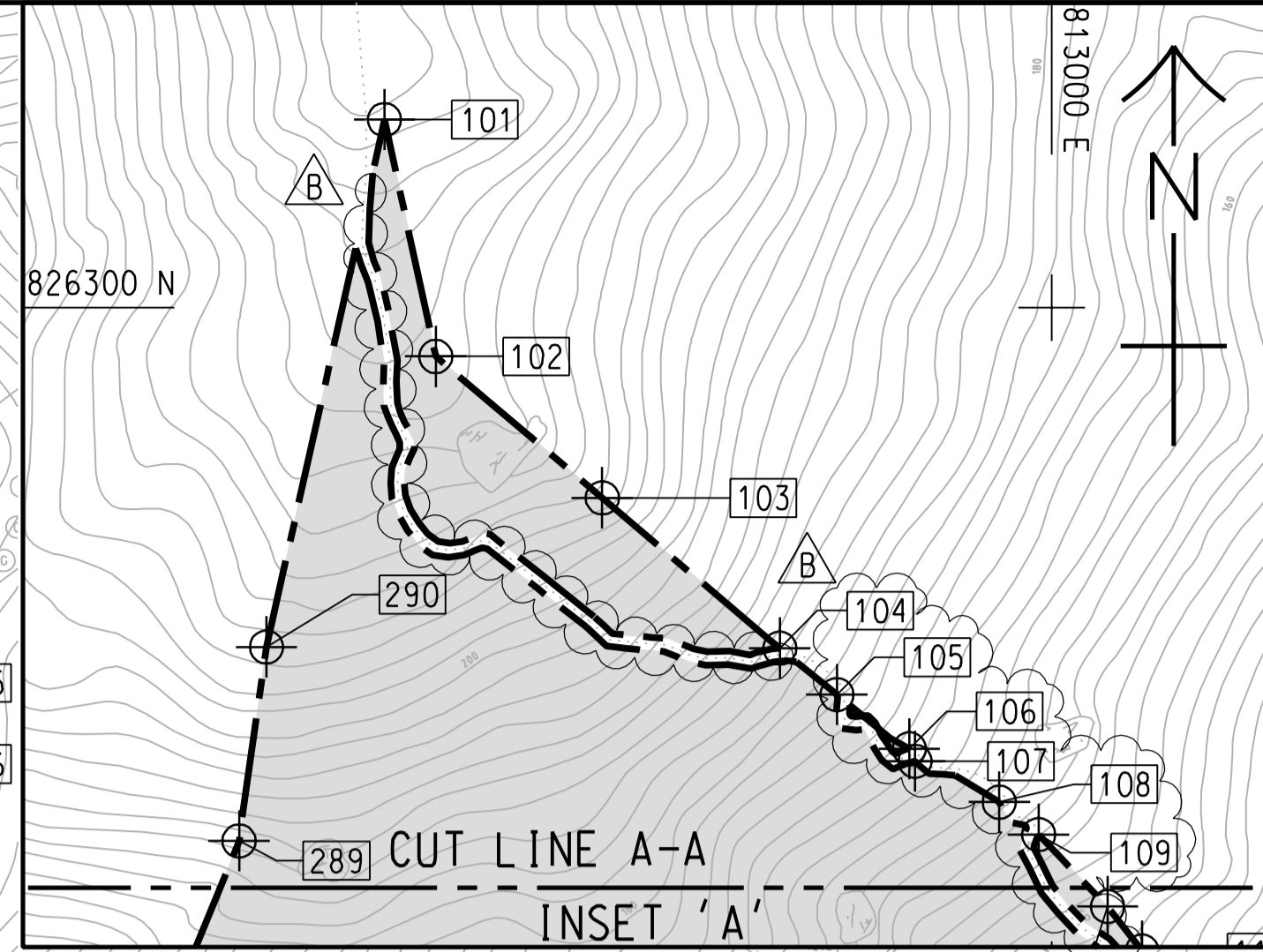
AGREEMENT NO. CE 52/2007(HY)
 TUEN MUN - CHEK LAP KOK LINK - INVESTIGATION
GENERAL LAYOUT OF TM-CLKL

SCALE	A3 1:30000	DATE	JUL. 2009
CHECK	--	DRAWN	WYP
JOB No.	60044963	DRAWING No.	Fig 2.1
		REV	A

Appendix B

Layout Plan of the Contract

Project Management Initials: Designer: PI Checked: ALCF Approved: CWN ISO A1 594mm x 841mm
 Plot File by: LINDO 2014/05/19 PATH: P:\Projects\60240249\DRAWING\CONTRACT\C3\1005C3_05E1.dgn



LEGEND:

	LIMIT OF SITE BOUNDARY
	PORTION X
	PORTION X1
	PORTION X2
	PORTION A
	PORTION B
	PORTION C
	PORTION D
	PORTION E
	PORTION F
	PORTION G
	PORTION H
	PORTION H1
	PORTION I
	PORTION J
	PORTION K
	AREA 'A'
	AREA 'B' OF PORTION X

NOTES:

1. THE DRAWING SHALL BE READ IN CONJUNCTION WITH SHEET NOS. 60240249/C3/1052 TO 1053.
2. ALL COORDINATES ARE IN HONG KONG (1980) GRID SYSTEM UNLESS OTHERWISE SPECIFIED.
3. THE CONTRACTOR SHALL COORDINATE WITH HY/2012/08 CONTRACTOR FOR THE ACCESS (INCLUDING AIRSPACE OVER AREA 'A') TO CONSTRUCT THE ELEVATED STRUCTURE ABOVE AREA A OF THE SITE.
4. THE CONTRACTOR SHALL NOTE THAT ONLY THE AIRSPACE OF THE EXISTING FIRE STATION (AREA 'B') IS AVAILABLE FOR THE CONTRACTOR TO CONSTRUCT THE ELEVATED STRUCTURE. THE CONTRACTOR SHALL OBTAIN FSD'S APPROVAL ON ACCESS, CONSTRUCTION METHODS, DURATIONS AND ANY WORKS AT AREA 'B'.

AECOM

PROJECT
項目
TUEN MUN - CHEK LAP KOK LINK

CONTRACT TITLE
TUEN MUN - CHEK LAP KOK LINK - NORTHERN CONNECTION TOLL PLAZA AND ASSOCIATED WORKS

CLIENT
業主
路政署
HIGHWAYS DEPARTMENT
港務大樓香港工程管理處
Hong Kong - Zhuhai - Macao Bridge
Hong Kong Project Management Office

CONSULTANT
工程顧問公司
AECOM Asia Company Ltd.
www.aecom.com

SUB-CONSULTANTS
分判工程顧問公司

ISSUE/REVISION
修訂

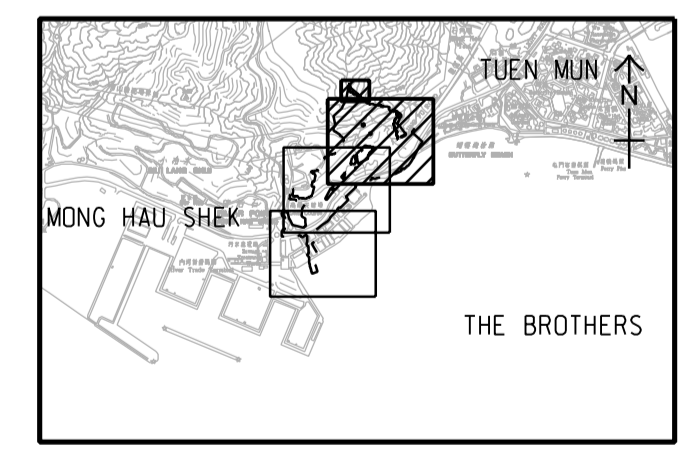
I/R	DATE	DESCRIPTION	CHK.
B	MAR. 14	TENDER ADDENDUM NO. 2	CWN
A	FEB. 14	TENDER ADDENDUM NO. 1	CWN
-	JAN. 14	TENDER DRAWING	CWN

STATUS
階段

SCALE
比例

DIMENSION UNIT
尺寸單位

A1:1:1000	METRES
KEY PLAN 1:50000	



PROJECT NO.
項目編號
60240249

CONTRACT NO.
合約編號
HY/2013/12

SHEET TITLE
圖紙名稱
PORTIONS OF SITE AND SITE BOUNDARY SETTING OUT PLAN

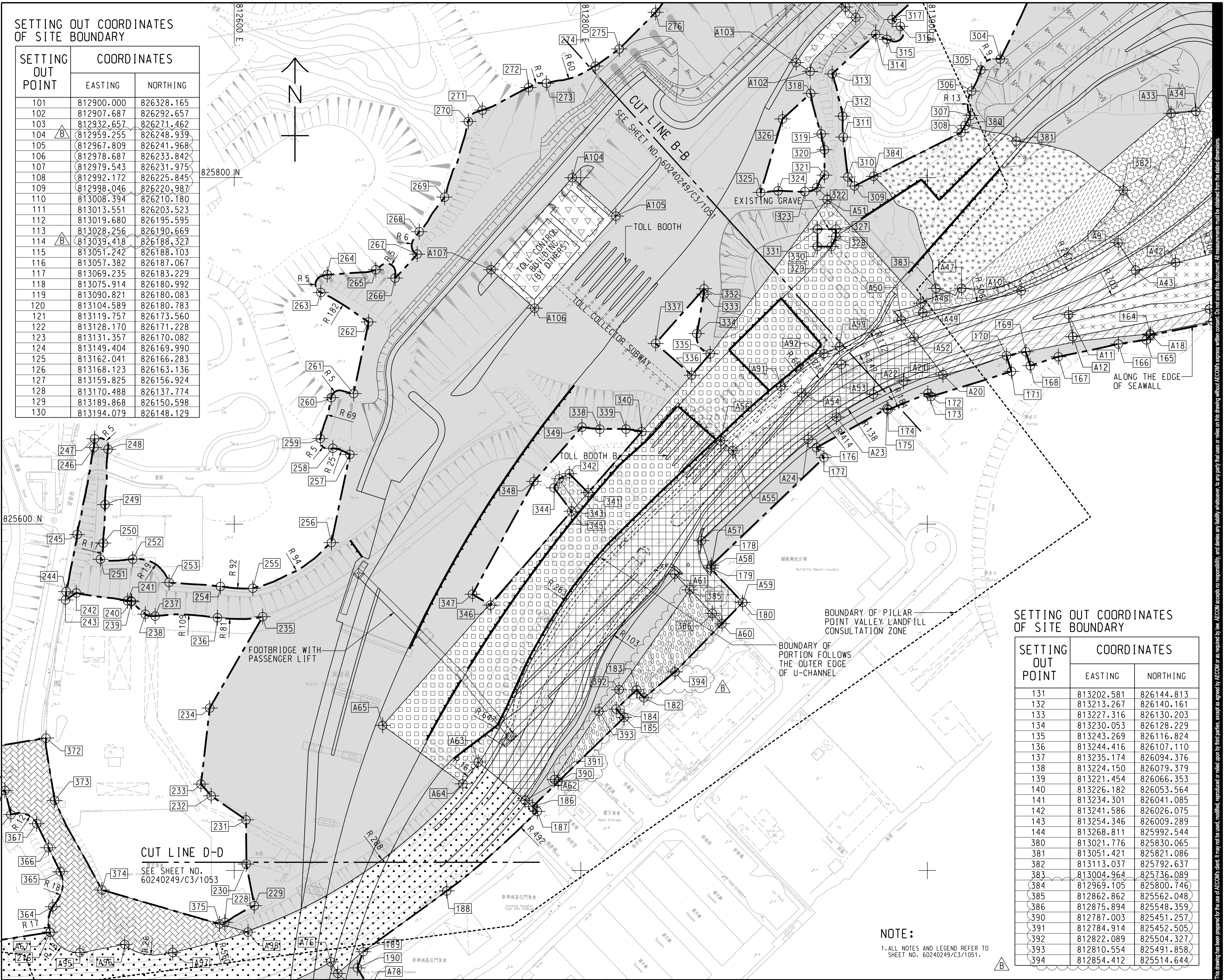
SHEET NUMBER
圖紙編號
60240249/C3/1051B

SHEET 1 OF 3

This drawing has been prepared for the use of AECOM's client. It may not be used, modified, reproduced or relied upon by third parties, except as agreed by AECOM or as required by law. AECOM accepts no responsibility, and denies any liability whatsoever, to any party that uses or relies on this drawing without AECOM's express written consent. All measurements must be obtained from the stated dimensions.

SETTING OUT COORDINATES OF SITE BOUNDARY

SETTING OUT POINT	COORDINATES	
	EASTING	NORTHING
101	812900.000	826328.165
102	812907.687	826292.657
103	812932.657	826271.462
104	812959.255	826248.939
105	812967.809	826241.968
106	812978.687	826233.842
107	812979.543	826231.975
108	812992.172	826225.845
109	812998.046	826220.987
110	813008.394	826210.180
111	813013.551	826203.523
112	813019.680	826195.595
113	813028.256	826190.669
114	813039.418	826188.327
115	813051.242	826188.103
116	813057.382	826187.067
117	813069.235	826183.229
118	813075.914	826180.992
119	813090.821	826180.083
120	813104.589	826180.783
121	813119.757	826173.560
122	813128.170	826171.228
123	813131.357	826170.082
124	813149.404	826169.990
125	813162.041	826166.283
126	813168.123	826163.136
127	813159.825	826156.924
128	813170.488	826137.774
129	813189.868	826150.598
130	813194.079	826148.129



SETTING OUT COORDINATES OF SITE BOUNDARY

SETTING OUT POINT	COORDINATES	
	EASTING	NORTHING
131	813202.581	826144.813
132	813213.267	826140.161
133	813227.316	826130.203
134	813230.053	826128.229
135	813243.269	826116.824
136	813244.416	826107.110
137	813235.174	826094.376
138	813224.150	826079.379
139	813221.454	826066.353
140	813226.182	826053.564
141	813234.301	826041.085
142	813241.586	826026.075
143	813254.346	826009.289
144	813268.811	825992.544
380	813021.776	825830.065
381	813051.421	825821.086
382	813113.037	825792.637
383	813004.964	825736.089
384	812969.105	825800.746
385	812862.862	825562.048
386	812875.894	825548.359
390	812787.003	825451.257
391	812784.914	825452.505
392	812822.089	825504.327
393	812810.554	825491.858
394	812854.412	825514.644

NOTE:
1. ALL NOTES AND LEGEND REFER TO SHEET NO. 60240249/C3/1051.



PROJECT
TUEN MUN - CHEK LAP KOK LINK

CONTRACT TITLE
TUEN MUN - CHEK LAP KOK LINK - NORTHERN CONNECTION TOLL PLAZA AND ASSOCIATED WORKS

CLIENT
路政署
HIGHWAYS DEPARTMENT
港務大樓香港工程管理局
Hong Kong - Zhuhai - Macao Bridge
Hong Kong Project Management Office

CONSULTANT
AECOM Asia Company Ltd.
www.aecom.com

SUB-CONSULTANTS
分列工程顧問公司

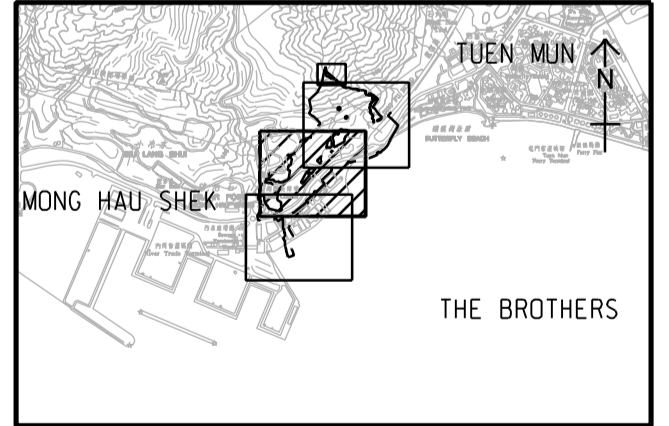
ISSUE/REVISION

I/R	DATE	DESCRIPTION	CHK.
B	MAR. 14	TENDER ADDENDUM NO. 2	CWN
A	FEB. 14	TENDER ADDENDUM NO. 1	CWN
-	JAN. 14	TENDER DRAWING	CWN

STATUS

SCALE
比例
A1 1:1000
DIMENSION UNIT
尺寸單位
METRES

KEY PLAN
索引圖
1:50000

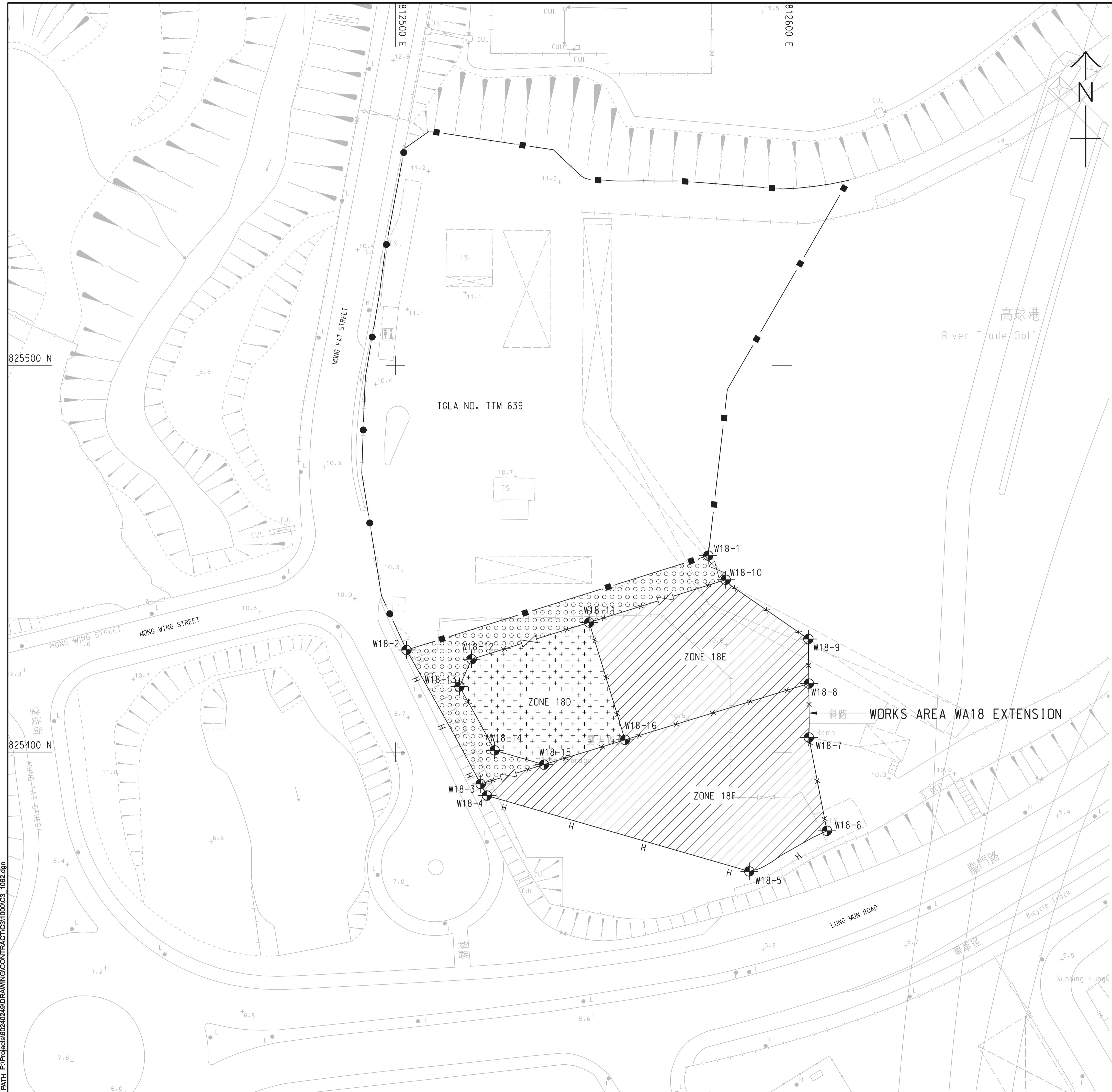


PROJECT NO.
項目編號
60240249
CONTRACT NO.
合約編號
HY/2013/12

SHEET TITLE
圖紙名稱
PORTIONS OF SITE AND SITE BOUNDARY SETTING OUT PLAN

SHEET NUMBER
圖紙編號
60240249/C3/1052B

This drawing has been prepared for the use of AECOM's client. It may not be used, modified, reproduced or relied upon by third parties, except as agreed by AECOM or as required by law. AECOM accepts no responsibility, and denies any liability whatsoever, for any party that uses or relies on this drawing without AECOM's express written consent. Do not scale this document. All measurements must be obtained from the stated dimensions.



NOTES:

- THIS DRAWING SHALL BE READ IN CONJUNCTION WITH THE WORKS AREA KEY PLAN IN SHEET NO. 60240249/C3/1000.
- DEMARCATON OF THE WORKS AREA SHALL BE DETERMINED ON SITE.
- REFER TO HIGHWAYS DEPARTMENT STANDARD DRAWING NOS. H6110 AND H6111 FOR DETAILS OF HOARDING.
- REFER TO HIGHWAYS DEPARTMENT STANDARD DRAWING NOS. H6121 AND H6122 FOR DETAILS OF CHAIN LINK FENCE.
- REFER TO HIGHWAYS DEPARTMENT STANDARD DRAWING NO. H6121 FOR DETAILS OF GATE.
- CHAIN LINK FENCE SHALL BE ERRECTED ALONG THE WORKS AREA BOUNDARY. THE ALIGNMENT AND EXTENT OF HOARDING AND CHAIN LINK FENCE SHOWN ARE INDICATIVE ONLY AND SHALL BE CONFIRMED BY THE ENGINEER.
- THE LOCATION AND WIDTH OF GATE SHOWN ARE INDICATIVE ONLY AND SHALL BE CONFIRMED BY THE ENGINEER.
- THE SETTING OUT INFORMATION AND WORKS AREA CONDITIONS SHOWN IN THIS DRAWING ARE FOR REFERENCE ONLY. THE WORKS AREA BOUNDARY SHALL BE IN ACCORDANCE WITH THE ENGINEERING CONDITIONS FOR TEMPORARY GOVERNMENT LAND ALLOCATION NO. GLA-TM 639. IN CASE OF DISCREPANCY BETWEEN THE BOUNDARY SHOWN ON THIS DRAWING AND THE BOUNDARY INDICATED ON THE ENGINEERING CONDITIONS, THE LATTER SHALL PREVAIL.
- THE WORKS AREAS SHOWN ON THIS DRAWING ARE TO BE SHARED-USED AMONG THE TM-CLKL RELATED CONTRACTS. THE AREAS HATCHED WITH ARE TENTATIVELY ALLOCATED FOR THE USE BY THE CONTRACT.
- THE COMMON AREA SHALL BE CONCRETE PAVED BY THE CONTRACTOR.
- ZONE 18F SHALL BE USED FOR THE SITE ACCOMMODATION OF THE ENGINEER. ZONE 18E SHALL BE USED FOR SITE ACCOMMODATION OF THE CONTRACTOR.
- ZONE 18D IS TO BE USED BY THE CONTRACTOR OF CONTRACT NO. HY/2012/08-TUEN MUN-CHEK LAP KOK LINK-NORTHERN CONNECTION SUB-SEA TUNNEL SECTION TO STORE PLANT AND EQUIPMENT ASSOCIATED WITH THE TBM TUNNELS FROM THE DATE FOR COMMENCEMENT OF THE WORKS TO 126 DAYS FROM THE DATE FOR COMMENCEMENT OF THE WORKS. THE CONTRACTOR SHALL LIAISE AND PROVIDE FREE AND UNOBSTRUCTED 24-HOUR ACCESS FOR THE CONTRACTOR OF CONTRACT NO. HY/2012/08 TO ZONE 18D. THE CONTRACTOR SHALL BE GIVEN THE POSSESSION OF ZONE 18D IN ACCORDANCE WITH APPENDIX TO FORM OF TENDER-P.3.

LEGEND:

- WORKS AREA FOR THE CONTRACT
- COMMON AREA (MAINTAINED UNDER THE CONTRACT) TO BE SHARED-USED WITH OTHER CONTRACTS
- AREA TO BE USED BY THE CONTRACTOR OF CONTRACT NO. HY/2012/08 AND WORKS AREA FOR THIS CONTRACT TO BE EARLY HANDED OVER BY THE CONTRACTOR (SEE NOTES NO. 12 ABOVE)
- HOARDING AND GATE (TO BE ERRECTED AND MAINTAINED UNDER THIS CONTRACT)
- EXISTING CHAIN LINK FENCE MAINTAINED BY OTHERS
- CHAIN LINK FENCE AND GATE (TO BE ERRECTED AND MAINTAINED UNDER THIS CONTRACT)
- EXISTING HOARDING AND GATE MAINTAINED BY OTHERS

SETTING OUT CO-ORDINATES OF WORKS AREA WA18 EXTENSION

POINT	CO-ORDINATES	
	EASTING	NORTHING
W18-1	812580.934	825450.791
W18-2	812502.880	825426.380
W18-3	812522.068	825391.750
W18-4	812523.679	825388.756
W18-5	812591.556	825369.151
W18-6	812611.638	825379.647
W18-7	812606.954	825403.769
W18-8	812606.951	825417.705
W18-9	812606.832	825429.231
W18-10	812585.456	825444.557
W18-11	812550.126	825433.508
W18-12	812519.715	825423.997
W18-13	812516.580	825416.947
W18-14	812525.682	825400.438
W18-15	812538.435	825396.754
W18-16	812559.404	825403.166



PROJECT
 項目
TUEN MUN - CHEK LAP KOK LINK

CONTRACT TITLE
 TUEN MUN - CHEK LAP KOK LINK - NORTHERN CONNECTION TOLL PLAZA AND ASSOCIATED WORKS

CLIENT
 業主
 路政署
HIGHWAYS DEPARTMENT
 港務處大樓香港工程發展處
 Hong Kong - Zhuhai - Macao Bridge
 Hong Kong Project Management Office

CONSULTANT
 工程師有限公司
AECOM Asia Company Ltd.
 www.aecom.com

SUB-CONSULTANTS
 分判工程師有限公司

ISSUE/REVISION

REV	DATE	DESCRIPTION	CHK.
B	MAR. 14	TENDER ADDENDUM NO. 2	CWN
A	FEB. 14	TENDER ADDENDUM NO. 1	CWN
-	JAN. 14	TENDER DRAWING	CWN

STATUS
 階段

SCALE
 比例
 A1 1:500

DIMENSION UNIT
 尺寸單位
 METRES

KEY PLAN
 索引圖

PROJECT NO.
 項目編號
 60240249

CONTRACT NO.
 合約編號
 HY/2013/12

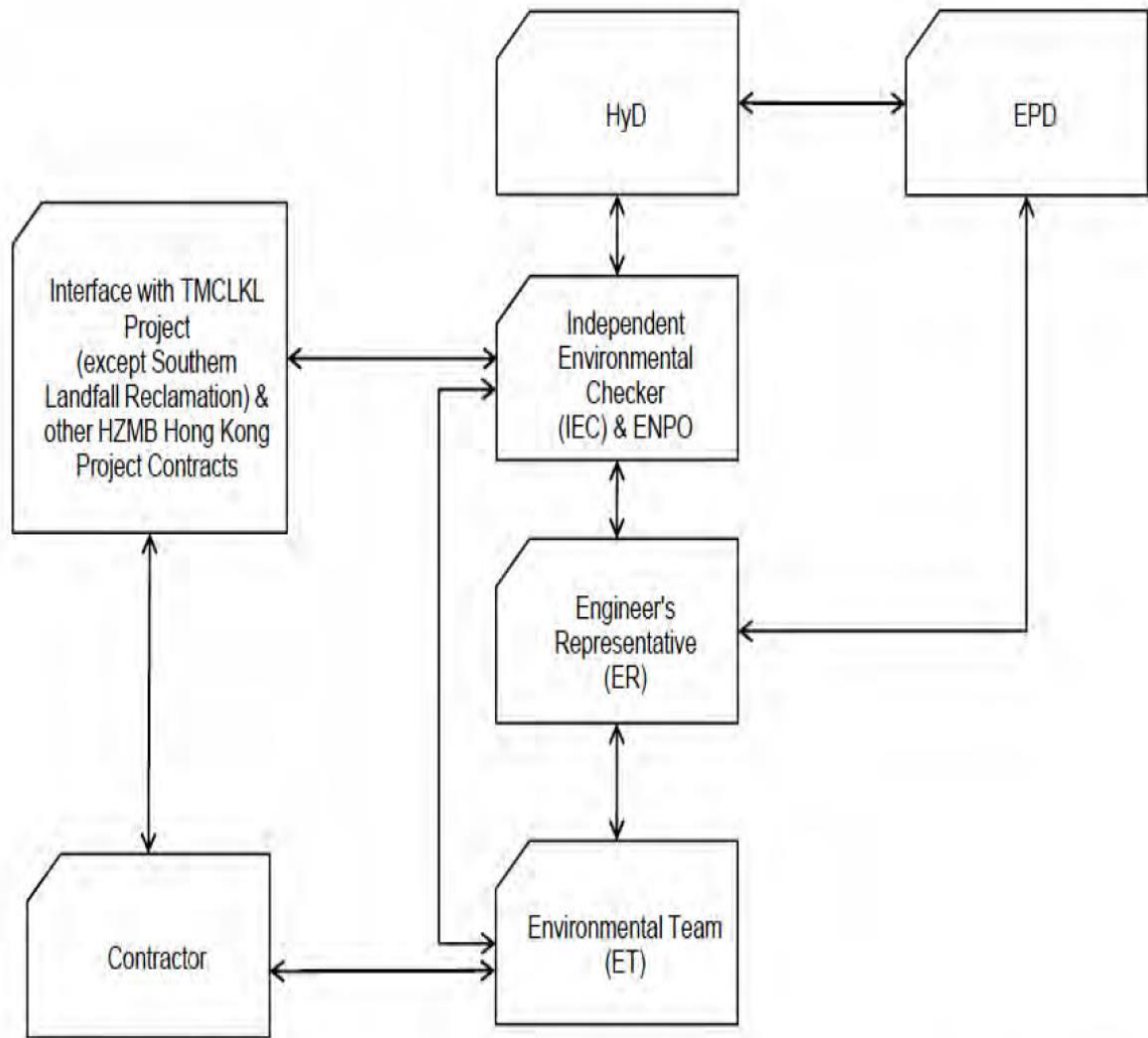
SHEET TITLE
 圖紙名稱
WORKS AREA AND HOARDING PLAN

SHEET NUMBER
 圖紙編號
 60240249/C3/1062B

This drawing has been prepared for the use of AECOM's client. It may not be used, modified, reproduced or relied upon by third parties, except as agreed by AECOM or as required by law. AECOM accepts no responsibility, and denies any liability whatsoever, to any party that uses or relies on this drawing without AECOM's express written consent. Do not scale this document. All measurements must be obtained from the stated dimensions.

Appendix C

Organization of the Contract



↔ Line of Communication

Project Organization chart

Contact Details of Key Personnel for the Contract HY/2013/12

Organization	Project Role	Name of Key Staff	Tel No	Fax No.
HyD	Employer	Mr. C. W. Chow	2762 4182	3188 6614
AECOM	Principal Resident Engineer	Mr. S.W. Fok	2218 7209	2218 7399
AECOM	Chief Resident Engineer	Mr. Roger Man	2293 6388	2218 7399
AECOM	Resident Engineer (S&E)	Mr. Kelvin Yeung	22187289	2218 7399
Ramboll	Environmental Project Office Leader (ENPO Leader)	Mr. YH Hui	3465 2850	3465 2899
Ramboll	Independent Environmental Checker (IEC)	Dr. FC Tsang	3465 2851	3465 2899
CKJV	Deputy Project Manager	Mr. Raymond Suen	2253 8309	2253 8399
CKJV	Site Agent	Mr. Wilson Lau	2253 8300	2253 8399
CKJV	Safety and Environmental Manager	Mr. Winson Chung	2273 3185	2375 3655
CKJV	Environmental Officer	Mr. Thomas Tang	2253 8300	2253 8399
CKJV	Environmental Supervisor	Mr. Tommy Law	2253 8300	2253 8399
CKJV	Environmental Supervisor	Mr. Alex Li	2253 8300	2253 8399
AUES	Environmental Team Leader	Mr. T. W. Tam	2959 6059	2959 6079
AUES	Environmental Consultant	Miss Nicola Hon	2959 6059	2959 6079
AUES	Environmental Consultant	Mr. Ben Tam	2959 6059	2959 6079
HKL	Registered Landscape Architect	Kenneth Ng	2866 3903	--

Legend:

HyD (Employer) –Highways Department

AECOM (Engineer) – AECOM Asia Co. Ltd.

CKJV (Main Contractor) – CRBC-Kaden Joint Venture

Ramboll (ENPO and IEC) – Ramboll Hong Kong Limited

AUES (ET) – Action-United Environmental Services & Consulting

HKL(RLA) – Hong Kong Landscape

Appendix D

Three-Months Rolling Programme

Activity ID	Activity Name	2019				
		Jan	Feb	Mar	Apr	May
HY/2013/12 TMCLK Northern Connection Toll Plaza and Associated-Works Programme-Rev.4A Monthly Update						
Achievement of Stages/ Completion of Sections						
KD10150	KD5 - Sec 2 Completion Bridges G1, G2 & H2, Civil provisions for E&M/TCSS in Area A, Portion A/F/X					
KD10140	KD4 - Sec 1 Completion TD1, TD2, RW_B, H1f, TC Subway & Bridge, Footbridge					
KD10210	KD11 - Sec 8 Completion All Preservation & Protection to Existing Trees					◆ KD11 - Sec 8 Completion All Preserva
KD10180	KD8 - Sec 5 Completion All Remainders of the Works except Works under Sec 1 thru 4					◆ KD8 - Sec 5 Completion All Remaind
Dismantling of HY/2012/04 Project Office at WA6						
DM10060	Completion of Demolition					
Toll Plaza Decking TD1-Section 1						
Completion of TD1 in Section 1						
Completion of TD1 in Section 1						
TD121030	Achievement of KD-4(section 1) for TD1					
TD121040	KD-4					
Toll Plaza Decking TD2-Section 1						
Field Works						
Completion of TD2						
TD220710	Achievement of KD-4(Section 1) for TD2					
Toll Plaza Footbridge-Section 1						
Completion of footbridge in section 1						
TFB1460	Achievement of KD-4 (Section 1) for footbridge					
TFB1470	KD-4					
Retaining Structure RW_B-Section 1						
Site Formation - Retaining Structure RW_B						

█ Remaining Level of Effort █ Critical Remaining Work
█ Actual Work ◆ Milestone
█ Remaining Work ▼ Summary

CRBC - Kaden JV
Three-Month Rolling Programme

Date	Revision	Checked	Approved
26-02-19	4		

Activity ID	Activity Name	2019				
		Jan	Feb	Mar	Apr	May
Achievement of KD-4 (Section 1) for RW_B		Achievement of KD-4 (Section 1) for RW_B				
RWB10660	Achievement of KD-4(Section 1) for RW_B	Achievement of KD-4(Section 1) for RW_B				
RWB10670	KD-4(Section 1)	Section 1)				
Toll Collector Subway & Associated Works-Section 1		Toll Collector Subway & Associated Works-Section 1				
Toll Collector Bridge (Portion I)-Section 1		Collector Bridge (Portion I)-Section 1				
Completion of Toll Collector Bridge in Section 1		Completion of Toll Collector Bridge in Section 1				
TCS1640	KD-4-Section 1 Completion TD1,TD2,RW_B,H1f,TC Subway&bridge,Footbridge	Section 1 Completion TD1,TD2,RW_B,H1f,TC Subway&bridge				
Toll Collector Subway & Associate Works (Portion I)-Section 1		Collector Subway & Associate Works (Portion I)-Section 1				
Completion of Section 1 for Toll collector subway(Portion I)		Completion of Section 1 for Toll collector subway(Portion I)				
TCS1660	KD-4-Section 1 Completion TD1,TD2,RW_B,H1f,TC Subway&bridge,Footbridge	Section 1 Completion TD1,TD2,RW_B,H1f,TC Subway&bridge				
TCS1570	Achievement of KD4 (Section 1) for toll collector subway(portion I)	Achievement of KD4 (Section 1) for toll collector subway(portion I)				
Toll Collector Subway (Portion X)-Section 5		Toll Collector Subway (Portion X)-Section 5				
Section 5		Section 5				
TCS1230	Achievement of KD-8(Section 5)for toll collector subway(Portion X)	◆ Achievement of: KD-8(Section 5)for t				
TCS1670	KD-8-(Section 5)	◆ KD-8-(Section 5)				
TCS1220	Miscellaneous	Miscellaneous				
Bridge G2		g2				
Completion of Bridge G2		ion of Bridge G2				
BG23150	KD-5					
BG23140	Achievement of KD-5(Section 2)for Bridge G2	ment of KD-5(Section 2)for Bridge G2				
Bridge G1		Bridge G1				
Completion of Bridge G1		Completion of Bridge G1				
BG112750	Achievement of KD-5(Section 2)for Bridge G1	ment of KD-5(Section 2)for Bridge G1				

█ Remaining Level of Effort █ Critical Remaining Work
█ Actual Work ◆ Milestone
█ Remaining Work ▼ Summary

CRBC - Kaden JV
Three-Month Rolling Programme

Date	Revision	Checked	Approved
26-02-19	4		

Activity ID	Activity Name	2019				
		Jan	Feb	Mar	Apr	May
BG112760	KD-5		◆ KD-5			
Bridge H1-Section 2		H1-Section 2				
Completion of Bridge H1		Completion of Bridge H1				
BH12740	KD-5					
BH12640	Miscellaneous Works					
BH12660	Achievement of KD-5(Section 2)for Bridge H1					
Culvert 2 & Culvert 3 and Existing Box Culvert		Culvert 2 & Culvert 3 and Existing				
Culvert 2		Culvert 2				
CCE20180	MH1					
CCE20170	Bay 17A					
Existing Sewer Box Culvert		Existing Sewer Box Culvert				
MH2-MH3		MH2-MH3				
CCE20250	Abandon the existing culvert with foam concrete					
MH1-MH8		MH1-MH8				
CCE20260	Achievement of KD-3(Stage 3) for Sewer Box Culvert					
CCE20270	KD-3					
Site Formation - Retaining Structure RW_A		Site Formation - Retaining Structure				
Achievement of KD-8 (Section 5) for RW_A		Achievement of KD-8 (Section 5) for				
RWA20202	Road Works					
RWA20220	KD-8					
RWA20204	Remaining Works(Movement joint,etc.)					
RWA20210	Achievement of KD-8(Section 5) for RW_A					
Retaining Structure RW_E		Retaining Structure RW_E				

█ Remaining Level of Effort █ Critical Remaining Work
█ Actual Work ◆ Milestone
█ Remaining Work ▼ Summary

**CRBC - Kaden JV
Three-Month Rolling Programme**

Date	Revision	Checked	Approved
26-02-19	4		

Activity ID	Activity Name	2019				
		Jan	Feb	Mar	Apr	May
Achievement of KD-5 (Section 2) for RW_E		Achievement of KD-5 (Section 2) for RW_E				
RWE20250	Achievement of KD-5(Section 2) for RW_E	Achievement of KD-5(Section 2) for RW_E				
RWE20270	KD-5	▼ Site Formation - Retaining Structure for ▼ Achievement of KD-8 (Section 5) for ◆ KD-8				
Site Formation - Retaining Structure for Slope TP_F						
Achievement of KD-8 (Section 5) for TP_F						
RWF31490	KD-8					
Site Formation - Retaining Structure for Slope TP_G						
MJ17 -End		▼ MJ17 -End Backfilling				
RWG1060	Backfilling					
MJ16-MJ17		▼ MJ16-MJ17 Backfilling				
RWG1110	Backfilling					
MJ15-MJ16		▼ MJ15-MJ16 Backfilling Civil Works for TCSS and E&M				
RWG1150	Wall					
RWG1160	Backfilling					
RWG1115	Civil Works for TCSS and E&M					
MJ14-MJ15		▼ MJ14-MJ15 Wall Backfilling				
RWG1300	Wall					
RWG1310	Backfilling					
MJ13-MJ14		▼ MJ13-MJ14 Wall Backfilling				
RWG1250	Wall					
RWG1260	Backfilling					
MJ12-MJ13		▼ MJ12-MJ13 Wall				
RWG1200	Wall					

█ Remaining Level of Effort █ Critical Remaining Work
█ Actual Work ◆ Milestone
█ Remaining Work ▼ Summary

**CRBC - Kaden JV
Three-Month Rolling Programme**

Date	Revision	Checked	Approved
26-02-19	4		

Activity ID	Activity Name	2019				
		Jan	Feb	Mar	Apr	May
RWG1210	Backfilling	Backfilling				
MJ11-MJ12		MJ11-MJ12				
RWG1350	Wall					
RWG1340	Base slab	Base slab				
RWG1360	Backfilling	Backfilling				
CH285-MJ11						
RWG1390	Base slab					
RWG1400	Wall					
RWG1410	Backfilling	Backfilling				
RWG1420	Pavement and Remaining works	Pavement and Remaining works				
Achievement of KD-3(Stage 3) for TP_G						
RWG1425	Achievement of KD-3(Stage 3) for TP-G					
RWG1445	KD-3					
Site Formation - Slope TP_E & Associated Works		<ul style="list-style-type: none"> Site Formation - Slope TP_E & Assoc Achievement of KD-8(Section:5) for S KD-8(Section 5) Natural Terrain Hazard Mitigation Mea Achievement of KD-8(Section:5) 				
Achievement of KD-8(Section 5) for Slope E						
TPE65360	KD-8(Section 5)					
Natural Terrain Hazard Mitigation Measures						
Achievement of KD-8(Section 5)						
NTH10140	KD-8	KD-8				
Vehicular Underpass TN-01		Vehicular Underpass TN-01				
Achievement of KD-8 (Section 5) for TN-01		Achievement of KD-8 (Section 5) for				
UDP20670	KD-8(Section 5)	KD-8(Section 5)				
UDP20640	Road works and Remaining works(Sundry Metalwork,etc)	Road works and Remaining works(Su				

█ Remaining Level of Effort █ Critical Remaining Work
█ Actual Work ◆ Milestone
█ Remaining Work ▼ Summary

**CRBC - Kaden JV
Three-Month Rolling Programme**

Date	Revision	Checked	Approved
26-02-19	4		

Activity ID	Activity Name	2019					
		Jan	Feb	Mar	Apr	May	
UDP20650	Achievement of KD-8(Section 5)for Vehicular Underpass						◆ Achievement of KD-8(Section 5)for V
Road and Drainage Work ,Utilities Works at for Lung Fu Road Roundabout							
Section 3							
Utilites installation ,road and drainage works (TTA Stage 2)							
LFR10650	E&M, TCSS	[Blue bar from Jan to Feb]					E&M, TCSS
LFR10630	Street Furniture	[Blue bar from Jan to Feb]					Street Furniture
LFR10640	Sign Gantry	[Blue bar from Jan to Feb]					Sign Gantry
Utilites installation ,road and drainage works (TTA Stage 2-1)							
LFR10220	CLP+ CRD	[Blue bar from Jan to Feb]					CLP+ CRD
LFR10230	DN450	[Blue bar from Jan to Feb]					DN450
LFR10240	Road Pavement	[Blue bar from Jan to Feb]					Road Pa
LFR10250	Landscapping	[Red bar from Mar to Apr]					
LFR10260	Footpath Pavement	[Red bar from Apr to May]					
Road and Drainage Work ,Utilities Works at Lung Mun Road							
Lung Mun Road (Westbound)							
Ho Suen Street South							
LMRWA1270	Town Gas	[Blue bar from Jan to Feb]					Town Gas
LMRWA1280	Smartone Cable	[Blue bar from Jan to Feb]					Smartone Cable
LMRWA1290	HKC Cable	[Blue bar from Jan to Feb]					HKC Cable
LMRWA1300	Pubic Lighting	[Blue bar from Jan to Feb]					Pubic Lighting
LMRWA1310	CLP	[Blue bar from Jan to Feb]					CLP
LMRWA1320	TraxComm	[Blue bar from Jan to Feb]					TraxComm
LMRWA1330	Irrigation System	[Blue bar from Jan to Feb]					Irrigation System

█ Remaining Level of Effort █ Critical Remaining Work
█ Actual Work ◆ Milestone
█ Remaining Work ▼ Summary

CRBC - Kaden JV
Three-Month Rolling Programme

Date	Revision	Checked	Approved
26-02-19	4		

Activity ID	Activity Name	2019				
		Jan	Feb	Mar	Apr	May
LMRWA1340	Road Pavement	Road Pavement				
LMRWA1241	Street Furniture(Including eastbound)	Street Furniture(Inclu				
LMRWA1242	Sign Gantry(Including eastbound)	Sign Gantry(Includ				
LMRWA1370	Footpath Pavement	Footpath Pa				
Lung Mun Road (Eastbound)		Lung Mun Road (E				
LMREA1070	Road Pavement	Road Pavement				
LMREA1090	Footpath Pavement	Footpath Pavement				
Utilites installation ,road and drainage works for East Portal		Utilites installation ,road and drainage works for East				
EPA1160	Irrigation System	Irrigation System				
Utilites installation ,road and drainage works near portion D		Utilites installation ,road and drainage works near port				
TOLLA1170	Footpath Pavement	Footpath Pavement				
Sewage, Irrigation and Road& Drainage Works		Sewage, Irrigation and Road& Drainage Works				
SAI10050	Sewage, irrigation and road&drainage works - G1&H1-south side	Sewage, irrigation and road&drainage works - G1&				
Section 6		Section				
SEC61000	Landscape softworks in KD-1 area	Landscape softworks in KD-1 area				
SEC61020	Landscape softworks in KD-2 area	Landscape softw				
SEC61040	Landscape softworks in KD-3 area	Lansca				
Section 8		▼ Section 8				
SEC81050	KD-11	◆ KD-11				
Achievement of Key Dates		Achievemen				
AK10430	Achievement of KD-3(Stage 3) for RW_G					
AK10145	Achievement of KD-5(Section 2)for Bridge G2	ment of KD-5(Section 2)for Bridge G2				
AK10160	Achievement of KD-5(Section 2)for Bridge G1	ment of KD-5(Section 2)for Bridge G1				

█ Remaining Level of Effort █ Critical Remaining Work
█ Actual Work ◆ Milestone
█ Remaining Work ▼ Summary

**CRBC - Kaden JV
Three-Month Rolling Programme**

Date	Revision	Checked	Approved
26-02-19	4		

Activity ID	Activity Name	2019				
		Jan	Feb	Mar	Apr	May
AK10180	Achievement of KD-5(Section 2)for Bridge H1					
AK10240	Achievement of KD-5(Section 2) for RW_E					
AK10050	Achievement of KD-4 (Section 1) for Footbridge					
AK10070	Achievement of KD-4(Section 1) for RW_B					
AK10110	Achievement of KD4 (Section 1) for Toll Collector Subway(portion I)					
AK10100	Achievement of KD-4 (Section 1) for Toll Collector Bridge					
AK10010	Achievement of KD-4(section 1) for TD1					
AK10030	Achievement of KD-4(Section 1) for TD2					
AK10350	Achievement of KD-8(Section 5) for slope D					◆ Achievement of KD-8(Section:5) for s
AK10310	Achievement of KD-8(Section 5) for slope B					◆ Achievement of KD-8(Section:5) for s
AK10290	Achievement of KD-8(Section 5) for slope A					◆ Achievement of KD-8(Section:5) for s
AK10330	Achievement of KD-8(Section 5) for slope C					◆ Achievement of KD-8(Section:5) for s
AK10370	Achievement of KD-8(Section 5) for slope E					◆ Achievement of KD-8(Section:5) for s
AK10260	Achievement of KD-8(section 5) for TP_F					◆ Achievement of KD-8(section 5) for T
AK10400	Achievement of KD-3(Stage 3) for Roundabout works					◆ Achievement of KD-3(Stage 3) for Ro
AK10480	Achievement of KD-8(Section 5)for Road and drainage works near east portal					◆ Achievement of KD-8(Section 5)for R
AK10390	Achievement of KD-8(Section 5)for Vehicular Underpass					◆ Achievement of KD-8(Section 5)for V
AK10130	Achievement of KD-8(Section 5)for Toll Collector Subway(Portion X)					◆ Achievement of KD-8(Section 5)for T
AK10220	Achievement of KD-8(Section 5) for RW_A					◆ Achievement of KD-8(Section 5) for I
AK10200	Achievement of KD-3(Stage 3) for Sewer Box Culvert					◆ Achievement of KD-3(Stage 3) f
AK10455	Achievement of KD-3(Stage 3) for Road and draiange Works under TD1					◆ Achievement of KI
AK10460	Achievement of KD-6(Section 3) for Road and draiange Works under TD1					◆ Achieveme

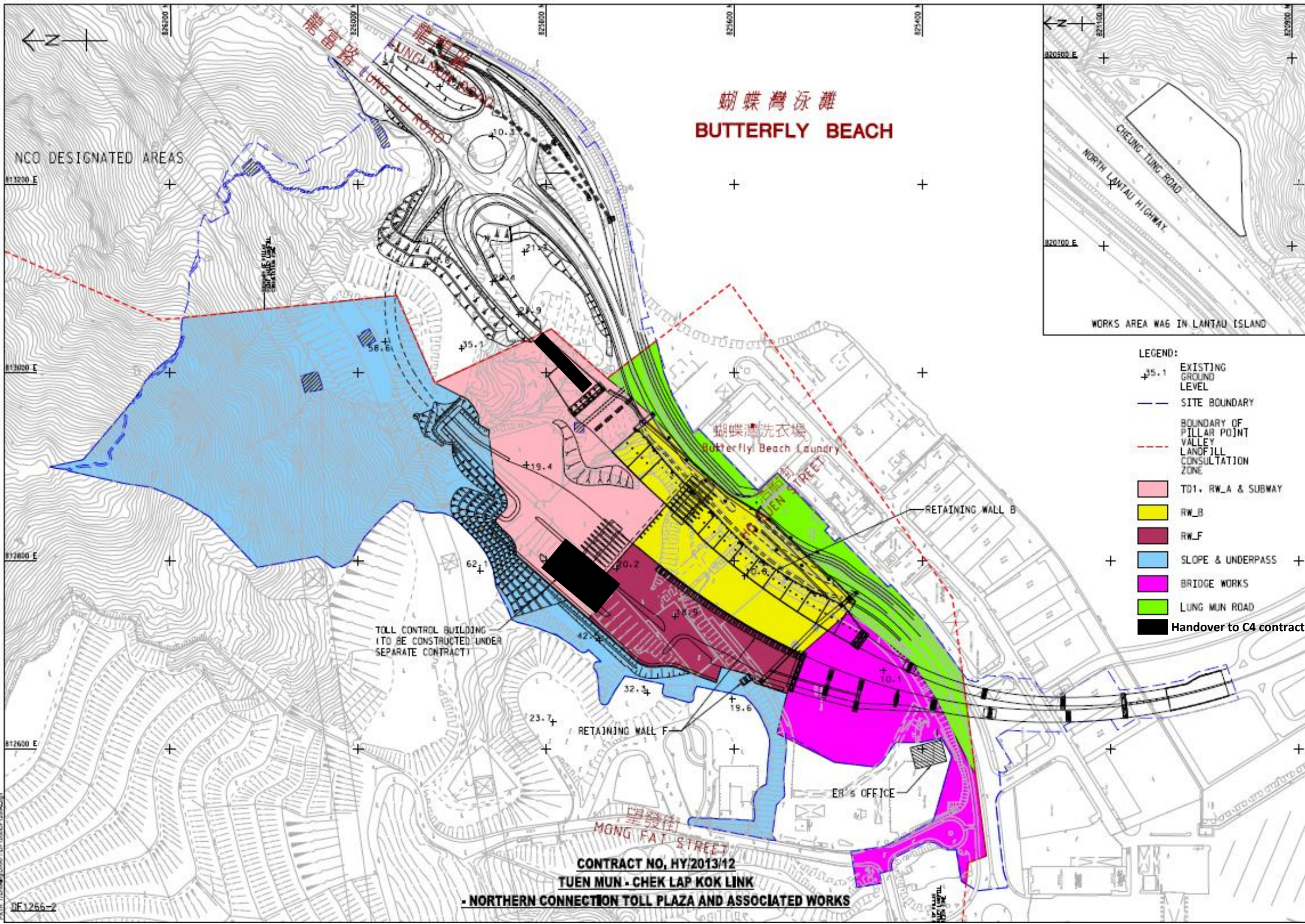
█ Remaining Level of Effort █ Critical Remaining Work
█ Actual Work ◆ Milestone
█ Remaining Work ▼ Summary

CRBC - Kaden JV
Three-Month Rolling Programme

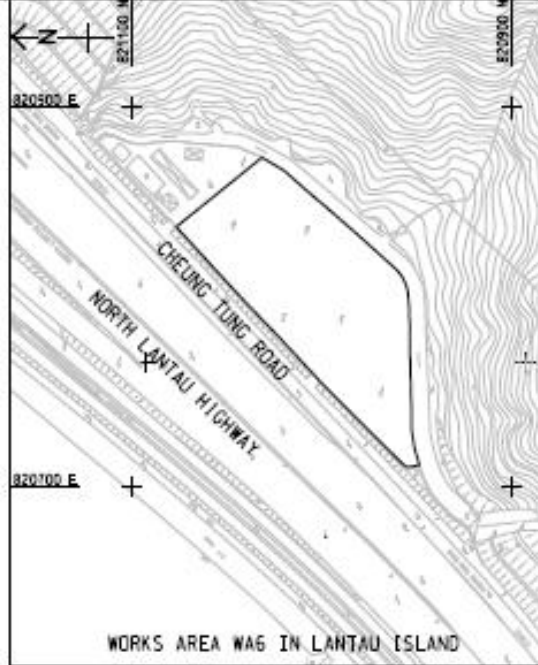
Date	Revision	Checked	Approved
26-02-19	4		

Appendix E

Monitoring Locations / Sensitive Receivers for the Contract



蝴蝶灣泳灘
BUTTERFLY BEACH



- LEGEND:
- +35.1 EXISTING GROUND LEVEL
 - SITE BOUNDARY
 - BOUNDARY OF PILLAR POINT VALLEY LANDFILL CONSULTATION ZONE
 - TD1, RW_A & SUBWAY
 - RW_B
 - RW_F
 - SLOPE & UNDERPASS
 - BRIDGE WORKS
 - LUNG MUN ROAD
 - Handover to C4 contract

TOLL CONTROL BUILDING
(TO BE CONSTRUCTED UNDER
SEPARATE CONTRACT)

蝴蝶灣洗衣場
Butterfly Beach Laundry

RETAINING WALL B

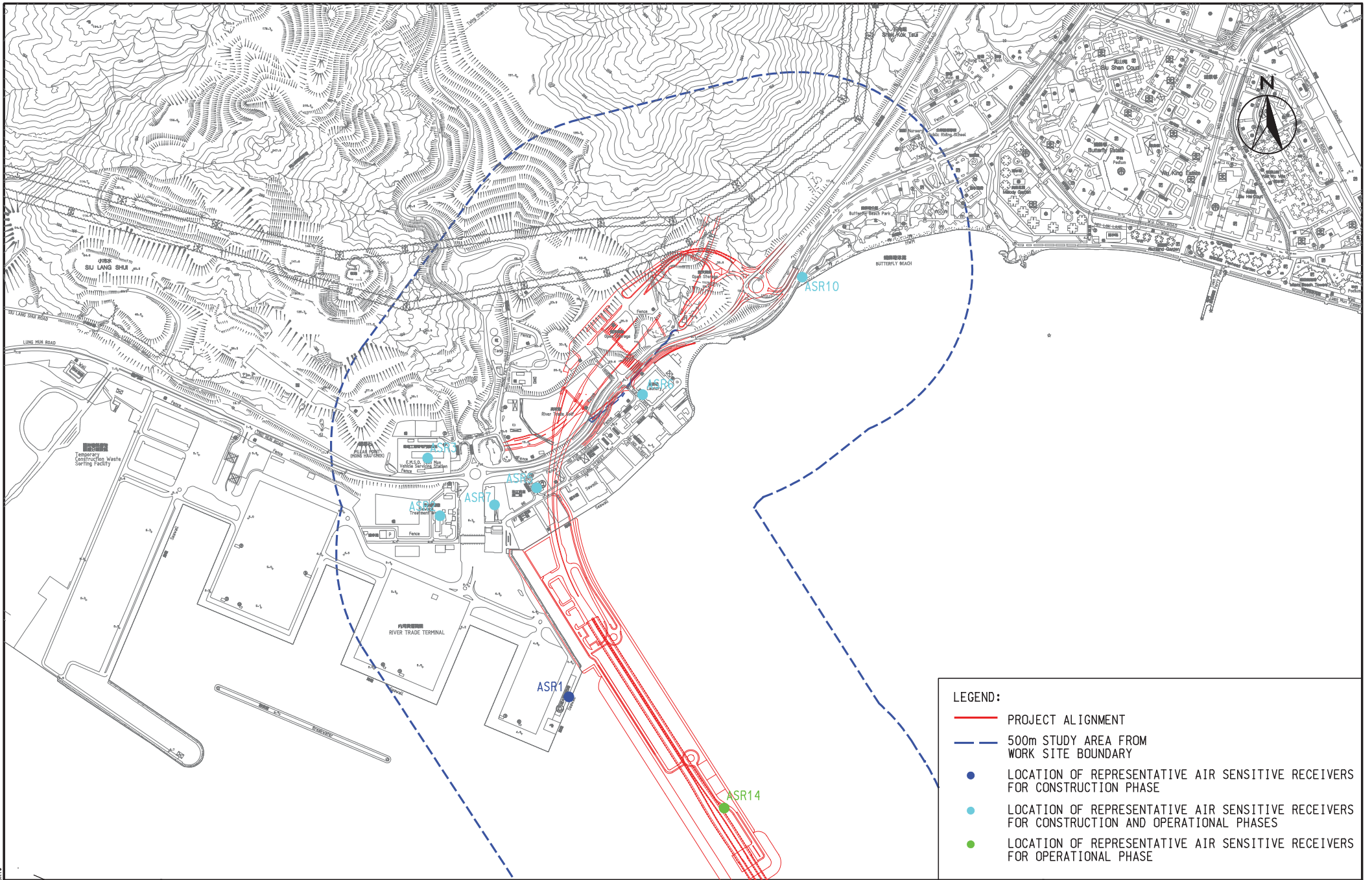
RETAINING WALL F

ER'S OFFICE

CONTRACT NO. HY/2013/12

TUEN MUN - CHEK LAP KOK LINK

NORTHERN CONNECTION TOLL PLAZA AND ASSOCIATED WORKS

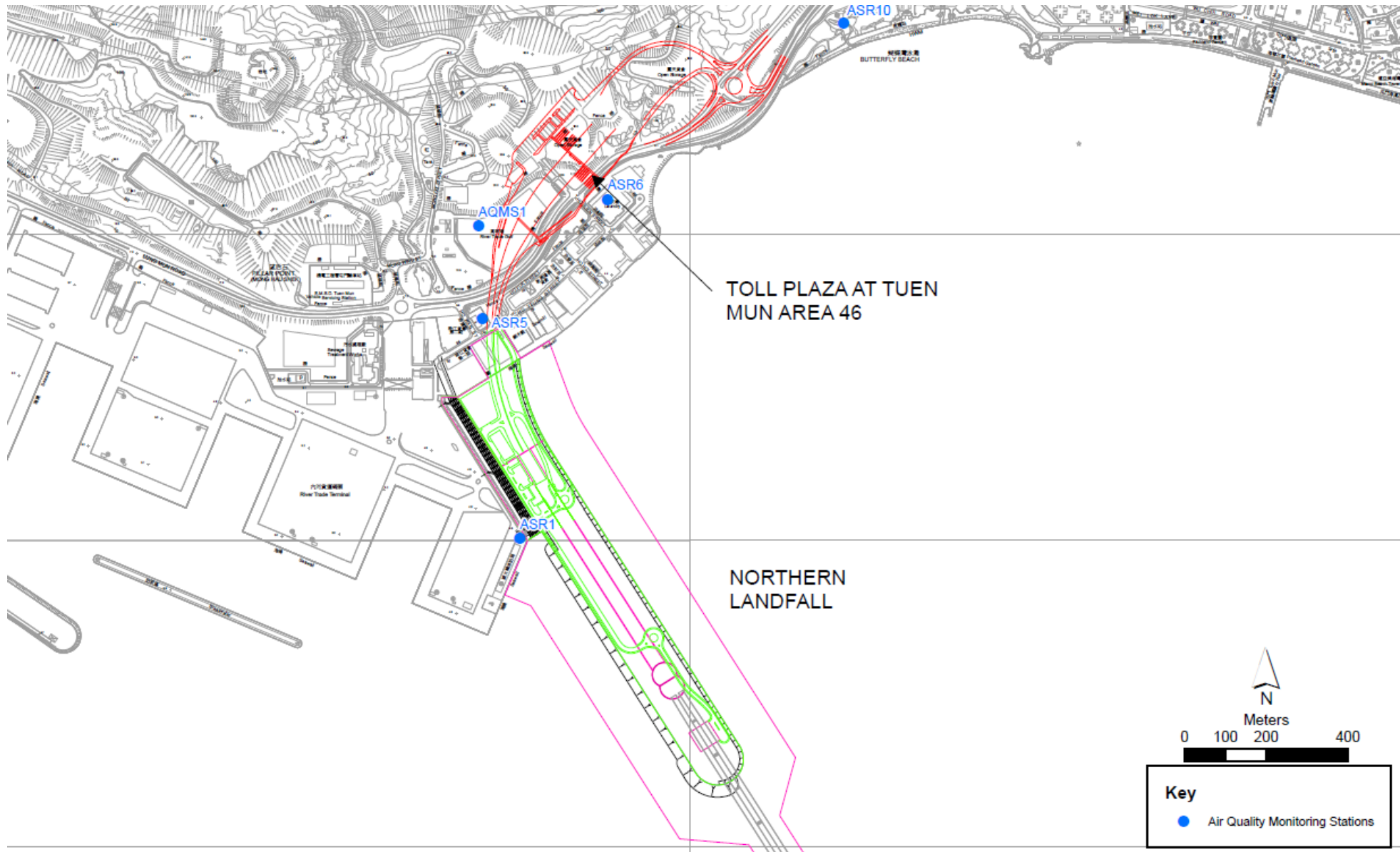


LEGEND:

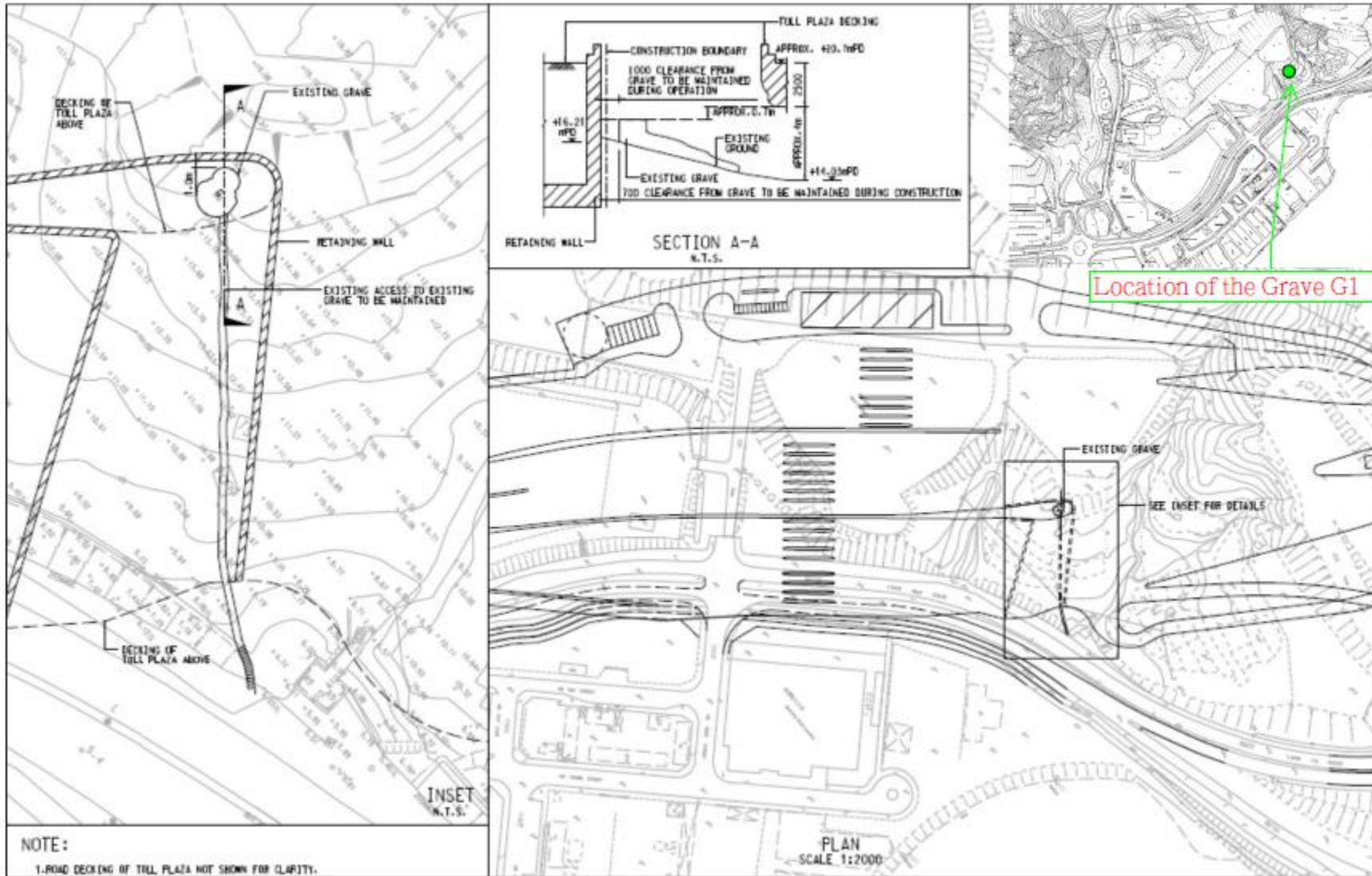
- PROJECT ALIGNMENT
- - - 500m STUDY AREA FROM WORK SITE BOUNDARY
- LOCATION OF REPRESENTATIVE AIR SENSITIVE RECEIVERS FOR CONSTRUCTION PHASE
- LOCATION OF REPRESENTATIVE AIR SENSITIVE RECEIVERS FOR CONSTRUCTION AND OPERATIONAL PHASES
- LOCATION OF REPRESENTATIVE AIR SENSITIVE RECEIVERS FOR OPERATIONAL PHASE

AGREEMENT NO. CE 52/2007(HY)
 TUEN MUN - CHEK LAP KOK LINK - INVESTIGATION
REPRESENTATIVE AIR SENSITIVE RECEIVERS

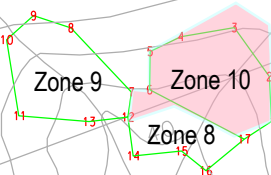
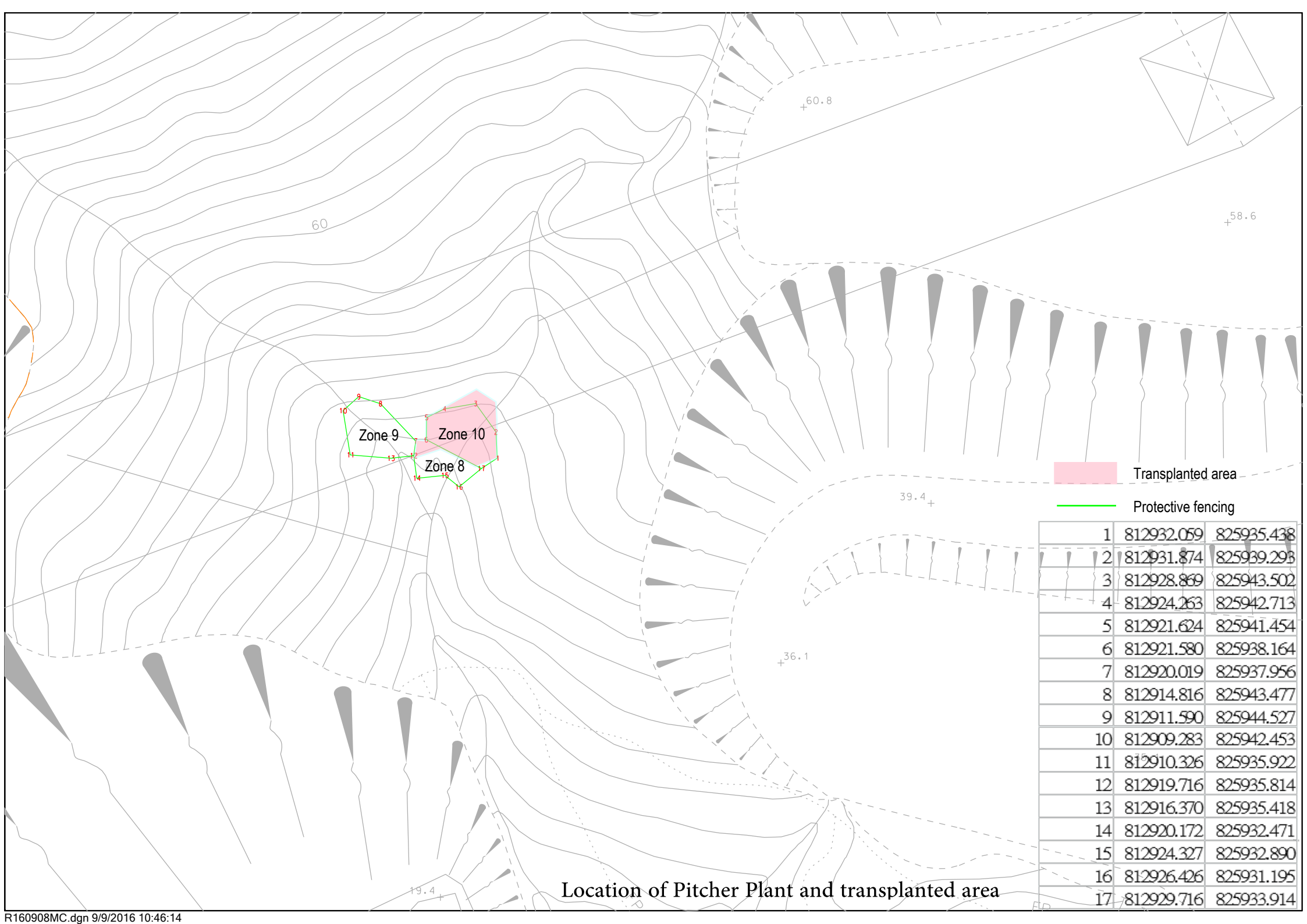
SCALE	1 : 10 000	DATE
-------	------------	------





Air Quality Monitoring Location



Location of the Grave G1



 Transplanted area
 Protective fencing

1	812932.059	825935.438
2	812931.874	825939.293
3	812928.869	825943.502
4	812924.263	825942.713
5	812921.624	825941.454
6	812921.580	825938.164
7	812920.019	825937.956
8	812914.816	825943.477
9	812911.590	825944.527
10	812909.283	825942.453
11	812910.326	825935.922
12	812919.716	825935.814
13	812916.370	825935.418
14	812920.172	825932.471
15	812924.327	825932.890
16	812926.426	825931.195
17	812929.716	825933.914

Location of Pitcher Plant and transplanted area

Appendix F

Event and Action Plan

Event and Action Plan for Air Quality

EVENT	ACTION			
	ET ⁽¹⁾	IEC ⁽¹⁾	SOR ⁽¹⁾	Contractor(s)
Action Level				
Exceedance recorded	<ol style="list-style-type: none"> 1 Identify the source. 2 Repeat measurements to confirm findings. If two consecutive measurements exceed Action Level, the exceedance is then confirmed. 3 Inform the IEC and the SOR 4 Investigate the cause of exceedance and check Contractor's working procedures to determine possible mitigation to be implemented. 5 If the exceedance is confirmed to be Project related after investigation, increase monitoring frequency to daily. 6 Discuss with the IEC and the Contractor on remedial actions required. 7 If exceedance continues, arrange meeting with the IEC and the SOR. 8 If exceedance stops, cease additional monitoring. 	<ol style="list-style-type: none"> 1 Check monitoring data submitted by the ET. 2 Check the Contractor's working method. 3 If the exceedance is confirmed to be Project related after investigation, discuss with the ET and the Contractor on possible remedial measures. 4 Advise the SOR on the effectiveness of the proposed remedial measures. 5 Supervisor implementation of remedial measures. 	<ol style="list-style-type: none"> 1 Confirm receipt of notification of failure in writing. 2 Notify the Contractor. 3 Ensure remedial measures properly implemented. 	<ol style="list-style-type: none"> 1 Rectify any unacceptable practice. 2 Amend working methods if appropriate 3 If the exceedance is confirmed to be Project related, submit proposals for remedial actions to IEC within 3 working days of notification 4 Implement the agreed proposals 5 Amend proposal if appropriate.
Limit Level				
Exceedance recorded	<ol style="list-style-type: none"> 1. Identify the source. 2. Repeat measurement to confirm finding. If two consecutive measurements exceed Limit Level, the exceedance is then confirmed. 3. Inform the IEC, the SOR, the DEP and the Contractor. 4. Investigate the cause of exceedance and check Contractor's working procedures to determine possible mitigation to be implemented. 5. If the exceedance is confirmed to be Project related after investigation, increase monitoring frequency to daily. 6. Carry out analysis of the Contractor's working procedures to determine possible mitigation to be implemented. 7. Arrange meeting with the IEC and the SOR to discuss the remedial actions to be taken. 8. Assess effectiveness of the Contractor's remedial actions and keep the IEC, the DEP and the SOR informed of the results. 9. If exceedance stops, cease additional monitoring. 	<ol style="list-style-type: none"> 1 Check monitoring data submitted by the ET. 2 Check Contractor's working method. 3 If the exceedance is confirmed to be Project related after investigation, discuss with the ET and the Contractor on possible remedial measures. 4 Advise the SOR on the effectiveness of the proposed remedial measures. 5 Supervisor implementation of remedial measures. 	<ol style="list-style-type: none"> 1. Confirm receipt of notification of failure in writing. 2. Notify the Contractor. 3. If the exceedance is confirmed to be Project related after investigation, in consultation with the IEC, agree with the Contractor on the remedial measures to be implemented. 4. Ensure remedial measures are properly implemented. 5. If exceedance continues, consider what activity of the work is responsible and instruct the Contractor to stop that activity of work until the exceedance is abated. 	<ol style="list-style-type: none"> 1 Take immediate action to avoid further exceedance. 2 If the exceedance is confirmed to be Project related after investigation, submit proposals for remedial actions to IEC within 3 working days of notification. 3 Implement the agreed proposals. 4 Amend proposal if appropriate. 5 Stop the relevant activity of works as determined by the SOR until the exceedance is abated.

Event and Action Plan for Landscape and Visual Impact

EVENT ACTION LEVEL	ACTION			
	ET	IEC	ER	Contractor
Design Check	<ul style="list-style-type: none"> Check final design conforms to the requirements of EP and prepare report. 	<ul style="list-style-type: none"> Check report. Recommend remedial design if necessary 	<ul style="list-style-type: none"> Undertake remedial design if necessary 	
Non- conformity on one occasion	<ul style="list-style-type: none"> Identify Source Inform IEC and ER Discuss remedial actions with IEC, ER and Contractor Monitor remedial actions until rectification has been completed 	<ul style="list-style-type: none"> Check report Check Contractor's working method Discuss with ET and Contractor on possible remedial measures Advise ER on effectiveness of proposed remedial measures. Check implementation of remedial measures 	<ul style="list-style-type: none"> Notify Contractor Ensure remedial measures are properly implemented 	<ul style="list-style-type: none"> Amend working methods Rectify damage and undertake any necessary replacement
Repeated Non-conformity	<ul style="list-style-type: none"> Identify Source Inform IEC and ER Increase monitoring frequency Discuss remedial actions with IEC, ER and Contractor Monitor remedial actions until rectification has been completed If nonconformity stops, cease additional monitoring 	<ul style="list-style-type: none"> Check monitoring report Check Contractor's working method Discuss with ET and Contractor on possible remedial measures Advise ER on effectiveness of proposed remedial measures Supervise implementation of remedial measures 	<ul style="list-style-type: none"> Notify Contractor Ensure remedial measures are properly implemented 	<ul style="list-style-type: none"> Amend working methods Rectify damage and undertake any necessary replacement

Event / Action Plan for Cultural Heritage

Action Level	ET	IC (E)	ER	Contractor
Non- conformity on one occasion	<ol style="list-style-type: none"> 1. Identify Source 2. Inform the IEC and the ER 3. Discuss remedial actions with the IEC, the ER and the Contractor 4. Monitor remedial actions until rectification has been completed 	<ol style="list-style-type: none"> 1. Check report 2. Check the Contractor's working method 3. Discuss with the ET and the Contractor on possible remedial measures 4. Advise the ER on effectiveness of proposed remedial measures. 5. Check implementation of remedial measures. 	<ol style="list-style-type: none"> 1. Notify Contractor 2. Ensure remedial measures are properly implemented 	<ol style="list-style-type: none"> 1. Amend working methods 2. Rectify damage and undertake any necessary replacement
Repeated Non-conformity	<ol style="list-style-type: none"> 1. Identify Source 2. Inform the IC(E) and the ER 3. Increase monitoring frequency 4. Discuss remedial actions with the IC(E), the ER and the Contractor 5. Monitor remedial actions until 6. rectification has been completed 7. If exceedance stops, cease additional monitoring 	<ol style="list-style-type: none"> 1. Check monitoring report 2. Check the Contractor's working method 3. Discuss with the ES and the Contractor on possible remedial measures 4. Advise the ER on effectiveness of proposed remedial measures 5. Supervise implementation of remedial measures. 	<ol style="list-style-type: none"> 1. Notify the Contractor 2. Ensure remedial measures are properly implemented 	<ol style="list-style-type: none"> 1. Amend working methods 2. Rectify damage and undertake any necessary replacement

Note:

ET – Environmental Specialist, IEC – Independent Environmental Checker, ER – Engineer’s Representative

Event / Action Plan for General Ecology

Action Level	ET	IEC	ER	Contractor
Non-conformity on one occasion	<ul style="list-style-type: none"> Identify Source Inform the IEC and the ER Discuss remedial actions with the IEC, the ER and the Contractor Monitor remedial actions until rectification has been completed 	<ul style="list-style-type: none"> Check report Check the Contractor's working method Discuss with the ET and the Contractor on possible remedial measures Advise the ER on effectiveness of proposed remedial measures. Check implementation of remedial measures. 	<ul style="list-style-type: none"> Notify Contractor Ensure remedial measures are properly implemented Consider and instruct, if necessary, the Contractor to slow down or to stop all or part of the works in the case of a serious nonconformity until situation rectified. 	<ul style="list-style-type: none"> Amend working methods Rectify damage and undertake any necessary replacement
Repeated Non conformity	<ul style="list-style-type: none"> Identify Source Inform the IC(E) and the ER Increase monitoring frequency Discuss remedial actions with the IC(E), the ER and the Contractor Monitor remedial actions until rectification has been completed If exceedance stops, cease additional monitoring 	<ul style="list-style-type: none"> Check monitoring report Check the Contractor's working method Discuss with the ES and the Contractor on possible remedial measures Advise the ER on effectiveness of proposed remedial measures Supervise implementation of remedial measures 	<ul style="list-style-type: none"> Notify the Contractor Ensure remedial measures are properly implemented Consider and instruct, if necessary, the Contractor to slow down or to stop all or part of the works in the case of a serious nonconformity until situation rectified. 	<ul style="list-style-type: none"> Amend working methods Rectify damage and undertake any necessary replacement

Note:

ET – Environmental Specialist, IC(E) – Independent Checker (Environmental), ER – Engineer’s Representative

Actions in the Event of Landfill Gas being Detected in Excavation / Confined Area

Parameter	Measurement	Action
Oxygen	< 19%	- Ventilate to restore oxygen to > 19%
	< 18%	- Stop work - Evacuate personnel / prohibit entry - Increase ventilation to restore to > 19%
Methane	> 10% LEL (> 0.5% v/v)	- Prohibit hot work - Ventilate to restore methane to < 10% LEL
	> 20% LEL (>1% v/v)	- Stop work - Evacuate personnel / prohibit entry - Increase ventilation to restore to < 10%
Carbon Dioxide	> 0.5%	- Ventilate to restore oxygen to < 0.5%
	> 1.5%	- Stop work - Evacuate personnel / prohibit entry - Increase ventilation to restore to < 0.5%

Appendix G

Monitoring Schedule

Impact Monitoring Schedule for February 2019

Date		Landfill Gas Monitoring	Landscape and Visual Monitoring
Fri	1-February-19	✓	✓
Sat	2-February-19	✓	
Sun	3-February-19		
Mon	4-February-19	✓	
Tue	5-February-19		
Wed	6-February-19		
Thu	7-February-19		
Fri	8-February-19	✓	✓
Sat	9-February-19	✓	
Sun	10-February-19		
Mon	11-February-19	✓	
Tue	12-February-19	✓	
Wed	13-February-19	✓	
Thu	14-February-19	✓	
Fri	15-February-19	✓	✓
Sat	16-February-19	✓	
Sun	17-February-19		
Mon	18-February-19	✓	
Tue	19-February-19	✓	
Wed	20-February-19	✓	
Thu	21-February-19	✓	
Fri	22-February-19	✓	✓
Sat	23-February-19	✓	
Sun	24-February-19		
Mon	25-February-19	✓	
Tue	26-February-19	✓	
Wed	27-February-19	✓	
Thu	28-February-19	✓	

✓	Monitoring Day
	Sunday or Public Holiday

Impact Monitoring Schedule for March 2019

Date		Landfill Gas Monitoring	Landscape and Visual Monitoring
Fri	1-March-19	✓	✓
Sat	2-March-19	✓	
Sun	3-March-19		
Mon	4-March-19	✓	
Tue	5-March-19	✓	
Wed	6-March-19	✓	
Thu	7-March-19	✓	
Fri	8-March-19	✓	✓
Sat	9-March-19	✓	
Sun	10-March-19		
Mon	11-March-19	✓	
Tue	12-March-19	✓	
Wed	13-March-19	✓	
Thu	14-March-19	✓	
Fri	15-March-19	✓	✓
Sat	16-March-19	✓	
Sun	17-March-19		
Mon	18-March-19	✓	
Tue	19-March-19	✓	
Wed	20-March-19	✓	
Thu	21-March-19	✓	
Fri	22-March-19	✓	✓
Sat	23-March-19	✓	
Sun	24-March-19		
Mon	25-March-19	✓	
Tue	26-March-19	✓	
Wed	27-March-19	✓	
Thu	28-March-19	✓	
Fri	29-March-19	✓	✓
Sat	30-March-19	✓	
Sun	31-March-19		

✓	Monitoring Day
	Sunday or Public Holiday

Appendix H

Calibration Certificates of Monitoring Equipment

CERTIFICATION OF CALIBRATION



Geotech

Date Of Calibration: 05-Jul-2018

Certificate Number: G503226_2/20909

ISSUED BY: GEOTECHNICAL INSTRUMENTS (UK) LTD

Customer: Fugro Geotechnical Services Ltd
Units 6 8-11 10/F Worldwide Industrial Centre 43-47 Shan Mei Street
Fo Tan Sha Tin, N.T. HONG KONG

Description: Gas Analyser

Model: BIOGAS 5000

Serial Number: G503226

UKAS Accredited results:

Results after adjustment :

Methane (CH ₄)		
Certified Gas (%)	Instrument Reading (%)	Uncertainty (%)
5.0	4.8	0.41
15.0	14.9	0.64
50.0	49.1	0.94

Carbon Dioxide (CO ₂)		
Certified Gas (%)	Instrument Reading (%)	Uncertainty (%)
5.0	4.9	0.43
15.0	14.9	0.70
50.0	50.0	1.1

Oxygen (O ₂)		
Certified Gas (%)	Instrument Reading (%)	Uncertainty (%)
21.0	21.1	0.31

The inwards assessment was carried out 26-Jun-2018.

The maximum adjustment was less than the inwards assessment uncertainty.

Inwards assessment data is available if requested.

All concentrations are molar.

CH₄, CO₂ readings recorded at : 36.4 °C ± 2.5 °C

O₂ readings recorded at : 25.9 °C ± 2.5 °C

Barometric Pressure : 1009 mbar ± 4 mbar

Method of Test : The analyser is calibrated in a temperature controlled chamber using a series of reference gases, in compliance with procedure LP004.

This certificate is issued in accordance with the laboratory accreditation requirements of the United Kingdom Accreditation Service. It provides traceability of measurement to the SI system of units and/or to units of measurement realised at the National Physical Laboratory or other recognised national metrology institutes. This certificate may not be reproduced other than in full, except with the prior written approval of the issuing laboratory.

Calibration Instance:98 IGC Instance:97

Page 1 of 2 | LP015GIUKAS-2.4

CERTIFICATION OF CALIBRATION



Date Of Calibration: 05-Jul-2018

Certificate Number: G503226_2/20909

ISSUED BY: GEOTECHNICAL INSTRUMENTS (UK) LTD

The reported expanded uncertainty is based on a standard uncertainty multiplied by a coverage factor of $k=2$, providing a level of confidence of approximately 95%. The uncertainty evaluation has been carried out in accordance with UKAS requirements.

Calibrations marked 'Non-UKAS Accredited results' on this certificate have been included for completeness.

Non-UKAS accredited results after adjustment:

Barometer (mbar)	
Reference	Instrument Reading
1009	1009

Date of Issue : 06-Jul-2018

Approved by Signatory

Jeremy Dunn

Laboratory Inspection

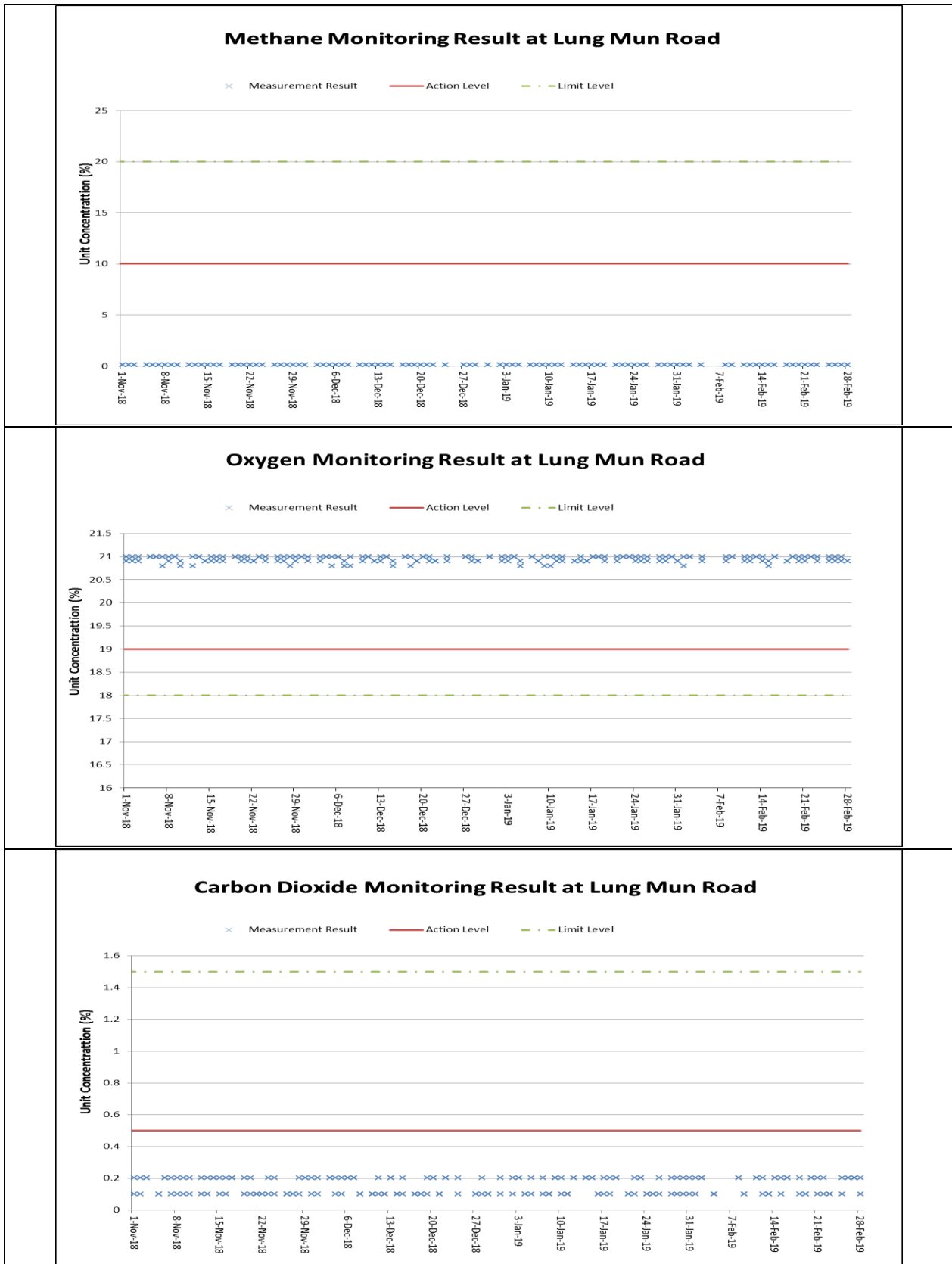
This certificate is issued in accordance with the laboratory accreditation requirements of the United Kingdom Accreditation Service. It provides traceability of measurement to the SI system of units and/or to units of measurement realised at the National Physical Laboratory or other recognised national metrology institutes. This certificate may not be reproduced other than in full, except with the prior written approval of the issuing laboratory.

Calibration Instance:98 IGC Instance:97

Page 2 of 2 | LP015GIUKAS-2.4

Appendix I

Landfill Gas Monitoring Results and Graphical Plots



Annotation:
 During 1 to 28 February 2019, major construction activity at Lung Mun Road and the specified works included excavation, blinding, formworking, steel-fixing and concreting. The weather condition varied from sunny to rainy. The monitoring data was provided by the Contractor followed to their QA/QC control.

Landfill Gas Monitoring Results (Lung Mun Road)

Monitoring Location	Date	Time	Weather	Temperature (°C)	Methane (%)			Oxygen (%)			Carbon Dioxide (%)		
					Measurement Result	Action Level	Limit Level	Measurement Result	Action Level	Limit Level	Measurement Result	Action Level	Limit Level
Lung Mun Road	1/2/2019	8:00	Sunny	17	0.1	10	20	20.9	19	18	0.2	0.5	1.5
	1/2/2019	14:00		22	0.1	10	20	21	19	18	0.1	0.5	1.5
	2/2/2019	8:00	Cloudy	17	0.1	10	20	20.8	19	18	0.2	0.5	1.5
	2/2/2019	14:00		21	0.1	10	20	21	19	18	0.2	0.5	1.5
	4/2/2019	8:00	Fine	20	0.1	10	20	21	19	18	0.1	0.5	1.5
	4/2/2019	14:00		26	0.1	10	20	20.9	19	18	0.1	0.5	1.5
	8/2/2019	8:00	Cloudy	19	0.1	10	20	21	19	18	0.2	0.5	1.5
	8/2/2019	14:00		25	0.1	10	20	21	19	18	0.2	0.5	1.5
	9/2/2019	8:00	Cloudy	18	0.1	10	20	20.9	19	18	0.1	0.5	1.5
	9/2/2019	14:00		20	0.1	10	20	21	19	18	0.1	0.5	1.5
	11/2/2019	8:00	Cloudy	17	0.1	10	20	21	19	18	0.2	0.5	1.5
	11/2/2019	14:00		19	0.1	10	20	20.9	19	18	0.2	0.5	1.5
	12/2/2019	8:00	Cloudy	17	0.1	10	20	21	19	18	0.2	0.5	1.5
	12/2/2019	14:00		22	0.1	10	20	20.9	19	18	0.1	0.5	1.5
	13/2/2019	8:00	Sunny	19	0.1	10	20	21	19	18	0.1	0.5	1.5
	13/2/2019	14:00		25	0.1	10	20	21	19	18	0.1	0.5	1.5
	14/2/2019	8:00	Sunny	19	0.1	10	20	21	19	18	0.2	0.5	1.5
	14/2/2019	14:00		25	0.1	10	20	21	19	18	0.2	0.5	1.5
	15/2/2019	8:00	Sunny	19	0.1	10	20	20.9	19	18	0.2	0.5	1.5
	15/2/2019	14:00		23	0.1	10	20	20.8	19	18	0.1	0.5	1.5
	16/2/2019	8:00	Fine	20	0.1	10	20	20.9	19	18	0.2	0.5	1.5
	16/2/2019	14:00		26	0.1	10	20	21	19	18	0.2	0.5	1.5
	18/2/2019	8:00	Rain	16	0.1	10	20	21	19	18	0.2	0.5	1.5
	18/2/2019	14:00		19	0.1	10	20	20.9	19	18	0.1	0.5	1.5
	19/2/2019	8:00	Rain	18	0.1	10	20	20.9	19	18	0.1	0.5	1.5
	19/2/2019	14:00		23	0.1	10	20	21	19	18	0.1	0.5	1.5
	20/2/2019	8:00	Cloudy	21	0.1	10	20	21	19	18	0.2	0.5	1.5
	20/2/2019	14:00		25	0.1	10	20	21	19	18	0.2	0.5	1.5
	21/2/2019	8:00	Fine	20	0.1	10	20	20.9	19	18	0.2	0.5	1.5
	21/2/2019	14:00		23	0.1	10	20	21	19	18	0.1	0.5	1.5
	22/2/2019	8:00	Cloudy	18	0.1	10	20	20.9	19	18	0.1	0.5	1.5
	22/2/2019	14:00		24	0.1	10	20	21	19	18	0.2	0.5	1.5
23/2/2019	8:00	Rain	16	0.1	10	20	21	19	18	0.1	0.5	1.5	
23/2/2019	14:00		20	0.1	10	20	21	19	18	0.1	0.5	1.5	
25/2/2019	8:00	Hazy	16	0.1	10	20	20.9	19	18	0.2	0.5	1.5	
25/2/2019	14:00		19	0.1	10	20	20.9	19	18	0.1	0.5	1.5	
26/2/2019	8:00	Cloudy	17	0.1	10	20	21	19	18	0.2	0.5	1.5	
26/2/2019	14:00		19	0.1	10	20	20.9	19	18	0.2	0.5	1.5	
27/2/2019	8:00	Cloudy	18	0.1	10	20	21	19	18	0.2	0.5	1.5	
27/2/2019	14:00		23	0.1	10	20	21	19	18	0.2	0.5	1.5	
28/2/2019	8:00	Hazy	20	0.1	10	20	20.9	19	18	0.1	0.5	1.5	
28/2/2019	14:00		27	0.1	10	20	20.9	19	18	0.2	0.5	1.5	

Remark:

Parameter	Criteria	Measurement
Oxygen	Action Level	< 19%
	Limit Level	< 18%
Methane	Action Level	> 10% LEL (> 0.5% v/v)
	Limit Level	> 20% LEL (>1% v/v)
Carbon Dioxide	Action Level	> 0.5%
	Limit Level	> 1.5%

Appendix J

Investigation Report for Exceedance

Contract No. HY/2013/12
Tuen Mun - Chek Lap Kok Link - Northern Connection Toll Plaza and Associated Works

Investigation Report on Action or Limit Level Non-compliance

Date	16 February 2019
Environmental Aspect	Air Quality
Parameter	24-hour TSP
Monitoring Location	ASR1 (Tuen Mun Fireboat Station)
Measurement Period	11:58-11:58 Next Day
Action Level (ug/m³)	213
Limit Level (ug/m³)	260
Measured Level (ug/m³)	237
Exceedance	Action Level
Possible reason for Action or Limit Level Non-compliance	<ol style="list-style-type: none"> 1. According to site information provided by CRBC-Kaden JV, drainage Works at East Portal, remedial works at Footbridge, construction of Retaining wall G & parapet at Portion H and road pavement works at Lung Mun Road were conducted on 16 February 2019 and no construction activity was undertaken on 17 February 2019 due to public holiday. 2. To reduce dust impact arising from the construction, mitigation measures for construction dust control were implemented during the normal construction day. They include the followings:- <ul style="list-style-type: none"> • water trucks were arranged on haul road to keep road surface wet (refer to photo 1, 8 and water spraying record) • for un-accessible area, water spraying by workers was provided (refer to photo 2 and water spraying record) • Hydro seeding or covered part of the exposed slopes and stockpile by tarpaulin sheet (refer to Photo 3 to 5) • to set speed control at 8 km/hr for all vehicles using the haul road (refer to photo 6 and 7) • stockpile which stored over-night and during the holiday would be covered with tarpaulin sheet 3. According to the wind station setting up at ASR5 under Contract No. HY/2012/08, south-easterly to east wind at 1.3 to 5.4 m/s was blowing between 11:00 to 11:00 (next day). 4. During the time of exceedances were recorded at ASR1, all major works areas were located at the downstream of the monitoring stations. Another, the monitoring station ASR1 was located more than 500m form major works area. Another, most of the construction site areas near ASR1 was hard paved. It is unlikely to create heavy construction dust impact. Furthermore, review the monitoring result at other monitoring stations which was located more closely to the major works area Portion H and Lung Mun Road no exceedance was recorded at similar time.

	<p>5. During the weekly joint site inspection with ER, Contractor and ET on 12 & 19 February 2019, no dust emitted from the works area was observed during the inspection. Also ER agreed that dust mitigation measures were implemented properly at those works area during the time of monitoring according to the water spraying record. The ET observed that the contractor had properly implemented the dust mitigation measure under EMIS requirement and no environmental issue related to dust aspect was observed. (Ref. to Photo 8 to 10 and water spraying record)</p> <p>6. Therefore the exceedance of Air Quality Monitoring at ASR1 was due to other pollutant source rather than the construction site.</p> <p>7. Based on the investigation as above, the exceedance is unlikely related to the Contract work and no corrective action was required accordingly.</p>
Action to be taken	<p>The contractor had been reminded to implement dust mitigation measures under the EMIS requirement. Another, ET will conduct audit and inspection regularly for the implemented dust mitigation measures during the construction period.</p>

Prepared By : T.W. Tam

Designation : Environmental Team Leader

Signature : 

Date : 11 March 2019

Photo Record



Photo 1 Watering of haul road by water truck to keep road surface wet



Photo 2 Water spraying by worker for un-accessible area.



Photo 3 Hydro seeding for the exposed slope at Retaining Wall B.



Photo 4 Covered part of the exposed slopes and stockpile by tarpaulin sheet.



Photo 5 Covered part of the exposed slopes and stockpile by tarpaulin sheet.



Photo 6 All vehicles using the haul road had enhanced to control the speed below 8km/hr to reduce dust emission.



Photo 7 All vehicles passing through the haul road at Lung Mun Road has enhanced to control the speed below 8km/hr to reduce dust emission.



Photo 8 Water spraying was observed at site haul road during the joint site inspection on 12 February 2019.



Photo 9 Water spraying was observed at site haul road during the joint site inspection on 19 February 2019.



Photo 10 During the joint site inspection on 12 February 2019 most of the site area was hard paved.




Photo 11 Remedial Works at Footbridge




Photo 12 Road pavement works at Lung Mun Road



Photo 13 Drainage Works at East Portal



Photo 14 All of the site area near ASR1 were hard paved

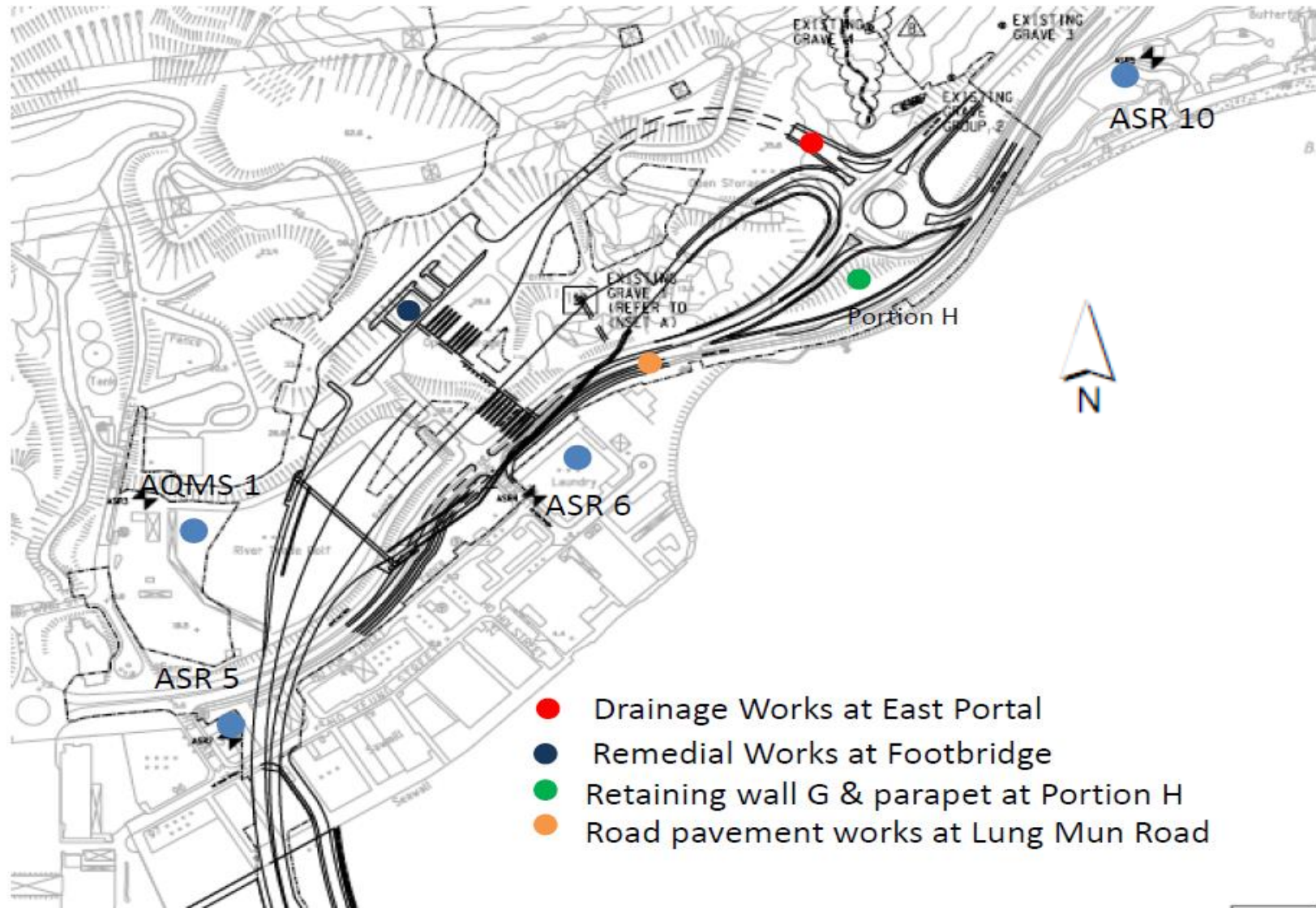


Figure 1. Location Plan

Scale 1 : 6000

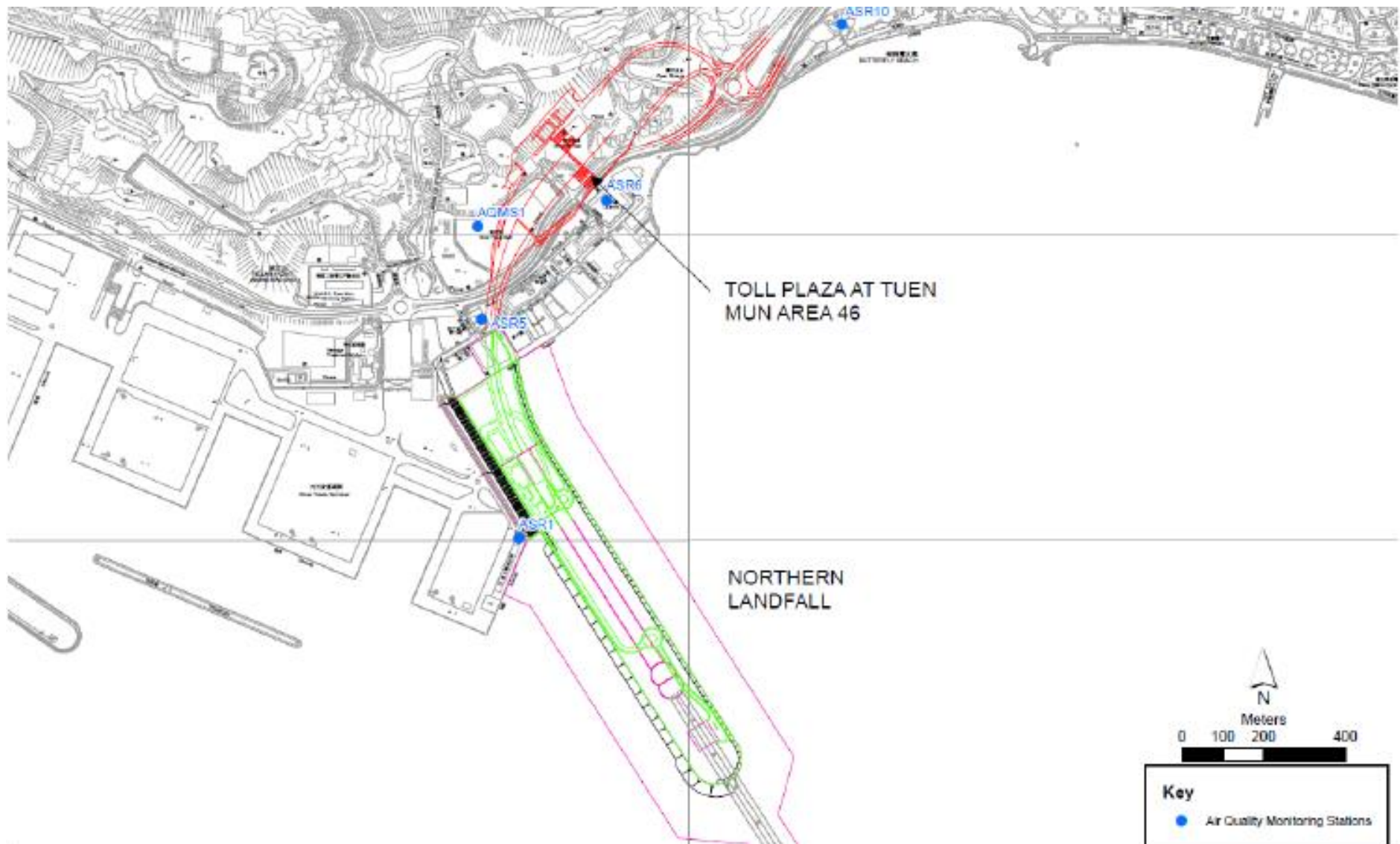


Figure 2. Air Monitoring Location

Table 1. TSP Monitoring Result of 16 February 2019

Air quality monitoring results on 16/2/2019								
Project	Works	Date	Station	Weather	Start time	Parameters	Results	Unit
TMCLKL	HY/2012/08	16/2/2019	AQMS1	Cloudy	9:03	1-hour TSP	50	ug/m3
TMCLKL	HY/2012/08	16/2/2019	AQMS1	Cloudy	10:05	1-hour TSP	88	ug/m3
TMCLKL	HY/2012/08	16/2/2019	AQMS1	Cloudy	11:07	1-hour TSP	90	ug/m3
TMCLKL	HY/2012/08	16/2/2019	ASR1	Cloudy	8:52	1-hour TSP	244	ug/m3
TMCLKL	HY/2012/08	16/2/2019	ASR1	Cloudy	9:54	1-hour TSP	223	ug/m3
TMCLKL	HY/2012/08	16/2/2019	ASR1	Cloudy	10:56	1-hour TSP	125	ug/m3
TMCLKL	HY/2012/08	16/2/2019	ASR10	Cloudy	8:22	1-hour TSP	81	ug/m3
TMCLKL	HY/2012/08	16/2/2019	ASR10	Cloudy	9:24	1-hour TSP	49	ug/m3
TMCLKL	HY/2012/08	16/2/2019	ASR10	Cloudy	10:26	1-hour TSP	64	ug/m3
TMCLKL	HY/2012/08	16/2/2019	ASR5	Cloudy	8:41	1-hour TSP	235	ug/m3
TMCLKL	HY/2012/08	16/2/2019	ASR5	Cloudy	9:43	1-hour TSP	99	ug/m3
TMCLKL	HY/2012/08	16/2/2019	ASR5	Cloudy	10:45	1-hour TSP	127	ug/m3
TMCLKL	HY/2012/08	16/2/2019	ASR6	Cloudy	8:32	1-hour TSP	133	ug/m3
TMCLKL	HY/2012/08	16/2/2019	ASR6	Cloudy	9:34	1-hour TSP	81	ug/m3
TMCLKL	HY/2012/08	16/2/2019	ASR6	Cloudy	10:36	1-hour TSP	67	ug/m3
TMCLKL	HY/2012/08	16/2/2019	AQMS1	Cloudy	12:09	24-hour TSP	57	ug/m3
TMCLKL	HY/2012/08	16/2/2019	ASR1	Cloudy	11:58	24-hour TSP	237	ug/m3
TMCLKL	HY/2012/08	16/2/2019	ASR10	Cloudy	11:28	24-hour TSP	35	ug/m3
TMCLKL	HY/2012/08	16/2/2019	ASR5	Cloudy	11:47	24-hour TSP	103	ug/m3
TMCLKL	HY/2012/08	16/2/2019	ASR6	Cloudy	11:38	24-hour TSP	76	ug/m3

Table 2. Wind Direction and Speed data during Air Quality Monitoring

Meteorological Data for Impact Monitoring in the reporting period			
Date (yy-mm-dd)	Time (24hrs)	Average of Wind Speed (m/s)	Average of Wind Direction(degree)
19/02/16	11:00	1.3	120
19/02/16	12:00	2.7	112
19/02/16	13:00	3.1	122
19/02/16	14:00	3.1	80
19/02/16	15:00	2.7	82
19/02/16	16:00	3.1	99
19/02/16	17:00	3.1	88
19/02/16	18:00	2.7	110
19/02/16	19:00	3.1	118
19/02/16	20:00	3.6	119
19/02/16	21:00	3.6	101
19/02/16	22:00	4	80
19/02/16	23:00	4.5	96
19/02/17	0:00	4	82
19/02/17	1:00	3.6	91
19/02/17	2:00	3.1	83
19/02/17	3:00	3.1	86
19/02/17	4:00	3.6	95
19/02/17	5:00	4.5	98
19/02/17	6:00	3.6	101
19/02/17	7:00	4	84
19/02/17	8:00	4.9	83
19/02/17	9:00	5.4	80
19/02/17	10:00	4.9	81
19/02/17	11:00	4.9	79

Remarks:

Wind speed and direction data was extracted from the weather station located at ASR5 set up by ET of Contract HY/2012/08

N 67286

地盆水車灑水記錄表(2019)


	星期日	星期一	星期二	星期三	星期四	星期五	星期六
	02月10日	02月11日	02月12日	02月13日	02月14日	02月15日	02月16日
8:00 - 8:30		✓	✓	✓	✓	✓	✓
8:30 - 9:00		✓	✓	✓	✓	✓	✓
9:00 - 9:30		✓	✓	✓	✓	✓	✓
9:30 - 10:00		✓	✓	✓	✓	✓	✓
10:00 - 10:30		✓	✓	✓	✓	✓	✓
10:30 - 11:00		✓	✓	✓	✓	✓	✓
11:00 - 11:30		✓	✓	✓	✓	✓	✓
11:30 - 12:00		✓	✓	✓	✓	✓	✓
12:00 - 12:30		✓	✓	✓	✓	✓	✓
12:30 - 13:00		✓	✓	✓	✓	✓	✓
13:00 - 13:30		✓	✓	✓	✓	✓	✓
13:30 - 14:00		✓	✓	✓	✓	✓	✓
14:00 - 14:30		✓	✓	✓	✓	✓	✓
14:30 - 15:00		✓	✓	✓	✓	✓	✓
15:00 - 15:30		✓	✓	✓	✓	✓	✓
15:30 - 16:00		✓	✓	✓	✓	✓	✓
16:00 - 16:30		✓	✓	✓	✓	✓	✓
16:30 - 17:00		✓	✓	✓	✓	✓	✓
17:00 - 17:30		✓	✓	✓	✓	✓	✓
17:30 - 18:00		✓	✓	✓	✓	✓	✓

Lai Kam Tin Lai Kam Tin Lai Kam Tin Lai Kam Tin Lai Kam Tin Lai Kam Tin Lai Kam Tin

Verified by Tommy Law (ES)
 Date 19/2/19

地盆水車灑水記錄表(2019)

	星期日	星期一	星期二	星期三	星期四	星期五	星期六
	02月10日	02月11日	02月12日	02月13日	02月14日	02月15日	02月16日
8:00 - 8:30		✓	✓	✓	✓	✓	✓
8:30 - 9:00		✓	✓	✓	✓	✓	✓
9:00 - 9:30		✓	✓	✓	✓	✓	✓
9:30 - 10:00		✓	✓	✓	✓	✓	✓
10:00 - 10:30		✓	✓	✓	✓	✓	✓
10:30 - 11:00		✓	✓	✓	✓	✓	✓
11:00 - 11:30		✓	✓	✓	✓	✓	✓
11:30 - 12:00		✓	✓	✓	✓	✓	✓
12:00 - 12:30		✓	✓	✓	✓	✓	✓
12:30 - 13:00		✓	✓	✓	✓	✓	✓
13:00 - 13:30		✓	✓	✓	✓	✓	✓
13:30 - 14:00		✓	✓	✓	✓	✓	✓
14:00 - 14:30		✓	✓	✓	✓	✓	✓
14:30 - 15:00		✓	✓	✓	✓	✓	✓
15:00 - 15:30		✓	✓	✓	✓	✓	✓
15:30 - 16:00		✓	✓	✓	✓	✓	✓
16:00 - 16:30		✓	✓	✓	✓	✓	✓
16:30 - 17:00		✓	✓	✓	✓	✓	✓
17:00 - 17:30		✓	✓	✓	✓	✓	✓
17:30 - 18:00		✓	✓	✓	✓	✓	✓



 黃 志 榮 啟

Verified by Tommy Lau (ES)

Date

18/2/19

地盆人手灑水記錄表(2019)

地點:	星期日	星期一	星期二	星期三	星期四	星期五	星期六
Porto L.	02月10日	02月11日	02月12日	02月13日	02月14日	02月15日	02月16日
8:00 - 8:30		✓	✓	✓	✓	✓	✓
8:30 - 9:00		✓	✓	✓	✓	✓	✓
9:00 - 9:30		✓	✓	✓	✓	✓	✓
9:30 - 10:00		✓	✓	✓	✓	✓	✓
10:00 - 10:30		✓	✓	✓	✓	✓	✓
10:30 - 11:00		✓	✓	✓	✓	✓	✓
11:00 - 11:30		✓	✓	✓	✓	✓	✓
11:30 - 12:00		✓	✓	✓	✓	✓	✓
12:00 - 12:30		✓	✓	✓	✓	✓	✓
12:30 - 13:00		✓	✓	✓	✓	✓	✓
13:00 - 13:30		✓	✓	✓	✓	✓	✓
13:30 - 14:00		✓	✓	✓	✓	✓	✓
14:00 - 14:30		✓	✓	✓	✓	✓	✓
14:30 - 15:00		✓	✓	✓	✓	✓	✓
15:00 - 15:30		✓	✓	✓	✓	✓	✓
15:30 - 16:00		✓	✓	✓	✓	✓	✓
16:00 - 16:30		✓	✓	✓	✓	✓	✓
16:30 - 17:00		✓	✓	✓	✓	✓	✓
17:00 - 17:30		✓	✓	✓	✓	✓	✓
17:30 - 18:00		✓	✓	✓	✓	✓	✓

Verified by Tommy Law (ES)

Date

18/2/17

Appendix K

Checklist for Landscape and Visual Monitoring

Contract No. HY/2013/12

Tuen Mun – Chek Lap Kok Link – Northern Connection Toll Plaza and Associated Works



中國路橋
CRBC



Landscape and Visual Checklist

Monitoring Date: 01st Feb 2019

Item	Environmental Protection Measures	Location/ Timing	Implementation Agent	Status				Remarks
				A	UA	IR	NA	
1	Existing trees on boundary of the Project Area shall be carefully protected during construction. Detailed Tree Protection Specification shall be provided in the Contract Specification. Under this specification, the Contractor shall be required to submit, for approval, a detailed working method statement for the protection of trees prior to undertaking any works adjacent to all retained trees, including trees in contractor's works areas. (Tree protection measures will be detailed at Tree Removal Application stage)	All areas / During construction	Design Consultant/ Contractor	√				
2	Trees unavoidably affected by the works shall be transplanted where practical. Trees will be transplanted straight to their final receptor site and not held in a temporary nursery. A detailed Tree Transplanting Specification shall be provided in the Contract Specification. Sufficient time for necessary tree root and crown preparation periods shall be allowed in the project programme	All areas / During construction	Design Consultant/ Contractor	√				Tree Transplanting works conducted on 22-May-17.
3	Hillside and roadside screen planting to proposed roads, associated structures and slope works	All areas / During construction	Design Consultant/ Contractor				√	Construction of roads planting not commenced yet
4	Hydroseeding or sheeting of soil stockpiles with visually unobtrusive material (in earth tone)	All areas / During construction	Design Consultant/ Contractor				√	No stockpile in the reporting period
5	Screening of construction works by hoardings around works area in visually unobtrusive colours, to screen works	All areas / During construction	Design Consultant/ Contractor				√	For some area, erection of hoarding was not feasible due to the limitation of

								traffic sight line; water barrier with panel was used to screen works.
6	Control night-time lighting and glare by hooding all lights	All areas / During construction	Design Consultant/ Contractor	√				Only temporary traffic management lighting was applied.
7	Ensure no run-off into water body adjacent to the Project Area	All areas / During construction	Design Consultant/ Contractor	√				
8	Avoidance of excessive height and bulk of buildings and structures	All areas / During construction	Design Consultant/ Contractor				√	No high-rise building would be constructed.
9	Recycle/Reuse all felled trees and vegetation, e.g. mulching	All areas / During construction	Design Consultant/ Contractor				√	
10	Compensatory tree planting shall be provided to the satisfaction of relevant Government departments. Required numbers and locations of compensatory trees shall be determined and agreed separately with Government during the Tree Felling Application process under ETWBTC 3/2006	All areas / During construction	Design Consultant/ Contractor				√	Compensatory planting will be carry out in later stage of the project.

Legend: A=Acceptable, UA= Unacceptable, IR=Improvement Required, N/A=Not Applicable

Note: All item reference to Technical Memorandum on Environmental Impact Assessment, TM-CLKL EIA Section 10.9 & Project EM&A Manual Section 7.6


Checked and Monitored by: Chung Koon Wah Albert (RLA) No. R-150 (Date) 4/3/2019

Checked by: *Chun T.W. Tam* (ET) 11/3/2019 (Date)

Checked by: *F. C. Tsang* (IEC) 11 March 2019 (Date)
(F. C. Tsang)



Item 1. Existing trees on boundary of the Project Area should be protected carefully during construction.



Item 2. Tree Transplanting works conducted on 22-May-17.



Item 5. Hoarding with panel around works area & Item 6. Temporary traffic management lighting.



Item 7. Ensure no run-off into water body.(Outfall 1)

Contract No. HY/2013/12

Tuen Mun – Chek Lap Kok Link – Northern Connection Toll Plaza and Associated Works



中國路橋
CRBC



Landscape and Visual Checklist

Monitoring Date: 8th Feb 2019

Item	Environmental Protection Measures	Location/ Timing	Implementation Agent	Status				Remarks
				A	UA	IR	NA	
1	Existing trees on boundary of the Project Area shall be carefully protected during construction. Detailed Tree Protection Specification shall be provided in the Contract Specification. Under this specification, the Contractor shall be required to submit, for approval, a detailed working method statement for the protection of trees prior to undertaking any works adjacent to all retained trees, including trees in contractor's works areas. (Tree protection measures will be detailed at Tree Removal Application stage)	All areas / During construction	Design Consultant/ Contractor	√				
2	Trees unavoidably affected by the works shall be transplanted where practical. Trees will be transplanted straight to their final receptor site and not held in a temporary nursery. A detailed Tree Transplanting Specification shall be provided in the Contract Specification. Sufficient time for necessary tree root and crown preparation periods shall be allowed in the project programme	All areas / During construction	Design Consultant/ Contractor	√				Tree Transplanting works conducted on 22-May-17.
3	Hillside and roadside screen planting to proposed roads, associated structures and slope works	All areas / During construction	Design Consultant/ Contractor				√	Construction of roads planting not commenced yet
4	Hydroseeding or sheeting of soil stockpiles with visually unobtrusive material (in earth tone)	All areas / During construction	Design Consultant/ Contractor				√	No stockpile in the reporting period
5	Screening of construction works by hoardings around works area in visually unobtrusive colours, to screen works	All areas / During construction	Design Consultant/ Contractor				√	For some area, erection of hoarding was not feasible due to the limitation of


								traffic sight line; water barrier with panel was used to screen works.
6	Control night-time lighting and glare by hooding all lights	All areas / During construction	Design Consultant/ Contractor	√				Only temporary traffic management lighting was applied.
7	Ensure no run-off into water body adjacent to the Project Area	All areas / During construction	Design Consultant/ Contractor	√				
8	Avoidance of excessive height and bulk of buildings and structures	All areas / During construction	Design Consultant/ Contractor				√	No high-rise building would be constructed.
9	Recycle/Reuse all felled trees and vegetation, e.g. mulching	All areas / During construction	Design Consultant/ Contractor				√	
10	Compensatory tree planting shall be provided to the satisfaction of relevant Government departments. Required numbers and locations of compensatory trees shall be determined and agreed separately with Government during the Tree Felling Application process under ETWBTC 3/2006	All areas / During construction	Design Consultant/ Contractor				√	Compensatory planting will be carry out in later stage of the project.

Legend: A=Acceptable, UA= Unacceptable, IR=Improvement Required, N/A=Not Applicable

Note: All item reference to Technical Memorandum on Environmental Impact Assessment, TM-CLKL EIA Section 10.9 & Project EM&A Manual Section 7.6

Checked and Monitored by: Chung Koon Wah Albert (RLA) No. R-150 (Date) 4/3/2019

Checked by:  T.W. Tam (ET) 11/3/2019 (Date)

Checked by:  (IEC) 11 March 2019 (Date)
(F. C. TSANG)



Item 1. Existing trees on boundary of the Project Area should be protected carefully during construction.



Item 2. Tree Transplanting works conducted on 22-May-17.



Item 5. Hoarding with panel around works area & Item 6. Temporary traffic management lighting.



Item 7. Ensure no run-off into water body.(Outfall 1)

Contract No. HY/2013/12

Tuen Mun – Chek Lap Kok Link – Northern Connection Toll Plaza and Associated Works

Landscape and Visual Checklist



中國路橋
CRBC



Monitoring Date: 15th Feb 2019


Item	Environmental Protection Measures	Location/ Timing	Implementation Agent	Status				Remarks
				A	UA	IR	NA	
1	Existing trees on boundary of the Project Area shall be carefully protected during construction. Detailed Tree Protection Specification shall be provided in the Contract Specification. Under this specification, the Contractor shall be required to submit, for approval, a detailed working method statement for the protection of trees prior to undertaking any works adjacent to all retained trees, including trees in contractor's works areas. (Tree protection measures will be detailed at Tree Removal Application stage)	All areas / During construction	Design Consultant/ Contractor	√				
2	Trees unavoidably affected by the works shall be transplanted where practical. Trees will be transplanted straight to their final receptor site and not held in a temporary nursery. A detailed Tree Transplanting Specification shall be provided in the Contract Specification. Sufficient time for necessary tree root and crown preparation periods shall be allowed in the project programme	All areas / During construction	Design Consultant/ Contractor	√				Tree Transplanting works conducted on 22-May-17.
3	Hillside and roadside screen planting to proposed roads, associated structures and slope works	All areas / During construction	Design Consultant/ Contractor				√	Construction of roads planting not commenced yet
4	Hydroseeding or sheeting of soil stockpiles with visually unobtrusive material (in earth tone)	All areas / During construction	Design Consultant/ Contractor				√	No stockpile in the reporting period
5	Screening of construction works by hoardings around works area in visually unobtrusive colours, to screen works	All areas / During construction	Design Consultant/ Contractor				√	For some area, erection of hoarding was not feasible due to the limitation of


								traffic sight line; water barrier with panel was used to screen works.
6	Control night-time lighting and glare by hooding all lights	All areas / During construction	Design Consultant/ Contractor	√				Only temporary traffic management lighting was applied.
7	Ensure no run-off into water body adjacent to the Project Area	All areas / During construction	Design Consultant/ Contractor	√				
8	Avoidance of excessive height and bulk of buildings and structures	All areas / During construction	Design Consultant/ Contractor				√	No high-rise building would be constructed.
9	Recycle/Reuse all felled trees and vegetation, e.g. mulching	All areas / During construction	Design Consultant/ Contractor				√	
10	Compensatory tree planting shall be provided to the satisfaction of relevant Government departments. Required numbers and locations of compensatory trees shall be determined and agreed separately with Government during the Tree Felling Application process under ETWBTC 3/2006	All areas / During construction	Design Consultant/ Contractor				√	Compensatory planting will be carry out in later stage of the project.

Legend: A=Acceptable, UA= Unacceptable, IR=Improvement Required, N/A=Not Applicable

Note: All item reference to Technical Memorandum on Environmental Impact Assessment, TM-CLKL EIA Section 10.9 & Project EM&A Manual Section 7.6


Checked and Monitored by:  **Chung Koon Wah Albert (RLA) No. R-150 (Date) 4/3/2019**

Checked by:  **T. W. Tam (ET) 11/3/2019 (Date)**

Checked by:  **(F. C. Tsang) (IEC) 11 March 2019 (Date)**



Item 1. Existing trees on boundary of the Project Area should be protected carefully during construction.



Item 2. Tree Transplanting works conducted on 22-May-17.



Item 5. Hoarding with panel around works area & Item 6. Temporary traffic management lighting.



Item 7. Ensure no run-off into water body.(Outfall 1)

Contract No. HY/2013/12

Tuen Mun – Chek Lap Kok Link – Northern Connection Toll Plaza and Associated Works

Landscape and Visual Checklist



中國路橋
CRBC



Monitoring Date: 22nd Feb 2019


Item	Environmental Protection Measures	Location/ Timing	Implementation Agent	Status				Remarks
				A	UA	IR	NA	
1	Existing trees on boundary of the Project Area shall be carefully protected during construction. Detailed Tree Protection Specification shall be provided in the Contract Specification. Under this specification, the Contractor shall be required to submit, for approval, a detailed working method statement for the protection of trees prior to undertaking any works adjacent to all retained trees, including trees in contractor's works areas. (Tree protection measures will be detailed at Tree Removal Application stage)	All areas / During construction	Design Consultant/ Contractor	√				
2	Trees unavoidably affected by the works shall be transplanted where practical. Trees will be transplanted straight to their final receptor site and not held in a temporary nursery. A detailed Tree Transplanting Specification shall be provided in the Contract Specification. Sufficient time for necessary tree root and crown preparation periods shall be allowed in the project programme	All areas / During construction	Design Consultant/ Contractor	√				Tree Transplanting works conducted on 22-May-17.
3	Hillside and roadside screen planting to proposed roads, associated structures and slope works	All areas / During construction	Design Consultant/ Contractor				√	Construction of roads planting not commenced yet
4	Hydroseeding or sheeting of soil stockpiles with visually unobtrusive material (in earth tone)	All areas / During construction	Design Consultant/ Contractor				√	No stockpile in the reporting period
5	Screening of construction works by hoardings around works area in visually unobtrusive colours, to screen works	All areas / During construction	Design Consultant/ Contractor				√	For some area, erection of hoarding was not feasible due to the limitation of

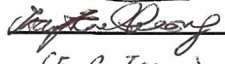
								traffic sight line; water barrier with panel was used to screen works.
6	Control night-time lighting and glare by hooding all lights	All areas / During construction	Design Consultant/ Contractor	√				Only temporary traffic management lighting was applied.
7	Ensure no run-off into water body adjacent to the Project Area	All areas / During construction	Design Consultant/ Contractor	√				
8	Avoidance of excessive height and bulk of buildings and structures	All areas / During construction	Design Consultant/ Contractor				√	No high-rise building would be constructed.
9	Recycle/Reuse all felled trees and vegetation, e.g. mulching	All areas / During construction	Design Consultant/ Contractor				√	
10	Compensatory tree planting shall be provided to the satisfaction of relevant Government departments. Required numbers and locations of compensatory trees shall be determined and agreed separately with Government during the Tree Felling Application process under ETWBTC 3/2006	All areas / During construction	Design Consultant/ Contractor				√	Compensatory planting will be carry out in later stage of the project.

Legend: A=Acceptable, UA= Unacceptable, IR=Improvement Required, N/A=Not Applicable

Note: All item reference to Technical Memorandum on Environmental Impact Assessment, TM-CLKL EIA Section 10.9 & Project EM&A Manual Section 7.6

Checked and Monitored by: Chung Koon Wah Albert (RLA) No. R-150 (Date) 4/3/2019

Checked by:  T.W. Tam (ET) 11/3/2019 (Date)

Checked by:  (F. C. Tsang) (IEC) 11 March 2019 (Date)



Item 1. Existing trees on boundary of the Project Area should be protected carefully during construction.



Item 2. Tree Transplanting works was conducted on 22-May-17.



Item 5. Hoarding with panel around works area & Item 6. Temporary traffic management lighting.



Item 7. Ensure no run-off into water body.(Outfall 1)

Appendix L

Monthly Summary Waste Flow Table

Appendix A –Monthly Waste Flow Table

Monthly Summary Waste Flow Table for 2019 (year)

Month	Annual Quantities of Inert C&D Materials Generated Monthly						Annual Quantities of C&D Wastes Generated Monthly				
	Total Quantity Generated	Broken Concrete	Reused in the Contract	Reused in other Projects	Disposed as Public Fill	Imported Fill	Metals (see note 4)	Paper / cardboard packaging (see note 4)	Plastics & Rubber (see note 2)	Chemical Waste	Others (general refuse)
	(in '000m ³)	(in '000m ³)	(in '000m ³)	(in '000m ³)	(in '000m ³)	(in '000m ³)	(in '000kg)	(in '000kg)	(in '000kg)	(in '000kg)	(in '000m ³)
Jan	1.467	0.000	0.000	0.000	1.203	0.000	0.000	0.000	0.000	0.000	0.264
Feb	0.949	0.000	0.000	0.000	0.882	0.000	0.000	0.000	0.000	0.000	0.067
Mar											
Apr											
May											
June											
Sub-total											
July											
Aug											
Sept											
Oct											
Nov											
Dec											
Total	2.416	0.000	0.000	0.000	2.085	0.000	0.000	0.000	0.000	0.000	0.331

Notes:

- 1 The waste flow table shall also include C&D materials that are specified in the contract to be imported for use at the Site.
- 2 Plastics refer to plastic bottles/containers, plastic sheets/foam from packaging materials.
- 3 Broken concrete for recycling into aggregates.

Appendix M

Environmental Mitigation and Enhancement Measures Implementation Schedule (EMIS)

CONTRACT NO. HY/2013/12

**TUEN MUN – CHECK LAP KOK LINK – NORTHERN CONNECTION TOLL PLAZA AND ASSOCIATED WORKS
ENVIRONMENTAL MITIGATION AND ENHANCEMENT MEASURE IMPLEMENTATION SCHEDULE**

Air Quality									
EIA reference	EM&A Manual reference	Environmental Protection Measures	Location/ Timing	Implementation Agent	Relevant Standard or Requirement	Implementation Stages			Status *
						D	C	O	
4.8.1	3.8	An effective watering programme of twice daily watering with complete coverage, is estimated to reduce by 50%. This is recommended for all areas in order to reduce dust levels to a minimum;	All areas / throughout construction period	Contractor	TMEIA Avoid smoke impacts and disturbance		Y		✓
4.8.1	3.8	Watering of the construction sites in Lantau for 8 times/day and in Tuen Mun for 12 times/day to reduce dust emissions by 87.5% and 91.7% respectively and shall be undertaken.	All areas / throughout construction period	Contractor	TMEIA Avoid dust generation		Y		✓
4.8.1	3.8	The Contractor shall, to the satisfaction of the Engineer, install effective dust suppression measures and take such other measures as may be necessary to ensure that at the Site boundary and any nearby sensitive receiver, dust levels are kept to acceptable levels.	All areas / throughout construction period	Contractor	TMEIA Avoid dust generation		Y		✓
4.8.1	3.8	The Contractor shall not burn debris or other materials on the works areas.	All areas / throughout construction period	Contractor	TMEIA Avoid dust generation		Y		✓
4.8.1	3.8	In hot, dry or windy weather, the watering programme shall maintain all exposed road surfaces and dust sources wet.	All unpaved haul roads / throughout construction period in hot, dry or windy weather	Contractor	TMEIA Avoid smoke impacts and disturbance		Y		✓
4.8.1	3.8	Where breaking of oversize rock/concrete is required, watering shall be implemented to control dust. Water spray shall be used during the handling of fill material at the site and at active cuts, excavation and fill sites where dust is likely to be created.	All areas / throughout construction period	Contractor	TMEIA Avoid dust generation		Y		✓
4.8.1	3.8	Open dropping heights for excavated materials shall be controlled to a maximum height of 2m to minimise the fugitive dust arising from unloading.	All areas / throughout construction period	Contractor	TMEIA Avoid dust generation		Y		✓

CONTRACT NO. HY/2013/12

**TUEN MUN – CHECK LAP KOK LINK – NORTHERN CONNECTION TOLL PLAZA AND ASSOCIATED WORKS
ENVIRONMENTAL MITIGATION AND ENHANCEMENT MEASURE IMPLEMENTATION SCHEDULE**

4.8.1	3.8	During transportation by truck, materials shall not be loaded to a level higher than the side and tail boards, and shall be dampened or covered before transport.	All areas / throughout construction period	Contractor	TMEIA Avoid dust generation		Y		✓
4.8.1	3.8	Materials having the potential to create dust shall not be loaded to a level higher than the side and tail boards, and shall be covered by a clean tarpaulin. The tarpaulin shall be properly secured and shall extend at least 300mm over the edges of the side and tail boards.	All areas / throughout construction period	Contractor	TMEIA Avoid dust generation		Y		✓
4.8.1	3.8	No earth, mud, debris, dust and the like shall be deposited on public roads. Wheel washing facility shall be usable prior to any earthworks excavation activity on the site.	construction period	Contractor	TMEIA Avoid dust generation		Y		✓
4.8.1	3.8	Areas of exposed soil shall be minimized to areas in which works have been completed shall be restored as soon as is practicable.	All exposed surfaces / throughout construction period	Contractor	TMEIA Avoid dust generation		Y		✓
4.8.1	3.8	All stockpiles of aggregate or spoil shall be enclosed or covered and water applied in dry or windy condition.	All areas / throughout construction period	Contractor	TMEIA Avoid dust generation		Y		✓
4.11	Section 3	EM&A in the form of 1 hour and 24 hour dust monitoring and site audit	All representative existing ASRs / throughout construction period	Contractor	EM&A Manual		Y		✓ Monitoring for 1 hour and 24 hour dust monitoring were undertaken by the ET of Contract HY/2012/08

Cultural Heritage

EIA reference	EM&A Manual reference	Environmental Protection Measures	Location/ Timing	Implementation Agent	Relevant Standard or Requirement	Implementation Stages			Status
						D	C	O	
11.8	Section 9	EM&A in the form of audit of the mitigation measures	All areas / throughout construction period	Highways Department	EIAO-TM		Y		✓

CONTRACT NO. HY/2013/12

**TUEN MUN – CHECK LAP KOK LINK – NORTHERN CONNECTION TOLL PLAZA AND ASSOCIATED WORKS
ENVIRONMENTAL MITIGATION AND ENHANCEMENT MEASURE IMPLEMENTATION SCHEDULE**

Ecology									
EIA reference	EM&A Manual reference	Environmental Protection Measures	Location/ Timing	Implementation Agent	Relevant Standard or Requirement	Implementation Stages			Status
						D	C	O	
7.13#	6.3, 6.5#	Fencing or other physical barriers for protection of Pitcher Plant around Zones 8, 9 and 10 and the temporary nursery site	Tuen Mun Area 46 shrubland/ Detailed/ Prior to construction	Design Consultant/ Contractor	TMEIA	Y	Y		✓
7.13	6.5	Audit Pitcher Plant protection measures	Tuen Mun Area 46	Contractor	TMEIA		Y		✓
7.13	6.5	The loss of habitat shall be supplemented by enhancement planting in accordance with the landscape mitigation schedule.	All areas / As soon as accessible	Contractor	TMEIA		Y		✓
7.13	6.5	Spoil heaps shall be covered at all times.	All areas / Throughout construction period	Contractor	TMEIA		Y		✓
7.13	6.5	Avoid damage and disturbance to the remaining and surrounding natural habitat	All areas / Throughout construction period	Contractor	TMEIA		Y		✓
7.13	6.5	Placement of equipment in designated areas within the existing disturbed land	All areas / Throughout construction period	Contractor	TMEIA		Y		✓
7.13	6.5	Disturbed areas to be reinstated immediately after completion of the works.	All areas / Throughout construction period	Contractor	TMEIA		Y		✓
7.13	6.5	Construction activities should be restricted to the proposed works boundary	All areas / Throughout construction	Contractor	TMEIA		Y		✓
Landfill Gas Hazard Assessment									
EIA reference	EM&A Manual reference	Environmental Protection Measures	Location/ Timing	Implementation Agent	Relevant Standard or Requirement	Implementation Stages			Status
						D	C	O	
14.12.2	14.2	<i>Appointment of Safety Officer</i> Appoint a properly trained safety officer and provide with appropriate equipment to measure and monitor LFG hazard. The monitoring frequency and areas to	Construction Stage	Contractor	EPD/TR8/97 - Landfill Gas Hazard Assessment		Y		✓

CONTRACT NO. HY/2013/12

**TUEN MUN – CHECK LAP KOK LINK – NORTHERN CONNECTION TOLL PLAZA AND ASSOCIATED WORKS
ENVIRONMENTAL MITIGATION AND ENHANCEMENT MEASURE IMPLEMENTATION SCHEDULE**

		be monitored should be set down prior to commencement of ground-works either by the Safety Officer or an approved and appropriately qualified person.			Guidance Note				
14.12.2	-	<u>Safety Measures - Excavation</u> Staff should receive appropriate training on working in areas susceptible to landfill gas, fire and explosion hazards. Excavation procedures and code of practice should be implemented.	Construction Stage	Contractor	EPD/TR8/97 - Landfill Gas Hazard Assessment Guidance Note		Y		✓
14.12.2	-	<u>Safety Measures – Welding, Flame- Cutting and Hot works</u> Hot works should be confined to open areas away from any trench or excavation. Should hot works must be carried out in trenches or confined space, “permit to work” procedures should be followed.	Construction Stage	Contractor	EPD/TR8/97 - Landfill Gas Hazard Assessment Guidance Note		Y		✓
14.12.2	-	<u>Safety Measures – Enclosed Spaces</u> Site offices or buildings located within PPV Landfill Consultation Zone which have the capacity to accumulate landfill gas, then they should either be located in an area which has been proven to be free of landfill gas; or be raised clear of the ground by a minimum of 500mm.	Site office, building, tunnel, subway, confined area / Construction Stage	Contractor	EPD/TR8/97 - Landfill Gas Hazard Assessment Guidance Note		Y		✓
14.12.2	-	<u>Safety Measures – Electrical Equipment</u> Any electrical equipment, such as motors and extension cords, should be intrinsically safe.	Construction Stage	Contractor	EPD/TR8/97 - Landfill Gas Hazard Assessment Guidance Note		Y		✓
14.12.2	-	<u>Safety Measures – Piping</u> During piping assembly or conduiting construction, all valves/seals should be closed immediately after installation. As construction progresses, all valves/seals should be closed as installed to prevent the migration of gases through the pipeline/conduit. All piping/conduiting should be capped at the end of	Services & utilities / Construction Stage	Contractor	EPD/TR8/97 - Landfill Gas Hazard Assessment Guidance Note		Y		✓

CONTRACT NO. HY/2013/12

**TUEN MUN – CHECK LAP KOK LINK – NORTHERN CONNECTION TOLL PLAZA AND ASSOCIATED WORKS
ENVIRONMENTAL MITIGATION AND ENHANCEMENT MEASURE IMPLEMENTATION SCHEDULE**

		each working day.							
14.12.2	-	<u>Safety Measures – Fire Safety</u> Adequate fire safety equipments should be provided on site. Workers and visitors should be notified of the potential fire hazards. Safety notices should be posted around the site warning the anger and potential hazards.	Construction Stage	Contractor	EPD/TR8/97 - Landfill Gas Hazard Assessment Guidance Note		Y		✓
14.12.1	-	<u>Safety Measures – Confined Spaces</u> Precautionary measures should include ensuring that staff members are aware of the potential hazards of working in confined spaces, and that appropriate monitoring procedures are in place to prevent hazards in confined spaces.	Confined space / Construction Stage	Contractor	EPD/TR8/97 - Landfill Gas Hazard Assessment Guidance Note		Y		✓
14.12.1	-	<u>Monitoring</u> Periodically during ground-works within the Consultation Zone, the works area should be monitored for methane, carbon dioxide and oxygen using appropriately calibrated portable gas detection equipment. Depending on the results of the measurements, actions required will vary. As a minimum these should encompass those actions specified in Table 14.8 of the EIA Report or Table 14.1 of the EM&A Manual.	Construction Stage	Contractor	EPD/TR8/97 - Landfill Gas Hazard Assessment Guidance Note		Y		✓

Landscape and Visual

EIA reference	EM&A Manual reference	Environmental Protection Measures	Location/ Timing	Implementation Agent	Relevant Standard or Requirement	Implementation Stages			Status
						D	C	O	
10.9	7.6	Existing trees on boundary of the Project Area shall be carefully protected during construction. Detailed Tree Protection Specification shall be provided in the Contract Specification. Under this specification, the Contractor shall be required to submit, for approval, a detailed working method statement for the protection of trees prior to undertaking any works adjacent to all retained trees,	All areas/detailed design/ during construction	Design Consultant/ Contractor	TMEIA	Y	Y		✓

CONTRACT NO. HY/2013/12

**TUEN MUN – CHECK LAP KOK LINK – NORTHERN CONNECTION TOLL PLAZA AND ASSOCIATED WORKS
ENVIRONMENTAL MITIGATION AND ENHANCEMENT MEASURE IMPLEMENTATION SCHEDULE**

		including trees in contractor's works areas. (Tree protection measures will be detailed at Tree Removal Application stage) (CM1)							
10.9	7.6	Trees unavoidably affected by the works shall be transplanted where practical. Trees will be transplanted straight to their final receptor site and not held in a temporary nursery. A detailed Tree Transplanting Specification shall be provided in the Contract Specification. Sufficient time for necessary tree root and crown preparation periods shall be allowed in the project programme (CM2)	All areas/detailed design/ during construction	Design Consultant/ Contractor	TMEIA	Y	Y		✓
10.9	7.6	Hillside and roadside screen planting to proposed roads, associated structures and slope works (CM3)	All areas/detailed design/ during Construction/ post construction	Design Consultant/ Contractor	TMEIA	Y	Y		✓
10.9	7.6	Hydroseeding or sheeting of soil stockpiles with visually unobtrusive material (in earth tone) (CM4)	All areas/detailed design/ during Construction/ post construction	Design Consultant/ Contractor	TMEIA	Y	Y		✓
10.9	7.6	Screening of construction works by hoardings around works area in visually unobtrusive colours, to screen works (CM5)	All areas/detailed design/ during Construction	Design Consultant/ Contractor	TMEIA	Y	Y		✓
10.9	7.6	Control night-time lighting and glare by hooding all lights (CM6)	All areas/detailed design/ during Construction	Design Consultant/ Contractor	TMEIA	Y	Y		✓
10.9	7.6	Ensure no run-off into water body adjacent to the Project Area (CM7)	All areas/detailed design/ during Construction	Design Consultant/ Contractor	TMEIA	Y	Y		✓
10.9	7.6	Avoidance of excessive height and bulk of buildings and structures (CM8)	All areas/detailed design/ during Construction	Design Consultant/ Contractor	TMEIA	Y	Y		✓
10.9	7.6	Recycle/Reuse all felled trees and vegetation, e.g. mulching (CM9)	All areas/detailed design/ during Construction	Design Consultant/ Contractor	TMEIA	Y	Y		✓
10.9	7.6	Compensatory tree planting shall be provided to the satisfaction of relevant Government departments.	All areas/detailed design/ during	Design Consultant/	TMEIA	Y	Y		✓

CONTRACT NO. HY/2013/12

**TUEN MUN – CHECK LAP KOK LINK – NORTHERN CONNECTION TOLL PLAZA AND ASSOCIATED WORKS
ENVIRONMENTAL MITIGATION AND ENHANCEMENT MEASURE IMPLEMENTATION SCHEDULE**

		Required numbers and locations of compensatory trees shall be determined and agreed separately with Government during the Tree Felling Application process under ETWBTC 3/2006 (CM10)	Construction	Contractor					
10.9	7.6	Re-vegetation of affected woodland/shrubland with native species (OM1)	All areas/detailed design/ during Construction/ post construction	Design Consultant/ Contractor	TMEIA	Y	Y	Y	√*
10.9	7.6	Tall buffer screen tree / shrub / climber planting where appropriate should be incorporated to soften hard engineering structures and facilities (OM2)	All areas/detailed design/ during Construction/ post construction	Design Consultant/ Contractor	TMEIA	Y	Y	Y	√*
10.9	7.6	Streetscape elements (e.g. paving, signage, street furniture, lighting etc.) shall be sensitively designed in a manner that responds to the local context, and minimises potential negative landscape and visual impacts. Lighting units should be directional and minimize unnecessary light spill (OM3)	All areas/detailed design/ during Construction/ post construction	Design Consultant/ Contractor	TMEIA	Y	Y	Y	√*
10.9	7.6	Structure, ornamental tree / shrub / climber planting should be provided along roadside amenity strips, central dividers and newly formed slopes to enhance the townscape quality and further greenery enhancement (OM4)	All areas/detailed design/ during Construction/ post construction	Design Consultant/ Contractor	TMEIA	Y	Y	Y	√*
10.9	7.6	Aesthetically pleasing design (visually unobtrusive and non-reflective) as regard to the form, material and finishes shall be incorporated to all buildings, engineering structures and associated infrastructure facilities (OM5)	All areas/detailed design/ during Construction/ post construction	Design Consultant/ Contractor	TMEIA	Y	Y	Y	√*
10.9	7.6	Avoidance of excessive height and bulk of buildings and structures (OM6)	All areas/detailed design/ during Construction/ post construction	Design Consultant/ Contractor	TMEIA	Y	Y	Y	√*
Waste									
EIA reference	EM&A Manual	Environmental Protection Measures	Location/ Timing	Implementation Agent	Relevant Standard or	Implementation Stages			Status

CONTRACT NO. HY/2013/12

**TUEN MUN – CHECK LAP KOK LINK – NORTHERN CONNECTION TOLL PLAZA AND ASSOCIATED WORKS
ENVIRONMENTAL MITIGATION AND ENHANCEMENT MEASURE IMPLEMENTATION SCHEDULE**

	reference				Requirement	D	C	O	
12.6		The Contractor shall identify a coordinator for the management of waste.	Contract mobilisation	Contractor	TMEIA		Y		✓
12.6		The Contractor shall prepare and implement a Waste Management Plan which specifies procedures such as a ticketing system, to facilitate tracking of loads and to ensure that illegal disposal of wastes does not occur, and protocols for the maintenance of records of the quantities of wastes generated, recycled and disposed. A recording system for the amount of waste generated, recycled and disposed (locations) should be established.	Contract mobilisation	Contractor	TMEIA, Works Branch Technical Circular No. 5/99 for the Trip-ticket System for Disposal of Construction and Demolition Material		Y		✓
12.6		The Contractor shall apply for and obtain the appropriate licenses for the disposal of public fill, chemical waste and effluent discharges.	Contract mobilisation	Contractor	TMEIA, Land (Miscellaneous Provisions) Ordinance (Cap 28); Waste Disposal Ordinance (Cap 354); Dumping at Sea Ordinance (Cap 466); Water Pollution Control Ordinance.		Y		✓
12.6	8.1	Training shall be provided to workers about the concepts of site cleanliness and appropriate waste	Contract mobilisation	Contractor	TMEIA		Y		✓

CONTRACT NO. HY/2013/12

**TUEN MUN – CHECK LAP KOK LINK – NORTHERN CONNECTION TOLL PLAZA AND ASSOCIATED WORKS
ENVIORNMENTAL MITIGATION AND ENHANCEMENT MEASURE IMPLEMENTATION SCHEDULE**

		management procedures including waste reduction, reuse and recycling							
12.6	8.1	The extent of cutting operation should be optimised where possible. Earth retaining structures and bored pile walls should be proposed to minimize the extent of cutting.	All areas / throughout construction period	Contractor	TMEIA		Y		✓
12.6	8.1	Inert C&D materials from the toll plaza cut slopes shall be reused for construction of the raised platform for the toll plaza where possible.	Tol Plaza / toll plaza construction period	Contractor	TMEIA		Y		✓
12.6	8.1	The site and surroundings shall be kept tidy and litter free.	All areas / throughout construction period	Contractor	TMEIA		Y		✓
12.6	8.1	No waste shall be burnt on site.	All areas / throughout construction period	Contractor	TMEIA		Y		✓
12.6	8.1	The Contractor shall be prohibited from disposing of C&D materials at any sensitive locations. The Contractor should propose the final disposal sites in the EMP and WMP for approval before implementation.	All areas / throughout construction period	Contractor	TMEIA		Y		✓
12.6	8.1	Stockpiled material shall be covered by tarpaulin and /or watered as appropriate to prevent windblown dust/ surface run off.	All areas / throughout construction period	Contractor	TMEIA		Y		✓
12.6	8.1	Excavated material in trucks shall be covered by tarpaulins to reduce the potential for spillage and dust generation.	All areas / throughout construction period	Contractor	TMEIA		Y		✓
12.6	8.1	Wheel washing facilities shall be used by all trucks leaving the site to prevent transfer of mud onto public roads.	All areas / throughout construction period	Contractor	TMEIA		Y		✓
12.6	8.1	Standard formwork or pre-fabrication should be used as far as practicable so as to minimise the C&D materials arising. The use of more durable formwork/ plastic facing for construction works should be considered. The use of wooden hoardings should be avoided and metal hoarding should be used to facilitate recycling. Purchasing of construction	All areas / throughout construction period	Contractor	TMEIA		Y		✓

CONTRACT NO. HY/2013/12

**TUEN MUN – CHECK LAP KOK LINK – NORTHERN CONNECTION TOLL PLAZA AND ASSOCIATED WORKS
ENVIRONMENTAL MITIGATION AND ENHANCEMENT MEASURE IMPLEMENTATION SCHEDULE**

		materials should avoid over-ordering and wastage.							
12.6	8.1	The Contractor should recycle as many C&D materials (this is a waste section) as possible on-site. The public fill and C&D waste should be segregated and stored in separate containers or skips to facilitate the reuse or recycling of materials and proper disposal. Where practicable, the concrete and masonry should be crushed and used as fill materials. Steel reinforcement bar should be collected for use by scrap steel mills. Different areas of the sites should be considered for segregation and storage activities.	All areas / throughout construction period	Contractor	TMEIA		Y		△
12.6	8.1	All falsework will be steel instead of wood.	All areas / throughout construction period	Contractor	TMEIA		Y		✓
12.6	8.1	Chemical waste producers should register with the EPD. Chemical waste should be handled in accordance with the Code of Practice on the Packaging, Handling and Storage of Chemical Wastes as follows: <ul style="list-style-type: none"> • suitable for the substance to be held, resistant to corrosion, maintained in good conditions and securely closed; • Having a capacity of <450L unless the specifications have been approved by the EPD; and • Displaying a label in English and Chinese according to the instructions prescribed in Schedule 2 of the Regulations. • Clearly labelled and used solely for the storage of chemical wastes; • Enclosed with at least 3 sides; • Impermeable floor and bund with capacity to accommodate 110% of the volume of the largest container or 20% by volume of the chemical waste stored in the area, whichever is greatest; • Adequate ventilation; 	All areas / throughout construction period	Contractor	TMEIA		Y	△	

CONTRACT NO. HY/2013/12

**TUEN MUN – CHECK LAP KOK LINK – NORTHERN CONNECTION TOLL PLAZA AND ASSOCIATED WORKS
ENVIRONMENTAL MITIGATION AND ENHANCEMENT MEASURE IMPLEMENTATION SCHEDULE**

		<ul style="list-style-type: none"> Sufficiently covered to prevent rainfall entering (water collected within the bund must be tested and disposed of as chemical waste, if necessary); and Incompatible materials are adequately separated. 							
12.6	8.1	Waste oils, chemicals or solvents shall not be disposed of to drain,	All areas / throughout construction period	Contractor	TMEIA		Y		✓
12.6	8.1	Adequate numbers of portable toilets should be provided for on-site workers. Portable toilets should be maintained in reasonable states, which will not deter the workers from utilising them.	All areas / throughout construction period	Contractor	TMEIA		Y		✓
12.6	8.1	Night soil should be regularly collected by licensed collectors.	All areas / throughout construction period	Contractor	TMEIA		Y		✓
12.6	8.1	General refuse arising on-site should be stored in enclosed bins or compaction units separately from C&D and chemical wastes. Sufficient dustbins shall be provided for storage of waste as required under the Public Cleansing and Prevention of Nuisances By-laws. In addition, general refuse shall be cleared daily and shall be disposed of to the nearest licensed landfill or refuse transfer station. Burning of refuse on construction sites is prohibited.	All areas / throughout construction period	Contractor	TMEIA		Y		◇
12.6	8.1	All waste containers shall be in a secure area on hardstanding;	All areas / throughout construction period	Contractor	TMEIA		Y		✓
12.6	8.1	Training shall be provided to workers about the concepts of site cleanliness and appropriate waste management procedure, including waste reduction, reuse and recycling.	All areas / throughout construction period	Contractor	TMEIA		Y		✓
12.6	8.1	Office wastes can be reduced by recycling of paper if such volume is sufficiently large to warrant collection. Participation in a local collection scheme by the Contractor should be advocated. Waste separation facilities for paper, aluminum cans, plastic bottles, etc should be provided on-site.	Site Offices/ throughout construction period	Contractor	TMEIA		Y		✓
12.6	Section 8	EM&A of waste handling, storage, transportation, disposal procedures and documentation through the	All areas / throughout construction period	Contractor	EM&A Manual		Y		✓

CONTRACT NO. HY/2013/12

**TUEN MUN – CHECK LAP KOK LINK – NORTHERN CONNECTION TOLL PLAZA AND ASSOCIATED WORKS
ENVIRONMENTAL MITIGATION AND ENHANCEMENT MEASURE IMPLEMENTATION SCHEDULE**

		site audit programme shall be undertaken.							
Water Quality									
EIA reference	EM&A Manual reference	Environmental Protection Measures	Location/ Timing	Implementation Agent	Relevant Standard or Requirement	Implementation Stages			Status
						D	C	O	
Land Works									
6.10	-	Wastewater from temporary site facilities should be controlled to prevent direct discharge to surface or marine waters.	All areas/ throughout construction period	Contractor	TM-EIAO		Y		✓
6.10	-	Sewage effluent and discharges from onsite kitchen facilities shall be directed to Government sewer in accordance with the Requirements of the WPCO or collected for disposal offsite. The use of soakaways shall be avoided.	All areas/ throughout construction period	Contractor	TM-EIAO		Y		✓
6.10	-	Storm drainage shall be directed to storm drains via adequately designed sand/silt removal facilities such as sand traps, silt traps and sediment basins. Channels, earth bunds or sand bag barriers should be provided on site to properly direct stormwater to such silt removal facilities. Catchpits and perimeter channels should be constructed in advance of site formation works and earthworks.	All areas/ throughout construction period	Contractor	TM-EIAO		Y		◇
6.10	-	Silt removal facilities, channels and manholes shall be maintained and any deposited silt and grit shall be removed regularly, including specifically at the onset of and after each rainstorm.	All areas/ throughout construction period	Contractor	TM-EIAO		Y		✓
6.10	-	Temporary access roads should be surfaced with crushed stone or gravel.	All areas/ throughout construction period	Contractor	TM-EIAO		Y		✓
6.10	-	Rainwater pumped out from trenches or foundation excavations should be discharged into storm drains via silt removal facilities.	All areas/ throughout construction period	Contractor	TM-EIAO		Y		△
6.10	-	Measures should be taken to prevent the washout of construction materials, soil, silt or debris into any drainage system.	All areas/ throughout construction period	Contractor	TM-EIAO		Y		✓

CONTRACT NO. HY/2013/12

**TUEN MUN – CHECK LAP KOK LINK – NORTHERN CONNECTION TOLL PLAZA AND ASSOCIATED WORKS
ENVIRONMENTAL MITIGATION AND ENHANCEMENT MEASURE IMPLEMENTATION SCHEDULE**

6.10	-	Open stockpiles of construction materials (e.g. aggregates and sand) on site should be covered with tarpaulin or similar fabric during rainstorms.	All areas/ throughout construction period	Contractor	TM-EIAO		Y		✓
6.10	5.8	Manholes (including any newly constructed ones) should always be adequately covered and temporarily sealed so as to prevent silt, construction materials or debris from getting into the drainage system, and to prevent storm run-off from getting into foul sewers.	All areas/ throughout construction period	Contractor	TM-EIAO		Y		✓
6.10	-	Discharges of surface run-off into foul sewers must always be prevented in order not to unduly overload the foul sewerage system.	All areas/ throughout construction period	Contractor	TM-EIAO		Y		✓
6.10	-	All vehicles and plant should be cleaned before they leave the construction site to ensure that no earth, mud or debris is deposited by them on roads. A wheel washing bay should be provided at every site exit.	All areas/ throughout construction period	Contractor	TM-EIAO		Y		✓
6.10	-	Section of construction road between the wheel washing bay and the public road should be surfaced with crushed stone or coarse gravel.	All areas/ throughout construction period	Contractor	TM-EIAO		Y		✓
6.10	-	Wastewater generated from concreting, plastering, internal decoration, cleaning work and other similar activities, shall be screened to remove large objects.	All areas/ throughout construction period	Contractor	TM-EIAO		Y		✓
6.10	-	Vehicle and plant servicing areas, vehicle wash bays and lubrication facilities shall be located under roofed areas. The drainage in these covered areas shall be connected to foul sewers via a petrol interceptor in accordance with the requirements of the WPCO or collected for off site disposal.	All areas/ throughout construction period	Contractor	TM-EIAO		Y		✓
6.10	-	The Contractor shall prepare an oil / chemical cleanup plan and ensure that leakages or spillages are contained and cleaned up immediately.	All areas/ throughout construction period	Contractor	TM-EIAO		Y		✓
6.10	-	Waste oil should be collected and stored for recycling or disposal, in accordance with the Waste Disposal Ordinance.	All areas/ throughout construction period	Contractor	TM-EIAO Waste Disposal Ordinance		Y		✓

CONTRACT NO. HY/2013/12
TUEN MUN – CHECK LAP KOK LINK – NORTHERN CONNECTION TOLL PLAZA AND ASSOCIATED WORKS
ENVIRONMENTAL MITIGATION AND ENHANCEMENT MEASURE IMPLEMENTATION SCHEDULE

6.10	-	All fuel tanks and chemical storage areas should be provided with locks and be sited on sealed areas. The storage areas should be surrounded by bunds with a capacity equal to 110% of the storage capacity of the largest tank.	All areas/ throughout construction period	Contractor	TM-EIAO		Y		△
6.10	Section 5	All construction works shall be subject to routine audit to ensure implementation of all EIA recommendations and good working practice.	All areas/ throughout construction period	Contractor	EM&A Manual		Y		✓

Remarks:

- ✓ Compliance of Mitigation Measures
- <> Compliance of Mitigation Measures but need improvement.
- × Non-compliance of Mitigation Measures
- ▲ Non-compliance of Mitigation Measures but rectified by Contractor
- △ Deficiency of Mitigation Measures but rectified by Contractor
- N/A Not Applicable in Reporting Period
- # Amended against condition 3.13 of EP-354/2009/C
- * In Progress and subject to approved L&V Plan

Legend: D=Design, C=Construction, O=Operation

Note: Funding Agent for all mitigation measures will be the Highways Department of the Hong Kong SAR Government

Appendix N

Cumulative Statistics on Exceedance and Complaint

Table N-1 Statistical Summary of Environmental Exceedance

Reporting Period	Environmental Aspect / Parameter	Environmental Performance	Event Exceedance	
			Reporting Period	Cumulative since project commencement
February 2019	Air Quality – 1-hour TSP	Action Level	0	61
		Limit Level	0	4
	Air Quality – 24-hour TSP	Action Level	1	4
		Limit Level	0	3

Table N-2 Statistical Summary of Environmental Complaints

Reporting Period	Environmental Complaint Statistics					
	Frequency	Cumulative	Complaint Nature			
			Air	Noise	Water	Others
February 2019	0	10	3	1	6	2
Cumulative since project commencement	10	10	3	1	6	2

Table N-3 Statistical Summary of Environmental Summons

Reporting Period	Environmental Summons Statistics				
	Frequency	Cumulative	Complaint Nature		
			Air	Noise	Water
February 2019	0	0	NA	NA	NA
Cumulative since project commencement	0	0	NA	NA	NA

Table N-4 Statistical Summary of Environmental Prosecution

Reporting Period	Environmental Prosecution Statistics				
	Frequency	Cumulative	Complaint Nature		
			Air	Noise	Water
February 2019	0	0	NA	NA	NA
Cumulative since project commencement	0	0	NA	NA	NA

Appendix O

Investigation Report for the Complaint

(Not Use)

Appendix P

Inspection Checklist for

Vulnerable to Contaminated Water Discharge



Contract No. HY/2013/12
 Tuen Mun - Chek Lap Kok Link Northern Connection Toll Plaza
 and Associated Works

Inspection Checklist for vulnerable to contaminated water discharge

Inspection Date: 2019-02-09 Location: Stream B, Outfall 1
 Name of Inspector: Tommy Law Position of Inspector: EO

Please put a tick on the appropriate box.

Item Description		Y	P	N	Remarks
1	Exposed slope protected?	<input checked="" type="checkbox"/>	<input type="checkbox"/>	<input type="checkbox"/>	
2	Adequacy of wastewater treatment facilities provided?	<input checked="" type="checkbox"/>	<input type="checkbox"/>	<input type="checkbox"/>	
3	Sandbags provided at each step and top of side walls?	<input checked="" type="checkbox"/>	<input type="checkbox"/>	<input type="checkbox"/>	
4	Is silt screen maintained in good condition?	<input checked="" type="checkbox"/>	<input type="checkbox"/>	<input type="checkbox"/>	
5	Remove debris, grit and silt inside the drainage system?	<input checked="" type="checkbox"/>	<input type="checkbox"/>	<input type="checkbox"/>	
6	Contaminated water discharge at discharge point / drainage inlet avoided?	<input checked="" type="checkbox"/>	<input type="checkbox"/>	<input type="checkbox"/>	
7	General housekeeping / site tidiness in good condition?	<input checked="" type="checkbox"/>	<input type="checkbox"/>	<input type="checkbox"/>	

Legends: Y = Yes, P = Partial, N = No

Daily Drainage Inspection Record

Inspection Date: 2019-02-09



Stream B Outfall: No water is discharging.



Outfall 1: Clean water is discharging.



Contract No. HY/2013/12
 Tuen Mun - Chek Lap Kok Link Northern Connection Toll Plaza
 and Associated Works

Inspection Checklist for vulnerable to contaminated water discharge

Inspection Date: 2019-02-11 Location: Stream B, Outfall 1
 Name of Inspector: Tommy Law Position of Inspector: EO

Please put a tick on the appropriate box.

Item Description		Y	P	N	Remarks
1	Exposed slope protected?	<input checked="" type="checkbox"/>	<input type="checkbox"/>	<input type="checkbox"/>	
2	Adequacy of wastewater treatment facilities provided?	<input checked="" type="checkbox"/>	<input type="checkbox"/>	<input type="checkbox"/>	
3	Sandbags provided at each step and top of side walls?	<input checked="" type="checkbox"/>	<input type="checkbox"/>	<input type="checkbox"/>	
4	Is silt screen maintained in good condition?	<input checked="" type="checkbox"/>	<input type="checkbox"/>	<input type="checkbox"/>	
5	Remove debris, grit and silt inside the drainage system?	<input checked="" type="checkbox"/>	<input type="checkbox"/>	<input type="checkbox"/>	
6	Contaminated water discharge at discharge point / drainage inlet avoided?	<input checked="" type="checkbox"/>	<input type="checkbox"/>	<input type="checkbox"/>	
7	General housekeeping / site tidiness in good condition?	<input checked="" type="checkbox"/>	<input type="checkbox"/>	<input type="checkbox"/>	

Legends: Y = Yes, P = Partial, N = No

Daily Drainage Inspection Record

Inspection Date: 2019-02-11



Stream B Outfall: No water is discharging.



Outfall 1: Clean water is discharging.



中國路橋
CRBC

Kaden



Contract No. HY/2013/12

Tuen Mun - Chek Lap Kok Link Northern Connection Toll Plaza
and Associated Works

Inspection Checklist for vulnerable to contaminated water discharge

Inspection Date: 2019-02-22

Location: Stream B, Outfall 1

Name of Inspector: Tommy Law

Position of Inspector: EO

Please put a tick on the appropriate box.

Item Description		Y	P	N	Remarks
1	Exposed slope protected?	<input checked="" type="checkbox"/>	<input type="checkbox"/>	<input type="checkbox"/>	
2	Adequacy of wastewater treatment facilities provided?	<input checked="" type="checkbox"/>	<input type="checkbox"/>	<input type="checkbox"/>	
3	Sandbags provided at each step and top of side walls?	<input checked="" type="checkbox"/>	<input type="checkbox"/>	<input type="checkbox"/>	
4	Is silt screen maintained in good condition?	<input checked="" type="checkbox"/>	<input type="checkbox"/>	<input type="checkbox"/>	
5	Remove debris, grit and silt inside the drainage system?	<input checked="" type="checkbox"/>	<input type="checkbox"/>	<input type="checkbox"/>	
6	Contaminated water discharge at discharge point / drainage inlet avoided?	<input checked="" type="checkbox"/>	<input type="checkbox"/>	<input type="checkbox"/>	
7	General housekeeping / site tidiness in good condition?	<input checked="" type="checkbox"/>	<input type="checkbox"/>	<input type="checkbox"/>	

Legends: Y = Yes, P = Partial, N = No

Daily Drainage Inspection Record

Inspection Date: 2019-02-22



Stream B Outfall: No water is discharging.



Outfall 1: Clean water is discharging.



Contract No. HY/2013/12
 Tuen Mun - Chek Lap Kok Link Northern Connection Toll Plaza
 and Associated Works

Inspection Checklist for vulnerable to contaminated water discharge

Inspection Date: 2019-02-28 Location: Stream B, Outfall 1
 Name of Inspector: Tommy Law Position of Inspector: EO

Please put a tick on the appropriate box.

Item Description		Y	P	N	Remarks
1	Exposed slope protected?	<input checked="" type="checkbox"/>	<input type="checkbox"/>	<input type="checkbox"/>	
2	Adequacy of wastewater treatment facilities provided?	<input checked="" type="checkbox"/>	<input type="checkbox"/>	<input type="checkbox"/>	
3	Sandbags provided at each step and top of side walls?	<input checked="" type="checkbox"/>	<input type="checkbox"/>	<input type="checkbox"/>	
4	Is silt screen maintained in good condition?	<input checked="" type="checkbox"/>	<input type="checkbox"/>	<input type="checkbox"/>	
5	Remove debris, grit and silt inside the drainage system?	<input checked="" type="checkbox"/>	<input type="checkbox"/>	<input type="checkbox"/>	
6	Contaminated water discharge at discharge point / drainage inlet avoided?	<input checked="" type="checkbox"/>	<input type="checkbox"/>	<input type="checkbox"/>	
7	General housekeeping / site tidiness in good condition?	<input checked="" type="checkbox"/>	<input type="checkbox"/>	<input type="checkbox"/>	

Legends: Y = Yes, P = Partial, N = No

Daily Drainage Inspection Record

Inspection Date: 2019-02-28



Stream B Outfall: No water is discharging.



Outfall 1: Clean water is discharging.