

JOB NO.: TCS00694/13



**AGREEMENT NO. CE 45/2008 (CE)
LIANTANG/HEUNG YUEN WAI
BOUNDARY CONTROL POINT AND ASSOCIATED
WORKS**

**41st QUARTERLY ENVIRONMENTAL MONITORING &
AUDIT SUMMARY REPORT –
(August to October 2023)**

PREPARED FOR

**CIVIL ENGINEERING AND DEVELOPMENT
DEPARTMENT (CEDD)**

Quality Index

Date	Reference No.	Prepared By	Certified By
22 January 2024	TCS00694/13/600/R2860v2	 Nicola Hon (Environmental Consultant)	 T.W. Tam (Environmental Team Leader)

Version	Date	Description
1	21 December 2023	First Submission
2	22 January 2024	Amended according to IEC's comments

This report has been prepared by Action-United Environmental Services & Consulting with all reasonable skill, care and diligence within the terms of the Agreement with the client, incorporating our General Terms and Conditions of Business and taking account of the resources devoted to it by agreement with the client. We disclaim any responsibility to the client and others in respect of any matters outside the scope of the above. This report is confidential to the client and we accept no responsibility of whatsoever nature to third parties to whom this report, or any part thereof, is made known. Any such party relies upon the report at their own risk.



Member of the Surbana Jurong Group

local people
global experience

Our ref: 7076192/L30517/AG/TK/rw

23 January 2024

AECOM
12/F, Grand Central Plaza, Tower 2
138 Shatin Rural Committee Road
Shatin, N.T.

By Email & Post

Attention: Mr Eddie LUK

Dear Sir

**Agreement No. CE 45/2008 (CE)
Liantang/Heung Yuen Wai Boundary Control Point and Associated Works
Independent Environmental Checker – Investigation
Quarterly EM&A Summary Report (No. 41) – August 2023 to October 2023**

With reference to the Quarterly EM&A Report No. 41 for August 2023 to October 2023 (Version 2) certified by the ET Leader and received by us on 22 January 2024, please note that we have no adverse comments on the captioned submission. We herewith verify the captioned submission in accordance with Section 13.4 of the EM&A Manual.

Thank you for your attention and please do not hesitate to contact the undersigned on tel. 3995 8120 or by email to alex.gbaguidi@smec.com; or our Mr Tommy KONG on tel. 3995 8123 or by email to tommy.kong@smec.com.

Yours faithfully

Alex GBAGUIDI
Independent Environmental Checker

cc	CEDD/BCP	-	Mr LU Pei Yu / Mr Yu Wang LAM	by fax: 3547 1659
	AECOM	-	Mr Anthony WONG	by email
	AUES	-	Mr TW TAM	by email

SMEC ASIA LIMITED
27/F Ford Glory Plaza, 37-39 Wing Hong Street
Cheung Sha Wan, Kowloon, Hong Kong
T +852 3995 8100
F +852 3995 8101
E hongkong@smec.com
W www.smec.com



EXECUTIVE SUMMARY

ES.01. This is the 41st Quarterly EM&A Summary Report for the “Liantang/Heung Yuen Wai Boundary Control Point and Associated Works” under Environmental Permit No. EP-404/2011/D (hereinafter “the EP”), covering the period from 1 August 2023 to 31 October 2023 (hereinafter “Reporting Period”).

ES.02. In the Reporting Period, the construction works under Liantang/Heung Yuen Wai Boundary Control Point and Associated Works Contract 6. Environmental monitoring activities under the EM&A programme in the Reporting Period are summarized in the following table.

Environmental Aspect	Monitoring Parameters / Inspection	Reporting Period	
		Monitoring Locations / Contracts	Total Occasions
Air Quality	1-hour TSP	6 (#)	294
	24-hour TSP	6 (#)	80
Construction Noise	$L_{eq(30min)}$ Daytime	5 (~)	71
Water Quality	Water in-situ measurement and/or sampling	WM1 & WM1-C	28 Scheduled
		WM2A(a) & WM2A-Cx	28 Scheduled
		WM2B & WM2B-C	28 Scheduled
		WM3x & WM3-C	28 Scheduled
Joint Site Inspection / Audit	ET and the Contractor joint site Environmental Inspection and Auditing	Contract 6	13
	ET, the Contractor, IEC and RE joint site Environmental Inspection and Auditing		3

Remark:

(*) Water sampling was unable to carry out at WM3-C, WM2B and WM2B-C in the Reporting Period due to shallow water. Besides, WM1-C was also unable to carry out at some of the monitoring days in the Reporting Period due to shallow water. (Water depth under 150mm). WM4, WM4-CA and WM4-CB were ceased after last monitoring carried out on 3 May 2021 according to Partial Termination Proposal for Contract 3 approved by EPD on 4 May 2021.

(#) Number of air monitoring location changed to 6 since the partial termination proposal approved by EPD on 9 Jul 2020 and 4 May 2021. Power supply for HVS for 24-hour TSP monitoring at Location AM3 (Ta Kwu Ling Ambulance Depot) was suspended from 1 February 2023 due to the renovation work of Ta Kwu Ling Ambulance Depot.

(~) Number of noise monitoring location changed to 5 since the partial termination proposal approved by EPD on 9 Jul 2020 and 4 May 2021.

BREACHES OF ACTION/LIMIT LEVELS

ES.03. In the Reporting Period, no exceedance was recorded for construction noise, air quality and water quality monitoring. The summary of exceedance for the Reporting Period is shown below.

Environmental Aspect	Monitoring Parameters	Action Level	Limit Level	Event & Action		
				NOE Issued	Investigation	Corrective Actions
Air Quality	1-hour TSP	0	0	0	--	--
	24-hour TSP	0	0	0	--	--
Construction Noise	$L_{eq(30min)}$ Daytime	0	0	0	--	--
Water Quality	DO	0	0	0	--	--
	Turbidity	0	0	0	--	--

Environmental Aspect	Monitoring Parameters	Action Level	Limit Level	Event & Action		
				NOE Issued	Investigation	Corrective Actions
	SS	0	0	0		

ENVIRONMENTAL COMPLAINT

ES.04. No environmental complaint was recorded in the Reporting Period.

NOTIFICATION OF SUMMONS AND SUCCESSFUL PROSECUTIONS

ES.05. No environmental summons or successful prosecutions were recorded in the Reporting Period.

REPORTING CHANGES

ES.06. Construction works for additional works at Kong Yiu Channel area was completed in May 2023, thus no construction work and waste raised of the Projects was presented in the Reporting Period. Updated EM&A termination proposal (Revision 2) addressing EPD's comment on 28 July 2023 was certified by ET and verified by IEC in August 2023 and the proposal was submitted to EPD by AECOM in early-September 2023. The proposal for termination of construction phase EM&A programme for Contract 6 and entire Project was approved by EPD on 31 October 2023 (EPD letter reference: () in Ax(3) to EP2/N7/A52 Pt.19 dated 31 October 2023. Thus, this is the last Quarterly EM&A Report for the Project.

FUTURE KEY ISSUES

ES.07. As construction work of the Project was completed in May 2023, thus no adverse environmental issue arising from the Project is foreseen in the future.

ES.08. The proposal for termination of construction phase EM&A programme for Contract 6 and entire Project was approved by EPD on 31 October 2023. The Contractor was reminded to implement the mitigation measure for the Operation Phase as stipulated in the EP and the approved EIA Report.

TABLE OF CONTENTS

1	INTRODUCTION	1
1.1	PROJECT BACKGROUND	1
1.2	REPORT STRUCTURE	1
2	PROJECT ORGANIZATION AND CONSTRUCTION PROGRESS	2
2.1	CONSTRUCTION CONTRACT PACKAGING	2
2.2	PROJECT ORGANIZATION	4
2.3	CONCURRENT PROJECTS	6
2.4	CONSTRUCTION PROGRESS	6
2.5	SUMMARY OF ENVIRONMENTAL SUBMISSIONS	6
3	PROJECT ORGANIZATION AND CONSTRUCTION PROGRESS	8
3.1	GENERAL	8
3.2	MONITORING PARAMETERS	8
3.3	MONITORING LOCATIONS	8
3.4	MONITORING FREQUENCY AND PERIOD	11
3.5	MONITORING EQUIPMENT	11
3.6	MONITORING METHODOLOGY	13
3.7	EQUIPMENT CALIBRATION	15
3.8	DERIVATION OF ACTION/LIMIT (A/L) LEVELS	16
3.9	DATA MANAGEMENT AND DATA QA/QC CONTROL	17
4	AIR QUALITY MONITORING	18
4.1	GENERAL	18
4.2	SUMMARY OF MONITORING RESULTS	18
5	CONSTRUCTION NOISE MONITORING	20
5.1	GENERAL	20
5.2	SUMMARY OF MONITORING RESULTS	20
6	WATER QUALITY MONITORING	21
6.1	GENERAL	21
6.2	SUMMARY OF MONITORING RESULTS	21
7	ECOLOGY MONITORING	23
7.1	MONITORING ON WOODLAND COMPENSATION	23
7.2	MONITORING ON WETLAND COMPENSATION	23
	WASTE MANAGEMENT	24
8.1	GENERAL WASTE MANAGEMENT	24
9	SITE INSPECTIONS	25
9.1	REQUIREMENTS	25
10	NON-COMPLIANCE, COMPLAINTS, NOTIFICATIONS OF SUMMONS AND PROSECUTIONS	26
10.1	STATUS OF NON-COMPLIANCE ENVIRONMENTAL COMPLAINT, SUMMONS AND PROSECUTION	26
11	IMPLEMENTATION STATUS OF MITIGATION MEASURES	27
11.1	GENERAL REQUIREMENTS	27
12	CONCLUSIONS AND RECOMMENDATIONS	28
12.1	CONCLUSIONS	28
12.2	RECOMMENDATIONS	28

LIST OF TABLES

TABLE 2-1	STATUS OF ENVIRONMENTAL LICENSES AND PERMITS OF THE CONTRACTS
TABLE 3-1	SUMMARY OF EM&A REQUIREMENTS
TABLE 3-2	IMPACT MONITORING STATIONS - AIR QUALITY
TABLE 3-3	IMPACT MONITORING STATIONS - CONSTRUCTION NOISE
TABLE 3-4	IMPACT MONITORING STATIONS - WATER QUALITY
TABLE 3-5	AIR QUALITY MONITORING EQUIPMENT
TABLE 3-6	CONSTRUCTION NOISE MONITORING EQUIPMENT
TABLE 3-7	WATER QUALITY MONITORING EQUIPMENT
TABLE 3-8	ACTION AND LIMIT LEVELS FOR AIR QUALITY MONITORING
TABLE 3-9	ACTION AND LIMIT LEVELS FOR CONSTRUCTION NOISE
TABLE 3-10	ACTION AND LIMIT LEVELS FOR WATER QUALITY
TABLE 4-1	SUMMARY OF AIR QUALITY MONITORING RESULTS
TABLE 4-2	SUMMARIES OF BREACHES OF AIR QUALITY A/L LEVELS
TABLE 5-1	SUMMARY OF CONSTRUCTION NOISE MONITORING RESULTS
TABLE 5-2	SUMMARIES OF BREACHES OF CONSTRUCTION NOISE A/L LEVELS
TABLE 6-1	SUMMARY OF THE WATER QUALITY MONITORING RESULTS – CONTRACTS 6
TABLE 6-2	SUMMARY OF THE WATER QUALITY MONITORING RESULTS – CONTRACT 6
TABLE 6-3	SUMMARY OF THE WATER QUALITY MONITORING RESULTS – CONTRACTS 6
TABLE 6-4	SUMMARIES OF BREACHES OF THE EXISTING WATER QUALITY A/L LEVELS
TABLE 9-1	SUMMARY OF REMINDERS/OBSERVATIONS OF SITE INSPECTION – CONTRACT 3
TABLE 9-2	SUMMARY OF REMINDERS/OBSERVATIONS OF SITE INSPECTION – CONTRACT 6
TABLE 10-1	STATISTICAL SUMMARY OF ENVIRONMENTAL COMPLAINTS
TABLE 10-2	STATISTICAL SUMMARY OF ENVIRONMENTAL SUMMONS
TABLE 10-3	STATISTICAL SUMMARY OF ENVIRONMENTAL PROSECUTION
TABLE 11-1	ENVIRONMENTAL MITIGATION MEASURES

LIST OF ANNEXES

APPENDIX A	LAYOUT PLAN OF THE PROJECT
APPENDIX B	ENVIRONMENTAL MANAGEMENT ORGANIZATION CHART
APPENDIX C	DESIGNATED MONITORING LOCATIONS AS RECOMMENDED IN THE APPROVED EM&A MANUAL
APPENDIX D	MONITORING LOCATIONS FOR IMPACT MONITORING
APPENDIX E	EVENT AND ACTION PLAN
APPENDIX F	GRAPHICAL PLOTS FOR MONITORING RESULT
APPENDIX G	WEATHER INFORMATION
APPENDIX H	IMPLEMENTATION SCHEDULE FOR ENVIRONMENTAL MITIGATION MEASURES
APPENDIX I	IMPLEMENTATION STATUS OF MITIGATION MEASURES FOR OPERATION PHASE
APPENDIX J	COMPLAINT LOG

1 INTRODUCTION

1.1 PROJECT BACKGROUND

- 1.1.1. Civil Engineering and Development Department is the Project Proponent and the Permit Holder of *Agreement No. CE 45/2008 (CE) Liantang / Heung Yuen Wai Boundary Control Point and Associated Works*, which is a Designated Project to be implemented under Environmental Permit number EP-404/2011/C granted on 12 March 2015 and the latest Environmental Permit number EP-404/2011/D granted on 20 January 2017.
- 1.1.2. The Project consists of two main components: Construction of a Boundary Control Point (hereinafter referred as “BCP”); and Construction of a connecting road alignment. Layout plan of the Project is shown in *Appendix A*.
- 1.1.3. The proposed BCP is located at the boundary with Shenzhen near the existing Chuk Yuen Village, comprising a main passenger building with passenger and cargo processing facilities and the associated customs, transport and ancillary facilities. The connecting road alignment consists of six main sections:
- 1) Lin Ma Hang to Frontier Closed Area (FCA) Boundary – this section comprises at-grade and viaducts and includes the improvement works at Lin Ma Hang Road;
 - 2) Ping Yeung to Wo Keng Shan – this section stretches from the Frontier Closed Area Boundary to the tunnel portal at Cheung Shan and comprises at-grade and viaducts including an interchange at Ping Yeung;
 - 3) North Tunnel – this section comprises the tunnel segment at Cheung Shan and includes a ventilation building at the portals on either end of the tunnel;
 - 4) Sha Tau Kok Road – this section stretches from the tunnel portal at Wo Keng Shan to the tunnel portal south of Loi Tung and comprises at-grade and viaducts including an interchange at Sha Tau Kok and an administration building;
 - 5) South Tunnel – this section comprises a tunnel segment that stretches from Loi Tung to Fanling and includes a ventilation building at the portals on either end of the tunnel as well as a ventilation building in the middle of the tunnel near Lau Shui Heung;
 - 6) Fanling – this section comprises the at-grade, viaducts and interchange connection to the existing Fanling Highway.
- 1.1.4. Action-United Environmental Services & Consulting has been commissioned as an Independent ET to implement the relevant EM&A programme in accordance with the approved EM&A Manual, as well as the associated duties.
- 1.1.5. This is the 41st Quarterly EM&A Summary Report presenting the monitoring results and inspection findings for the Reporting Period from **1 August 2023 to 31 October 2023**.

1.2 REPORT STRUCTURE

- 1.2.1 The Quarterly EM&A Summary Report is structured into the following sections:-

Section 1	Introduction
Section 2	Project Organization and Construction progress
Section 3	Summary of Impact monitoring Requirements
Section 4	Air Quality Monitoring
Section 5	Construction Noise Monitoring
Section 6	Water Quality Monitoring
Section 7	Ecology Monitoring
Section 8	Waste Management
Section 9	Site Inspection
Section 10	Non-compliance, Complaints, Notifications of Summons and Prosecutions
Section 11	Implementation Status of Mitigation Measures
Section 12	Conclusions and Recommendations

2 PROJECT ORGANIZATION AND CONSTRUCTION PROGRESS

2.1 CONSTRUCTION CONTRACT PACKAGING

2.1.1 To facilitate the project management and implementation, the Project would be divided by the following contracts:

- Contract 2 (CV/2012/08)
- Contract 3 (CV/2012/09)
- Contract 4 (NE/2014/02)
- Contract 5 (CV/2013/03)
- Contract 6 (CV/2013/08)
- Contract 7 (NE/2014/03)
- ArchSD Contract No. SS C505

2.1.2 The details of each contracts is summarized below and the delineation of each contracts is shown in *Appendix A*.

Contract 2 (CV/2012/08)

2.1.3 Contract 2 has awarded in December 2013 and construction work was commenced on 19 May 2014. Major Scope of Work of the Contract 2 is listed below:

- construction of an approximately 5.2km long dual two-lane connecting road (with about 0.4km of at-grade road and 4.8km of tunnel) connecting the Fanling Interchange with the proposed Sha Tau Kok Interchange;
- construction of a ventilation adit tunnel and the mid-ventilation building;
- construction of the north and south portal buildings of the Lung Shan Tunnel and their associated slope works;
- provision and installation of ventilation system, E&M works and building services works for Lung Shan tunnel and Cheung Shan tunnel and their portal buildings;
- construction of Tunnel Administration Building adjacent to Wo Keng Shan Road and the associated E&M and building services works; and
- construction of associated footpath, slopes, retaining structures, drainage, sewerage, waterworks, landscaping works and other ancillary works.

Contract 3 (CV/2012/09)

2.1.4 Contract 3 was awarded in July 2013 and construction work was commenced on 5 November 2013. Major Scope of Work of the Contract 3 is listed below:

- construction of four link roads connecting the existing Fanling Highway and the south portal of the Lung Shan Tunnel;
- realignment of the existing Tai Wo Service Road West and Tai Wo Service Road East;
- widening of the existing Fanling Highway (HyD's entrustment works);
- demolishing existing Kiu Tau vehicular bridge and Kiu Tau footbridge and reconstruction of the existing Kiu Tau Footbridge (HyD's entrustment works); and
- construction of associated footpath, slopes, retaining structures, drainage, sewerage, waterworks, landscaping works and other ancillary works.

Contract 4 (NE/2014/02)

2.1.5 Contract 4 was awarded in mid-April 2016 and construction work will be commenced on 2 May 2017. The scope of work of the Contract 4 includes:

- design, supply, delivery, installation, testing and commissioning of a traffic control and surveillance system for the connecting road linking up the Liantang / Heung Yuen Wai Boundary Control Point and the existing Fanling Highway.

Contract 5 (CV/2013/03)

2.1.6 Contract 5 has awarded in April 2013 and construction work was commenced in August 2013. Major Scope of Work of the Contract 5 is listed below:

- site formation of about 23 hectares of land for the development of the BCP;
- construction of an approximately 1.6 km long perimeter road at the BCP including a 175m long depressed road;
- associated diversion/modification works at existing local roads and junctions including Lin Ma Hang Road;
- construction of pedestrian subway linking the BCP to Lin Ma Hang Road;
- provision of resite area with supporting infrastructure for reprovisioning of the affected village houses; and
- construction of associated footpath, slopes, retaining structures, drainage, sewerage, waterworks, landscaping works and other ancillary works.

Contract 6 (CV/2013/08)

2.1.7 Contract 6 was awarded in June 2015 and construction work was commenced on 23 October 2015. Major Scope of Work of the Contract 6 would be included below:

- construction of an approximately 4.6km long dual two-lane connecting road (with about 0.6km of at-grade road, 3.3km of viaduct and 0.7km of tunnel) connecting the BCP with the proposed Sha Tau Kok Road Interchange and the associated ventilation buildings;
- associated diversion/modification works at access roads to the resite of Chuk Yuen Village;
- provision of sewage collection, treatment and disposal facilities for the BCP and the resite of Chuk Yuen Village;
- construction of a pedestrian subway linking the BCP to Lin Ma Hang Road;
- provisioning of the affected facilities including Wo Keng Shan Road garden; and
- construction of associated footpath, slopes, retaining structures, drainage, sewerage, waterworks, landscaping works and other ancillary works.

Contract 7 (NE/2014/03)

2.1.8 Contract 7 was awarded in December 2015 and the construction work was commenced 15 February 2016. Major Scope of Work of the Contract 7 would be included below:

- construction of the Hong Kong Special Administrative Region (HKSAR) portion of four vehicular bridge
- construction of one pedestrian bridge crossing Shenzhen (SZ) River (cross boundary bridges)

ArchSD Contract No. SS C505

2.1.9 SS C505 has been awarded in July 2015 and construction work was commenced on 1 September 2015. Major Scope of Work of the SS C505 would be included below:

- passenger-related facilities including processing kiosks and examination facilities for private cars and coaches, passenger clearance building and halls, the interior fitting works for the pedestrian bridge crossing Shenzhen River, etc.;
- cargo processing facilities including kiosks for clearance of goods vehicles, customs inspection platforms, X-ray building, etc.;
- accommodation for the facilities inside of the Government departments providing services in connection with the BCP;
- transport-related facilities inside the BCP including road networks, public transport interchange, transport drop-off and pick-up areas, vehicle holding areas and associated road furniture etc.;
- a public carpark; and
- other ancillary facilities such as sewerage and drainage, building services provisions and electronic systems, associated environmental mitigation measure and landscape works.

2.2 PROJECT ORGANIZATION

2.2.1 The project organization is shown in *Appendix B*. The responsibilities of respective parties are:

Civil Engineering and Development Department (CEDD)

2.2.2 CEDD is the Project Proponent and the Permit Holder of the EP of the development of the Project and will assume overall responsibility for the project. An Independent Environmental Checker (IEC) shall be employed by CEDD to audit the results of the EM&A works carried out by the ET.

Architectural Services Department (ArchSD)

2.2.3 ArchSD acts as the works agent for Development Bureau (DEVB), for Contract SS C505 Liantang/ Heung Yuen Wai Boundary Control Point (BCP) – BCP Buildings and Associated Facilities.

Environmental Protection Department (EPD)

2.2.4 EPD is the statutory enforcement body for environmental protection matters in Hong Kong.

Ronald Lu & Partners (Hong Kong) Ltd (The Architect)

2.2.5 Ronald Lu & Partners (Hong Kong) Ltd is appointed by ArchSD as an Architect for Contract SS C505 Liantang/ Heung Yuen Wai Boundary Control Point (BCP) – BCP Buildings and Associated Facilities. It is responsible for overseeing the construction works of Contract SS C505 and for ensuring that the works are undertaken by the Contractor in accordance with the specification and contract requirements. The duties and responsibilities of the Architect with respect to EM&A are:

- Monitor the Contractors' compliance with contract specifications, including the implementation and operation of the environmental mitigation measures and their effectiveness
- Monitor Contractors' and ET's compliance with the requirements in the Environmental Permit (EP) and EM&A Manual
- Facilitate ET's implementation of the EM&A programme
- Participate in joint site inspection by the ET and IEC
- Oversee the implementation of the agreed Event / Action Plan in the event of any exceedance
- Adhere to the procedures for carrying out complaint investigation
- Liaison with DSD, Engineer/Engineer's Representative, ET, IEC and the Contractor of the "Construction of the DSD's Regulation of Shenzhen River Stage 4 (RSR 4)" Project discussing regarding the cumulative impact issues.

Engineer or Engineers Representative (ER)

2.2.6 The ER is responsible for overseeing the construction works and for ensuring that the works are undertaken by the Contractor in accordance with the specification and contract requirements. The duties and responsibilities of the ER with respect to EM&A are:

- Monitor the Contractors' compliance with contract specifications, including the implementation and operation of the environmental mitigation measures and their effectiveness
- Monitor Contractors's, ET's and IEC's compliance with the requirements in the Environmental Permit (EP) and EM&A Manual
- Facilitate ET's implementation of the EM&A programme
- Participate in joint site inspection by the ET and IEC
- Oversee the implementation of the agreed Event / Action Plan in the event of any exceedance
- Adhere to the procedures for carrying out complaint investigation

- Liaison with DSD, Engineer/Engineer's Representative, ET, IEC and the Contractor of the "Construction of the DSD's Regulation of Shenzhen River Stage 4 (RSR 4)" Project discussing regarding the cumulative impact issues.

The Contractor(s)

2.2.7 There will be one contractor for each individual works contract. The Contractor(s) should report to the ER. The duties and responsibilities of the Contractor are:

- Comply with the relevant contract conditions and specifications on environmental protection
- Employ an Environmental Team (ET) to undertake monitoring, laboratory analysis and reporting of EM & A Facilitate ET's monitoring and site inspection activities
- Participate in the site inspections by the ET and IEC, and undertake any corrective actions
- Provide information / advice to the ET regarding works programme and activities which may contribute to the generation of adverse environmental impacts
- Submit proposals on mitigation measures in case of exceedances of Action and Limit levels in accordance with the Event / Action Plans
- Implement measures to reduce impact where Action and Limit levels are exceeded
- Adhere to the procedures for carrying out complaint investigation

Environmental Team (ET)

2.2.8 One ET will be employed for this Project. The ET shall not be in any way an associated body of the Contractor(s), and shall be employed by the Project Proponent/Contractor to conduct the EM&A programme. The ET should be managed by the ET Leader. The ET Leader shall be a person who has at least 7 years' experience in EM&A and has relevant professional qualifications. Suitably qualified staff should be included in the ET, and resources for the implementation of the EM&A programme should be allocated in time under the Contract(s), to enable fulfillment of the Project's EM&A requirements as specified in the EM&A Manual during construction of the Project. The ET shall report to the Project Proponent and the duties shall include:

- Monitor and audit various environmental parameters as required in this EM&A Manual
- Analyse the environmental monitoring and audit data, review the success of EM&A programme and the adequacy of mitigation measures implemented, confirm the validity of the EIA predictions and identify any adverse environmental impacts arising
- Carry out regular site inspection to investigate and audit the Contractors' site practice, equipment/plant and work methodologies with respect to pollution control and environmental mitigation, and effect proactive action to pre-empt problems
- Monitor compliance with conditions in the EP, environmental protection, pollution prevention and control regulations and contract specifications
- Audit environmental conditions on site
- Report on the environmental monitoring and audit results to EPD, the ER, the IEC and Contractor(s) or their delegated representatives
- Recommend suitable mitigation measures to the Contractor in the case of exceedance of Action and Limit levels in accordance with the Event and Action Plans
- Liaise with the IEC on all environmental performance matters and timely submit all relevant EM&A proforma for approval by IEC
- Advise the Contractor(s) on environmental improvement, awareness, enhancement measures etc., on site
- Adhere to the procedures for carrying out complaint investigation
- Liaison with the client departments, Engineer/Engineer's Representative, ET, IEC and the Contractor(s) of the concurrent projects as listed under Section 2.3 below regarding the cumulative impact issues.

Independent Environmental Checker (IEC)

- 2.2.9 One IEC will be employed for this Project. The Independent Environmental Checker (IEC) should not be in any way an associated body of the Contractor(s) or the ET for the Project. The IEC should be employed by the Permit Holder (i.e., CEDD) prior to the commencement of the construction of the Project. The IEC should have at least 10 years' experience in EM&A and have relevant professional qualifications. The duty of IEC should be:
- Provide proactive advice to the ER and the Project Proponent on EM&A matters related to the project, independent from the management of construction works, but empowered to audit the environmental performance of construction
 - Review and audit all aspects of the EM&A programme implemented by the ET
 - Review and verify the monitoring data and all submissions in connection with the EP and EM&A Manual submitted by the ET
 - Arrange and conduct regular, at least monthly site inspections of the works during construction phase, and ad hoc inspections if significant environmental problems are identified
 - Check compliance with the agreed Event / Action Plan in the event of any exceedance
 - Check compliance with the procedures for carrying out complaint investigation
 - Check the effectiveness of corrective measures
 - Feedback audit results to ET by signing off relevant EM&A proforma
 - Check that the mitigation measures are effectively implemented
 - Report the works conducted, the findings, recommendation and improvement of the site inspections, after reviewing ET's and Contractor's works, and advices to the ER and Project Proponent on a monthly basis
 - Liaison with the client departments, Engineer/Engineer's Representative, ET, IEC and the Contractor(s) of the concurrent projects as listed under Section 2.3 below regarding the cumulative impact issues.

2.3 CONCURRENT PROJECTS

- 2.3.1 The concurrent construction works that may be carried out include, but not limited to, the following:
- (a) Regulation of Shenzhen River Stage IV;
 - (b) Widening of Fanling Highway – Tai Hang to Wo Hop Shek Interchange – Contract No. HY/2012/06;
 - (c) Construction of BCP facilities in Shenzhen.

2.4 CONSTRUCTION PROGRESS

- 2.4.1 Following the partial commencement of the Project, the major construction works under the Project were substantially completed. Proposal for partial termination of the construction phase EM&A programme for Contracts 2, 4, 7 and SS C505 was approved by EPD on 9 July 2020 (EPD's ref.: () in Ax (3) to EP 2/N7/A/52 Pt.17). Moreover, termination proposal for Contract 3 was approved by EPD on 4 May 2021 (EPD's ref.: () in Ax (3) to EP 2/N7/A52 Pt.18).
- 2.4.2 Construction Work of Contract 6 was completed in May 2023, thus no construction work was presented in the Reporting Period. The proposal for termination of construction phase EM&A programme for Contract 6 and the entire project was approved by EPD on 31 October 2023.

2.5 SUMMARY OF ENVIRONMENTAL SUBMISSIONS

- 2.5.1 In according to the EP, the required documents have submitted to EPD which listed in below:
- Project Layout Plans of Contracts 2, 3, 4, 5, 6, 7 and SS C505
 - Landscape Plan
 - Topsoil Management Plan
 - Environmental Monitoring and Audit Programme

- Baseline Monitoring Report (TCS00690/13/600/R0030v3) for the Project
- Waste Management Plan of the Contracts 2, 3, 4, 5, 6, 7 and SS C505
- Contamination Assessment Plan (CAP) and Contamination Assessment Report (CAR) for Po Kat Tsai, Loi Tung and the workshops in Fanling
- Vegetation Survey Report
- Woodland Compensation Plan
- Habitat Creation Management Plan

2.5.2 Summary of the relevant permits, licenses, and/or notifications on environmental protection for the Project of each contracts are presented in *Table 2-1*.

Table 2-1 Status of Environmental Licenses and Permits of the Contracts

Item	Description	License/Permit Status		
		Ref. no.	Effective Date	Expiry Date
Contract 6				
1	Air pollution Control (Construction Dust) Regulation	Ref. No: 390614	29 Jun 2015	Till the end of Contract
2	Chemical Waste Producer Registration	Waste Producers Number No.: 5213-652-C3969-01	31 Aug 2015	Till the end of Contract
3	Water Pollution Control Ordinance - Discharge License	WT00041417-2022	20 Jun 2022	Valid until 30 Jun 2027

3 PROJECT ORGANIZATION AND CONSTRUCTION PROGRESS

3.1 GENERAL

3.1.1 The Environmental Monitoring and Audit requirements are set out in the Approved EM&A manual. Environmental issues such as air quality, construction noise and water quality were identified as the key issues during the construction phase of the Project.

3.1.2 A summary of construction phase EM&A requirements are presented in the sub-sections below.

3.2 MONITORING PARAMETERS

3.2.1 The EM&A program of construction phase monitoring shall cover the following environmental issues:

- Air quality;
- Construction noise; and
- Water quality

3.2.2 A summary of the monitoring parameters is presented in *Table 3-1*.

Table 3-1 Summary of EM&A Requirements

Environmental Issue	Parameters
Air Quality	<ul style="list-style-type: none"> • 1-hour TSP by Real-Time Portable Dust Meter; and • 24-hour TSP by High Volume Air Sampler.
Noise	<ul style="list-style-type: none"> • $L_{eq(30min)}$ in normal working days (Monday to Saturday) 07:00-19:00 except public holiday; and • 3 sets of consecutive $L_{eq(5min)}$ on restricted hours i.e. 19:00 to 07:00 next day, and whole day of public holiday or Sunday • Supplementary information for data auditing, statistical results such as L_{10} and L_{90} shall also be obtained for reference.
Water Quality	<p>In-situ Measurements</p> <ul style="list-style-type: none"> • Dissolved Oxygen Concentration (mg/L); • Dissolved Oxygen Saturation (%); • Turbidity (NTU); • pH unit; • Water depth (m); and • Temperature (°C).
	<p>Laboratory Analysis</p> <ul style="list-style-type: none"> • Suspended Solids (mg/L)

3.3 MONITORING LOCATIONS

3.3.1 The designated monitoring locations as recommended in the *EM&A Manual* are shown in *Appendix C*. As the access to some of the designated monitoring locations was questionable due to safety reason or denied by the landlords, alternative locations therefore have had proposed. The latest alternative monitoring locations has been updated in the revised EM&A Programme (Rev.7) which approved by EPD on 7 April 2017. Besides, in view of Location AM1b was demolished and returned to the landlord on 27 April 2018, alternative location AM1c was proposed by ET and approved by EPD on 26 November 2018. *Table 3-2*, *Table 3-3* and *Table 3-4* are respectively listed the air quality, construction noise and water quality monitoring locations for the Project and a map showing these monitoring stations is presented in *Appendix D*.

3.3.2 Following the proposal for partial termination of the construction phase EM&A programme for Contract 2, 4, 7 and SSC505 and Contract 3 was approved by EPD on 9 July 2020 and 4 May 2021 respectively. The corresponding air quality monitoring stations including AM1c, and AM8 were ceased after last monitoring carried out on 7 July 2020 and 10 July 2020 respectively and AM9b was ceased after last monitoring carried out on 4 May 2021. Besides, the

corresponding noise monitoring stations including NM1 and NM7 were ceased after last monitoring carried out on 7 July 2020 and 10 July 2020 respectively and NM8, NM9 and NM10 were ceased after last monitoring carried out on 29 April 2021 according to Partial Termination Proposal for Contract 3 approved by EPD on 4 May 2021. Moreover, WM4, WM4-CA and WM4-CB were ceased after last monitoring carried out on 3 May 2021 according to Partial Termination Proposal for Contract 3 approved by EPD on 4 May 2021.

Table 3-2 Impact Monitoring Stations - Air Quality

Station ID	Description	Works Area	Related to the Work Contract
AM1c (*) (\$)	Open area of Tsung Yuen Ha Village No. 63	BCP	SS C505 Contract 7
AM2	Village House near Lin Ma Hang Road	LMH to Frontier Closed Area	Contract 6
AM3	Ta Kwu Ling Fire Service Station of Ta Kwu Ling Village.	LMH to Frontier Closed Area	Contract 6
AM4b^	House no. 10B1 Nga Yiu Ha Village	LMH to Frontier Closed Area	Contract 6
AM5a^	Ping Yeung Village House	Ping Yeung to Wo Keng Shan	Contract 6
AM6	Wo Keng Shan Village House	Ping Yeung to Wo Keng Shan	Contract 6
AM7b@	Loi Tung Village House	Sha Tau Kok Road	Contract 2 Contract 6
AM8 (\$)	Po Kat Tsai Village No. 4	Po Kat Tsai	Contract 2
AM9b#	Nam Wa Po Village House No. 80	Fanling	Contract 3

Proposal for the change of air quality monitoring location from AM9a to AM9b was submitted to EPD on 4 Nov 2013 after verified by the IEC and it was approved by EPD (EPD's ref.: (15) in EP 2/N7/A/52 Pt.10 dated 8 Nov 2013). Besides, AM9b was ceased after last monitoring carried out on 4 May 2021 according to Partial Termination Proposal approved by EPD on 4 May 2021.

@ Proposal for the change of air quality monitoring location from AM7a to AM7b was submitted to EPD on 4 June 2014 after verified by the IEC. It was approved by EPD (EPD's ref.: (7) in EP 2/N7/A/52 Pt.12 dated 9 Jun 2014).

^ Proposal for change of air quality monitoring locations was enclosed in the updated EM&A Programme which approval by EPD on 29 Mar 2016. Besides, Location AM1b was temporary suspended (24-hour TSP monitoring) since 27 April 2018 as the rented land was demolished and returned to the landlord.

* Revised proposal for alternative location AM1c was submitted to EPD on 31 October 2018 after verified by the IEC and it was approved by EPD (EPD's ref.: () in Ax (1) to EP 2/N7/A/52 Pt.26 dated 26 November 2018).

\$ AM1c and AM8 were ceased after last monitoring carried out on 7 July 2020 and 10 July 2020 respectively according to Partial Termination Proposal approved by EPD on 9 July 2020.

Table 3-3 Impact Monitoring Stations - Construction Noise

Station ID	Description	Works Area	Related to the Work Contract
NM1 (\$)	Tsung Yuen Ha Village House No. 63	BCP	SS C505 Contract 7
NM2a#	Village House near Lin Ma Hang Road	Lin Ma Hang to Frontier Closed Area	Contract 6
NM3	Ping Yeung Village House (facade facing northeast)	Ping Yeung to Wo Keng Shan	Contract 6
NM4	Wo Keng Shan Village House	Ping Yeung to Wo Keng Shan	Contract 6
NM5	Village House, Loi Tung	Sha Tau Kok Road	Contract 2, Contract 6

Station ID	Description	Works Area	Related to the Work Contract
NM6	Tai Tong Wu Village House 2	Sha Tau Kok Road	Contract 2, Contract 6
NM7 (\$)	Po Kat Tsai Village	Po Kat Tsai	Contract 2
NM8 (\$)	Village House, Tong Hang	Fanling	Contract 2 Contract 3
NM9 (\$)	Village House, Kiu Tau Village	Fanling	Contract 3
NM10 (\$)	Nam Wa Po Village House No. 80	Fanling	Contract 3

Proposal for the change of construction noise monitoring location from NM2 to NM2a was verified by the IEC on 6 May 2016 and was effective on 9 May 2016.

\$ NM1 and NM7 were ceased after last monitoring carried out on 7 July 2020 and 10 July 2020 respectively according to Partial Termination Proposal approved by EPD on 9 July 2020. Besides, NM8, NM9 and NM10 were ceased after last monitoring carried out on 29 April 2021 according to Partial Termination Proposal for Contract 3 approved by EPD on 4 May 2021.

Table 3-4 Impact Monitoring Stations - Water Quality

Station ID	Description	Coordinates of Designated / Alternative Location		Nature of the location	Related to the Work Contract
WM1	Downstream of Kong Yiu Channel	833 679	845 421	Alternative location located at upstream 51m of the designated location	Contract 6
WM1- Control	Upstream of Kong Yiu Channel	834 185	845 917	NA	Contract 6
WM2A	Downstream of River Ganges	834 204	844 471	Alternative location located at upstream 81m of the designated location	Contract 6
WM2A(a)*	Downstream of River Ganges	834 191	844 474	Alternative location located at upstream 70m of the designated location	Contract 6
WM2A- Controlx#	Upstream of River Ganges	835 377	844 188	Alternative location located at upstream 160m of the designated location	Contract 6
WM2B	Downstream of River Ganges	835 433	843 397	NA	Contract 6
WM2B- Control	Upstream of River Ganges	835 835	843 351	Alternative location located at downstream 31m of the designated location	Contract 6
WM3x#	Downstream of River Indus	836 206	842 270	Alternative location located at downstream 180m of the designated location	Contract 6
WM3- Control	Upstream of River Indus	836 763	842 400	Alternative location located at downstream 26m of the designated location	Contract 6
WM4 (\$)	Downstream of Ma Wat Channel	833 850	838 338	Alternative location located at upstream 11m of the designated location	Contract 3
WM4- Control A (\$)	Kau Lung Hang Stream	834 028	837 695	Alternative location located at downstream 28m of the designated location	Contract 3
WM4- Control B (\$)	Upstream of Ma Wat Channel	833760	837395	Alternative location located at upstream 15m of the designated location	Contract 3

Note: EPD has approved the revised EM&A Programme (Rev.7) which proposed that (1) if the measured

water depth of the monitoring station is lower than 150 mm, alternative location based on the criteria were selected to perform water monitoring; and (2) If no suitable alternative location could be found within 15m far from the original location, the sampling at that location will be cancelled since sampling at too far from the designated location could not make a representative sample in accordance with the updated EM&A Programme (Rev. 07) (Section 4.1.4) (EPD ref.: () in EP2/N7/A/52 Ax(1) Pt.20 dated 7 April 2017)

- (*) Proposal for the change of water monitoring location from WM2A to WM2A(a) was verified by the IEC and it was approved by EPD. (EPD's ref. (10) in EP 2/N7/A/52 Pt.19)
- (#) Proposal for the change of water quality monitoring location (WM3x and WM2A-Cx) was included in the EM&A Programme Rev .05 which approved by EPD on 29 March 2016 (EPD ref.: (3) in EP2/N7/A/52 Ax(1) Pt.19)
- (§) WM4, WM4-CA and WM4-CB were ceased after last monitoring carried out on 3 May 2021 according to Partial Termination Proposal for Contract 3 approved by EPD on 4 May 2021.

3.4 MONITORING FREQUENCY AND PERIOD

3.4.1 The requirements of impact monitoring are stipulated in Sections 2.1.6, 3.1.5 and 4.1.6 of the approved EM&A Manual and presented as follows.

Air Quality Monitoring

3.4.2 Frequency of impact air quality monitoring is as follows:

- 1-hour TSP 3 times every six days during course of works
- 24-hour TSP Once every 6 days during course of works

Noise Monitoring

3.4.3 One set of $L_{eq(30min)}$ as 6 consecutive $L_{eq(5min)}$ between 0700-1900 hours on normal weekdays and once every week during course of works. If construction work necessary to carry out at other time periods, i.e. restricted time period (19:00 to 07:00 the next morning and whole day on public holidays) (hereinafter referred as “the restricted hours”), 3 consecutive $L_{eq(5min)}$ measurement will depended CNP requirements to undertake. Supplementary information for data auditing, statistical results such as L_{10} and L_{90} shall also be obtained for reference.

Water Quality Monitoring

3.4.4 The water quality monitoring frequency shall be 3 days per week during course of works. The interval between two sets of monitoring shall not be less than 36 hours.

3.5 MONITORING EQUIPMENT

Air Quality Monitoring

- 3.5.1 The 24-hour and 1-hour TSP levels shall be measured by following the standard high volume sampling method as set out in the Title 40 of the Code of Federal Regulations, Chapter 1 (Part 50), Appendix B. If the ET proposes to use a direct reading dust meter to measure 1-hour TSP levels, it shall submit sufficient information to the IEC to approve.
- 3.5.2 The filter paper of 24-hour TSP measurement shall be determined by HOKLAS accredited laboratory.
- 3.5.3 All equipment to be used for air quality monitoring is listed in **Table 3-5**.

Table 3-5 Air Quality Monitoring Equipment

Equipment	Model
24-Hour TSP	
High Volume Air Sampler	TISCH High Volume Air Sampler, HVS Model TE-5170
Calibration Kit	TISCH Model TE-5025A
1-Hour TSP	
Portable Dust Meter	Sibata LD-3B Laser Dust monitor Particle Mass Profiler & Counter/ SidePak™ Personal Aerosol Monitor AM510

Wind Data Monitoring Equipment

- 3.5.4 According to the approved EM&A Manual, wind data monitoring equipment shall also be provided and set up for logging wind speed and wind direction near the dust monitoring locations. The equipment installation location shall be proposed by the ET and agreed with the IEC. For installation and operation of wind data monitoring equipment, the following points shall be observed:
- 1) The wind sensors should be installed 10 m above ground so that they are clear of obstructions or turbulence caused by buildings.
 - 2) The wind data should be captured by a data logger. The data shall be downloaded for analysis at least once a month.
 - 3) The wind data monitoring equipment should be re-calibrated at least once every six months.
 - 4) Wind direction should be divided into 16 sectors of 22.5 degrees each.
- 3.5.5 ET has liaised with the landlords of the successful granted HVS installation premises. However, the owners rejected to provide premises for wind data monitoring equipment installation.
- 3.5.6 Under this situation, the ET proposed alternative methods to obtain representative wind data. Meteorological information as extracted from “the Hong Kong Observatory Ta Kwu Ling Station” is alternative method to obtain representative wind data. For Ta Kwu Ling Station, it is located nearby the Project site. Moreover, this station is located at 15m above mean sea level while its anemometer is located at 13m above the existing ground which in compliance with the general setting up requirement. Furthermore, this station also can be to provide the humidity, rainfall, and air pressure and temperature etc. meteorological information. In Hong Kong of a lot development projects, weather information extracted from Hong Kong Observatory is common alternative method if weather station installation not allowed.

Noise Monitoring

- 3.5.7 Sound level meter in compliance with the International Electrotechnical Commission Publications 651: 1979 (Type 1) and 804: 1985 (Type 1) specifications shall be used for carrying out the noise monitoring. The sound level meter shall be checked using an acoustic calibrator. The wind speed shall be checked with a portable wind speed meter capable of measuring the wind speed in m s⁻¹.
- 3.5.8 Noise monitoring equipment to be used for monitoring is listed in *Table 3-6*.

Table 3-6 Construction Noise Monitoring Equipment

Equipment	Model
Integrating Sound Level Meter	Rion NL-52
Calibrator	Rion NC-75
Portable Wind Speed Indicator	Testo Anemometer

- 3.5.9 Sound level meters listed above comply with the *International Electrotechnical Commission Publications 651: 1979 (Type 1) and 804: 1985 (Type 1)* specifications, as recommended in TM issued under the NCO. The acoustic calibrator and sound level meter to be used in the impact monitoring will be calibrated yearly.

Water Quality Monitoring

- 3.5.10 DO and water temperature should be measured in-situ by a DO/temperature meter. The instrument should be portable and weatherproof using a DC power source. It should have a membrane electrode with automatic temperature compensation complete with a cable. The equipment should be capable of measuring:
- a DO level in the range of 0-20 mg/l and 0-200% saturation; and
 - a temperature of between 0 and 45 degree Celsius.

- 3.5.11 A portable pH meter capable of measuring a range between 0.0 and 14.0 should be provided to measure pH under the specified conditions accordingly to the APHA Standard Methods.
- 3.5.12 The instrument should be portable and weatherproof using a DC power source. It should have a photoelectric sensor capable of measuring turbidity between 0-1000 NTU.
- 3.5.13 A portable, battery-operated echo sounder or tape measure will be used for the determination of water depth at each designated monitoring station as appropriate.
- 3.5.14 A water sampler e.g. Kahlsico Water Sampler, which is a transparent PVC cylinder with capacity not less than 2 litres, will be used for water sampling if water depth over than 0.5m. For sampling from very shallow water depths e.g. <0.5 m, water sample collection will be directly from water surface below 100mm use sampling plastic bottle to avoid inclusion of bottom sediment or humus. Moreover, Teflon/stainless steel bailer or self-made sampling buckets maybe used for water sampling. The equipment used for sampling will be depended the sampling location and depth situations.
- 3.5.15 Water samples for laboratory measurement of SS will be collected in high density polythene bottles, packed in ice (cooled to 4 °C without being frozen), and delivered to the laboratory in the same day as the samples were collected.
- 3.5.16 Analysis of suspended solids should be carried out in a HOKLAS or other accredited laboratory. Water samples of about 1L should be collected at the monitoring stations for carrying out the laboratory suspended solids determination. The SS determination work should start within 24 hours after collection of the water samples. The SS analyses should follow the *APHA Standard Methods 2540D* with Limit of Reporting of 2 mg/L.
- 3.5.17 Water quality monitoring equipment used in the impact monitoring is listed in **Table 3-7**. Suspended solids (SS) analysis is carried out by a local HOKLAS-accredited laboratory, namely *ALS Technichem (HK) Pty Ltd*.

Table 3-7 Water Quality Monitoring Equipment

Equipment	Model
Water Depth Detector	Eagle Sonar or tape measures
Water Sampler	A 2-litre transparent PVC cylinder with latex cups at both ends or teflon/stainless steel bailer or self-made sampling bucket
Thermometer & DO meter	YSI Professional DSS
pH meter	YSI Professional DSS
Turbidimeter	YSI Professional DSS
Sample Container	High density polythene bottles (provided by laboratory)
Storage Container	‘Willow’ 33-liter plastic cool box with Ice pad

3.6 MONITORING METHODOLOGY

1-hour TSP Monitoring

- 3.6.1 The 1-hour TSP monitor was a brand named “Sibata LD-3B Laser Dust monitor Particle Mass Profiler & Counter” which is a portable, battery-operated laser photometer. The 1-hour TSP meter provides a real time 1-hour TSP measurement based on 90° light scattering. The 1-hour TSP monitor consists of the following:
 - (a.) A pump to draw sample aerosol through the optic chamber where TSP is measured;
 - (b.) A sheath air system to isolate the aerosol in the chamber to keep the optics clean for maximum reliability; and
 - (c.) A built-in data logger compatible with Windows based program to facilitate data collection, analysis and reporting.
- 3.6.2 The 1-hour TSP meter is used within the valid period as follow manufacturer’s Operation and

Service Manual.

24-hour TSP Monitoring

- 3.6.3 The equipment used for 24-hour TSP measurement is Tisch Environmental, Inc. Model TE-5170 TSP high volume air sampling system, which complied with *EPA Code of Federal Regulation, Appendix B to Part 50*. The High Volume Air Sampler (HVS) consists of the following:
- (a.) An anodized aluminum shelter;
 - (b.) A 8"x10" stainless steel filter holder;
 - (c.) A blower motor assembly;
 - (d.) A continuous flow/pressure recorder;
 - (e.) A motor speed-voltage control/elapsed time indicator;
 - (f.) A 7-day mechanical timer, and
 - (g.) A power supply of 220v/50 Hz
- 3.6.4 The HVS is operated and calibrated on a regular basis in accordance with the manufacturer's instruction using Tisch Calibration Kit Model TE-5025A. Calibration would carry out in two month interval.
- 3.6.5 24-hour TSP is collected by the ET on filters of HVS and quantified by a local HOKLAS accredited laboratory, ALS Technichem (HK) Pty Ltd (ALS), upon receipt of the samples. The ET keep all the sampled 24-hour TSP filters in normal air conditioned room conditions, i.e. 70% RH (Relative Humidity) and 25°C, for six months prior to disposal.

Noise Monitoring

- 3.6.6 Noise measurements were taken in terms of the A-weighted equivalent sound pressure level (L_{eq}) measured in decibels dB(A). Supplementary statistical results (L_{10} and L_{90}) were also obtained for reference.
- 3.6.7 During the monitoring, all noise measurements were performed with the meter set to FAST response and on the A-weighted equivalent continuous sound pressure level (L_{eq}). $Leq_{(30min)}$ in six consecutive $Leq_{(5min)}$ measurements were used as the monitoring parameter for the time period between 0700-1900 hours on weekdays; and also $Leq_{(15min)}$ in three consecutive $Leq_{(5min)}$ measurements is used as monitoring parameter for other time periods (e.g. during restricted hours), if necessary.
- 3.6.8 Prior of noise measurement, the accuracy of the sound level meter is checked using an acoustic calibrator generating a known sound pressure level at a known frequency. The checking was performed before and after the noise measurement.

Water Quality

- 3.6.9 Water quality monitoring is conducted at the designated locations. The sampling produce with the in-situ monitoring are presented as below:

Sampling Procedure

- 3.6.10 A Digital Global Positioning System (GPS) is used to identify the designated monitoring stations prior to water sampling. A portable, battery-operated echo sounder is used for the determination of water depth at each station. At each station, water sample would be collected from 0.1m below water surface or the water surface to prevent the river bed sediment for stirring.
- 3.6.11 If the water level of a monitoring station is too shallow when sampling, sediment would be disturbed which affecting the accuracy of water quality monitoring. In order to avoid disturbing sediment, depth limits should be set up for the water sampling for the ease of reference. When the measured water depth of the monitoring station (both control and impact stations) is lower than 150mm, water monitoring would not be to perform at that monitoring location. Instead, the

monitoring location will be moved to a temporary alternative location monitoring location based on the criteria below:-

- (a) the alternative location should be either upstream or downstream of the original location and at the same the river/drain channel
- (b) the alternative location should be within 15m far from the original location
- (c) if no suitable alternative location could be found within 15m far from the original location, the sampling at that location will be cancelled since sampling at too far from the designated location could not make a representative sample.

- 3.6.12 The sample container will be rinsed with a portion of the water sample. The water sample then will be transferred to the high-density polythene bottles as provided by the laboratory, labeled with a unique sample number and sealed with a screw cap.
- 3.6.13 Before sampling, general information such as the date and time of sampling, weather condition as well as the personnel responsible for the monitoring would be recorded on the field data sheet.
- 3.6.14 A 'Willow' 33-liter plastic cool box packed with ice will be used to preserve the water samples prior to arrival at the laboratory for chemical determination. The water temperature of the cool box is maintained at a temperature as close to 4°C as possible without being frozen. Samples collected are delivered to the laboratory upon collection.

In-situ Measurement

- 3.6.15 YSI Professional DSS is used for water in-situ measures, which automates the measurements and data logging of temperature, dissolved oxygen and dissolved oxygen saturation.
- 3.6.16 YSI Professional DSS is used for in-situ pH measurement. The pH meter is capable of measuring pH in the range of 0 – 14 and readable to 0.1.
- 3.6.17 YSI Professional DSS is used for in-situ turbidity measurement. The turbidity meter is capable of measuring turbidity in the range of 0 – 1000 NTU.
- 3.6.18 All in-situ measurement equipment are calibrated by HOKLAS accredited laboratory of three month interval.

Laboratory Analysis

- 3.6.19 All water samples are analyzed with Suspended Solids (SS) as specified in the *EM&A Manual* by a local HOKLAS-accredited testing laboratory (ALS Technichem (HK) Pty Ltd HOKLAS registration no. 66). SS analysis is determined by the laboratory upon receipt of the water samples using *APHA Standard Methods 2540D* (namely ALS Method EA-025 as accredited HOKLAS Scheme) started within 48 hours of water sample receipt.

3.7 EQUIPMENT CALIBRATION

- 3.7.1 Calibration of the HVS is performed upon installation and thereafter at bimonthly intervals in accordance with the manufacturer's instruction using the certified standard calibrator (TISCH Model TE-5025A). Moreover, the Calibration Kit would be calibrated annually. The calibration data are properly documented and the records are maintained by ET for future reference.

- 3.7.2 The 1-hour TSP meter was calibrated by the supplier prior to purchase. Zero response of the equipment would be checked before and after each monitoring event. Annually calibration with the High Volume Sampler (HVS) in same condition would be undertaken by the Laboratory.
- 3.7.3 The sound level meter and calibrator are calibrated and certified by a laboratory accredited under HOKLAS or any other international accreditation scheme at yearly basis.
- 3.7.4 All water quality monitoring equipment is calibrated by HOKLAS accredited laboratory of three month intervals.
- 3.7.5 The calibration certificates of all monitoring equipment used for the impact monitoring program in the Reporting Period and the HOKLAS accredited certificate of laboratory are presented in the relevant monthly EM&A reports.

3.8 DERIVATION OF ACTION/LIMIT (A/L) LEVELS

- 3.8.1 The baseline results form the basis for determining the environmental acceptance criteria for the impact monitoring. According to the approved Environmental Monitoring and Audit Manual, the air quality, construction noise and water quality criteria were set up, namely Action and Limit levels are listed in *Tables 3-8, 3-9 and 3-10*.

Table 3-8 Action and Limit Levels for Air Quality Monitoring

Monitoring Station	Action Level ($\mu\text{g}/\text{m}^3$)		Limit Level ($\mu\text{g}/\text{m}^3$)	
	1-hour TSP	24-hour TSP	1-hour TSP	24-hour TSP
AM1c (\$)	265	143	500	260
AM2	268	149		
AM3	269	145		
AM4b	267	148		
AM5a	268	143		
AM6	269	148		
AM7b	275	156		
AM8 (\$)	269	144		
AM9b (\$)	271	151		

\$ AM1c and AM8 were ceased after last monitoring carried out on 7 July 2020 and 10 July 2020 respectively according to Partial Termination Proposal approved by EPD on 9 July 2020. Besides, AM9b was ceased after last monitoring carried out on 4 May 2021 according to Partial Termination Proposal approved by EPD on 4 May 2021.

Table 3-9 Action and Limit Levels for Construction Noise

Monitoring Location	Action Level	Limit Level in dB(A)
	Time Period: 0700-1900 hours on normal weekdays	
NM1(\$), NM2a, NM3, NM4, NM5, NM6, NM7(\$), NM8(\$), NM9(\$), NM10(\$)	When one or more documented complaints are received	75 dB(A) ^{Note 1 & Note 2}

Note 1: Acceptable Noise Levels for school should be reduced to 70 dB(A) and 65 dB(A) during examination period.

Note 2: If works are to be carried out during restricted hours, the conditions stipulated in the construction noise permit issued by the NCA have to be followed.

\$ NM1 and NM7 were ceased after last monitoring carried out on 7 July 2020 and 10 July 2020 respectively according to Partial Termination Proposal approved by EPD on 9 July 2020. Besides, NM8, NM9 and NM10 were ceased after last monitoring carried out on 29 April 2021 according to Partial Termination Proposal for Contract 3 approved by EPD on 4 May 2021.

Table 3-10 Action and Limit Levels for Water Quality

Parameter	Performance criteria	Monitoring Location				
		WM1	WM2A(a)	WM2B	WM3x	WM4(\$)
DO (mg/L)	Action Level	(*)4.23	(**)4.00	(*)4.74	(**)4.00	(*)4.14
	Limit Level	(#)4.19	(**)4.00	(#)4.60	(**)4.00	(#)4.08
Turbidity (NTU)	Action Level	51.3	24.9	11.4	13.4	35.2
		AND 120% of upstream control station of the same day				
	Limit Level	67.6	33.8	12.3	14.0	38.4
		AND 130% of upstream control station of the same day				
SS (mg/L)	Action Level	54.5	14.6	11.8	12.6	39.4
		AND 120% of upstream control station of the same day				
	Limit Level	64.9	17.3	12.4	12.9	45.5
		AND 130% of upstream control station of the same day				

Remarks:

(*) The Proposed **Action Level** of Dissolved Oxygen is adopted to be used 5%-ile of baseline data

(**) The Proposed **Action & Limit Level** of Dissolved Oxygen is used 4mg/L

(#) The Proposed **Limit Level** of Dissolved Oxygen is adopted to be used 1%-ile of baseline data

(\$) WM4, WM4-CA and WM4-CB were ceased after last monitoring carried out on 3 May 2021 according to Partial Termination Proposal for Contract 3 approved by EPD on 4 May 2021.

3.8.2 Should non-compliance of the environmental quality criteria occurs, remedial actions will be triggered according to the Event and Action Plan which presented in [Appendix E](#).

3.9 DATA MANAGEMENT AND DATA QA/QC CONTROL

3.9.1 All monitoring data will be handled by the ET's in-house data recording and management system. The monitoring data recorded in the equipment will be downloaded directly from the equipment at the end of each monitoring day. The downloaded monitoring data will input into a computerized database properly maintained by the ET. The laboratory results will be input directly into the computerized database and checked by personnel other than those who input the data.

3.9.2 For monitoring parameters that require laboratory analysis, the local laboratory shall follow the QA/QC requirements as set out under the HOKLAS scheme for the relevant laboratory tests.

4 AIR QUALITY MONITORING

4.1 GENERAL

- 4.1.1 Proposal for partial termination of the construction phase EM&A programme for Contract 2, Contract 4, Contract 7 and Contract SS C505 was approved by EPD on 9 July 2020 (EPD's ref.: () in Ax (3) to EP 2/N7/A/52 Pt.17). The Partial termination proposal for Contract 3 was approved by EPD on 4 May 2021 (EPD's ref.: () in Ax (3) to EP 2/N7/A/52 Pt.18). The corresponding air quality monitoring stations AM1c, AM8 and AM9b ceased accordingly, while monitoring at other monitoring stations continued in the Reporting Period.
- 4.1.2 Power supply for HVS for 24-hour TSP monitoring at Location AM3 (Ta Kwu Ling Ambulance Depot) was suspended from 1 February 2023 due to the renovation work of Ta Kwu Ling Ambulance Depot. The renovation work of Ta Kwu Ling Ambulance Depot was expected to be completed in November 2023. We will closely liaise with the Contractor and Ta Kwu Ling Ambulance Depot for the power supply issue and resume the 24-hour TSP monitoring at Location AM3 immediately once the power supply is available.

4.2 SUMMARY OF MONITORING RESULTS

- 4.2.1 One-hour TSP monitoring scheduled on 1 September 2023 for AM4b, AM5a, AM6 and AM7b was cancelled and rescheduled to 4 September 2023 due to adverse weather condition (Typhoon Signal No.8 enforced on 1&2 September 2023).
- 4.2.2 Summary of air quality monitoring results during the Reporting Period are tabulated in **Table 4-1**. The relevant graphical plots throughout the Reporting Period are presented in **Appendix F**.

Table 4-1 Summary of Air Quality Monitoring Results

Monitoring Location	1-hour TSP ($\mu\text{g}/\text{m}^3$)			24-hour TSP ($\mu\text{g}/\text{m}^3$)		
	Max	Min	Mean	Max	Min	Mean
AM2	82	37	61	93	29	53
Record Date	30-Oct-23	27-Sep-23	51 events	17 Oct 23	8 Sep 23	16 events
AM3	88	32	61	Power Suspended		
Record Date	30-Oct-23	27-Sep-23	51 events			
AM4b	65	22	48	51	12	23
Record Date	19-Sep-23	3-Aug-22	48 events	27 Oct 23	5 Oct 23	16 events
AM5a	60	24	48	44	10	24
Record Date	4-Sep-23 19-Sep-23	3-Aug-23	48 events	17 Oct 23	12 Sep 23	16 events
AM6	62	21	47	89	12	36
Record Date	28-Sep-23	3-Aug-23	48 events	5 Oct 23	12 Sep 23	16 events
AM7b	67	20	46	42	10	27
Record Date	16-Oct-23	3-Aug-23	48 events	6 Sep 23 5 Oct 23	12 Sep 23	16 events

- 4.2.3 Breaches of air quality A/L levels and statistical analysis of compliance for the air quality monitoring results are summarized in **Table 4-2**.

Table 4-2 Summaries of Breaches of Air Quality A/L Levels

Location	Exceedance	1-hour TSP	24- hour TSP	Total
AM2	Action Level	0	0	0
	Limit Level	0	0	0
AM3	Action Level	0	0	0
	Limit Level	0	0	0
AM4a	Action Level	0	0	0
	Limit Level	0	0	0
AM5a	Action Level	0	0	0

Location	Exceedance	1-hour TSP	24- hour TSP	Total
	Limit Level	0	0	0
AM6	Action Level	0	0	0
	Limit Level	0	0	0
AM7b	Action Level	0	0	0
	Limit Level	0	0	0

4.2.4 In the Reporting Period, all the 1-hour TSP and 24-hour TSP monitoring results were below the Action/Limit Levels.

4.2.5 The summary of weather conditions during the Reporting Period is presented in [Appendix G](#).

5 CONSTRUCTION NOISE MONITORING

5.1 GENERAL

Proposal for partial termination of the construction phase EM&A programme for Contract 2, Contract 4, Contract 7 and Contract SS C505 was approved by EPD on 9 July 2020 (EPD's ref.: () in Ax (3) to EP 2/N7/A/52 Pt.17). The Partial termination proposal for Contract 3 was approved by EPD on 4 May 2021 (EPD's ref.: () in Ax (3) to EP 2/N7/A/52 Pt.18). The corresponding noise quality monitoring stations NM1, NM7, NM8, NM9 and NM10 ceased accordingly, while monitoring at other monitoring stations continued in the Reporting Period.

5.2 SUMMARY OF MONITORING RESULTS

- 5.2.1 The sound level meter was set in 1m from the exterior of the building façade including noise monitoring locations NM3, NM4, NM5 and NM6. No façade correction (+3 dB(A)) is added according to acoustical principles and EPD guidelines. However, free-field status is performed at NM2a and façade correction (+3 dB(A)) has added according to the requirement.
- 5.2.2 Construction noise monitoring scheduled on 1 September 2023 for NM3, NM4, NM5 and NM6 was cancelled and rescheduled to 4 September 2023 due to adverse weather condition (Typhoon Signal No.8 enforced on 1&2 September 2023). Summary of noise monitoring results during the Reporting Period are tabulated in **Table 5-1**. The relevant graphical plots throughout the Reporting Period are presented in **Appendix F**.

Table 5-1 Summary of Construction Noise Monitoring Results

Monitoring Location	Leq, 30min (dB(A))	
	Max	Min
NM2a(*)	74	68
Record Date	27 Sep 23	1 Aug 23, 24 Aug 23, 30 Aug 23, 3 Oct 23
NM3	65	60
Record Date	10-Oct-23	15-Aug-23, 13-Sep-23, 4-Oct-23
NM4	68	59
Record Date	3-Aug-23	10-Oct-23
NM5	58	50
Record Date	15-Aug-23	19-Sep-23
NM6	62	57
Record Date	4-Sep-23	15-Aug-23, 13-Sep-23, 4-Oct-23, 10-Oct-23

(*) *façade correction (+3 dB(A)) is added according to acoustical principles and EPD guidelines*

- 5.2.3 Breaches of construction noise A/L levels and statistical analysis of compliance for construction noise monitoring results are summarized in **Table 5-2**.

Table 5-2 Summaries of Breaches of Construction Noise A/L Levels

Station	Limit Level	Action Level	Received Date
NM2a	0	0	N/A
NM3	0		
NM4	0		
NM5	0		
NM6	0		

- 5.2.4 In this Reporting Period, the noise level measured at all designated monitoring locations were below 75dB(A). No Action level and Limit Level exceedance was triggered and no corrective action was required.

6 WATER QUALITY MONITORING

6.1 GENERAL

6.1.1 Proposal for partial termination of the construction phase EM&A programme for Contract 2, Contract 4, Contract 7 and Contract SS C505 was approved by EPD on 9 July 2020 (EPD's ref.: () in Ax (3) to EP 2/N7/A/52 Pt.17). The Partial termination proposal for Contract 3 was approved by EPD on 4 May 2021 (EPD's ref.: () in Ax (3) to EP 2/N7/A/52 Pt.18). The corresponding monitoring stations WM4, WM4-CA and WM4-CB ceased accordingly, while monitoring at other monitoring stations in the Reporting Period.

6.2 SUMMARY OF MONITORING RESULTS

6.2.1 In the Reporting Period, some occasions of water sampling were unable to carry out at WM2B, WM2B-C and WM3-C due to shallow water. Photo records of WM2B, WM2B-C and WM3-C were presented in the relevant monthly EM&A reports. In addition, water quality monitoring scheduled on 1 September 2023 was cancelled due to adverse weather condition (Typhoon Signal No.8 enforced on 1&2 September 2023).

6.2.2 Summary of monitoring results during the Reporting Period are tabulated in *Tables 6-1 and 6-3*. The relevant graphical plots throughout the Reporting Period are presented in *Appendix F*. In the Reporting Period, no exceedance was recorded at all monitoring locations.

Table 6-1 Summary of the Water Quality Monitoring Results – Contract 6

Statistics	DO (mg/L)		Turbidity (NTU)		SS (mg/L)	
	WM1	WM1-Control	WM1	WM1-Control	WM1	WM1-Control
Min	5.1	4.5	6.5	5.6	5.5	3.0
Max	8.3	9.8	403.0	423.5	718.5	658.5
Average	7.4	8.0	28.7	28.4	39.4	33.6

Table 6-2 Summary of the Water Quality Monitoring Results – Contract 6

Statistics	DO (mg/L)				Turbidity (NTU)				SS (mg/L)			
	WM2A(a)	WM2A-C	WM2B	WM2B-C	WM2A(a)	WM2A-C	WM2B	WM2B-C	WM2A(a)	WM2A-C	WM2B	WM2B-C
Min	4.9	4.8	*	*	6.8	4.3	*	*	3.5	6.5	*	*
Max	8.4	8.4	*	*	2146.0	2370.0	*	*	2810.0	3655.0	*	*
Average	7.3	7.4	*	*	88.6	112.6	*	*	102.1	163.1	*	*

Remark: (*) During Reporting Period, water sampling was unable to carry out at WM2B and WM2B-C due to shallow water (water depth under 150mm)

Table 6-3 Summary of the Water Quality Monitoring Results – Contract 6

Statistics	DO (mg/L)		Turbidity (NTU)		SS (mg/L)	
	WM3x	WM3-Control	WM3x	WM3-Control	WM3x	WM3-Control
Min	7.5	5.7	1.8	4.2	2.0	3.5
Max	8.5	8.1	52.8	52.5	95.5	386.5
Average	8.0	7.2	6.1	15.9	8.8	52.1

6.2.3 Breaches of water quality A/L levels and statistical analysis of compliance for the water quality monitoring results are summarized in *Tables 6-5*.

Table 6-4 Summaries of Breaches of the Existing Water Quality A/L Levels

Reporting Period	No. of sampling day	Location	DO (mg/L)		Turbidity (NTU)		SS (mg/L)	
			Action	Limit	Action	Limit	Action	Limit
Aug-23	14	WM1	0	0	0	0	0	0
	14	WM2A(a)	0	0	0	0	0	0
	0	WM2B	0	0	0	0	0	0
	14	WM3x	0	0	0	0	0	0
Sep-23	13	WM1	0	0	0	0	0	0
	13	WM2A(a)	0	0	0	0	0	0
	0	WM2B	0	0	0	0	0	0
	13	WM3x	0	0	0	0	0	0
Oct-23	13	WM1	0	0	0	0	0	0
	13	WM2A(a)	0	0	0	0	0	0
	0	WM2B	0	0	0	0	0	0
	13	WM3x	0	0	0	0	0	0
Total	40	WM1	0	0	0	0	0	0
	40	WM2A(a)	0	0	0	0	0	0
	0	WM2B	0	0	0	0	0	0
	40	WM3x	0	0	0	0	0	0
Sum			0	0	0	0	0	0

6.2.4 No exceedance was recorded and no corrective action was required in the Reporting Period.

7 ECOLOGY MONITORING

7.1 MONITORING ON WOODLAND COMPENSATION

- 7.1.1 According to the approved Woodland Compensation Plan (WCP), ecological monitoring for woodland compensation shall be conducted at bi-monthly interval for the first year and the monitoring frequency would be reduced to quarterly from the second year.
- 7.1.2 As Stage 2 of the enhancement planting work was undertaken in August 2019 has covered all of the 9 monitoring quadrats, the monitoring frequency should have increased from quarterly to bi-monthly interval for the first year of enhancement planting.
- 7.1.3 The quarterly ecological monitoring for period of June to August 2021 had carried out on 22 and 23 July 2021 by transects inspection and quadrat monitoring. The quarterly Ecological Monitoring Report was verified by IEC on 7 October 2021 and it has been submitted as a stand-alone copy to supplement the EM&A Report on 7 October 2021.
- 7.1.4 The monitoring for woodland compensation was completed in August 2021 as the last monitoring according to the approved WCP. The details of findings could refer to the corresponding Quarterly Ecological Monitoring Report. As advised by the AECOM, the Woodland Compensation Area had been handed over to AFCD after their acceptance of Initial Planting and Enhancement Planting Works, which include the last replanting works in September 2021.

7.2 MONITORING ON WETLAND COMPENSATION

- 7.2.1 According to the approved Habitat Creation and Management Plan (HCMP), the proposed Wetland Compensation Area (WCA) near the Ping Yeung Interchange adjacent to the section of Ping Yuen River was adopted. Ecological monitoring at implementation and establishment periods of WCA will be conducted to cover the ecological attributes. Implementation of the wetland will commence within the construction phase after completion of the construction works at Ping Yeung Section. Monitoring on the WCA will be conducted in implementation and establishment stages.
- 7.2.2 Monitoring of WCA at establishment stage has been conducted for one year duration according to the approved HCMP. The establishment stage of wetland was commenced on 1st October 2020 and report (September 2021) was the last monitoring report for the Wetland Compensation Area. The monitoring results of ecology and water quality are generally in order, and no follow up measures under the EM&A is required. After establishment stage, AFCD would be responsible of maintenance and the monitoring works. As advised by the AECOM, the handover issue with AFCD is under processing.
- 7.2.3 The revision of HCMP Rev 4.0 prepared by AECOM and has been certified by ETL and verified by IEC on 9 December 2021 and re-submitted to EPD on 16 December 2021 and EPD had no comment on HCMP Rev 4.0 on 1 March 2022.

8 WASTE MANAGEMENT

8.1 GENERAL WASTE MANAGEMENT

- 8.1.1 As construction work of the Project was completed in May 2023 and the Billing Account for Disposal of Construction Waste was cancelled by the Contractor in May, thus no waste was generated from the Project in the Reporting Period.

9 SITE INSPECTIONS

9.1 REQUIREMENTS

- 9.1.1 According to the approved EM&A Manual, the environmental site inspection shall be formulation by ET Leader. Weekly environmental site inspections should carry out to confirm the environmental performance.
- 9.1.2 Proposal for partial termination of the construction phase EM&A programme for Contract 2, Contract 4, Contract 7 and Contract SS C505 was approved by EPD on 9 July 2020 (EPD's ref.: () in Ax (3) to EP 2/N7/A/52 Pt.17). The ET's site inspection and audit for corresponding Contract 2, 4, 7 and SS C505 were ceased after last site inspection undertaken on 10 July 2020.
- 9.1.3 The Partial termination proposal for Contract 3 was approved by EPD on 4 May 2021 (EPD's ref.: () in Ax (3) to EP 2/N7/A/52 Pt.18). The ET's site inspection and audit for Contract 3 was ceased after last site inspection undertaken on 5 May 2021.

Contract 6

- 9.1.4 During the Reporting Period, **13** events of the joint site inspections were undertaken at Contract 6 to evaluate the site environmental performance. The summaries of the findings during site inspection are presented in **Table 9-2** and the details of site inspection can be found in relevant EM&A monthly report.

Table 9-2 Summary of Reminders/Observations of Site Inspection – Contract 6

Reporting Period	Date of site inspection	Nos. of findings / reminders	Follow-Up Status
August 2023	2, 9, 16, 23 and 29 August 2023	0	NA
September 2023	6, 13, 22 and 27 September 2023	0	NA
October 2023	4, 11, 18 and 25 October 2023	0	NA

- 9.1.5 In the Reporting Period, no non-compliance and no observations and reminder was recorded during the site inspections. The environmental performance of the Project was therefore considered satisfactory.

Other Contracts

- 9.1.6 Since the construction work of Contract 2, 3, 4, 5, 7 and Contract SS C505 has substantially completed. Proposal for partial termination of the construction phase EM&A programme for Contract 2, Contract 3, Contract 4, Contract 7 and Contract SS C505 was approved by EPD, no site inspection was performed.

10 NON-COMPLIANCE, COMPLAINTS, NOTIFICATIONS OF SUMMONS AND PROSECUTIONS

10.1 STATUS OF NON-COMPLIANCE ENVIRONMENTAL COMPLAINT, SUMMONS AND PROSECUTION

10.1.1 In the Reporting Period, one environmental complaint was recorded.

10.1.2 No summons and prosecution under the EM&A Programme was lodged for all Contracts.

10.1.3 The statistical summary table of environmental complaint, summons and prosecution are presented in *Tables 10-1, 10-2 and 10-3*. The complaint log for the Project is shown in *Appendix J*.

Table 10-1 Statistical Summary of Environmental Complaints

Contract No	Reporting Period	Environmental Complaint Statistics			
		Frequency	Cumulative since commencement of project	Complaint Nature	Project related complaint
6	Aug 23	0	47	<ul style="list-style-type: none"> • (24) Water Quality • (12) Dust • (3) Noise • (1) Nuisance • (2) Noise and dust • (3) Water quality and dust • (1) Water quality and noise • (1) Soil & Muddy Water 	(8) water quality (3) dust (1) nuisance (1) water quality and dust (1) water quality and noise (1) Soil & Muddy Water
	Sep 23	0			
	Oct 23	0			

Table 10-2 Statistical Summary of Environmental Summons

Contract No	Reporting Period	Environmental Summons Statistics		
		Frequency	Cumulative since commencement of project	Complaint Nature
6	Aug 23	0	0	NA
	Sep 23	0		
	Oct 23	0		

Table 10-3 Statistical Summary of Environmental Prosecution

Contract No	Reporting Period	Environmental Prosecution Statistics		
		Frequency	Cumulative since commencement of project	Complaint Nature
6	Aug 23	0	0	NA
	Sep 23	0		
	Oct 23	0		

10.1.4 Since the construction works at the Contract 2, 4, 5, 7 and Contract SS C505 was substantially completed, no environmental complaint, summons and prosecution under the EM&A Programme are registered.

11 IMPLEMENTATION STATUS OF MITIGATION MEASURES

11.1 GENERAL REQUIREMENTS

11.1.1 The environmental mitigation measures that recommended in the Implementation Schedule for Environmental Mitigation Measures (ISEMM) in the approved EM&A Manual covered the issues of dust, noise, water and waste and they are summarized presented in *Appendix I*.

Implementation of Mitigation Measures during Construction Phase

11.1.2 Contract 6 under the Project shall be implementing the required environmental mitigation measures according to the approved EM&A Manual as subject to the site condition. Environmental mitigation measures have been generally implemented by Contract 6 according to the ISEMM, where applicable.

Implementation of Mitigation Measures during Operation Phase

11.1.3 The Heung Yuen Wai (HYW) Highway and connecting roads under the Project was opened on 26 May 2019. Since partial commencement of operation is the same as the commencement of operation for the entire project from EIAO perspective. All relevant requirements as stipulated in the EP and the approved EIA report (including the EM&A Manual) for the commencement of operation of the Project shall be strictly complied with.

11.1.4 In general, the recommended mitigation measures for operation stage of HYW Highway and connecting roads under the Project have been implemented. The implementation status of mitigation measures for operation phase in the Reporting Period are summarized in *Appendix N*.

11.1.5 For more details about the implementation status of mitigation measures for operation phase with photo illustration, an Environmental Monitoring and Audit report on the implementation of the mitigation measures for operation stage of the Project will be disposed to EPD not later than three months after the commencement of operation of the Project under EP-404/2011/D condition 5.5. The abovementioned report was submitted to EPD on 23 August 2019.

11.1.6 Upon BCP partially opened on 26 August 2020, an operation phase EM&A report covering the operation of the BCP (Version 3) was subsequently submitted to EPD in accordance with the EP-404/2011/D condition 5.5. EPD on 10 February 2021 wrote to the EP Holder that they considered the Operation Phase EM&A Report was generally in order and met the EP Condition 5.5.

11.1.7 Pursuant to EM&A Manual Section 10.2, the implementation of landscape mitigation measures during establishment period shall be audited by a qualified landscape architect. Site inspection for establishment period was commenced in August 2019 and completed in July 2020 respectively. The relevant checklists were included in the corresponding EM&A Reports. Besides, further to the Landscape Plan (Rev.4) approved by EPD via letter dated 7 June 2021, minor changes on site layout was required, AECOM then submitted the Landscape Plan Rev.5 to EPD on 31 May 2022 for approval and has been approved by EPD on 16 September 2022.

12 CONCLUSIONS AND RECOMMENDATIONS

12.1 CONCLUSIONS

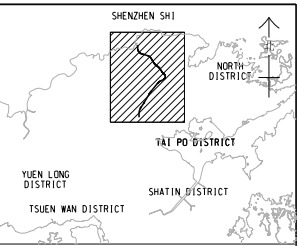
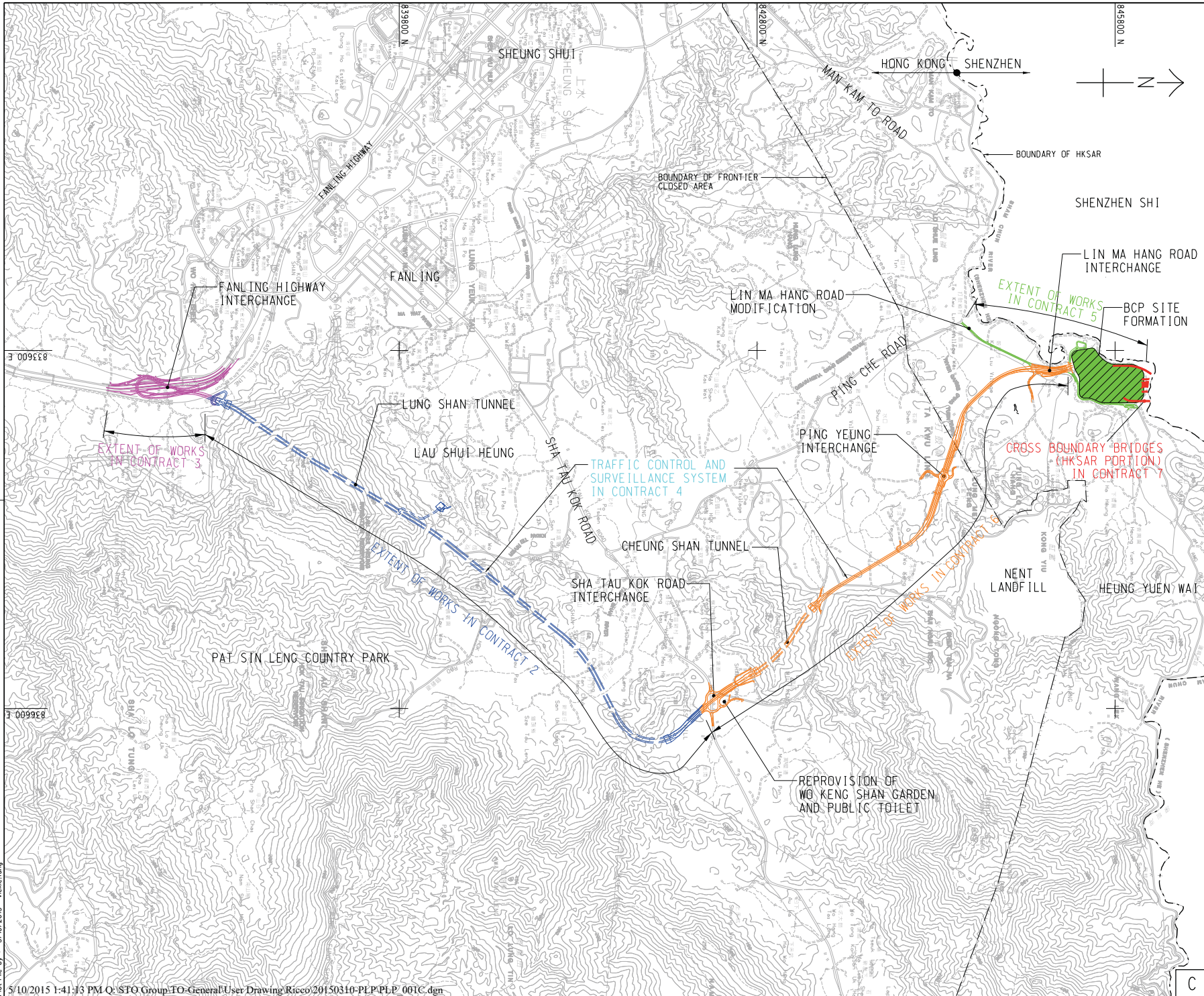
- 12.1.1 This is the **41st** Quarterly EM&A Summary Report presenting the monitoring results and inspection findings for the Reporting Period from **1 August 2023 to 31 October 2023**.
- 12.1.2 Construction works for additional works at Kong Yiu Channel area was completed in May 2023, thus no construction work and waste raised of the Projects was presented in the Reporting Period. Updated EM&A termination proposal (Revision 2) addressing EPD's comment on 28 July 2023 was certified by ET and verified by IEC in August 2023 and the proposal was submitted to EPD by AECOM in early-September 2023. The proposal for termination of construction phase EM&A programme for Contract 6 and entire Project was approved by EPD on 31 October 2023 (EPD letter reference: () in Ax(3) to EP2/N7/A52 Pt.19 dated 31 October 2023. Thus, this is the last Quarterly EM&A Report for the Project.
- 12.1.3 For air quality monitoring, no 1-hour TSP and 24-hour TSP monitoring results triggered the Action /Limit Level.
- 12.1.4 In the Reporting Period, no construction noise exceedance was recorded and no complaint (which triggered the Action Level exceedance) was received.
- 12.1.5 For water quality monitoring, no exceedance was recorded in the Reporting Period.
- 12.1.6 No environmental compliant, summons or successful prosecutions were recorded in the Reporting Period.
- 12.1.7 During the Reporting Period, weekly joint site inspection was conducted by ET and Contractor of Contract 6 and monthly joint site inspection was conducted by RE, IEC, ET and Contractor of Construct of 6 in accordance with the EM&A Manual stipulation. No non-compliance observed during the site inspection.

12.2 RECOMMENDATIONS

- 12.2.1 As construction work of the Project was completed in May 2023, thus no adverse environmental issue arising from the Project is foreseen in the future.
- 12.2.2 The proposal for termination of construction phase EM&A programme for Contract 6 and entire Project was approved by EPD on 31 October 2023. The Contractor was reminded to implement the mitigation measure for the Operation Phase as stipulated in the EP and the approved EIA Report.

Appendix A

Layout plan of the Project



LOCATION PLAN
SCALE 1 : 30000

LEGEND:
 - - - - - UNDERGROUND WORKS

REV.	DESCRIPTION	BY	CHECKED	DATE

CEDD 土木工程拓展署
 Civil Engineering and Development Department

LIAN TANG/HEUNG YUEN WAI BOUNDARY CONTROL POINT AND ASSOCIATED WORKS (SITE FORMATION AND INFRASTRUCTURES) - DESIGN AND CONSTRUCTION

PROJECT LAYOUT PLAN

AECOM

DRG. NO. 60212563/PLP/001
 圖紙編號

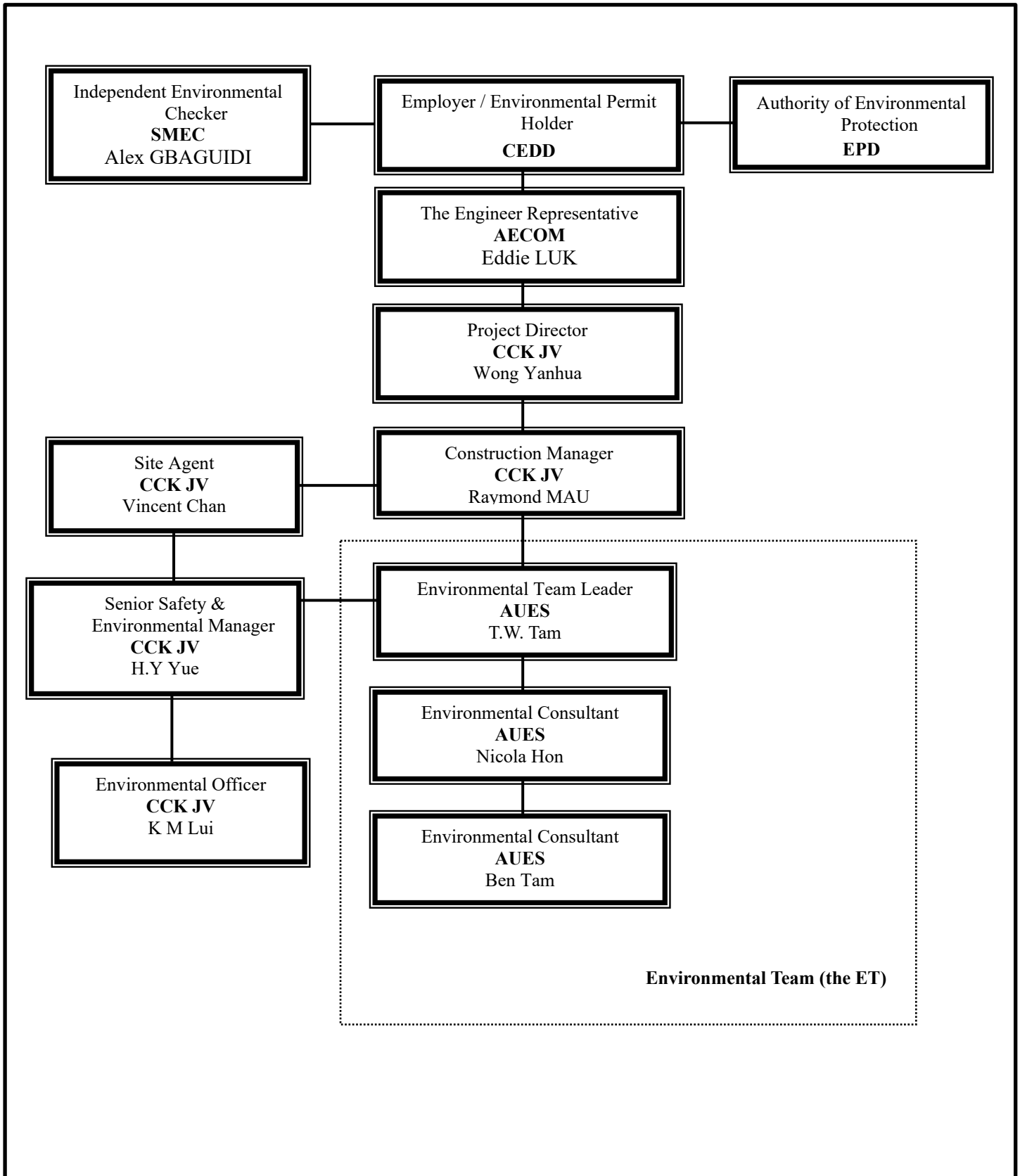
DESIGNED BY	CONTRACT NO.	P. E.C. APPROVED
DRAWN BY	STATUS	
ZJ		
SCALE A3 1 : 15000 A4 1 : 30000		
DRAWING AREA IN METRES		

© COPYRIGHT RESERVED
 版權所有

Plot File by : 5/10/2015 1:41:13 PM Q:\STO Group\TO-General User Drawing\Ricoe\20150310-PLP\PLP_001C.dgn

Appendix B

Environmental Management Organization Chart



Environmental Management Organization – CV/2013/08

Contact Details of Key Personnel for Contract 6 - CV/2013/08

Organization	Project Role	Name of Key Staff	Tel No.	Fax No.
AECOM	Engineer's Representative	Eddie LUK	2251 0682	2251 0698
SMEC	Independent Environmental Checker	Alex GBAGUIDI	3995 8120	3995 8101
CCK JV	Project Director	Wang Yanhua	6190 4212	--
CCK JV	Project Manager	Raymond Mau Sai-Wai	9011 5340	--
CCK JV	Site Agent	Vincent Chan	9655 9404	--
CCK JV	Senior Safety & Environmental Manager	H.Y. Yue	9185 8186	--
CCK JV	Environmental Manager	K M Lui	5113 8223	--
AUES	Environmental Team Leader	TW Tam	2959 6059	2959 6079
AUES	Environmental Consultant	Ben Tam	2959 6059	2959 6079
AUES	Environmental Consultant	Nicola Hon	2959 6059	2959 6079

Legend:

CEDD (Employer) – Civil Engineering and Development Department

AECOM (Engineer) – AECOM Asia Co. Ltd.

CCK JV (Main Contractor) – CRBE-CEC-Kaden Joint Venture

SMEC (IEC) – SMEC Asia Limited

AUES (ET) – Action-United Environmental Services & Consulting

Appendix C

Designated Monitoring Locations as Recommended in the Approved EM&A Manual

LEGEND:

- - - - - BOUNDARY OF HK SAR
- - - - - WORKS AREA (ABOVE GROUND)
- - - - - WORKS AREA (TUNNEL)
- X AIR MONITORING STATIONS

PI	REV. TO	REASON	DATE	BY	CHKD	APP'D
		FIRST ISSUE				

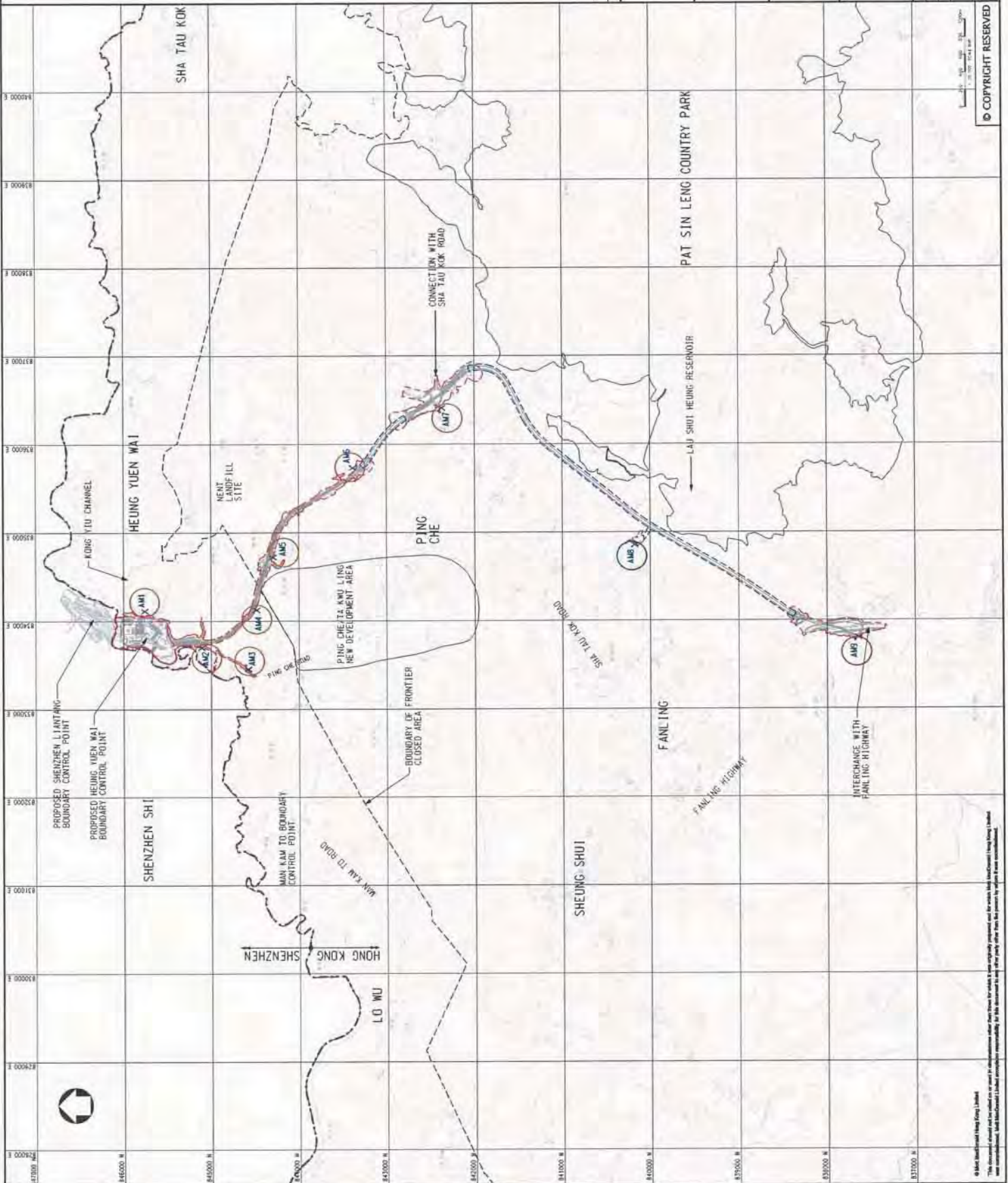


**CIVIL ENGINEERING
AND DEVELOPMENT
DEPARTMENT**

AGREEMENT NO. CE-45/2008(CE)
LIANTANG/HEUNG YUEN WAI BOUNDARY
CONTROL POINT AND ASSOCIATED WORKS

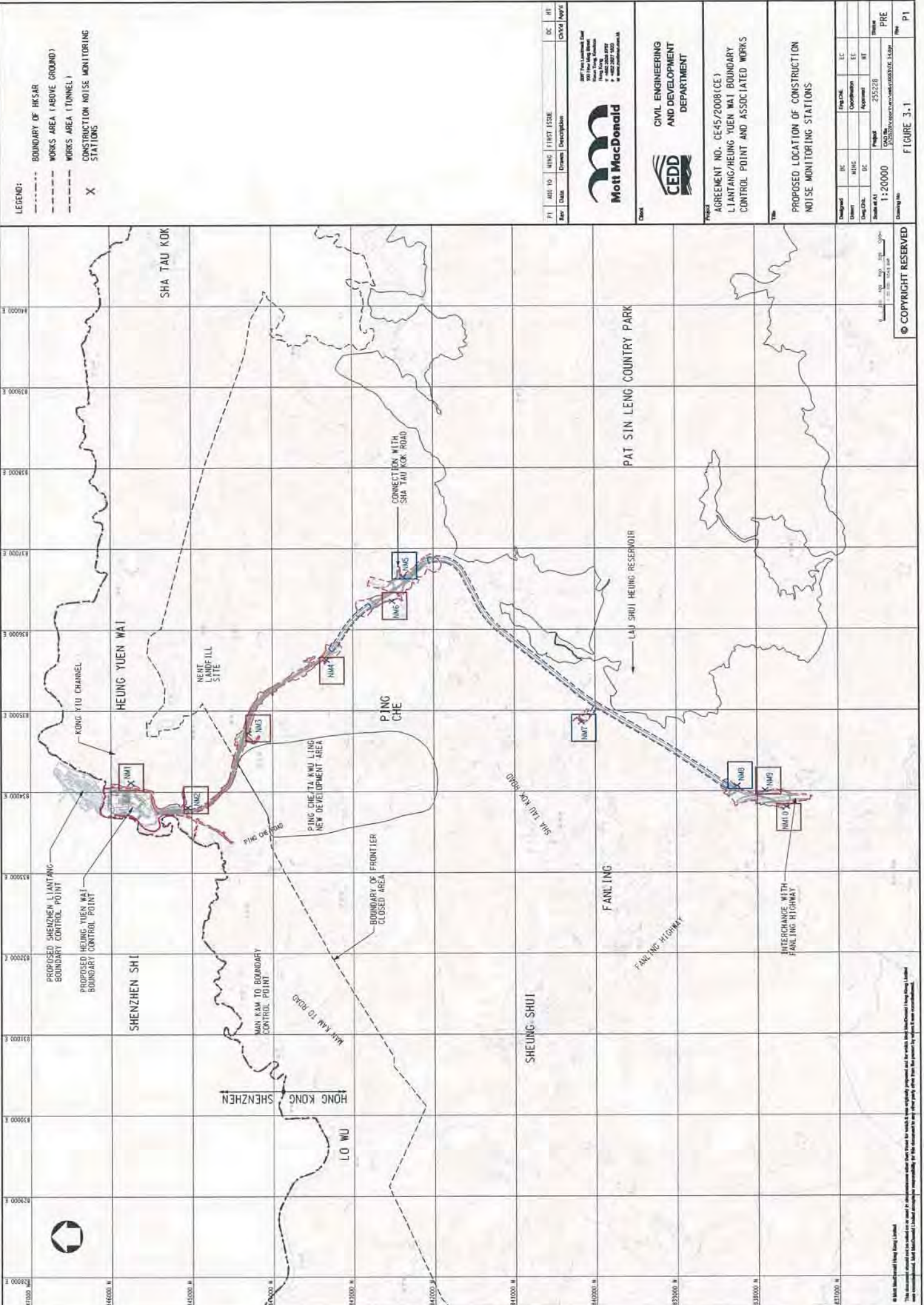
PROPOSED LOCATION OF CONSTRUCTION
AIR QUALITY MONITORING STATIONS

Designated	DC	Eng. CDR	EC
Drawn	AL/HC	Checked	EC
Eng. CDR	DC	Approved	BT
Scale of A1	1:20000	Project	253228
Drawing No.	CE-45/2008(CE)-A1	Scale	PRE
Sheet No.	1	Total	P1



© COPYRIGHT RESERVED

Mott MacDonald (Hong Kong) Limited
This document is issued on behalf of the client. It is not to be used for any other purpose without the prior written consent of Mott MacDonald (Hong Kong) Limited.



LEGEND:

- BOUNDARY OF HSAR
- WORKS AREA (ABOVE GROUND)
- WORKS AREA (TUNNEL)
- X CONSTRUCTION NOISE MONITORING STATIONS

PI	ADD TO	DATE	BY	DESCRIPTION	DC	RT



CIVIL ENGINEERING
AND DEVELOPMENT
DEPARTMENT

Project
AGREEMENT NO. CE45/2008(CE)
LIANTANG/HEUNG YUEN WAI BOUNDARY
CONTROL POINT AND ASSOCIATED WORKS


Proposed
LOCATION OF CONSTRUCTION
NOISE MONITORING STATIONS

Designated	DC	DC	DC	DC	DC	DC	DC

FIGURE 3.1

© COPYRIGHT RESERVED

Mott MacDonald (Hong Kong) Limited
This document is confidential and its disclosure without the prior written consent of Mott MacDonald (Hong Kong) Limited
is prohibited. Mott MacDonald (Hong Kong) Limited accepts no responsibility for the accuracy or completeness of the information contained herein.



LEGEND:

- BOUNDARY OF HK SAR
- LAND REQUIREMENT LIMIT (ABOVE GROUND)
- LAND REQUIREMENT LIMIT (TUNNEL)
- X PROPOSED WATER QUALITY MONITORING STATION

MONITORING STATION	CO-ORDINATES	
	EASTING (M)	NORTHING (M)
WMA	837668.635	845171.097
WMA-CONTROL	834185.460	845916.662
WMA	834132.193	844432.910
WMA-CONTROL	835205.329	844200.151
WMA	835134.744	843384.606
WMA-CONTROL	835845.878	843342.625
WMA	836332.622	842404.977
WMA-CONTROL	836163.419	842425.507
WMA	837840.763	838344.842
WMA-CONTROL 4	834038.937	837688.995
WMA-CONTROL 8	833769.123	837406.936

REV	NO	DATE	DESCRIPTION	BY	CHK
P2	REV 18		GENERAL REVISION		HC
P1	REV 10		GENERAL REVISION		HC
P1	REV 01		FIRST ISSUE		HC
					DATE



CIVIL ENGINEERING AND DEVELOPMENT DEPARTMENT

AGREEMENT NO. CE 45/2008(CE)
LIANTANG/YUEN WAI BOUNDARY CONTROL POINT AND ASSOCIATED WORKS

LOCATIONS OF PROPOSED WATER QUALITY MONITORING STATIONS

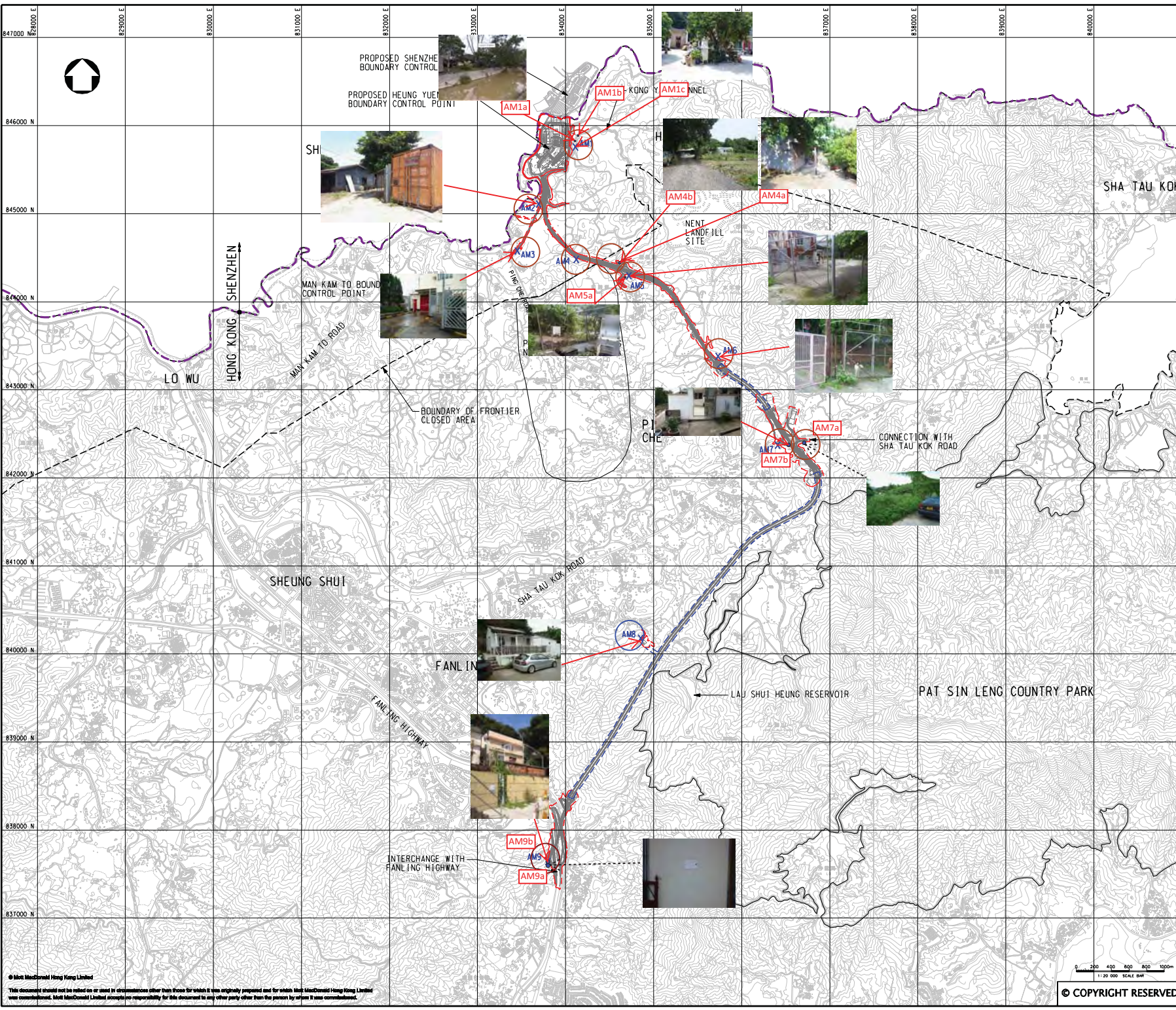
Developed	HC	Eng. Ck.	EC
Drawn	WHG	Commission	EC
Eng. Ck.	HC	Approved	HT
Scale at A3	Project	255278	Station
1:20000	CAU No.	255278	PRE
Drawing No.	ASSOCIATED WORKS (LIANTANG/YUEN WAI)		
			P2

© COPYRIGHT RESERVED

This document is the property of Mott MacDonald. It is not to be used for any other purpose without the written consent of Mott MacDonald. Any reproduction or use of this document without the written consent of Mott MacDonald is prohibited.

Appendix D

Monitoring Locations for Impact Monitoring




- LEGEND:**
- - - BOUNDARY OF HKSAR
 - - - WORKS AREA (ABOVE GROUND)
 - - - WORKS AREA (TUNNEL)
 - X Air Monitoring Stations in the EM&A Manual
 - Proposed Air Monitoring Stations

P1	AUG 10	MING	FIRST ISSUE	DC	HT
Rev	Date	Drawn	Description	Chk'd	App'd



20F Two Landmark East
100 Houshang Street
Kowloon, Hong Kong
T +852 2518 5757
F +852 2827 1823
W www.mottmac.com.hk

Client



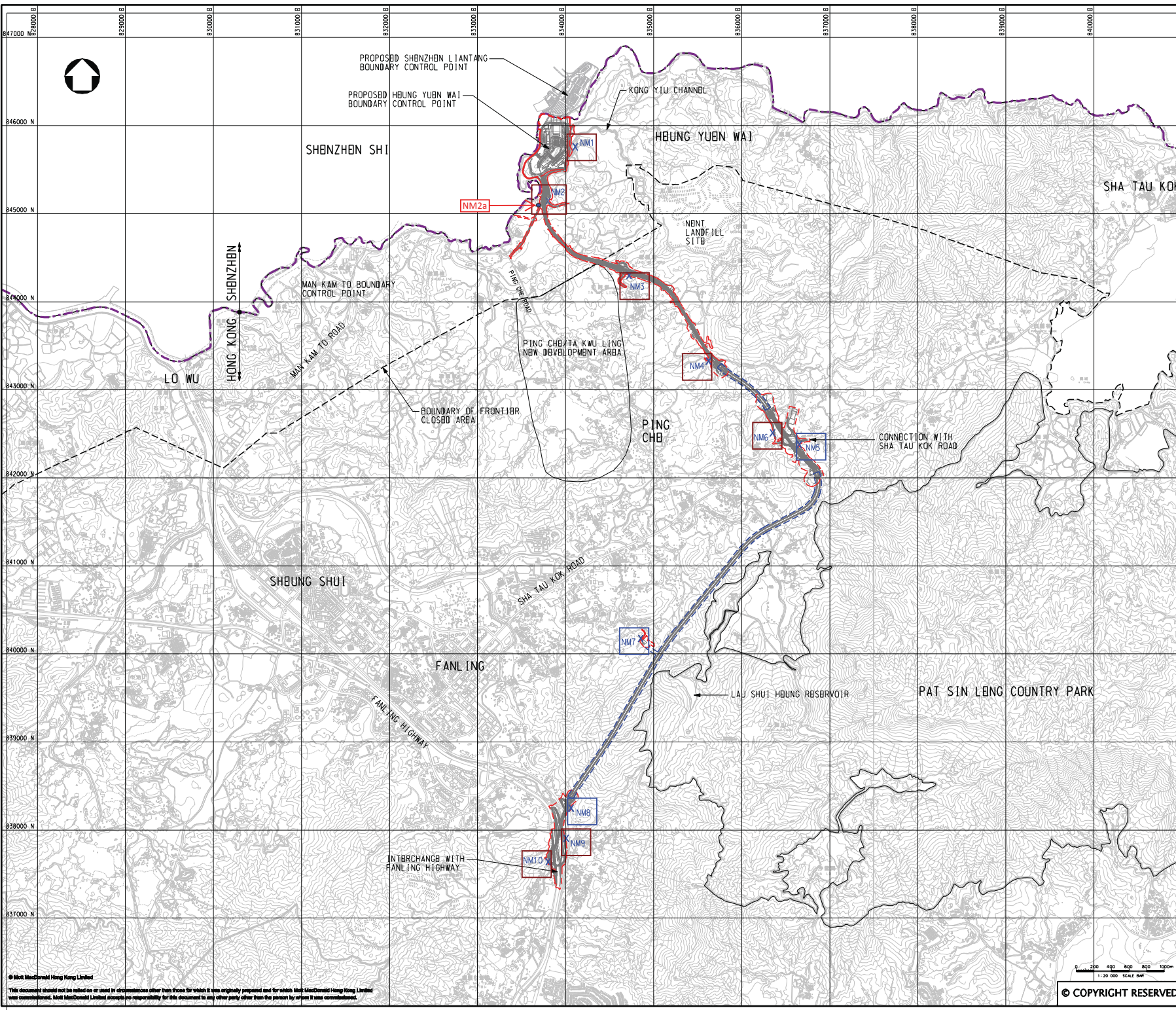
CIVIL ENGINEERING AND DEVELOPMENT DEPARTMENT

Project
 AGREEMENT NO. CE45/2008(CE)
 LIANTANG/HEUNG YUEN WAI BOUNDARY CONTROL POINT AND ASSOCIATED WORKS

Title
 PROPOSED LOCATION OF CONSTRUCTION AIR QUALITY MONITORING STATIONS

Designed	DC	Eng.Chk.	EC	
Drawn	MING	Coordination	EC	
Draw.Chk.	DC	Approved	HT	
Scale at A1	1:20000	Project	255228	Status
		CAD file	255228\report\env\em&a\00831\FE_21.dgn	PRE
Drawing No				Rev
				P1

© Mott MacDonald Hong Kong Limited
 This document should not be relied on or used in circumstances other than those for which it was originally prepared and for which Mott MacDonald Hong Kong Limited was commissioned. Mott MacDonald Limited accepts no responsibility for this document to any other party other than the person by whom it was commissioned.




- LEGEND:**
- BOUNDARY OF HKSAR
 - WORKS AREA (ABOVE GROUND)
 - WORKS AREA (TUNNELL)
 - X CONSTRUCTION NOISE MONITORING STATIONS
 - Proposed Noise Monitoring Stations

P1	AUG 10	MING	FIRST ISSUE	DC	HT
Rev	Date	Drawn	Description	CHK'd	App'd



20/F Two Landmark East
120 Hoi King Street
Kowloon, Kowloon
Hong Kong
T +852 2518 5757
F +852 2827 1823
W www.mottmac.com.hk

Client



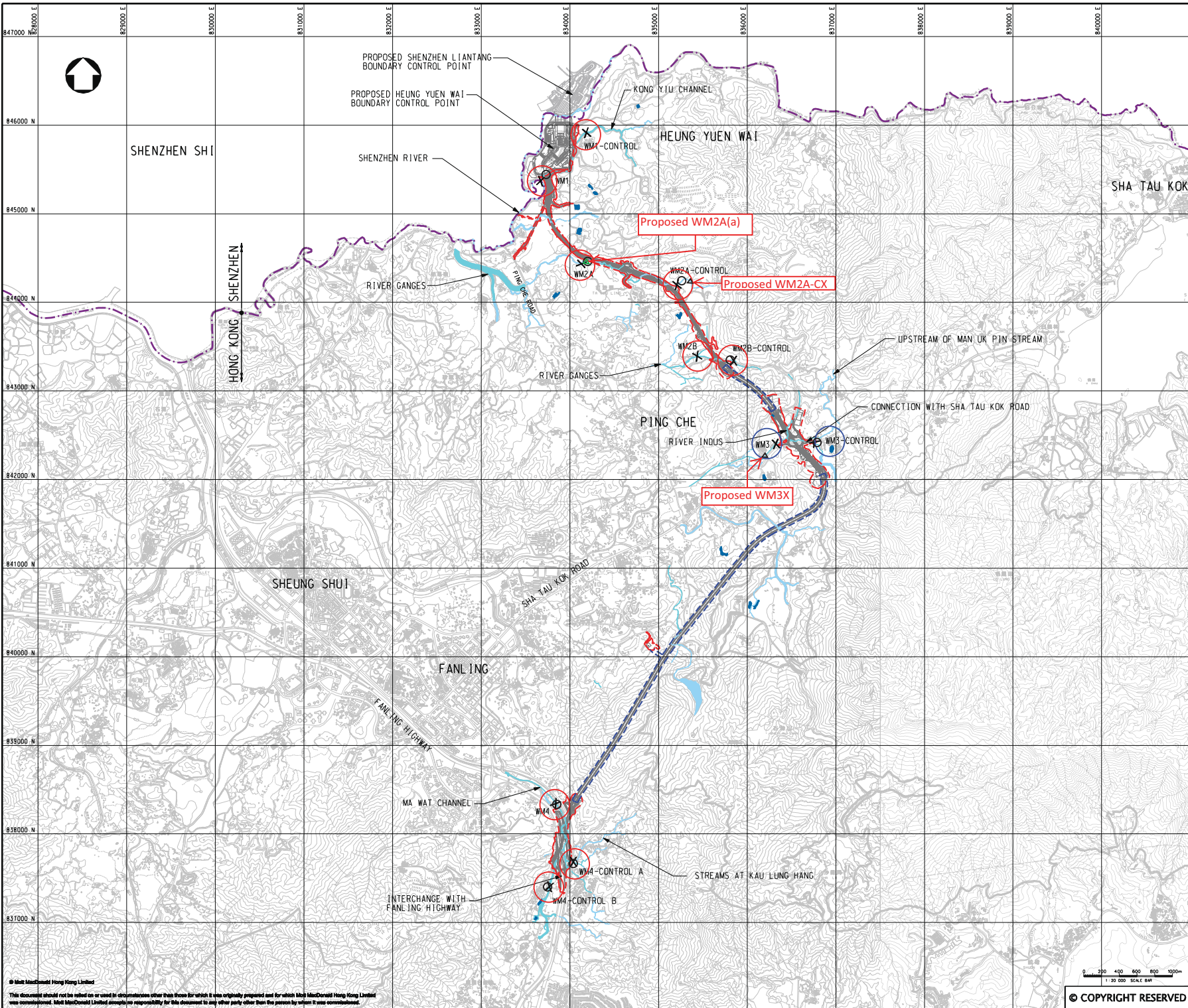
CIVIL ENGINEERING AND DEVELOPMENT DEPARTMENT

Project
 AGREEMENT NO. CB45/2008(CB)
 LIANTANG/HUNG YUEN WAI BOUNDARY CONTROL POINT AND ASSOCIATED WORKS

Title
 PROPOSED LOCATION OF CONSTRUCTION NOISE MONITORING STATIONS

Designed	DC	Eng.Chk.	BC	
Drawn	MING	Coordination	BC	
Dep.Chk.	DC	Approved	HT	
Scale at A1	1:20000	Project	255228	Status
		CAD file	3\255228\report\env\env\ca\0083\116_31.dgn	PRB
Drawing No				Rev
				P1

© Mott MacDonald Hong Kong Limited
 This document should not be relied on or used in circumstances other than those for which it was originally prepared and for which Mott MacDonald Hong Kong Limited was commissioned. Mott MacDonald Limited accepts no responsibility for this document to any other party other than the person by whom it was commissioned.



- LEGEND:**
- BOUNDARY OF HKSAR
 - LAND REQUIREMENT LIMIT (ABOVE GROUND)
 - LAND REQUIREMENT LIMIT (TUNNEL)
 - X Water Quality Monitoring Location Recommended in EM&A Manual
 - Alternative Water Quality Monitoring Location for EM&A Programme
 - △ New Proposed Water Quality Monitoring Location in November 2015
 - ▲ New Proposed Water Quality Monitoring Location in May 2016

Station ID	Location recommended in EM&A Manual		Location found during site visit	
	Easting	Northing	Easting	Northing
WM1	83456.835	84577.072	83457.1	84542.1
WM1-Control	83418.480	84591.662	83418.5	84517.5
WM2A	83418.319	84412.910	83420.4	84417.3
WM2A-Control	83505.329	84420.151	83527.0	84424.5
WM2B	83543.744	84339.606	83543.5	84339.7
WM2B-Control	83545.878	84343.625	83535.1	84355.1
WM3	83623.622	84404.377	83624.0	84402.7
WM3-Control	83673.415	84242.507	83673.5	84240.0
WM4	83840.781	83834.842	83850.0	83838.0
WM4-Control A	83408.837	83764.895	83402.8	83765.0
WM4-Control B	83369.123	83740.936	83360.0	83739.5

New Proposed Water Quality Monitoring Location in November 2015

Location ID	Easting	Northing
WM2A-C (Original)	0835270	0844243
WM2A-Cx (Proposed)	0835377	0844188
WM3 (Original)	0836324	0842402
WM3x (Proposed)	0836206	0842270

New Proposed Water Quality Monitoring Location in May 2016

Location ID	Easting	Northing
WM2A (Original)	834204	844471
WM2A(a) (Proposed)	834191	844474

Rev	Date	Drawn	Description	CHK'd	App'd
P2	NOV 10	MING	GENERAL REVISION	HC	HT
P1	OCT 10	MING	FIRST ISSUE	HC	HT

2007 Two Landmark East
100 New King Street
Kowloon, Hong Kong
Tel: +852 2828 8787
Fax: +852 2827 1823
www.mottmac.com.hk

Client

CIVIL ENGINEERING AND DEVELOPMENT DEPARTMENT

Project: AGREEMENT NO. CE45/2008 (CE)
LIANTANG/HEUNG YUEN WAI BOUNDARY CONTROL POINT AND ASSOCIATED WORKS

Title: LOCATIONS OF PROPOSED WATER QUALITY MONITORING STATIONS

Designed	HC	Eng.Chk.	EC
Drawn	MING	Coordination	EC
Dwg.Chk.	HC	Approved	HT
Scale at A1	Project: 255228		Status: PRE
1:20000	CAD file: \\125228\REP\PORT1\EN\EM&A\WQMS\LOC_4.dgn		Rev: P2

© COPYRIGHT RESERVED

Appendix C

© Mott MacDonald Hong Kong Limited
This document should not be relied on or used in circumstances other than those for which it was originally prepared and for which Mott MacDonald Hong Kong Limited was commissioned. Mott MacDonald Limited accepts no responsibility for this document to any other party other than the person to whom it was commissioned.

Appendix E

Event and Action Plan

Event and Action Plan for Air Quality

Event	ET	IEC	ER	Action Contractor
Action Level				
1. Exceedance for one sample	1. Identify source, investigate the causes of exceedance and propose remedial measures; 2. Inform IEC and ER; 3. Repeat measurement to confirm finding; 4. Increase monitoring frequency to daily.	1. Check monitoring data submitted by ET; 2. Check Contractor's working method.	1. Notify Contractor.	1. Rectify any unacceptable practice; 2. Amend working methods if appropriate.
2. Exceedance for two or more consecutive samples	1. Identify source; 2. Inform IEC and ER; 3. Advise the ER on the effectiveness of the proposed remedial measures; 4. Repeat measurements to confirm findings; 5. Increase monitoring frequency to daily; 6. Discuss with IEC and Contractor on remedial actions required; 7. If exceedance continues, arrange meeting with IEC and ER; 8. If exceedance stops, cease additional monitoring.	1. Check monitoring data submitted by ET; 2. Check Contractor's working method; 3. Discuss with ET and Contractor on possible remedial measures; 4. Advise the ET on the effectiveness of the proposed remedial measures; 5. Monitor the implementation of remedial measures.	1. Confirm receipt of notification of failure in writing; 2. Notify Contractor; 3. Ensure remedial measures properly implemented.	1. Submit proposals for remedial to ER within 3 working days of notification; 2. Implement the agreed proposals; 3. Amend proposal if appropriate.
Limit Level				
1. Exceedance for one sample	1. Identify source, investigate the causes of exceedance and propose remedial measures; 2. Inform ER, Contractor and EPD; 3. Repeat measurement to confirm finding; 4. Increase monitoring frequency to daily; 5. Assess effectiveness of Contractor's remedial actions and keep IEC, EPD and ER informed of the results.	1. Check monitoring data submitted by ET; 2. Check Contractor's working method; 3. Discuss with ET and Contractor on possible remedial measures; 4. Advise the ER on the effectiveness of the proposed remedial measures; 5. Monitor the implementation of remedial measures.	1. Confirm receipt of notification of failure in writing; 2. Notify Contractor; 3. Ensure remedial measures properly implemented.	1. Take immediate action to avoid further exceedance; 2. Submit proposals for remedial actions to IEC within 3 working days of notification; 3. Implement the agreed proposals; 4. Amend proposal if appropriate.
2. Exceedance for two or more consecutive samples	1. Notify IEC, ER, Contractor and EPD; 2. Identify source; 3. Repeat measurement to confirm findings; 4. Increase monitoring frequency to daily; 5. Carry out analysis of Contractor's working procedures to determine possible mitigation to be implemented; 6. Arrange meeting with IEC	1. Check monitoring data submitted by ET; 2. Check Contractor's working method; 3. Discuss amongst ER, ET, and Contractor on the potential remedial actions; 4. Review Contractor's remedial actions whenever necessary to assure their effectiveness and advise	1. Confirm receipt of notification of failure in writing; 2. Notify Contractor; 3. In consolidation with the IEC, agree with the Contractor on the remedial measures to be implemented; 4. Ensure remedial measures properly implemented;	1. Take immediate action to avoid further exceedance; 2. Submit proposals for remedial actions to IEC within 3 working days of notification; 3. Implement the agreed proposals; 4. Resubmit proposals if problem still not
	and ER to discuss the remedial actions to be taken; 7. Assess effectiveness of Contractor's remedial actions and keep IEC, EPD and ER informed of the results; 8. If exceedance stops, cease additional monitoring.	the ER accordingly; 5. Monitor the implementation of remedial measures.	5. If exceedance continues, consider what portion of the work is responsible and instruct the Contractor to stop that portion of work until the exceedance is abated.	under control; 5. Stop the relevant portion of works as determined by the ER until the exceedance is abated.

Event and Action Plan for Construction Noise

Event	ET	IEC	ER	Action Contractor
Action Level	<ol style="list-style-type: none"> 1. Notify ER, IEC and Contractor; 2. Carry out investigation; 3. Report the results of investigation to the IEC, ER and Contractor; 4. Discuss with the IEC and Contractor on remedial measures required; 5. Increase monitoring frequency to check mitigation effectiveness. 	<ol style="list-style-type: none"> 1. Review the investigation results submitted by the ET; 2. Review the proposed remedial measures by the Contractor and advise the ER accordingly; 3. Advise the ER on the effectiveness of the proposed remedial measures. 	<ol style="list-style-type: none"> 1. Confirm receipt of notification of failure in writing; 2. Notify Contractor; 3. In consolidation with the IEC, agree with the Contractor on the remedial measures to be implemented; 4. Supervise the implementation of remedial measures. 	<ol style="list-style-type: none"> 1. Submit noise mitigation proposals to IEC and ER; 2. Implement noise mitigation proposals.
Limit Level	<ol style="list-style-type: none"> 1. Inform IEC, ER, Contractor and EPD; 2. Repeat measurements to confirm findings; 3. Increase monitoring frequency; 4. Identify source and investigate the cause of exceedance; 5. Carry out analysis of Contractor's working procedures; 6. Discuss with the IEC, Contractor and ER on remedial measures required; 7. Assess effectiveness of Contractor's remedial actions and keep IEC, EPD and ER informed of the results; 8. If exceedance stops, cease additional monitoring. 	<ol style="list-style-type: none"> 1. Discuss amongst ER, ET, and Contractor on the potential remedial actions; 2. Review Contractor's remedial actions whenever necessary to assure their effectiveness and advise the ER accordingly. 	<ol style="list-style-type: none"> 1. Confirm receipt of notification of failure in writing; 2. Notify Contractor; 3. In consolidation with the IEC, agree with the Contractor on the remedial measures to be implemented; 4. Supervise the implementation of remedial measures; 5. If exceedance continues, consider stopping the Contractor to continue working on that portion of work which causes the exceedance until the exceedance is abated. 	<ol style="list-style-type: none"> 1. Take immediate action to avoid further exceedance; 2. Submit proposals for remedial actions to IEC and ER within 3 working days of notification; 3. Implement the agreed proposals; 4. Submit further proposal if problem still not under control; 5. Stop the relevant portion of works as instructed by the ER until the exceedance is abated.

Event and Action Plan for Water Quality

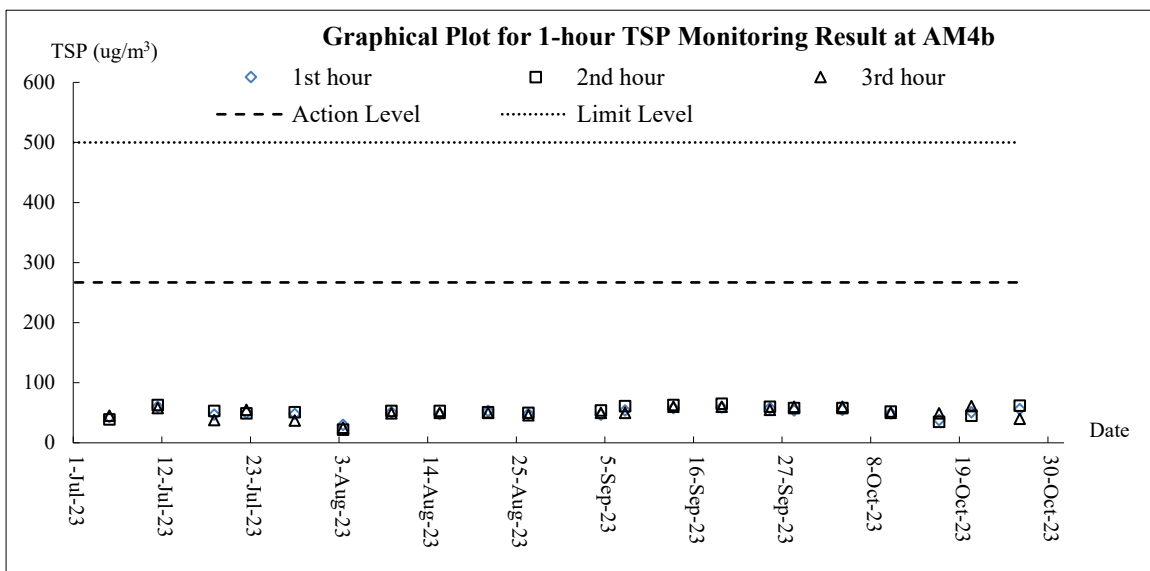
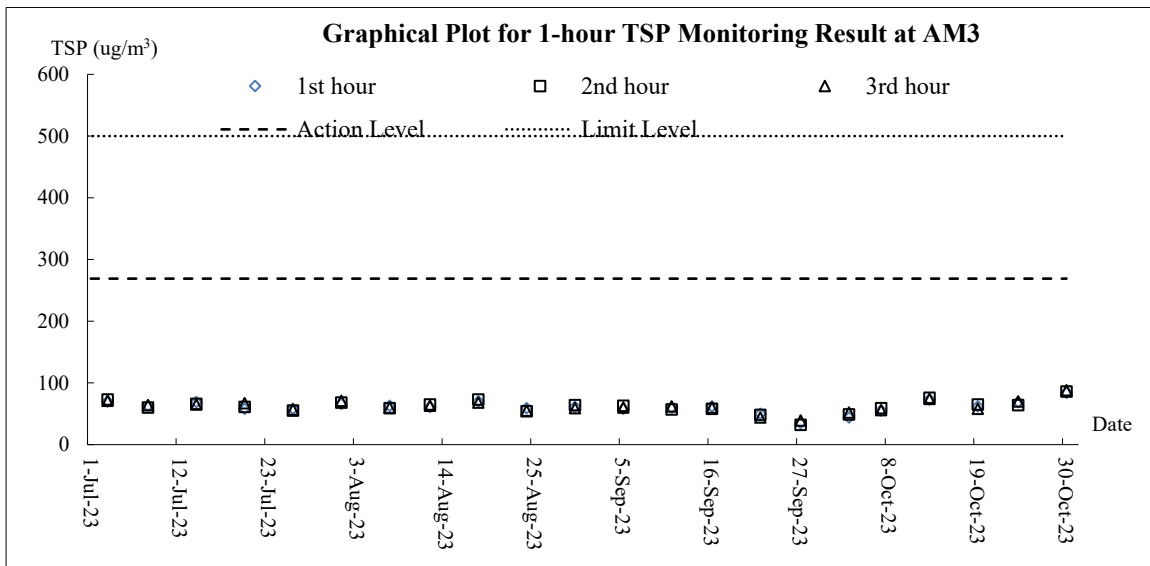
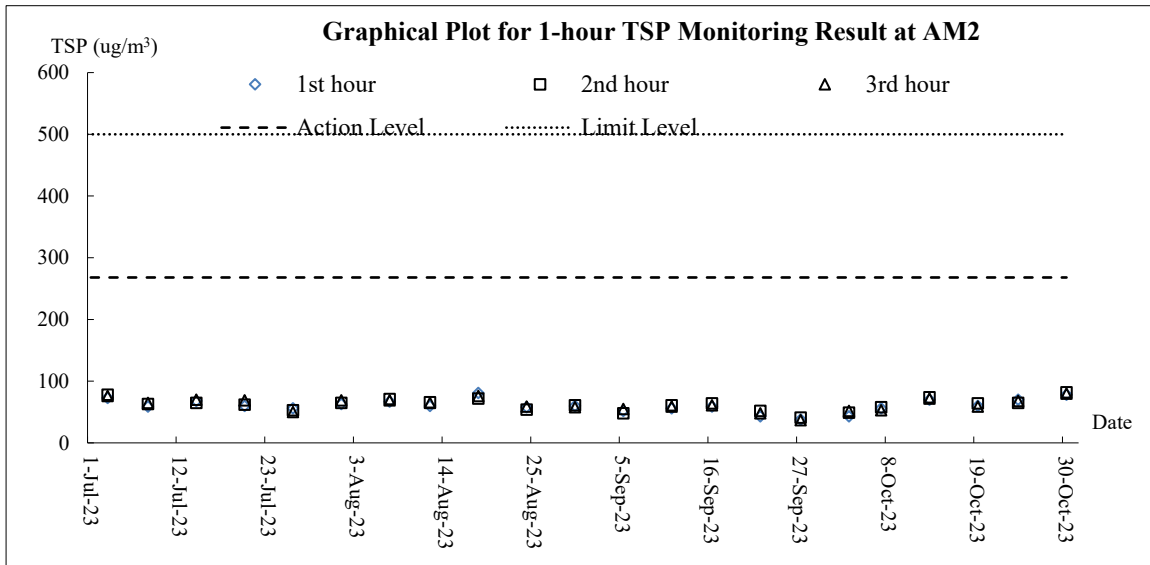
EVENT	ACTION			
	ET	IEC	ER	CONTRACTOR
Action level being exceeded by one sampling day	<ol style="list-style-type: none"> 1. Repeat in-situ measurement to confirm findings; 2. Identify reasons for non-compliance and sources of impact; 3. Inform IEC and Contractor; 4. Check monitoring data, all plant, equipment and Contractor's working methods; 5. Discuss mitigation measures with IEC and Contractor; 6. Repeat measurement on next day of exceedance. 	<ol style="list-style-type: none"> 1. Discuss with ET and Contractor on the mitigation measures; 2. Review proposals on mitigation measures submitted by Contractor and advise the ER accordingly; 3. Assess the effectiveness of the implemented mitigation measures 	<ol style="list-style-type: none"> 1. Discuss with IEC on the proposed mitigation measures; 2. Make agreement on the mitigation measures to be implemented; 3. Assess the effectiveness of the implemented mitigation measures 	<ol style="list-style-type: none"> 1. Inform the ER and confirm notification of the non-compliance in writing; 2. Rectify unacceptable practice; 3. Check all plant and equipment; 4. Consider changes of working methods; 5. Discuss with ET and IEC and propose mitigation measures to IEC and ER; 6. Implement the agreed mitigation measures.
Action Level being exceeded by more than two consecutive sampling days	<ol style="list-style-type: none"> 1. Repeat in-situ measurement to confirm findings; 2. Identify reasons for non-compliance and sources of impact; 3. Inform IEC and Contractor; 4. Check monitoring data, all plant, equipment and Contractor's working methods; 	<ol style="list-style-type: none"> 1. Discuss with ET and Contractor on the mitigation measures; 2. Review proposals on mitigation measures submitted by Contractor and advise the ER accordingly; 3. Assess the effectiveness of the implemented mitigation measures 	<ol style="list-style-type: none"> 1. Discuss with IEC on the proposed mitigation measures; 2. Make agreement on the mitigation measures to be implemented; 3. Assess the effectiveness of the implemented mitigation measures 	<ol style="list-style-type: none"> 1. Inform the ER and confirm notification of the non-compliance in writing; 2. Rectify unacceptable practice; 3. Check all plant and equipment; 4. Consider changes of working methods; 5. Discuss with ET and IEC and propose mitigation measures to IEC and ER within 2 working days;

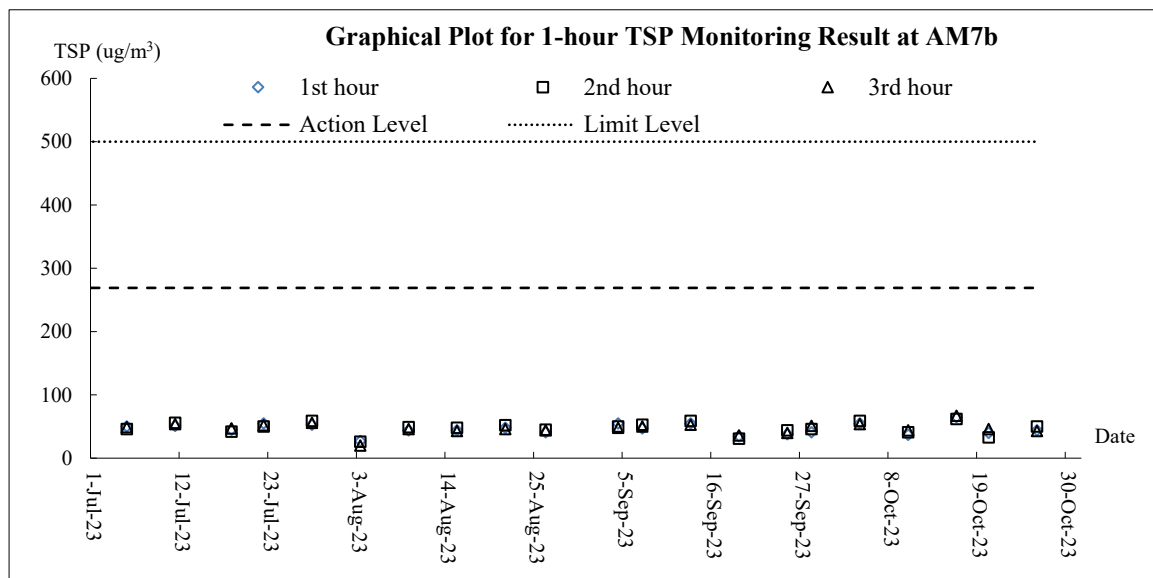
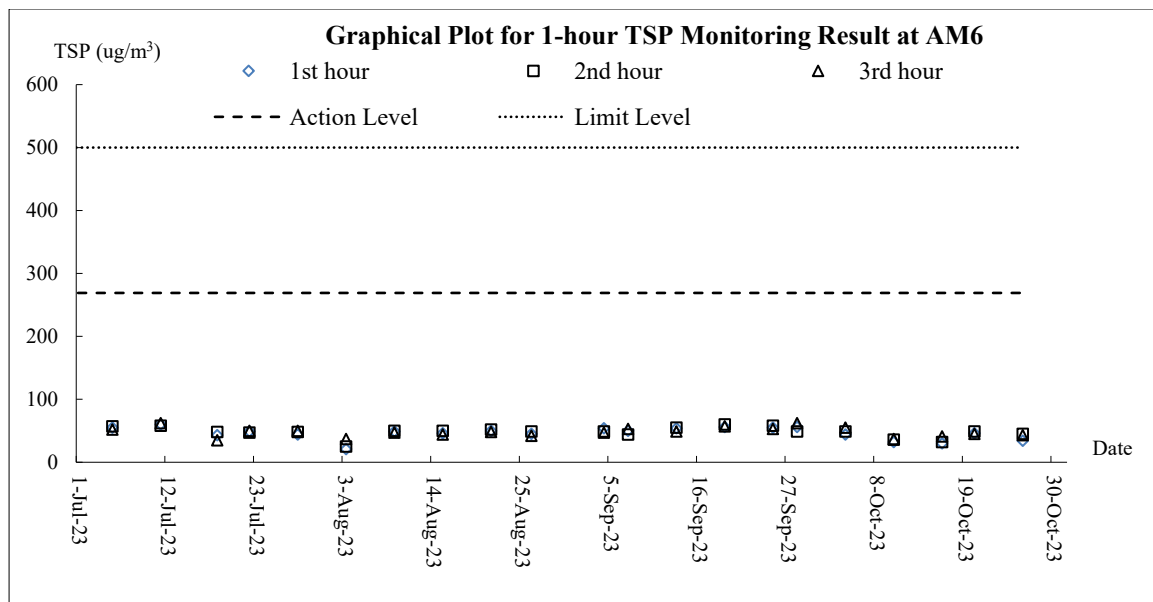
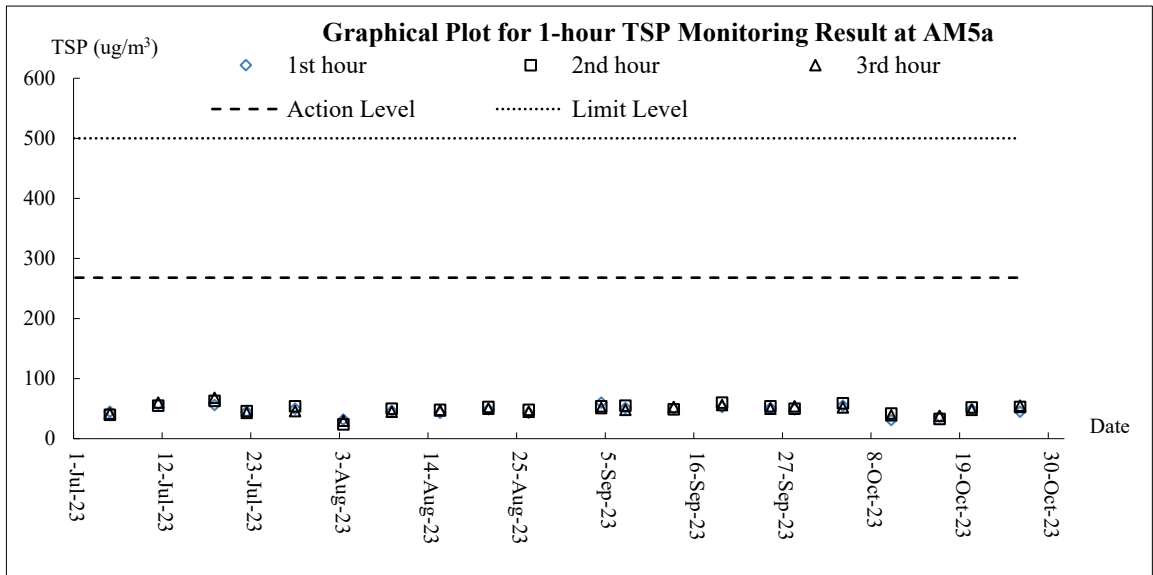
	<ol style="list-style-type: none"> 5. Discuss mitigation measures with IEC and Contractor; 6. Ensure mitigation measures are implemented; 7. Prepare to increase the monitoring frequency to daily; 8. Repeat measurement on next day of exceedance. 			<ol style="list-style-type: none"> 6. Implement the agreed mitigation measures.
Limit Level being exceeded by one sampling day	<ol style="list-style-type: none"> 1. Repeat in-situ measurement to confirm findings; 2. Identify reasons for non-compliance and sources of impact; 3. Inform IEC, Contractor and EPD; 4. Check monitoring data, all plant, equipment and Contractor's working methods; 5. Discuss mitigation measures with IEC, ER and Contractor; 6. Ensure mitigation measures are implemented; 7. Increase the monitoring frequency to daily until no exceedance of Limit Level. 	<ol style="list-style-type: none"> 1. Discuss with ET and Contractor on the mitigation measures; 2. Review proposals on mitigation measures submitted by Contractor and advise the ER accordingly; 3. Assess the effectiveness of the implemented mitigation measures 	<ol style="list-style-type: none"> 1. Discuss with IEC, ET and Contractor on the proposed mitigation measures; 2. Request Contractor to critically review the working methods; 3. Make agreement on the mitigation measures to be implemented; 4. Assess the effectiveness of the implemented mitigation measures 	<ol style="list-style-type: none"> 1. Inform the ER and confirm notification of the non-compliance in writing; 2. Rectify unacceptable practice; 3. Check all plant and equipment; 4. Consider changes of working methods; 5. Discuss with ET, IEC and ER and propose mitigation measures to IEC and ER within 3 working days; 6. Implement the agreed mitigation measures.
Limit level being exceeded by more than one consecutive sampling days	<ol style="list-style-type: none"> 1. Repeat in-situ measurement to confirm findings; 2. Identify reasons for non-compliance and sources of impact; 3. Inform IEC, Contractor and EPD; 4. Check monitoring data, all plant, equipment and Contractor's working methods; 5. Discuss mitigation measures with IEC, ER and Contractor; 6. Ensure mitigation measures are implemented; 7. Increase the monitoring frequency to daily until no exceedance of Limit Level for two consecutive days. 	<ol style="list-style-type: none"> 1. Discuss with ET and Contractor on the mitigation measures; 2. Review proposals on mitigation measures submitted by Contractor and advise the ER accordingly; 3. Assess the effectiveness of the implemented mitigation measures. 	<ol style="list-style-type: none"> 1. Discuss with IEC, ET and Contractor on the proposed mitigation measures; 2. Request Contractor to critically review the working methods; 3. Make agreement on the mitigation measures to be implemented; 4. Assess the effectiveness of the implemented mitigation measures; 5. Consider and instruct, if necessary, the Contractor to slow down or to stop all or part of the construction activities until no exceedance of Limit Level. 	<ol style="list-style-type: none"> 1. Inform the ER and confirm notification of the non-compliance in writing; 2. Rectify unacceptable practice; 3. Check all plant and equipment; 4. Consider changes of working methods; 5. Discuss with ET, IEC and ER and propose mitigation measures to IEC and ER within 3 working days; 6. Implement the agreed mitigation measures; 7. As directed by the ER, to slow down or to stop all or part of the construction activities.

Appendix F




Graphical Plots for Monitoring Result



Air Quality – 1-hour TSP



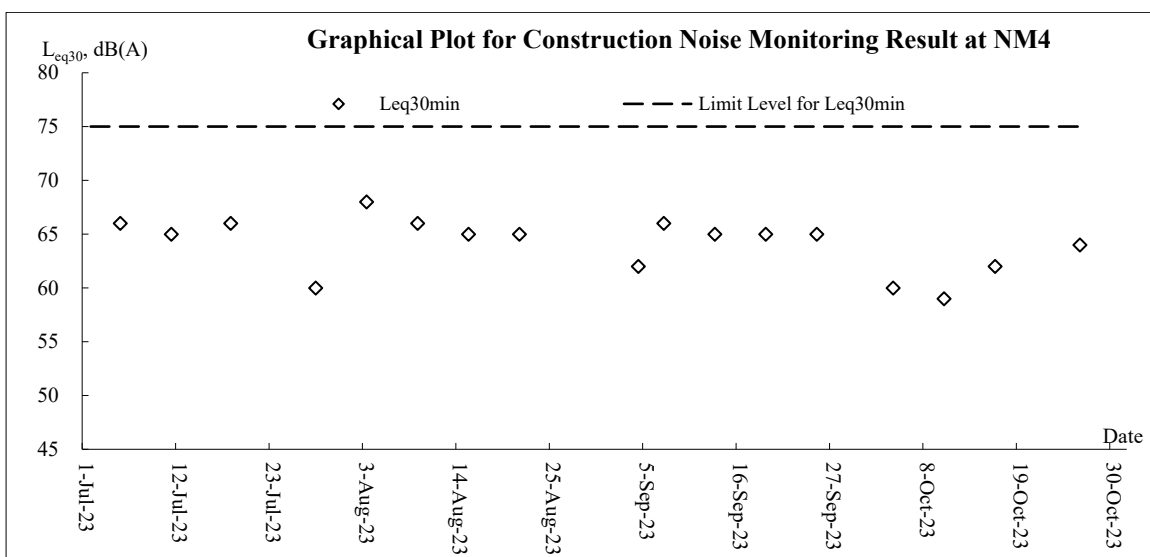
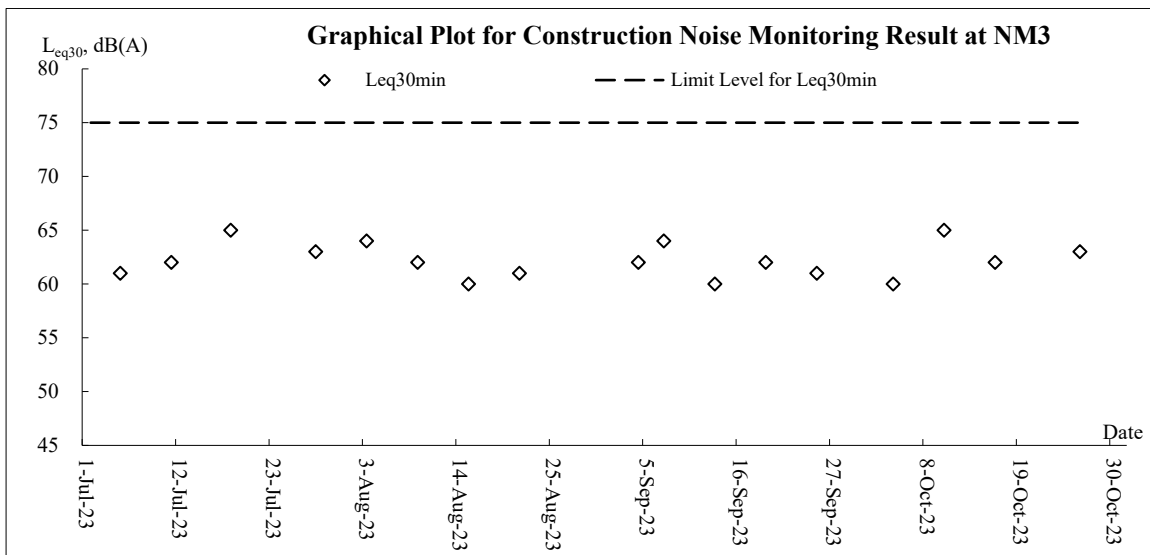
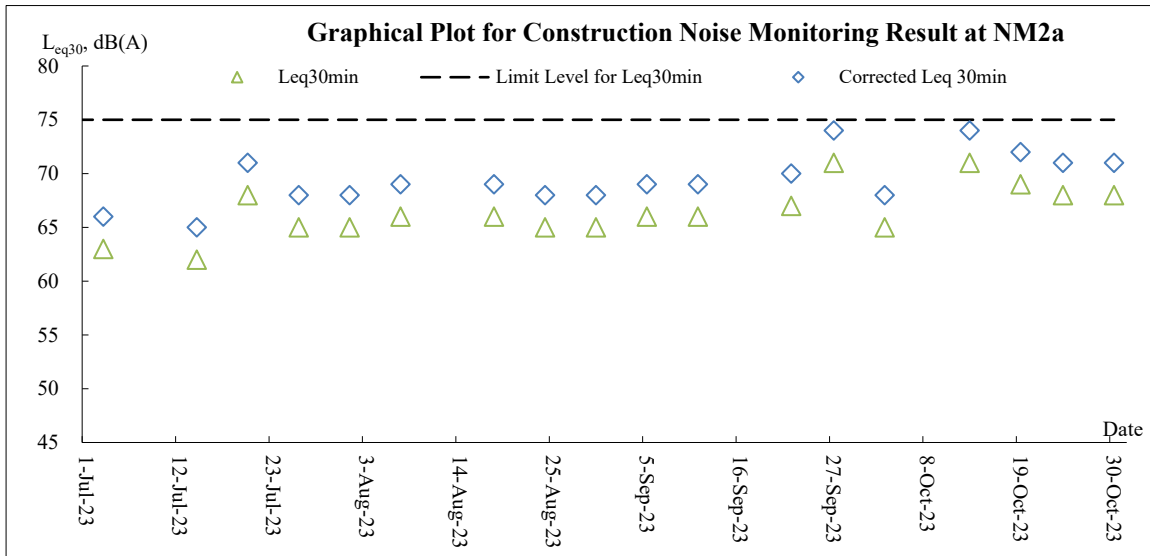


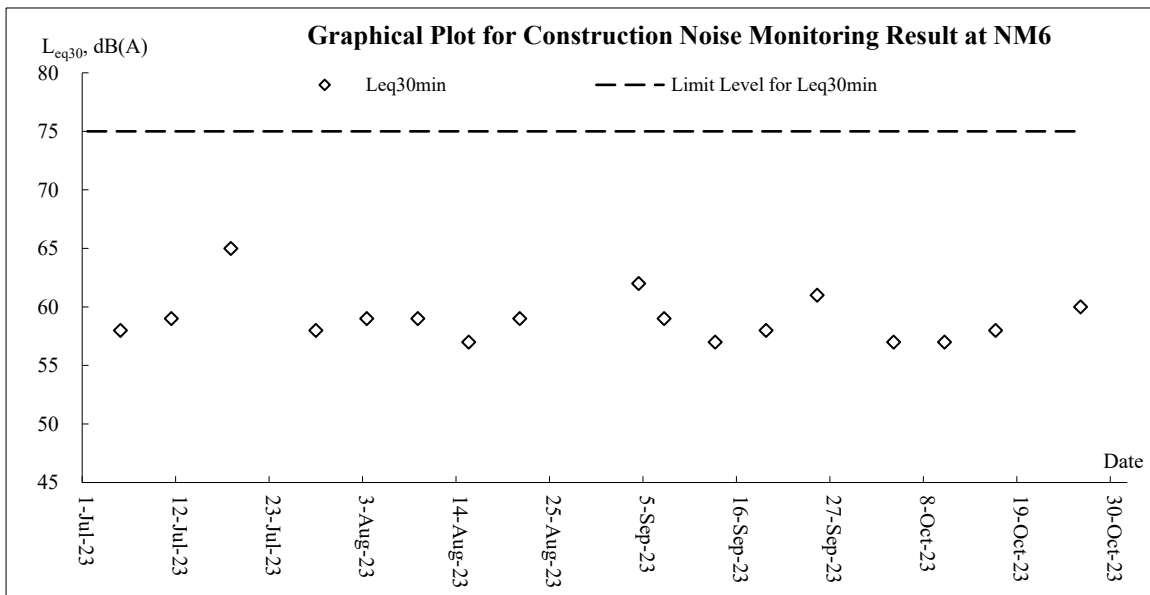
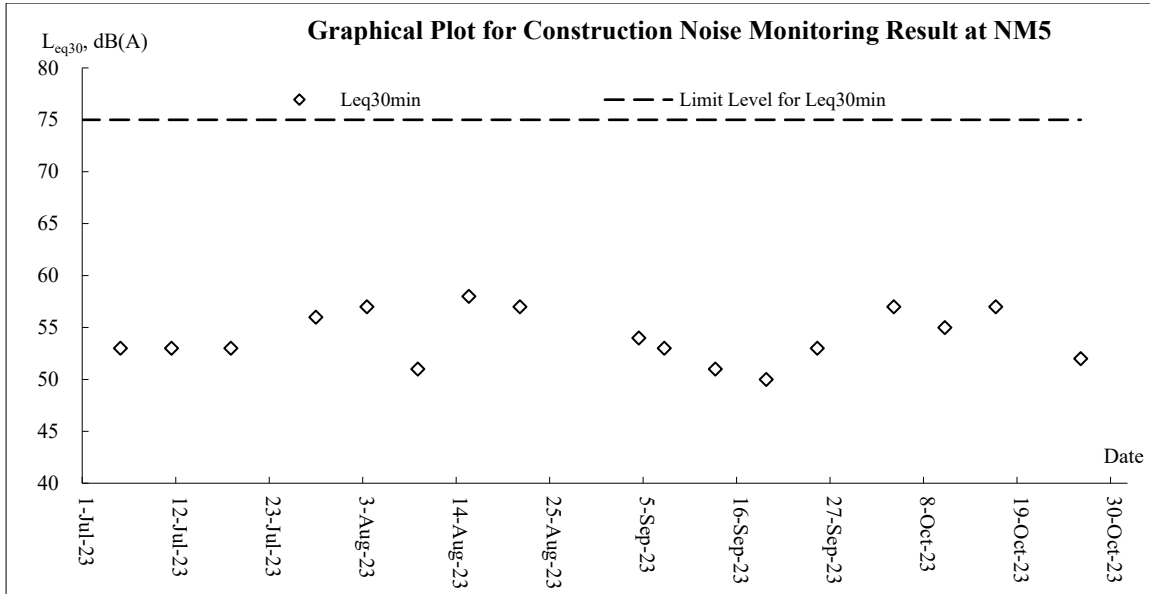
Air Quality – 24-hour TSP



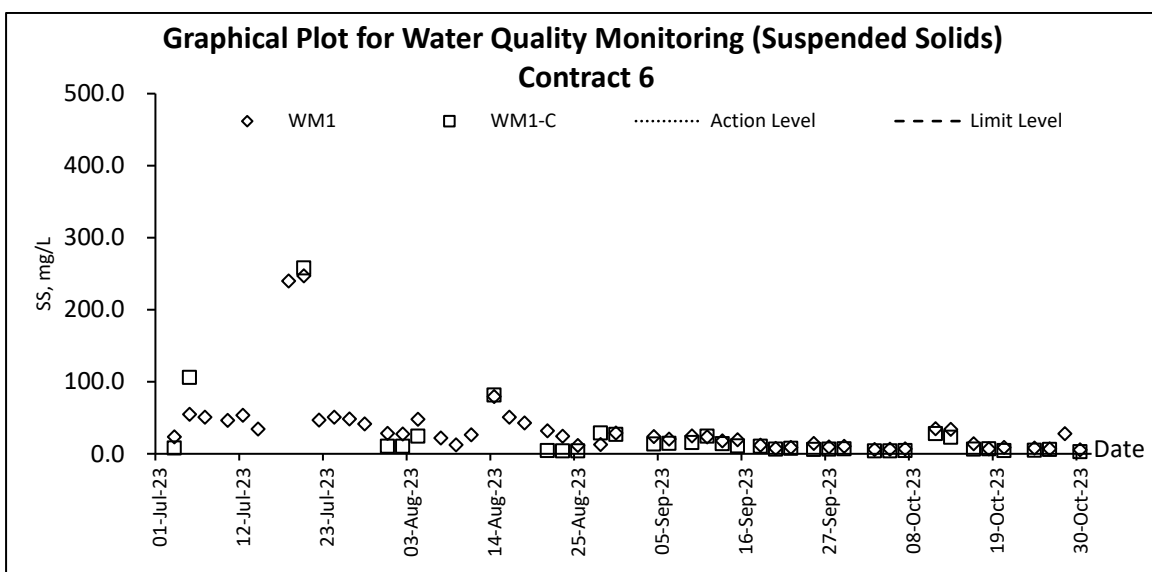
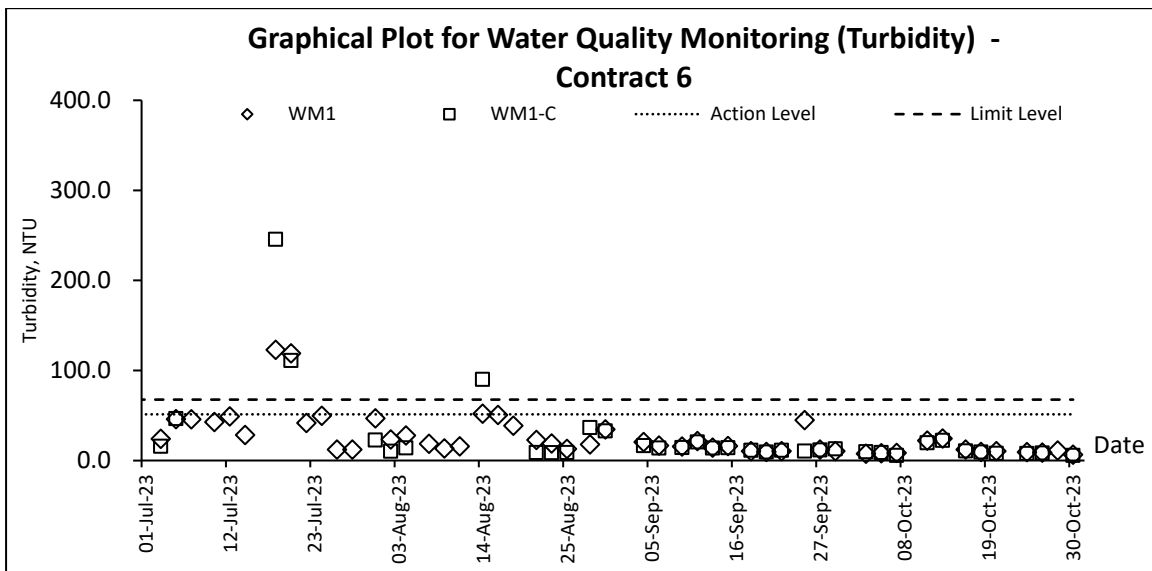
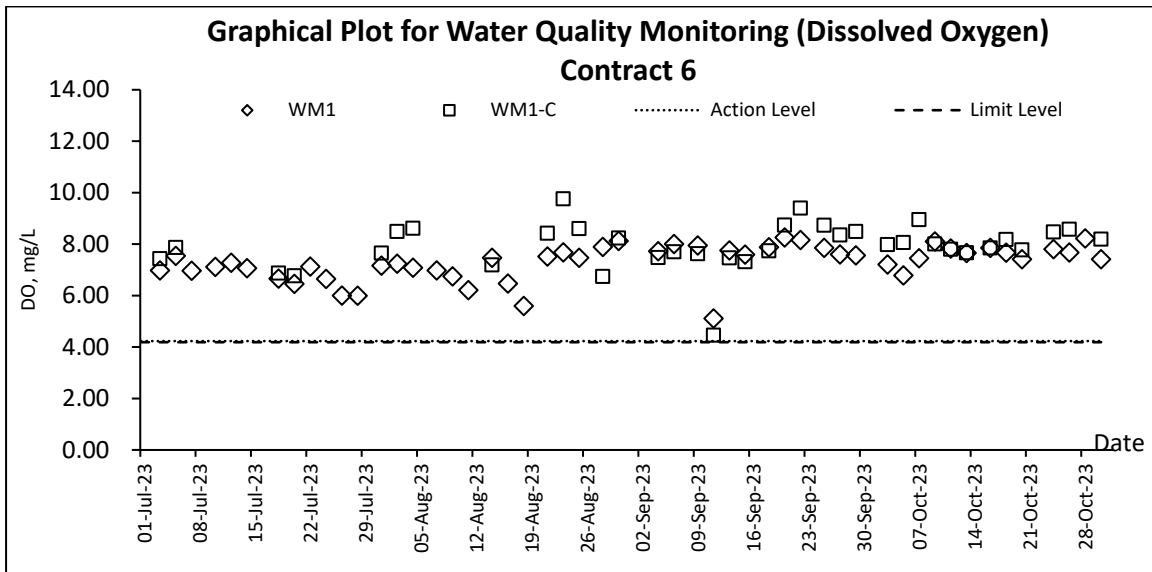


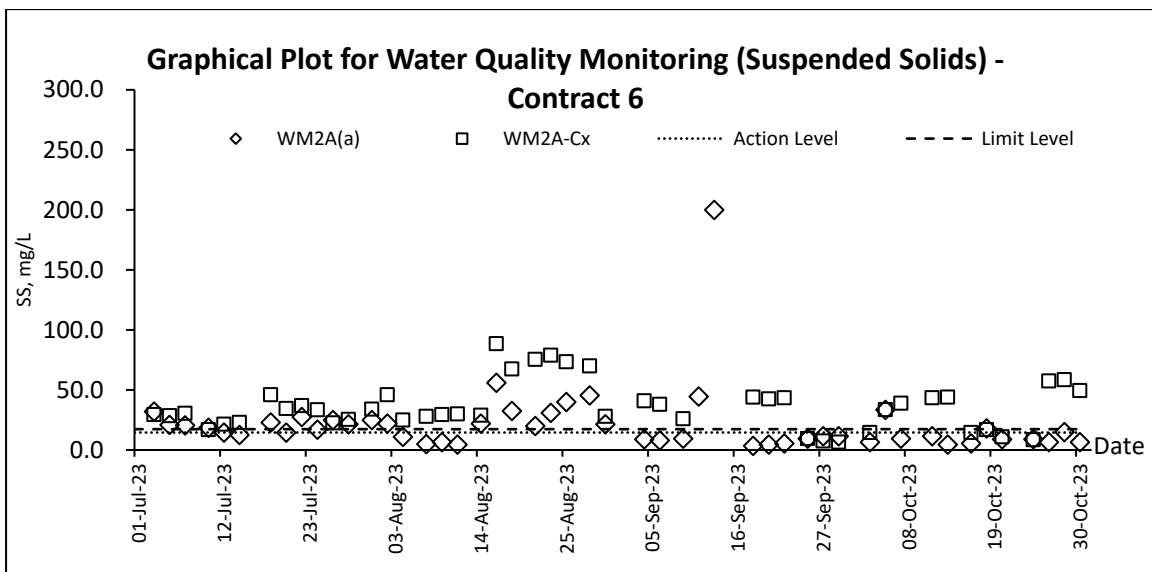
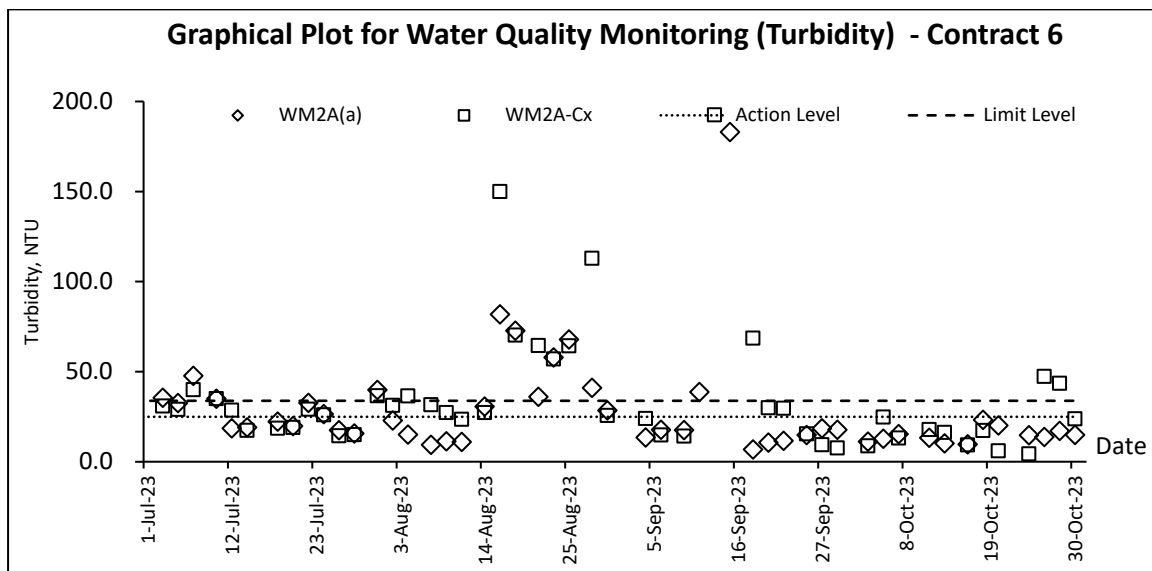
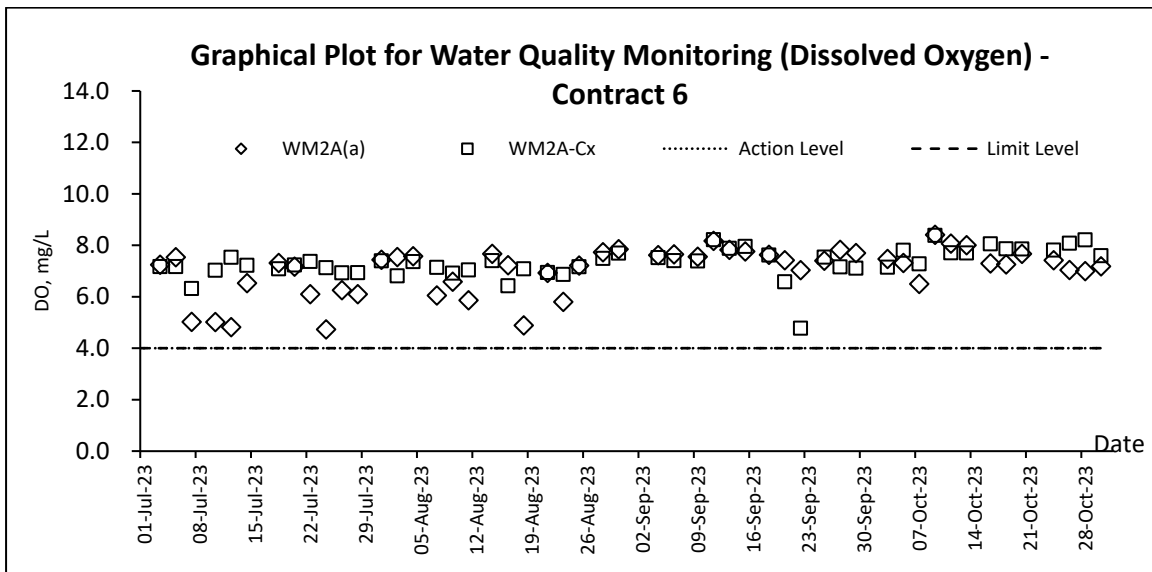
Noise

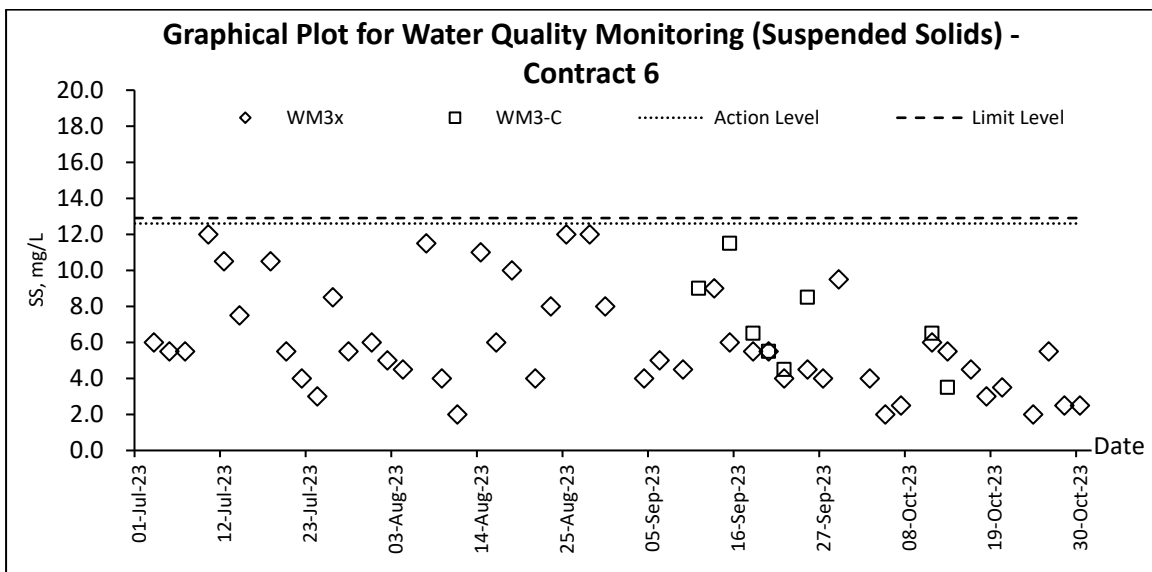
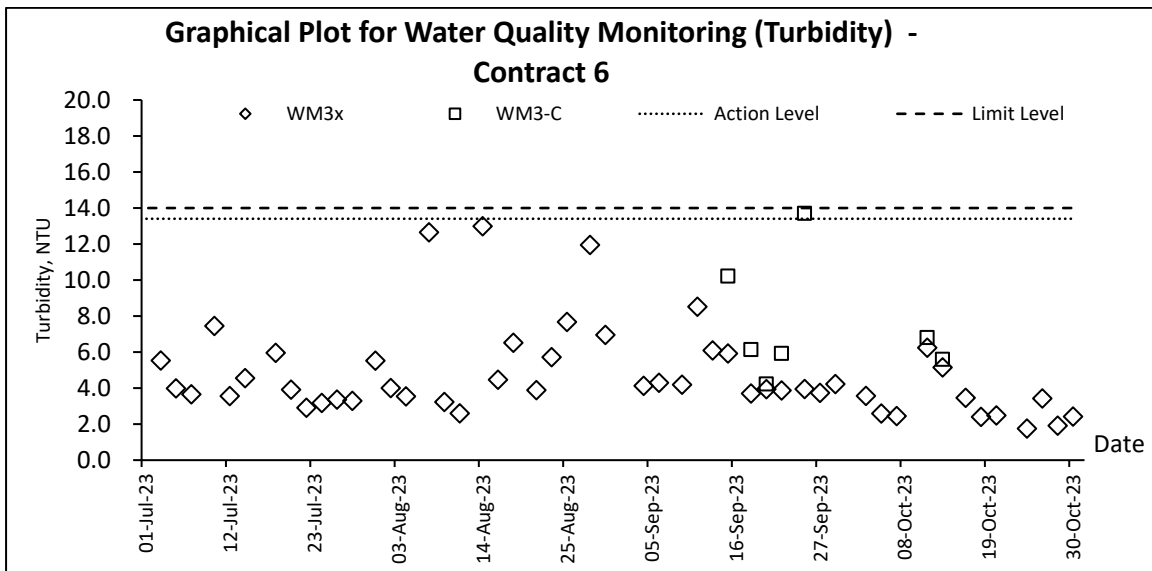
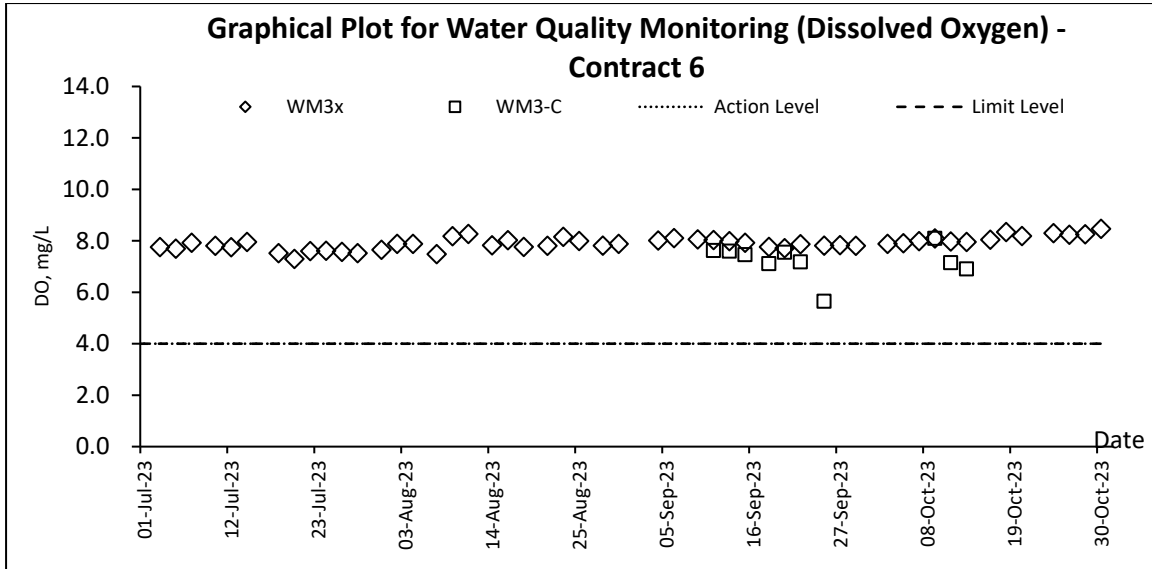




Water Quality







Appendix G

Weather information

Weather Condition Extracted from HKO

The weather of August 2023

Mainly attributing to the warmer than normal sea surface temperature over the northern part of the South China Sea and a stronger than usual southwesterly flow in the lower atmosphere over the south China coast, August 2023 was much hotter than usual in Hong Kong. The monthly mean temperature of 29.7 degrees and monthly mean minimum temperature of 27.8 degrees were respectively 1.0 degree and 1.1 degrees above their normal and both were the highest on record for August. Moreover, the monthly mean maximum temperature of 32.4 degrees was 1.1 degrees above normal and one of the second highest on record for August. Together with the exceptionally hot weather in June and July, Hong Kong experienced the hottest summer on record from June to August 2023 with a record-breaking high mean temperature of 29.7 degrees. The mean maximum temperature of 32.4 degrees and mean minimum temperature of 27.6 degrees were both the second highest on record for the same period. There were 15 hot nights in August 2023, one of the highest on record for August. The month was also much drier than usual with a total rainfall of 140.7 millimetres, about 31 percent of the normal figure of 453.2 millimetres and the ninth lowest on record for August. The accumulated rainfall up to August this year was 1157.2 millimetres, a deficit of about 40 percent compared with the normal of 1921.5 millimetres for the same period.

The weather of September 2023

In terms of extreme weather, September 2023 was an eventful month in Hong Kong with the ferocious strike by Super Typhoon Saola on 1 – 2 September and the phenomenal rainstorm on 7 – 8 September. With a maximum sustained wind of 230 km/h near its centre, Saola was the second most intense tropical cyclone affecting the South China Sea since 1950 and Hurricane Signal No. 10 was issued in Hong Kong during the passage of Saola, the first time since Super Typhoon Mangkhut hit Hong Kong in September 2018. A trough of low pressure associated with the remnant of tropical cyclone Haikui brought prolonged torrential rain to Hong Kong on 7 – 8 September and necessitated the issuance of the Black Rainstorm Warning for 16 hours and 35 minutes, setting the longest record since the introduction of the rainstorm warning system in 1992. Mainly attributing to the heavy rain associated with Saola and troughs of low pressure in the first half of the month, the Observatory recorded an all-time high September rainfall of 1067.1 millimetres, more than three times of the September normal of 321.4 millimetres and easily breaking the previous record of 844.2 millimetres set way back in September 1952. Moreover, the rainfall deficit in the first eight months of this year was mostly compensated by the record-breaking rainfall in September. The accumulated rainfall this year up to September was 2224.3 millimetres, slightly less than the normal figure of 2242.8 millimetres for the same period. Despite the stormy weather in the first part of the month, there was a long spell of sunny and very hot weather with 10 consecutive very hot days from 21 to 30 September in the later part of the month. It also set the longest record of consecutive very hot days for September. Overall, the month remained hotter than usual with a mean temperature of 28.5 degrees, 0.6 degrees above the normal of 27.9 degrees.

The weather of October 2023

With more than usual moisture in the lower atmosphere over southern China, October 2023 was much cloudier than usual in Hong Kong. The mean amount of cloud in the month was 79 percent, 21 percent above the normal of 58 percent and the second highest on record for October. The duration of bright sunshine in the month was only 138.9 hours, about 30 percent lower than the normal figure of 197.8 hours and the fourth lowest on record for October. Mainly attributing to the record-breaking rainfall associated with tropical cyclone Koinu on 8 – 9 October, the month was also much wetter than usual. The monthly total rainfall was 546.0 millimetres, more than four times of the normal figure of 120.3 millimetres and the fifth highest on record for October. The accumulated rainfall this year up to October was 2770.3 millimetres, about 17 percent more than the normal figure of 2363.1 millimetres for the same period. Despite the below normal sunshine, the month was warmer than usual. The mean temperature of 26.4 degrees was 0.7 degrees above the normal and one of the fourth highest for October on record. There were 3 very hot days in the early part of the month, the highest on record for October.

Remark: The meteorological data during the Reporting Period is presented in the relevant monthly EM&A report.

Appendix H

Implementation Schedule for Environmental Mitigation Measures

Environmental Mitigation Implementation Schedule

EIA Ref.	EM&A Ref	Recommended Mitigation Measures	Objectives of the Recommended Measures & Main Concerns to address	Who to implement the measure?	Location of the measure	When to implement the measure?	What requirements or standards for the measure to achieve?	Implementation status and remark*
Air Quality Impact (Construction)								
3.6.1.1	2.1	<p>General Dust Control Measures</p> <p>The following dust suppression measures should be implemented:</p> <ul style="list-style-type: none"> ▪ Frequent water spraying for active construction areas (4 times per day for active areas in Po Kak Tsai and 8 times per day for all other active areas), including areas with heavy construction and slope cutting activities ▪ 80% of stockpile areas should be covered by impervious sheets ▪ Speed of trucks within the site should be controlled to about 10 km/hr ▪ All haul roads within the site should be paved to avoid dust emission due to vehicular movement 	To minimize adverse dust emission generated from various construction activities of the works sites	Contractor	Construction Works Sites	During Construction	EIA Recommendation and Air Pollution Control (Construction Dust) Regulation	Implemented. (*almost all the work area was hard paved)
3.6.1.2	2.1	<p>Best Practice for Dust Control</p> <p>The relevant best practices for dust control as stipulated in the Air Pollution Control (Construction Dust) Regulation should be adopted to further reduce the construction dust impacts of the Project. These best practices include:</p> <p>Good site management.</p> <ul style="list-style-type: none"> ▪ The Contractor should maintain high standard of housekeeping to prevent emission of fugitive dust. ▪ Loading, unloading, handling and storage of raw materials, wastes or by-products should be carried out in a manner so as to minimize the release of visible dust emission. ▪ Any piles of materials accumulated on or around the work areas should be cleaned up regularly. ▪ Cleaning, repair and maintenance of all plant facilities within the work areas should be carried out in a manner minimizing generation of fugitive dust emissions. ▪ The material should be handled properly to prevent fugitive dust emission before cleaning. <p><i>Disturbed Parts of the Roads</i></p> <ul style="list-style-type: none"> ▪ Each and every main temporary access should be paved 	To minimize adverse dust emission generated from various construction activities of the works sites	Contractor	Construction Works Sites	During Construction	EIA Recommendation and Air Pollution Control (Construction Dust) Regulation	Implemented. (*almost all the work area was hard paved)

EIA Ref.	EM&A Ref	Recommended Mitigation Measures	Objectives of the Recommended Measures & Main Concerns to address	Who to implement the measure?	Location of the measure	When to implement the measure?	What requirements or standards for the measure to achieve?	Implementation status and remark*
		<p>with oncrete, bituminous hardcore materials or metal plates and kept clear of dusty materials; or</p> <ul style="list-style-type: none"> ▪ Unpaved parts of the road should be sprayed with water or a dust suppression chemical so as to keep the entire road surface wet. <p><i>Exposed Earth</i></p> <ul style="list-style-type: none"> ▪ Exposed earth should be properly treated by compaction, hydroseeding, vegetation planting or seating with latex, vinyl, bitumen within six months after the last construction activity on the site or part of the site where the exposed earth lies. <p><i>Loading, Unloading or Transfer of Dusty Materials</i></p> <ul style="list-style-type: none"> ▪ All dusty materials should be sprayed with water immediately prior to any loading or transfer operation so as to keep the dusty material wet. <p><i>Debris Handling</i></p> <ul style="list-style-type: none"> ▪ Any debris should be covered entirely by impervious sheeting or stored in a debris collection area sheltered on the top and the three sides. ▪ Before debris is dumped into a chute, water should be sprayed so that it remains wet when it is dumped. <p><i>Transport of Dusty Materials</i></p> <ul style="list-style-type: none"> ▪ Vehicle used for transporting dusty materials/spoils should be covered with tarpaulin or similar material. The cover should extend over the edges of the sides and tailboards. <p><i>Wheel washing</i></p> <ul style="list-style-type: none"> ▪ Vehicle wheel washing facilities should be provided at each construction site exit. Immediately before leaving the construction site, every vehicle should be washed to remove any dusty materials from its body and wheels. <p><i>Use of vehicles</i></p> <ul style="list-style-type: none"> ▪ Immediately before leaving the construction site, every vehicle should be washed to remove any dusty materials from its body and wheels. ▪ Where a vehicle leaving the construction site is carrying a load of dusty materials, the load should be covered entirely by clean 						

EIA Ref.	EM&A Ref	Recommended Mitigation Measures	Objectives of the Recommended Measures & Main Concerns to address	Who to implement the measure?	Location of the measure	When to implement the measure?	What requirements or standards for the measure to achieve?	Implementation status and remark*
		<p>impervious sheeting to ensure that the dusty materials do not leak from the vehicle.</p> <p><i>Site hoarding</i></p> <ul style="list-style-type: none"> ▪ Where a site boundary adjoins a road, street, service lane or other area accessible to the public, hoarding of not less than 2.4m high from ground level should be provided along the entire length of that portion of the site boundary except for a site entrance or exit. <p><i>Blasting</i></p> <ul style="list-style-type: none"> ▪ The areas within 30m from the blasting area should be wetted with water prior to blasting 						
Air Quality Impact (Operation)								
3.5.2.2	2.2	<p>The following odour containment and control measures will be provided for the proposed sewage treatment work at the BCP site:</p> <ul style="list-style-type: none"> ▪ The treatment work will be totally enclosed. Negative pressure ventilation will be provided within the enclosure to avoid any fugitive odorous emission from the treatment work. ▪ Further odour containment will be achieved by covering or confining the sewage channels, sewage tanks, and equipment with potential odour emission. ▪ Proper mixing will be provided at the equalization and sludge holding tanks to prevent sewage septicity. ▪ Chemical or biological deodorisation facilities with a minimum odour removal efficiency of 90% will be provided to treat potential odorous emissions from the treatment plant including sewage channels / tanks, filter press and screening facilities so as to minimize any potential odour impact to the nearby ASRs. 	To minimize potential odour impact from operation of the proposed sewage treatment work at BC.	DSD	BCP	Operation Phase	EIA recommendation	Implemented.
Noise Impact (Construction)								
4.4.1.4	3.1	<p>Adoption of Quieter PME</p> <p>Use of the recommended quieter PME such as those given in the BS5228: Part 1:2009 and presented in Table 4.14, which can be found in Hong Kong.</p>	To minimize the construction air-borne noise impact	Contractor	Construction Work Sites	During Construction	EIA recommendation, EIAO and Noise Control Ordinance (NCO)	Implemented. (no noisy was observed in the reporting period)

EIA Ref.	EM&A Ref	Recommended Mitigation Measures	Objectives of the Recommended Measures & Main Concerns to address	Who to implement the measure?	Location of the measure	When to implement the measure?	What requirements or standards for the measure to achieve?	Implementation status and remark*
4.4.1.4	3.1	<p>Use of Movable Noise Barrier</p> <p>The use of movable barrier for certain PME can further alleviate the construction noise impacts. In general, a 5 dB(A) reduction for movable PME and 10 dB(A) for stationary PME can be achieved depending on the actual design of the movable noise barrier. The Contractor shall be responsible for design of the movable noise barrier with due consideration given to the size of the PME and the requirement for intercepting the line of sight between the NSRs and PME. Barrier material with surface mass in excess of 7 kg/m² is recommended to achieve the predicted screening effect.</p>	To minimize the construction air-borne noise impact	Contractors	Construction Work Sites	During Construction	EIA recommendation, EIAO and NCO	
4.4.1.4	3.1	<p>Use of Noise Enclosure/ Acoustic Shed</p> <p>The use of noise enclosure or acoustic shed is to cover stationary PME such as air compressor and concrete pump. With the adoption of the noise enclosure, the PME could be completely screened, and noise reduction of 15 dB(A) can be achieved according to the GW-TM.</p>	To minimize the construction air-borne noise impact	Contractors	Construction Work Sites	During Construction	EIA recommendation, EIAO and NCO	Implemented. (no noisy was observed in the reporting period)
4.4.1.4	3.1	<p>Use of Noise Insulating Fabric</p> <p>Noise insulating fabric can be adopted for certain PME (e.g. drill rig, pilling auger etc). The insulating fabric should be lapped such that there are no openings or gaps on the joints. Technical data from manufacturers state that by using the Fabric, a noise reduction of over 10 dB(A) can be achieved on noise level.</p>	To minimize the construction airborne noise impact	Contractors	Construction Work Sites	During Construction	EIA recommendation, EIAO and NCO	Implemented. (no noisy was observed in the reporting period)

EIA Ref.	EM&A Ref	Recommended Mitigation Measures	Objectives of the Recommended Measures & Main Concerns to address	Who to implement the measure?	Location of the measure	When to implement the measure?	What requirements or standards for the measure to achieve?	Implementation status and remark*
4.4.1.4	3.1	<p>Good Site Practice</p> <p>The good site practices listed below should be followed during each phase of construction:</p> <ul style="list-style-type: none"> • Only well-maintained plant should be operated on-site and plant should be serviced regularly during the construction programme; • Silencers or mufflers on construction equipment should be utilized and should be properly maintained during the construction programme; • Mobile plant, if any, should be sited as far from NSRs as possible; • Machines and plant (such as trucks) that may be in intermittent use should be shut down between work periods or should be throttled down to a minimum; • Plant known to emit noise strongly in one direction should, wherever possible, be orientated so that the noise is directed away from the nearby NSRs; and • Material stockpiles and other structures should be effectively utilized, wherever practicable, in screening noise from on-site construction activities. 	To minimize the construction air-borne noise impact	Contractors	Construction Work Sites	During Construction	EIA recommendation, EIAO and NCO	Implemented. (no noisy was observed in the reporting period)
<u>Noise Impact (Operation)</u>								
<u>Road Traffic Noise</u>								
Table 4.42 and Figure 4.20.1 to 4.20.4	3.2	Erection of noise barrier/ enclosure along the viaduct section.	To minimize the road traffic noise along the connecting road of BCP	Contractor	Loi Tung and Fanling Highway Interchange	Before Operation	EIAO and NCO	Implemented. (no noisy was observed in the reporting period)
<u>Fixed Plant Noise</u>								

EIA Ref.	EM&A Ref	Recommended Mitigation Measures	Objectives of the Recommended Measures & Main Concerns to address	Who to implement the measure?	Location of the measure	When to implement the measure?	What requirements or standards for the measure to achieve?	Implementation status and remark*
Table 4.46	3.2	<ul style="list-style-type: none"> Specification of the maximum allowable sound power levels of the proposed fixed plants during daytime and night-time. 	To minimize the fixed plant noise impact	Managing Authority of the buildings / Contractor	BCP, Administration Building and all ventilation buildings	Before Operation.	EIA recommendation, EIAO and NCO	Implemented. (no noisy was observed in the reporting period)
4.5.2.4	3.2	<p>The following noise reduction measures shall be considered as far as practicable during operation:</p> <ul style="list-style-type: none"> Choose quieter plant such as those which have been effectively silenced; Include noise levels specification when ordering new plant (including chillier and E/M equipment). Locate fixed plant/louver away from any NSRs as far as practicable; Locate fixed plant in walled plant rooms or in specially designed enclosures; Locate noisy machines in a basement or a completely separate building; Install direct noise mitigation measures including silencers, acoustic louvers and acoustic enclosure where necessary; and Develop and implement a regularly scheduled plant maintenance programme so that equipment is properly operated and serviced in order to maintain a controlled level of noise. 	To minimize the fixed plant noise impact	Managing Authority of the buildings / Contractor	BCP, Administration Building and all ventilation buildings	Before Operation.	EIAO and NCO	Implemented. (no noisy was observed in the reporting period)
Water Quality Impact (Construction)								
5.6.1.1	4.1	<p>Construction site runoff and drainage</p> <p>The site practices outlined in ProPECC Note PN 1/94 should be followed as far as practicable in order to minimise surface runoff and the chance of erosion. The following measures are recommended to protect water quality and when properly implemented should be sufficient to adequately control site discharges so as to avoid water quality impacts:</p> <ul style="list-style-type: none"> At the start of site establishment, perimeter cut-off drains to direct off-site water around the site should be constructed with internal 	To control site runoff and drainage; prevent high sediment loading from reaching the nearby watercourses	Contractor	Construction Works Sites	Construction Phase	Practice Note for Professional Persons on Construction Site Drainage (ProPECC Note PN 1/94)	Implemented. (*almost all the work area was hard paved and no wastewater generated.)

EIA Ref.	EM&A Ref	Recommended Mitigation Measures	Objectives of the Recommended Measures & Main Concerns to address	Who to implement the measure?	Location of the measure	When to implement the measure?	What requirements or standards for the measure to achieve?	Implementation status and remark*
		<p>drainage works and erosion and sedimentation control facilities implemented. Channels (both temporary and permanent drainage pipes and culverts), earth bunds or sand bag barriers should be provided on site to direct stormwater to silt removal facilities. The design of the temporary on-site drainage system should be undertaken by the Contractor prior to the commencement of construction.</p> <ul style="list-style-type: none"> • The dikes or embankments for flood protection should be implemented around the boundaries of earthwork areas. Temporary ditches should be provided to facilitate the runoff discharge into stormwater drainage system through a sediment/silt trap. The sediment/silt traps should be incorporated in the permanent drainage channels to enhance deposition rates, if practical. • Sand/silt removal facilities such as sand/silt traps and sediment basins should be provided to remove sand/silt particles from runoff to meet the requirements of the TM standards under the WPCO. The design of efficient silt removal facilities should be based on the guidelines in Appendix A1 of ProPECC Note PN 1/94. Sizes may vary depending upon the flow rate. The detailed design of the sand/silt traps should be undertaken by the Contractor prior to the commencement of construction. • All drainage facilities and erosion and sediment control structures should be regularly inspected and maintained to ensure proper and efficient operation at all times and particularly during rainstorms. Deposited silt and grit should be regularly removed, at the onset of and after each rainstorm to ensure that these facilities are functioning properly at all times • Measures should be taken to minimize the ingress of site drainage into excavations. If excavation of trenches in wet periods is necessary, they should be dug and backfilled in short sections wherever practicable. Water pumped out from foundation excavations should be discharged into storm drains via silt removal facilities. • If surface excavation works cannot be avoided during the wet season 						

EIA Ref.	EM&A Ref	Recommended Mitigation Measures	Objectives of the Recommended Measures & Main Concerns to address	Who to implement the measure?	Location of the measure	When to implement the measure?	What requirements or standards for the measure to achieve?	Implementation status and remark*
		<p>(April to September), temporarily exposed slope/soil surfaces should be covered by tarpaulin or other means, as far as practicable, and temporary access roads should be protected by crushed stone or gravel, as excavation proceeds. Interception channels should be provided (e.g. along the crest/edge of the excavation) to prevent storm runoff from washing across exposed soil surfaces. Arrangements should always be in place to ensure that adequate surface protection measures can be safely carried out well before the arrival of a rainstorm. Other measures that need to be implemented before, during and after rainstorms are summarized in ProPECC Note PN 1/94.</p> <ul style="list-style-type: none"> • The overall slope of the site should be kept to a minimum to reduce the erosive potential of surface water flows. • All vehicles and plant should be cleaned before leaving a construction site to ensure no earth, mud, debris and the like is deposited by them on roads. An adequately designed and sited wheel washing facility should be provided at construction site exit where practicable. Wash-water should have sand and silt settled out and removed regularly to ensure the continued efficiency of the process. The section of access road leading to, and exiting from, the wheel-wash bay to the public road should be paved with sufficient backfall toward the wheel-wash bay to prevent vehicle tracking of soil and silty water to public roads and drains. • Open stockpiles of construction materials or construction wastes on-site should be covered with tarpaulin or similar fabric during rainstorms. Measures should be taken to prevent the washing away of construction materials, soil, silt or debris into any drainage system. • Manholes (including newly constructed ones) should be adequately covered and temporarily sealed so as to prevent silt, construction materials or debris being washed into the drainage system and stormwater runoff being directed into foul sewers. • Precautions should be taken at any time of the year when rainstorms are likely. Actions should be taken when a rainstorm is imminent or forecasted and actions to be taken during or after rainstorms are 						

EIA Ref.	EM&A Ref	Recommended Mitigation Measures	Objectives of the Recommended Measures & Main Concerns to address	Who to implement the measure?	Location of the measure	When to implement the measure?	What requirements or standards for the measure to achieve?	Implementation status and remark*
		<p>summarized in Appendix A2 of ProPECC Note PN 1/94. Particular attention should be paid to the control of silty surface runoff during storm events, especially for areas located near steep slopes.</p> <ul style="list-style-type: none"> Bentonite slurries used in piling or slurry walling should be reconditioned and reused wherever practicable. Temporary enclosed storage locations should be provided on-site for any unused bentonite that needs to be transported away after all the related construction activities are completed. The requirements in ProPECC Note PN 1/94 should be adhered to in the handling and disposal of bentonite slurries. 						
5.6.1.1	4.1	<p>Good site practices for works within water gathering grounds</p> <p>The following conditions should be complied, if there is any works to be carried out within the water gathering grounds:</p> <ul style="list-style-type: none"> Adequate measures should be implemented to ensure no pollution or siltation occurs to the catchwaters and catchments. No earth, building materials, oil or fuel, soil, toxic materials or any materials that may possibly cause contamination to water gathering grounds are allowed to be stockpiled on site. All surplus spoil should be removed from water gathering grounds as soon as possible. Temporary drains with silt traps should be constructed at the site boundary before the commencement of any earthworks. Regular cleaning of silt traps should be carried out to ensure proper operation at all time. All excavated or filled surfaces which have the risk of erosion should always be protected form erosion. 	To minimize water quality impacts to the water gathering grounds	Contractor	Construction Works Sites within the water gathering	Construction Phase	ProPECC Note PN 1/94	Implemented. (*almost all the work area was hard paved and no wastewater generated.)

EIA Ref.	EM&A Ref	Recommended Mitigation Measures	Objectives of the Recommended Measures & Main Concerns to address	Who to implement the measure?	Location of the measure	When to implement the measure?	What requirements or standards for the measure to achieve?	Implementation status and remark*
		<ul style="list-style-type: none"> • Facilities for washing the wheels of vehicles before leaving the site should be provide • Any construction plant which causes pollution to catchwaters or catchments due to the leakage of oil or fuel should be removed off site immediately. • No maintenance activities which may generate chemical wastes should be undertaken in the water gathering grounds. Vehicle maintenance should be confined to designated paved areas only and any spillages should be cleared up immediately using absorbents and waste oils should be collected in designated tanks prior to disposal off site. All storm water run-off from these areas should be discharged via oil/petrol separators and sand/silt removal traps. • Any soil contaminated with fuel leaked from plant should be removed off site and the voids arising from removal of contaminated soil should be replaced by suitable material approved by the Director of Water Supplies. • Provision of temporary toilet facilities and use of chemicals or insecticide of any kind are subject to the approval of the Director of Water Supplies. • Drainage plans should be submitted for approval by the Director of Water Supplies. 						

EIA Ref.	EM&A Ref	Recommended Mitigation Measures	Objectives of the Recommended Measures & Main Concerns to address	Who to implement the measure?	Location of the measure	When to implement the measure?	What requirements or standards for the measure to achieve?	Implementation status and remark*
		<ul style="list-style-type: none"> An unimpeded access through the waterworks access road should always be maintained. Earthworks near catchwaters or streamcourses should only be carried out in dry season between October and March, Advance notice must be given before the commencement of works on site quoting WSD's approval letter reference. 						
5.6.1.2	4.1	<p>Good site practices of general construction activities</p> <p>Construction solid waste, debris and refuse generated on-site should be collected, handled and disposed of properly to avoid entering any nearby stormwater drain. Stockpiles of cement and other construction materials should be kept covered when not being used.</p> <p>Oils and fuels should only be stored in designated areas which have pollution prevention facilities. To prevent spillage of fuels and solvents to any nearby stormwater drain, all fuel tanks and storage areas should be provided with locks and be sited on sealed areas, within bunds of a capacity equal to 110% of the storage capacity of the largest tank. The bund should be drained of rainwater after a rain event.</p>	To minimize water quality impacts	Contractor	All construction site	Construction phase	EIA recommendation	Implemented. (*almost all the work area was hard paved and no wastewater generated.)
5.6.1.3	4.1	<p>Sewage effluent from construction workforce</p> <p>Temporary sanitary facilities, such as portable chemical toilets, should be employed on-site where necessary to handle sewage from the workforce. A licensed contractor should be employed to provide appropriate and adequate portable toilets and be responsible for appropriate disposal and maintenance.</p>	To minimize water quality impacts	Contractor	All construction works sites with on-site sanitary facilities	Construction phase	EIA Recommendation and Water Pollution Control Ordinance (WPCO)	Implemented. (*almost all the work area was hard paved and no wastewater generated.)
5.6.1.4	4.1	<p>Hydrogeological Impact</p> <p>Grout injection works would be conducted before blasting, for sealing a limited area around the tunnel with a grout of a suitable strength for controlling the potential groundwater inflows. The pre-injection grouting method would be supplemented by post-injection grouting</p>	To minimize water quality impacts	Contractor	Construction works sites of the drill and blast tunnel	Construction phase	EIA Recommendation and WPCO	Implemented. (*almost all the work area was hard paved and no wastewater

EIA Ref.	EM&A Ref	Recommended Mitigation Measures	Objectives of the Recommended Measures & Main Concerns to address	Who to implement the measure?	Location of the measure	When to implement the measure?	What requirements or standards for the measure to achieve?	Implementation status and remark*
		where necessary to further enhance the groundwater inflow control. On-site treatment for the groundwater ingress pumped out would be required to remove any contamination by grouting materials before discharge off-site.						generated.)
Water Quality Impact (Operation)								
No mitigation measure is required.								
Sewage and Sewerage Treatment Impact (Construction)								
6.7	5	The sewage generated by the on-site workforce should be collected in chemical toilets and disposed of off-site by a licensed waste collector.	To minimize water quality impacts	Contractor	All construction works sites with on-site sanitary facilities	Construction phase	EIA recommendation and WPCO	Implemented. (*almost all the work area was hard paved and no wastewater generated.)
Sewage and Sewerage Treatment Impact (Operation)								
6.6.3	5	Sewage generated by the BCP and Chuk Yuen Village Resite will be collected and treated by the proposed on-site sewage treatment facility using Membrane Bioreactor treatment with a portion of the treated wastewater reused for irrigation and flushing within the BCP.	To minimize water quality impacts	DSD	BCP	Operation phase	EIA recommendation and WPCO	Implemented.
6.5.3	5	Sewage generated from the Administration Building will be discharged to the existing local sewerage system.	To minimize water quality impacts	DSD	Administration Building	Operation phase	EIA recommendation and WPCO	Implemented.
Waste Management Implication (Construction)								
7.6.1.1	6	<p>Good Site Practices</p> <p>Adverse impacts related to waste management such as potential hazard, air, odour, noise, wastewater discharge and public transport as mentioned in section 3.4.7.2 (ii)(c) of the Study Brief are not expected to arise, provided that good site practices are strictly followed. Recommendations for good site practices during the construction activities include:</p> <ul style="list-style-type: none"> Nomination of an approved person, such as a site manager, to be 	To minimize adverse environmental impact	Contractor	Construction works sites (general)	Construction phase	EIA recommendation; Waste Disposal Ordinance; Waste Disposal (Chemical Wastes) (General) Regulation; and ETWB TC(W) No. 19/2005,	Implemented. (no C&D waste generated within site area and only a few general refuse was disposed in the reporting period)

EIA Ref.	EM&A Ref	Recommended Mitigation Measures	Objectives of the Recommended Measures & Main Concerns to address	Who to implement the measure?	Location of the measure	When to implement the measure?	What requirements or standards for the measure to achieve?	Implementation status and remark*
		<p>responsible for good site practices, arrangements for collection and effective disposal to an appropriate facility, of all wastes generated at the site</p> <ul style="list-style-type: none"> • Training of site personnel in proper waste management and chemical handling procedures • Provision of sufficient waste disposal points and regular collection of waste • Dust suppression measures as required under the Air Pollution Control (Construction Dust) Regulation should be followed as far as practicable. Appropriate measures to minimise windblown litter and dust/odour during transportation of waste by covering trucks or in enclosed containers • General refuse shall be removed away immediately for disposal. As such odour is not anticipated to be an issue to distant sensitive receivers • Provision of wheel washing facilities before the trucks leaving the works area so as to minimise dust introduction from public road • Covers and water spraying system should be provided for the stockpiled C&D material to prevent dust impact or being washed away • Designate different locations for storage of C&D material to enhance reuse • Well planned programme for transportation of C&D material to lessen the off-site traffic impact. Well planned delivery programme for offsite disposal and imported filling material such that adverse noise impact from transporting of C&D material is not anticipated • Site practices outlined in ProPECC PN 1/94 Construction Site Drainage should be adopted as far as practicable, such as cleaning and maintenance of drainage systems regularly • Provision of cover for the stockpile material, sand bag or earth bund as barrier to prevent material from washing away and entering the drains 					Environmental Management on Construction Site	

EIA Ref.	EM&A Ref	Recommended Mitigation Measures	Objectives of the Recommended Measures & Main Concerns to address	Who to implement the measure?	Location of the measure	When to implement the measure?	What requirements or standards for the measure to achieve?	Implementation status and remark*
7.6.1.2	6	<p>Waste Reduction Measures</p> <p>Good management and control can prevent the generation of a significant amount of waste. Waste reduction is best achieved at the planning and design stage, as well as by ensuring the implementation of good site practices. Recommendations to achieve waste reduction include:</p> <ul style="list-style-type: none"> • Segregation and storage of different types of waste in different containers, skips or stockpiles to enhance reuse or recycling of materials and their proper disposal • Encourage collection of aluminium cans by providing separate labelled bins to enable this waste to be segregated from other general refuse generated by the work force • Proper storage and site practices to minimise the potential for damage or contamination of construction materials • Plan and stock construction materials carefully to minimise amount of waste generated and avoid unnecessary generation of waste • In addition to the above measures, specific mitigation measures are recommended below for the identified waste arising to minimise environmental impacts during handling, transportation and disposal of these wastes. 	To reduce the quantity of wastes	Contractor	Construction works sites (General)	Construction phase	EIA recommendation and Waste Disposal Ordinance	Implemented. (no C&D waste generated within site area and only a few general refuse was disposed in the reporting period)
7.6.1.3	6	<p>C&D Materials</p> <p>In order to minimise impacts resulting from collection and transportation of C&D material for off-site disposal, the excavated materials should be reused on-site as backfilling material as far as practicable. The surplus rock and other inert C&D material would be disposed of at the Government's Public Fill Reception Facilities (PFRFs) at Tuen Mun Area 38 for beneficial use by other projects in the HKSAR as the last resort. C&D waste generated from general site clearance and tree felling works would require disposal to the designated landfill site. Other mitigation requirements are listed below:</p> <ul style="list-style-type: none"> • A Waste Management Plan should be prepared and implemented in accordance with ETWB TC(W) No. 19/2005 Environmental 	To minimize impacts resulting from C&D material	Contractor	Construction works sites (General)	Construction phase	EIA recommendation; Waste Disposal Ordinance; and ETWB TCW No. 31/2004	Implemented. (no C&D waste generated within site area and only a few general refuse was disposed in the reporting period)

EIA Ref.	EM&A Ref	Recommended Mitigation Measures	Objectives of the Recommended Measures & Main Concerns to address	Who to implement the measure?	Location of the measure	When to implement the measure?	What requirements or standards for the measure to achieve?	Implementation status and remark*
		<p>Management on Construction Site; and</p> <ul style="list-style-type: none"> In order to monitor the disposal of C&D material and solid wastes at public filling facilities and landfills, and to control fly-tipping, a trip-ticket system (e.g. ETWB TCW No. 31/2004) should be included. 						
7.6.1.4	6	<p>General refuse</p> <p>General refuse should be stored in enclosed bins or compaction units separated from other C&D material. A reputable waste collector is to be employed by the Contractor to remove general refuse from the site separately. Preferably an enclosed and covered area should be provided to reduce the occurrence of 'wind blown' litter.</p>	To minimize impacts resulting from collection and transportation of general refuse for off-site disposal	Contractor	Construction works sites (General)	Construction phase	Waste Disposal Ordinance and Public Health and Municipal Services Ordinance - Public Cleansing and Prevention of Nuisances Regulation	Implemented.
7.6.1.5	6	<p>Chemical waste</p> <p>If chemical wastes are produced at the construction site, the Contractor will be required to register with the EPD as a chemical waste producer and to follow the guidelines stated in the Code of Practice on the Packaging, Labelling and Storage of Chemical Wastes. Good quality containers compatible with the chemical wastes should be used, and incompatible chemicals should be stored separately. Appropriate labels should be securely attached on each chemical waste container indicating the corresponding chemical characteristics of the chemical</p>	To minimize impacts resulting from collection and transportation of chemical waste for off-site disposal	Contractor	Construction works sites (General)	Construction phase	Waste Disposal (Chemical Waste) (General) Regulation and Code of Practice on the Packaging, Labelling and Storage of Chemical Wastes	Implemented. (no chemical waste was generated.)

Appendix I

Implementation Status of Mitigation Measures for Operation Phase

EP/ EIA Ref.	Recommended Mitigation Measures	Objectives of the Recommended Measures & Main Concern to Address	Who to implement the measures?	Location of the measures	When to implement the measures?	Implementation Status	Remarks
<u>Air Quality Impact (Operation)</u>							
EP C3.11/ EIA Section 3.5.2.2	<p>The sewage treatment plant installed for the Project shall be installed at the location shown in Figure 3 of the EP</p> <p>The plant shall be designed with the following odour containment and control measures :</p> <ol style="list-style-type: none"> 1. <u>Negative Pressure Ventilation</u> <ol style="list-style-type: none"> (a) The treatment plant shall be totally enclosed with negative pressure ventilation to avoid odorous emission from the treatment works. The tanks will be connected to deodorisation facilities designed for a minimum removal of 90% directly to eliminate odour problem. 2. <u>Total Containment of Sewage Channels</u> <ol style="list-style-type: none"> (a) air-tight cover shall be installed to sewage channels, sewage tanks, and equipment with potential odour emission and the trapped gases shall be collected by air handling equipment for containing and directing odorous gases to deodorisation facilities. 	To minimize potential odour impact from the proposed sewage treatment work at BCP	DSD	Sewage Treatment Plant (STP) at BCP	Operation Phase	<p>Fully implemented</p> <p>Fully implemented</p> <p>Fully implemented</p>	<p>STP was implemented at BCP and it was handover to DSD on 29 July 2019 for operation.</p> <p>The STP was enclosed with negative pressure ventilation and the tanks are connected to deodorisation facilities.</p> <p>The underground sewage tank, sewage channel and potential odour emission with air tight cover and were connected to deodorisation facilities.</p> <p>-</p>

EP/ EIA Ref.	Recommended Mitigation Measures	Objectives of the Recommended Measures & Main Concern to Address	Who to implement the measures?	Location of the measures	When to implement the measures?	Implementation Status	Remarks
	(b) Gravity sewer, equalization and sludge holding tanks shall be designed with suitable sewer distance and retention time to prevent sewage septicity. 3. Proper mixing will be provided at the equalization and sludge holding tanks to prevent sewage septicity. 4. <u>Deodorisation</u> (a) Deodorisation facilities at the sewage treatment plant shall be designed with a minimum odour removal efficiency of 90%.					Fully implemented Fully implemented	- The deodorisation facilities was monitored by control room to ensure odour removal efficiency of 90%.
EP C3.12	The air intake point of Boundary Control Point Building shall be located at least 150m from the sewage treatment plant.	To minimize potential odour impact from operation of the proposed sewage treatment work at BCP	DSD	STP at BCP	During detailed design/ before operation Phase	Fully implemented	
Noise Impact (Operation)							
Road Traffic Noise							
EP C3.5 / EIA Table 4.42 and Figure	Erection of noise barrier/ enclosure along the viaduct section. - To mitigate the traffic noise impact arising from the operation of the	To minimize the road traffic noise along the connecting road of BCP	Contractor	Loi Tung and Fanling Highway Interchange	Before Operation	Fully implemented	Noise barriers were installed in accordance with the Noise Mitigation Plan.

EP/ EIA Ref.	Recommended Mitigation Measures	Objectives of the Recommended Measures & Main Concern to Address	Who to implement the measures?	Location of the measures	When to implement the measures?	Implementation Status	Remarks
4.20.1 to 4.20.4	Project, the noise mitigation measures shall be implemented in accordance with Fig 4, 5, 6 and 7 attached to the EP, or otherwise approved by the Director subject to the submission of a Noise Mitigation Plan by the Permit Holder to cater for the final layout and design of the Project.						
Fixed Plant Noise							
EIA Table 4.46	Specification of the maximum allowable sound power levels of the proposed fixed plants during daytime and night-time.	To minimize the fixed plant noise impact	Managing Authority of the buildings / Contractor	BCP, Administration Building and all ventilation buildings	Before Operation	Fully implemented	-
EIA Section 4.6.2	Commissioning test should be conducted for all major fixed noise sources to ensure compliance of the operational for all major fixed noise sources before operation.	To minimize the fixed plant noise impact	Managing Authority of the buildings / Contractor	BCP, Administration Building and all ventilation buildings	Before Operation	Fully implemented	-
EIA Section 4.5.2.4	The following noise reduction measures shall be considered as far as practicable during operation: <ul style="list-style-type: none"> Choose quieter plant such as those which have been effectively silenced; Include noise levels specification when ordering new plant (including chillier and E/M 	To minimize the fixed plant noise impact	Managing Authority of the buildings / Contractor	BCP, Administration Building and all ventilation buildings	Before Operation	Fully implemented	-

EP/ EIA Ref.	Recommended Mitigation Measures	Objectives of the Recommended Measures & Main Concern to Address	Who to implement the measures?	Location of the measures	When to implement the measures?	Implementation Status	Remarks
	equipment); <ul style="list-style-type: none"> • Locate fixed plant/louver away from any NSRs as far as practicable; • Locate fixed plant in walled plant rooms or in specially designed enclosures; • Locate noisy machines in a basement or a completely separate building; • Install direct noise mitigation measures including silencers, acoustic louvers and acoustic enclosure where necessary; and • Develop and implement a regularly scheduled plant maintenance programme so that equipment is properly operated and serviced in order to maintain a controlled level of noise. 						
<u>Sewage and Sewerage Treatment Impact (Operation)</u>							
EIA Section 5.6.2.1	The implementation of proper channel/pipeline/cross road pipes to maintain the overland flow path, and that drainage channel would be provided to convey the storm drain and	To minimize water quality impacts	DSD	For connecting road	Operation phase	Fully implemented	The permanent drainage works have been implemented in accordance with the recommendations in the

EP/ EIA Ref.	Recommended Mitigation Measures	Objectives of the Recommended Measures & Main Concern to Address	Who to implement the measures?	Location of the measures	When to implement the measures?	Implementation Status	Remarks
	discharge at downstream of River Indus.						Drainage Impact Assessment (DIA) for the project
EIA Section 6.6.3	Sewage generated by the BCP and Chuk Yuen Village Resite will be collected and treated by the proposed on-site sewage treatment facility using Membrane Bioreactor treatment with a portion of the treated wastewater reused for irrigation and flushing within the BCP.	To minimize water quality impacts	DSD	BCP	Operation phase	Fully implemented	-
EIA Section 6.5.3	Sewage generated from the Administration Building will be discharged to the existing local sewerage system.	To minimize water quality impacts	DSD	Administration Building	Operation phase	Fully implemented	-
<u>Waste Management (Operation)</u>							
7.6.2.1	General refuse General refuse should be collected on daily basis and delivered to the refuse collection point accordingly. A reputable waste collector should be employed to remove general refuse regularly to avoid odour nuisance or pest and vermin problem. Recycling containers are recommended to be provided to encourage recycling of aluminium cans and waste paper.	To minimize impacts resulting from collection and transportation of general refuse for off-site disposal	Managing Authority of the BCP	BCP and its Associated facilities	Operation phase	Fully implemented	

EP/ EIA Ref.	Recommended Mitigation Measures	Objectives of the Recommended Measures & Main Concern to Address	Who to implement the measures?	Location of the measures	When to implement the measures?	Implementation Status	Remarks
7.6.2.2	<p>Chemical waste</p> <ul style="list-style-type: none"> Register with the EPD as a chemical waste producer should be made and guidelines stated in the Code of Practice on the Packaging, Labelling and Storage of Chemical Wastes should be followed. Good quality containers compatible with the chemical wastes should be used, and incompatible chemicals should be stored separately. Appropriate labels should be securely attached on each chemical waste container indicating the corresponding chemical characteristics of the chemical waste, such as explosive, flammable, oxidizing, irritant, toxic, harmful, corrosive, etc. Licensed collector should be deployed to transport and dispose of the chemical wastes, to the licensed Chemical Waste Treatment Centre, or licensed facilities, in accordance with the Waste Disposal (Chemical Waste) (General) Regulation. 	To minimize impacts resulting from collection and transportation of general refuse for off-site disposal	Managing Authority of the BCP	BCP and its Associated facilities	Operation phase	Fully implemented	
Ecological Impact							
EIA	Mitigation to Noise Disturbance to	To minimize the	Contractors	BCP,	Before Operation	Fully	-

EP/ EIA Ref.	Recommended Mitigation Measures	Objectives of the Recommended Measures & Main Concern to Address	Who to implement the measures?	Location of the measures	When to implement the measures?	Implementation Status	Remarks
Section 9.8	<p>Wildlife The following noise reduction measures shall be considered as far as practicable during operation:</p> <ul style="list-style-type: none"> • Choose quieter plant such as those which have been effectively silenced; • Include noise levels specification when ordering new plant (including chillier and E/M equipment); • Locate fixed plant in walled plant rooms or in specially designed enclosures; • Locate noisy machines in a basement or a completely separate building; • Install direct noise mitigation measures including silencers, acoustic louvers and acoustic enclosure where necessary; and • Develop and implement a regularly scheduled plant maintenance; • programme so that equipment is properly operated and serviced in order to maintain a controlled level of noise. 	impact to wildlife		Administration Building and all ventilation buildings		implemented	
EIA Section	Mitigation to Anthropogenic Disturbance	To screen the Proposed structures	Contractors	In proximity to administration	Operation phase	Fully implemented	Refer to OM4 below

EP/ EIA Ref.	Recommended Mitigation Measures	Objectives of the Recommended Measures & Main Concern to Address	Who to implement the measures?	Location of the measures	When to implement the measures?	Implementation Status	Remarks
9.8	<ul style="list-style-type: none"> Buffer planting shall be provided for screening the proposed structures and associated facilities. 	and associated facilities.		Building and all ventilation buildings and associated facilities.			
EIA Section 9.8	Mitigation to Habitat Fragmentation <ul style="list-style-type: none"> Landscape fragmentation should be kept to a minimum and key wildlife routes preserved as far as possible (i.e. OM1 of EM&A Manual Chapter 10). Provision of landscape plantings (i.e. OM3-7 of EM&A Manual Chapter 10) 	To minimize the obstruction on wildlife movement	Contractors	All viaduct sections	Operation phase	Fully implemented	Refer to OM1 below. Refer to OM3 to 7 below.
EP C3.7	To reduce collisions from birds, the design of noise barriers shall avoid/minimize the use of transparent / reflective materials or adopt bird-friendly design on such surfaces.	To avoid bird mortality due to collision with noise barrier	Contractors	Locations with erection of noise barrier	During detailed design and construction phases	Fully implemented	Steel works of noise barrier was painted in different tone of mat finished green and avoid use of transparent / reflective materials.
EP C4.1	The ecological mitigation measures stated in the Woodland Compensation Plan and Habitat Creation and Management Plan are properly implemented, maintained and monitored during the entire period of the life of the Project.	To mitigate the loss woodland and Wetland	Contractors	woodland compensation area and wetland compensation area	Operation phase	Fully implemented	Refer Table 1-2
Landscape, Visual and Glare Impact							
EP C3.8 &	(OM1) Detailed Design Considerations	To reduce architectural footprint	Detailed designer/	BCP, Administration	During Detailed Design &	Fully implemented	The detail landscape design of the project is

EP/ EIA Ref.	Recommended Mitigation Measures	Objectives of the Recommended Measures & Main Concern to Address	Who to implement the measures?	Location of the measures	When to implement the measures?	Implementation Status	Remarks
EIA 11.6.3 & Table 11.16 (OM1)	Detailed design of development components should aim to reduce landscape footprint and visibility of structures. The area allowed for any development components should be reduced to a practical minimum.	on the land and minimize visibility of structures.	Consultants	Building and all ventilation buildings	Construction/ Operation Phase		divided into 3 packages as described in the Landscape Plan.
EP C3.8 & EIA 11.6.3 & Table 11.16 (OM2)	(OM2) Aesthetically Pleasing Design The form, textures, finishes and colours of the proposed development components should be compatible with the existing surroundings. Light earthy tone colours such as shades of green, shades of grey, shades of brown and off-white may be utilised where technically feasible to reduce the visibility of the development components, including all roadwork, buildings and noise barriers etc. To further improve visual amenity, natural building materials such as stone and timber, should be preferably adopted for architectural features, where technically feasible.	To reduce visibility of structures and increase their compatibility with the surrounding	Detailed designer/ Consultants	Noise Barriers	During Detailed Design & Construction/ Operation Phase	Fully implemented	The steel works of noise barrier are painted in different tone of mat finished green to blend in with the surrounding.
EP C3.8 & EIA 11.6.3 & Table 11.16 (OM3)	(OM3) Compensatory Planting All compensatory planting of trees is to be carried out in accordance with ETWB TCW No. 03/2006.	To compensate for loss of trees and some shrubs due to the Project.	Contractors	Woodland compensation area, in proximity to administration Building and all ventilation	During Construction/ Operation Phase	Fully implemented	The programme of woodland compensation has been commenced in early 2016 according to the Woodland Compensation Plan.

EP/ EIA Ref.	Recommended Mitigation Measures	Objectives of the Recommended Measures & Main Concern to Address	Who to implement the measures?	Location of the measures	When to implement the measures?	Implementation Status	Remarks
				buildings and associated facilities and Viaduct Structure			Other compensatory planting shall refer to OM4 and OM10.
EP C3.8 & EIA 11.6.3 & Table 11.16 (OM4)	(OM4) Buffer Tree Planting Tree planting shall be provided to screen the proposed structures and associated facilities. In addition, the compensatory shrub and ground cover planting detailed in OM4 will provide screening and improve compatibility with the surrounding environment.	To screen the proposed structures and associated facilities including roads.	Contractors	In proximity to administration Building and all ventilation buildings and associated facilities.	During Construction/ Operation Phase	Fully implemented	New planting has been provided for Buffet Tree Planting.
EP C3.8 & EIA 11.6.3 & Table 11.16 (OM5)	(OM5) Aesthetic Improvement Planting - Viaduct Structure Planters will be provided for trailer planting to soften the hard, straight edges of the viaduct. Where space allows for planters, climbers are proposed to cover vertical, hard surfaces of the piers.	To soften the hard edges on the viaduct and maximize greening opportunity.	Contractors	Viaduct Structure.	During Construction/ Operation Phase	Fully implemented	Shrub plantings are provided on the viaduct planters.
EP C3.8 & EIA 11.6.3 & Table 11.16 (OM6)	(OM6) Aesthetic Improvement Planting – under Viaduct Shade tolerant plant will be planted, where light is insufficient, to improve value of areas under viaducts.	To soften the hard edges on the viaduct and maximize greening opportunity.	Contractors	Viaduct Structure.	During Construction/ Operation Phase	Fully implemented	Amenity palm and shrub are planted under the viaduct structures connecting the existing Fanling Highway.
EP C3.8 &	(OM7) Landscaped Slope Where existing hillside slopes are	To prevent soil erosion and reduce	Contractors	Newly formed slope	During Construction/ Operation Phase	Fully implemented	Varies format of landscape treatment are

EP/ EIA Ref.	Recommended Mitigation Measures	Objectives of the Recommended Measures & Main Concern to Address	Who to implement the measures?	Location of the measures	When to implement the measures?	Implementation Status	Remarks
EIA 11.6.3 & Table 11.16 (OM7)	anticipated to be modified (eg cut slope at the portals of the tunnel sections and embankments along the alignment) the final slope surface will be landscaped by hydroseeding, tree or shrub planting where slope gradient allows.	visible impact of man-made slopes.					applied on all newly formed slope features, to suit the site conditions including slope gradient and soil depth.
EP C3.8 & EIA 11.6.3 & Table 11.16 (OM8)	(OM8) Green Roof Green roofing should be established on proposed buildings to reduce exposure to untreated concrete surfaces and mitigate visual impact to VSRs at high levels.	To reduce exposure to untreated concrete surfaces, reduce visual impact to VSRs at high levels and maximize greening opportunity.	Contractors	BCP, Administration Building and all ventilation buildings	During Construction/ Operation Phase	Fully implemented	Suitable shrubs and ground covers are planted in building roofs of new buildings.
EP C3.8 & EIA 11.6.3 & Table 11.16 (OM9)	(OM9) Vertical Greening Vertical planting should be established to soften the hard, vertical surfaces of the proposed development components. These components will include walls of administration and ventilation buildings, retaining walls and road abutments.	To reduce visible impact of proposed new structures and facilities and maximize greening opportunity.	Contractors	BCP, Administration Building and all ventilation buildings	During Construction/ Operation Phase	Fully implemented	Planters are provided by the building edges in building roofs of new development structures.
EP C3.8 & EIA 11.6.3 & Table 11.16 (OM10)	(OM10) Roadside Amenity Planting Roadside amenity planting should be provided, to enhance the landscape and visual quality of the existing and proposed transport routes and car parks.	To soften edges of the proposed engineer structures and associated facilities and enhance the landscape and visual quality of the existing and proposed road.	Contractors	Roadside of the project	During Construction/ Operation Phase	Fully implemented	New plantings are provided for Roadside Amenity Planting
EP C3.8	(OM11) Reinstatement	Particularly aimed at	Contractors	Existing	During Construction/	Fully	Reinstatement works

EP/ EIA Ref.	Recommended Mitigation Measures	Objectives of the Recommended Measures & Main Concern to Address	Who to implement the measures?	Location of the measures	When to implement the measures?	Implementation Status	Remarks
& EIA 11.6.3 & Table 11.16 (OM11)	Certain areas unavoidably disturbed by the Project will be re-provisioned.	temporarily disturbed areas, to reduce long term impact on landscape.		engineering channel Ma Wat River.	Operation Phase	implemented	are provided to the disturbed existing engineering channel Ma Wat River.
EP C3.8, EP C3.9 & EIA 11.6.3 & Table 11.16 (OM12)	(OM12) Light Control Street and night time lighting glare will be controlled to minimize glare impact to adjacent VSRs during the operation stage.	To minimize glare impact to adjacent VSRs.	Contractors	Lit areas around BCP, Administration Building and all ventilation buildings and along roads.	During Operation Phase	Fully implemented	Light controls are provided at new buildings.
EP C3.8 & EIA 11.6.3 & Table 11.16 (OM13)	(OM13) Re-provisioned LCSD Garden The Open Space of Wo Keng Shan public garden falls within the Project Site and will be re-provisioned to re-provide the amenities of the garden on a one to one basis.	To compensate for loss of Open Space due to the Project.	Contractors	Near existing Wo Keng Shan public garden	During Construction/ Operation Phase	Fully implemented	1256.4m ² of site area at the north of Sha Tau Kok Interchange will be converted to a re-provision LCSD Wo Keng Shan Garden is implemented.

Appendix J

Complaint Log

Environmental Complaint Log for CE 45/2008

Log ref.	Date of complaint	Complaint route	Reference no.	Complaint nature	Investigation finding	Status
1*						
2*						
3	22 January 2014	CEDD	CE 45/2008 - 03	Construction Dust	Non-project related	Interim IR was submitted to EPD on 13 February 2014 and included in EM&A Report – Jan 2014
4	16 May 2014	Public	CE 45/2008 - 04	Muddy water discharge	Non-project related	Interim IR was submitted to EPD on 11 June 2014 and included in EM&A Report – May 2014
4a	16 May 2014	EPD	CE 45/2008 - 04a	Muddy water discharge	Project related	Interim IR was submitted to EPD on 11 June 2014 and included in EM&A Report – May 2014
5	27 June 2014	Public	CE 45/2008 - 05	General / Water	Non-project related	Interim IR was submitted to EPD on 14 July 2014 and included in EM&A Report – June 2014
6	27 June 2014	DSD	CE 45/2008 - 06	Muddy water discharge	Project related	Interim IR was submitted to EPD on 25 July 2014 and included in EM&A Report – June 2014
7	17 July 2014	Public	CE 45/2008 - 07	Dust	Project related	Interim IR was submitted to EPD on 14 August 2014 and included in EM&A Report – August 2014
8	3 November 2014	Public	CE 45/2008 - 08	Dust	Project related	Interim IR was submitted to EPD on 26 November 2014 and included in EM&A Report – November 2014
9	21 November 2014	EPD	CE 45/2008 - 09	Water Quality	Non-project related	Interim IR was submitted to EPD on 9 December 2014 and included in EM&A Report – November 2014
10	11 November 2014	RE	CE 45/2008 - 10	Noise and Dust	Non-project related	Interim IR was submitted to EPD on 10 December 2014 and included in EM&A Report – November 2014

11	16 December 2014	RE	CE 45/2008 - 11	Noise	Project related	Interim IR was submitted to EPD on 23 December 2014 and included in EM&A Report – December 2014
12	16 December 2014	EPD	CE 45/2008 - 12	Dust	Non-project related	Interim IR was submitted to EPD on 24 December 2014 and included in EM&A Report – December 2014
13	23 December 2014	EPD	CE 45/2008 - 13	Soil/ muddy water	Non-project related	Interim IR was submitted to EPD on 8 January 2015 and included in EM&A Report – December 2014
14	22 December 2014	EPD	CE 45/2008 - 14	Dust	Non-project related	Interim IR was submitted to EPD on 8 January 2015 and included in EM&A Report – December 2014
15	12 January 2015	1823	CE 45/2008 - 15	Dust	Non-project related	Interim IR was submitted to EPD on 23 January 2015 and included in EM&A Report – January 2015
16	27 January 2015	1823	CE 45/2008 - 16	Dust	Non-project related	Interim IR was submitted to EPD on 4 February 2015 and included in EM&A Report – January 2015
17	28 January 2015	EPD	CE 45/2008 - 17	Soil/ muddy water	Non-project related	Interim IR was submitted to EPD on 6 February 2015 and included in EM&A Report – January 2015
18	22 May 2015	EPD	CE 45/2008 - 18	Soil/ muddy water	Non-project related	Interim IR was submitted to EPD on 18 June 2015 and included in EM&A Report – June 2015
19	9 July 2015	DSD	CE 45/2008 - 19	Soil/ muddy water	Non-project related	Interim IR was submitted to EPD on 29 July 2015 and included in EM&A Report – July 2015
20	9 November 2015	CEDD / EPD / 1823	CE 45/2008 - 20	Soil/ muddy water	Project related	Interim IR was submitted to EPD on 16 November 2015 and included in EM&A Report – November 2015

21	1 December 2015	EPD	CE 45/2008 - 21	Dust	Project related	Interim IR was submitted to EPD on 8 January 2016 and included in EM&A Report – December 2015
22	16 December 2015	EPD	CE 45/2008 - 22	Muddy Water Discharge	Non-project related	Interim IR was submitted to EPD on 22 January 2016 and included in EM&A Report – January 2016
23	4 January 2016	RE	CE 45/2008 - 23	Muddy Water	Project related	Interim IR was submitted to EPD on 12 January 2016 and included in EM&A Report – January 2016
24	14 January 2016	EPD	CE 45/2008 - 24	Soil/ muddy water	Project related	Interim IR was submitted to EPD on 16 February 2016 and included in EM&A Report – January 2016
25	20 January 2016	EPD	CE 45/2008 - 25	Soil/ muddy Water	Project related	Interim IR was submitted to EPD on 4 February 2016 and included in EM&A Report – January 2016
26	18 February 2016	1823	CE 45/2008 - 26	Noise	Non-project related	Interim IR was submitted to EPD on 25 February 2016 and included in EM&A Report – February 2016
27	23 February 2016	CEDD	CE 45/2008 - 27	Soil/ Debris	Non-project related	Interim IR was submitted to EPD on 29 February 2016 and included in EM&A Report – February 2016
28	22 February 2016	EPD	CE 45/2008 - 28	Turbid Water	Project related	Interim IR was submitted to EPD on 10 March 2016 and included in EM&A Report – February 2016
29	8 March 2016	1823	CE 45/2008 - 29	Dust	Non-project related	Interim IR was submitted to EPD on 12 April 2016 and included in EM&A Report – March 2016
30	8 April 2016	CEDD	CE 45/2008 - 30	Wastewater	Non-project related	Interim IR was submitted to EPD on 18 May 2016 and included in EM&A Report – May 2016
31	19 April 2016	HYD / CEDD	CE 45/2008 - 31	Wastewater	Not Valid	Interim IR was submitted to EPD on 31 May 2016 and included in EM&A Report – May 2016

32	21 April 2016	1823 / EPD / CEDD	CE 45/2008 - 32	Dust and muddy water	Non-project related	Interim IR was submitted to EPD on 17 June 2016 and included in EM&A Report – June 2016
33	18 April 2016	CEDD	CE 45/2008 - 33	Wastewater	Non-project related	Interim IR was submitted to EPD on 16 May 2016 and included in EM&A Report – May 2016
34	28 April 2016	CEDD	CE 45/2008 - 34	Muddy Water	Not evidenced	Interim IR was submitted to EPD on 21 May 2016 and included in EM&A Report – June 2016
35	3 May 2016	EPD	CE 45/2008 - 35	Wastewater	Project related	Interim IR was submitted to EPD on 8 June 2016 and included in EM&A Report – May 2016
36	28 May 2016	1823	CE 45/2008 - 36	Dust	Non-project related	Interim IR was submitted to EPD on 13 June 2016 and included in EM&A Report – May 2016
37	28 May 2016	1823	CE 45/2008 - 37	Dust	Non-project related	Interim IR was submitted to EPD on 17 June 2016 and included in EM&A Report – June 2016
38	unknown	CEDD	CE 45/2008 - 38	Noise	Non-project related	Interim IR was submitted to EPD on 5 July 2016 and included in EM&A Report – June 2016
39	31 May 2016	1823	CE 45/2008 - 39	Water	Not evidenced	Interim IR was submitted to EPD on 13 June 2016 and included in EM&A Report – May 2016
40	10 June 2016	1823	CE 45/2008 - 40	Dust	Non-project related	Interim IR was submitted to EPD on 20 June 2016 and included in EM&A Report – June 2016
41	20 June 2016	1823	CE 45/2008 - 41	Noise	Non-project related	Interim IR was submitted to EPD on 28 June 2016 and included in EM&A Report – June 2016
42	20 June 2016	ICC	CE 45/2008 - 42	Muddy water	Non-project related	Interim IR was submitted to EPD on 13 July 2016 and included in EM&A Report – June 2016

43	10 July 2016	1823	CE 45/2008 - 43	Dust and Muddy water	Non-project related	Interim IR was submitted to EPD on 21 July 2016 and included in EM&A Report – July 2016
44	13 July 2016	EPD	CE 45/2008 - 44	Muddy water	Non-project related	Interim IR was submitted to EPD on 25 July 2016 and included in EM&A Report – July 2016
45	4 July 2016	ICC	CE 45/2008 - 45	Muddy water	Non-project related	Interim IR was submitted to EPD on 21 July 2016 and included in EM&A Report – July 2016
46	22 July 2016	EPD	CE 45/2008 - 46	Muddy water	Non-project related	Interim IR was submitted to EPD on 16 August 2016 and included in EM&A Report – August 2016
47	24 August 2016	DSD	CE 45/2008 - 47	Water Quality	Non-project related	Interim IR was submitted to EPD on 5 September 2016 and included in EM&A Report – August 2016
48	9 September 2016	1823	CE 45/2008 - 48	wastewater	Project related	Interim IR was submitted to EPD on 23 September 2016 and included in EM&A Report – September 2016
49	20 September 2016	EPD	CE 45/2008 - 49	Muddy water	Non-project related	Interim IR was submitted to EPD on 3 October 2016 and included in EM&A Report – September 2016
50	20 October 2016	EPD	CE 45/2008 - 50	Dust	Project related	Interim IR was submitted to EPD on 7 November 2016 and included in EM&A Report – October 2016
51	28 October 2016	1823	CE 45/2008 - 51	Muddy water	Non-project related	Interim IR was submitted to EPD on 8 November 2016 and included in EM&A Report – October 2016
52	4 November 2016	1823	CE 45/2008 - 52	Muddy water	Non-project related	Interim IR was submitted to EPD on 18 November 2016 and included in EM&A Report – November 2016

53	31 October 2016 and 2 November 2016	1823	CE 45/2008 - 53	Noise	Non-project related	Interim IR was submitted to EPD on 7 December 2016 and included in EM&A Report – November 2016
54	16 November 2016	1823	CE 45/2008 - 54	Noise	Not evidenced	Interim IR was submitted to EPD on 5 December 2016 and included in EM&A Report – November 2016
55	19 December 2016	project hotline	CE 45/2008 - 55	Noise	Project related	Interim IR was submitted to EPD on 5 January 2017 and included in EM&A Report – December 2016
56	3 January 2017	DSD	CE 45/2008 - 56	Water quality	Project related	Interim IR was submitted to EPD on 8 February 2017 and included in EM&A Report – January 2017
57	16 January 2017	1823	CE 45/2008 - 57	Muddy water	Non-project related	Interim IR was submitted to EPD on 23 January 2017 and included in EM&A Report – January 2017
58	25 January 2017	EPD	CE 45/2008 - 58	Water quality	Project related	Interim IR was submitted to EPD on 2 March 2017 and included in EM&A Report – February 2017
59	January 2017	EPD	CE 45/2008 - 59	Noise	Invalid	Interim IR was submitted to EPD on 14 March 2017 and included in EM&A Report – March 2017
60	6 and 7 March 2017	RE	CE 45/2008 - 60	Noise	Invalid	Interim IR was submitted to EPD on 27 April 2017 and included in EM&A Report – April 2017
61	24 March 2017	1823	CE 45/2008 - 61	Noise	Non-project related	Interim IR was submitted to EPD on 6 April 2017 and included in EM&A Report – March 2017
62	1 April 2017	Contract 2's hotline	CE 45/2008 - 62	Noise	Invalid	Interim IR was submitted to EPD on 8 May 2017 and included in EM&A Report – April 2017

63	10 April 2017	1823	CE 45/2008 - 63	Muddy water	Non-project related	Interim IR was submitted to EPD on 2 May 2017 and included in EM&A Report – April 2017
64	4 August 2017	EPD	CE 45/2008 - 64	Water quality	Project related	Interim IR was submitted to EPD on 11 August 2017 and included in EM&A Report – July 2017
65	30 August 2017	Contract 6's Project Hotline	CE 45/2008 - 65	Muddy water and Dust	Project related	Interim IR was submitted to EPD on 2 November 2017 and included in EM&A Report – October 2017
66	8 September 2017	Contract 6's Project Hotline	CE 45/2008 - 66	Muddy water and Dust	Project related	Interim IR was submitted to EPD on 9 November 2017 and included in EM&A Report – October 2017
67	by 1823 on 23 September 2017 and referred to AECOM on 25 October 2017	1823	CE 45/2008 - 67	Muddy water and Dust	Invalid	Interim IR was submitted to EPD on 13 November 2017 and included in EM&A Report – October 2017
68	7 and 21 November 2017	1823	CE 45/2008 - 68	Dust	Non-project related	Interim IR was submitted to EPD on 24 November 2017 and included in EM&A Report – November 2017
69	27 September 2017	Police Hotline	CE 45/2008 – 69a	Noise	invalid	Interim IR was submitted to EPD on 30 November 2017 and included in EM&A Report – November 2017
70	27 December 2017	1823	CE 45/2008 – 69b	Dust	Project related	Interim IR was submitted to EPD on 4 January 2018 and included in EM&A Report – December 2017
71	28 December 2017	CEDD	CE 45/2008 – 70	Noise	Project related	Interim IR was submitted to EPD on 27 February 2018 and included in EM&A Report – February 2018
72	24 January 2018	EPD	CE 45/2008 – 71	Waste Management	Project related	Interim IR was submitted to EPD on 6 March 2018 and included in EM&A Report – February 2018

73	4 March 2018	1823	CE 45/2008 – 72	Muddy water and Dust	Project related	Interim IR was submitted to EPD on 15 March 2018 and included in EM&A Report – March 2018
74	4 March 2018	1823	CE 45/2008 – 73	Muddy water and Dust	Non-project related	Interim IR was submitted to EPD on 15 March 2018 and included in EM&A Report – March 2018
75	28 February 2018	Project Hotline	CE 45/2008 – 74	Muddy water	Non-project related	Interim IR was submitted to EPD on 19 March 2018 and included in EM&A Report – March 2017
76	13 April 2018	EPD	CE 45/2008 – 75	Water quality	Project related	Interim IR was submitted to EPD on 28 May 2018 and included in EM&A Report – May 2018
77	15 August 2018	1823	CE 45/2008 – 76	Muddy water	Project related	Interim IR was submitted to EPD on 12 September 2018 and included in EM&A Report – August 2018
78	5 October 2018	Project hotline	CE 45/2008 – 77	Dust	Non-project related	Interim IR was submitted to EPD on 22 October 2018 and included in EM&A Report – October 2018
79	5 October 2018	1823	CE 45/2008 – 78	Wastewater and Noise	Partly Project related	Interim IR was submitted to EPD on 4 November 2018 and included in EM&A Report – October 2018
80	25 October 2018	1823	CE 45/2008 – 79	Dust	Non-project related	Interim IR was submitted to EPD on 5 November 2018 and included in EM&A Report – October 2018
81	19 November 2018	EPD	CE 45/2008 – 80	Dust	Project related	Interim IR was submitted to EPD on 27 December 2018 and included in EM&A Report – December 2018
82	13 December 2018	1823	CE 45/2008 - 81	Dust	Project related	Interim IR was submitted to EPD on 9 January 2019 and included in EM&A Report – December 2018

83	19 August 2018	1823	CE 45/2008 – 82	Dust	Non-project related	Interim IR was submitted to EPD on 8 February 2019 and included in EM&A Report – January 2019
84	29 November 2018	1823	CE 45/2008 – 83	Dust and wastewater	Non-project related	Interim IR was submitted to EPD on 25 February 2019 and included in EM&A Report – February 2019
85	30 January 2019	EPD	CE 45/2008 – 84	Dust	Non-project related	Interim IR was submitted to EPD on 21 February 2019 and included in EM&A Report – February 2019
86	28 January 2019	EPD	CE 45/2008 – 85	Noise	Non-project related	Interim IR was submitted to EPD on 8 March 2019 and included in EM&A Report – February 2019
87	21 February 2019	1823	CE 45/2008 – 86	Dust and wastewater	Project related	Interim IR was submitted to EPD on 8 March 2019 and included in EM&A Report – February 2019
88	12 March 2019	1823	CE 45/2008 – 87	Wastewater	Project related	Interim IR was submitted to EPD on 9 April 2019 and included in EM&A Report – March 2019
89	13 March 2019	1823	CE 45/2008 – 88	Noise	Non-project related	Interim IR was submitted to EPD on 4 June 2019 and included in EM&A Report – May 2019
90	Early March 2020	EPD	CE 45/2008 – 89	Noise and dust	Non-project related	Interim IR was submitted to EPD on 8 April 2020 and included in EM&A Report – March 2020
91	16 February 2023	EPD	CE 45/2008 – 90	Soil/ Muddy Water	Non-project related	Interim IR was submitted to EPD on 2 March 2023 and included in EM&A Report – February 2023

(*) Not for reporting used.

Environmental Complaint Log for SS C505

Log ref.	Date of complaint	Complaint route	Reference no.	Complaint nature	Investigation finding	Status
1	20 June 2016	1823	SS C505 – 01a	Noise	Project related	Interim IR was submitted to EPD on 14 July 2016 and included in EM&A Report – July 2016

2	30 August 2017	CEDD Project Hotline	SS C505 – 01b	Muddy water and Dust	Project related	Interim IR was submitted to EPD on 6 November 2017 and included in EM&A Report – October 2017
3	4 March 2018	1823	SS C505 – 02	Muddy water and Dust	Non-project related	Interim IR was submitted to EPD on 28 March 2018 and included in EM&A Report – March 2018
4	29 April 2018	ArchSD	SS C505 – 03	Muddy water	Non-project related	Interim IR was submitted to EPD on 5 June 2018 and included in EM&A Report – May 2018
5	29 November 2018	1823	SS C505 – 04	Dust and wastewater	Non-project related	Interim IR was submitted to EPD on 21 February 2019 and included in EM&A Report – February 2019
6	19 August 2018	1823	SS C505 – 05	Dust	Non-project related	Interim IR was submitted to EPD on 4 February 2019 and included in EM&A Report – January 2019
7	8 January 2020	EPD	SS C505 – 06	Water quality	Non-project related	Interim IR was submitted to EPD on 19 February 2019 and included in EM&A Report – February 2019