

Appendix F - 24-hour TSP Monitoring Results

Location AM1 - Tin Hau Temple

Start Date	Weather	Air	Atmospheric	Filter Weight (g)		Particulate	Elapse Time		Sampling	Flow Rate (m ³ /min.)		Av. flow	Total vol.	Conc.
	Condition	Temp. (K)	Pressure, Pa (mmHg)	Initial	Final	Weight (g)	Initial	Final	Time(hrs.)	Initial	Final	(m ³ /min)	(m ³)	(µg/m ³)
6-Jul-20	Sunny	303.1	757.2	3.4746	3.5452	0.0706	7038.6	7062.6	24.0	1.19	1.19	1.19	1719.2	41.1
11-Jul-20	Sunny	303.4	756.7	3.5215	3.5727	0.0512	7062.6	7086.6	24.0	1.19	1.19	1.19	1717.6	29.8
17-Jul-20	Sunny	303.4	757.3	3.4491	3.7212	0.2721	7086.6	7110.6	24.0	1.22	1.22	1.22	1749.9	155.5
23-Jul-20	Sunny	303.5	757.5	3.4440	3.4891	0.0451	7110.6	7134.6	24.0	1.22	1.21	1.22	1749.7	25.8
29-Jul-20	Sunny	303.4	756.2	3.4527	3.4960	0.0433	7134.6	7158.6	24.0	1.21	1.21	1.21	1748.7	24.8
													Min	24.8
													Max	155.5
													Average	55.4

Location AM2 - Sai Tso Wan Recreation Ground

Start Date	Weather	Air	Atmospheric	Filter Weight (g)		Particulate	Elapse Time		Sampling	Flow Rate (m ³ /min.)		Av. flow	Total vol.	Conc.
	Condition	Temp. (K)	Pressure, Pa (mmHg)	Initial	Final	Weight (g)	Initial	Final	Time(hrs.)	Initial	Final	(m ³ /min)	(m ³)	(µg/m ³)
6-Jul-20	Sunny	303.1	757.2	3.4972	3.5328	0.0356	28144.8	28168.8	24.0	1.20	1.20	1.20	1722.0	20.7
11-Jul-20	Sunny	303.4	756.7	3.4853	3.5320	0.0467	28168.8	28192.8	24.0	1.19	1.19	1.19	1720.4	27.1
17-Jul-20	Sunny	303.4	757.3	3.4223	3.4724	0.0501	28192.8	28216.8	24.0	1.21	1.21	1.21	1749.1	28.6
23-Jul-20	Sunny	303.5	757.5	3.5066	3.5486	0.0420	28216.8	28240.8	24.0	1.22	1.21	1.21	1749.0	24.0
29-Jul-20	Sunny	303.4	756.2	3.4616	3.5109	0.0493	28240.8	28264.8	24.0	1.21	1.21	1.21	1747.9	28.2
													Min	20.7
													Max	28.6
													Average	25.7

Location AM3 - Yau Lai Estate, Bik Lai House

Start Date	Weather	Air	Atmospheric	Filter Weight (g)		Particulate	Elapse Time		Sampling	Flow Rate (m ³ /min.)		Av. flow	Total vol.	Conc.
	Condition	Temp. (K)	Pressure, Pa (mmHg)	Initial	Final	Weight (g)	Initial	Final	Time(hrs.)	Initial	Final	(m ³ /min)	(m ³)	(µg/m ³)
6-Jul-20	Sunny	303.1	757.2	3.4275	3.4687	0.0412	2092.3	2116.3	24.0	1.19	1.19	1.19	1717.7	24.0
11-Jul-20	Sunny	303.4	756.7	3.5094	3.5614	0.0520	2116.3	2140.3	24.0	1.19	1.19	1.19	1715.9	30.3
17-Jul-20	Sunny	303.4	757.3	3.5010	3.5450	0.0440	2140.3	2164.3	24.0	1.21	1.21	1.21	1748.6	25.2
23-Jul-20	Sunny	303.5	757.5	3.4586	3.5105	0.0519	2164.3	2188.3	24.0	1.22	1.21	1.21	1748.4	29.7
29-Jul-20	Sunny	303.4	756.2	3.4680	3.5430	0.0750	2188.3	2212.3	24.0	1.21	1.21	1.21	1747.3	42.9
													Min	24.0
													Max	42.9
													Average	30.4

Appendix F - 24-hour TSP Monitoring Results

Location AM4(A) - Cha Kwo Ling Public Cargo Working Area Administrative Office

Start Date	Weather	Air	Atmospheric	Filter Weight (g)		Particulate	Elapse Time		Sampling	Flow Rate (m ³ /min.)		Av. flow	Total vol.	Conc.
	Condition	Temp. (K)	Pressure, Pa (mmHg)	Initial	Final	Weight (g)	Initial	Final	Time(hrs.)	Initial	Final	(m ³ /min)	(m ³)	(µg/m ³)
6-Jul-20	Sunny	303.1	757.2	3.4223	3.4825	0.0602	13369.2	13393.2	24.0	1.20	1.20	1.20	1723.5	34.9
11-Jul-20	Sunny	303.4	756.7	3.4878	3.5352	0.0474	13393.2	13417.2	24.0	1.20	1.20	1.20	1721.9	27.5
17-Jul-20	Sunny	303.4	757.3	3.5017	3.5454	0.0437	13417.2	13441.2	24.0	1.22	1.21	1.21	1749.3	25.0
23-Jul-20	Sunny	303.5	757.5	3.4707	3.5385	0.0678	13441.2	13465.2	24.0	1.22	1.21	1.21	1749.2	38.8
29-Jul-20	Sunny	303.4	756.2	3.4398	3.5041	0.0643	13465.2	13489.2	24.0	1.21	1.21	1.21	1748.2	36.8
													Min	25.0
													Max	38.8
													Average	32.6

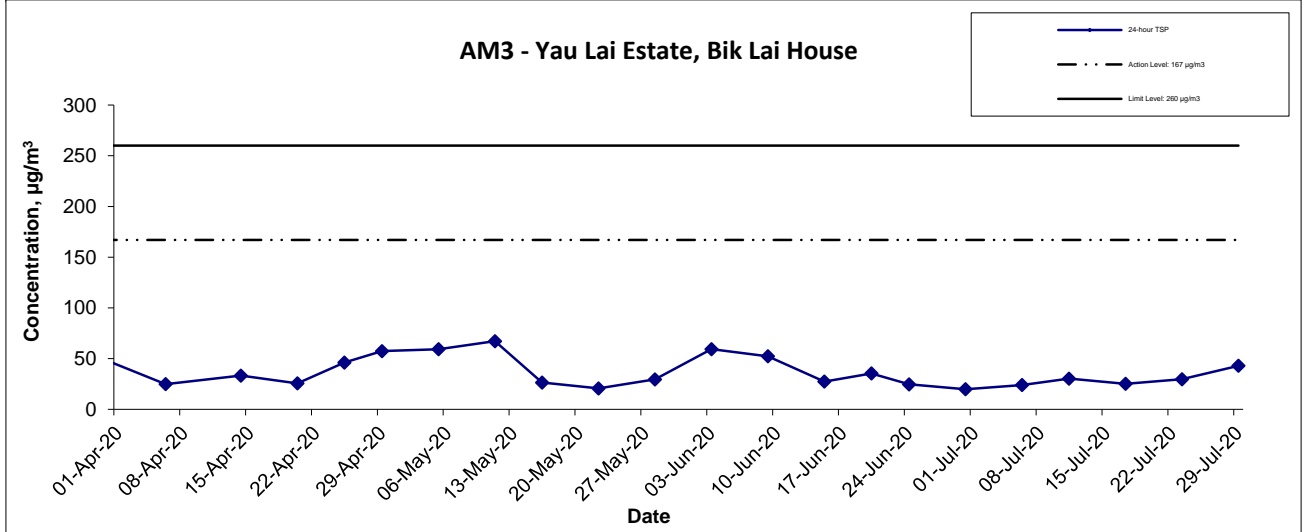
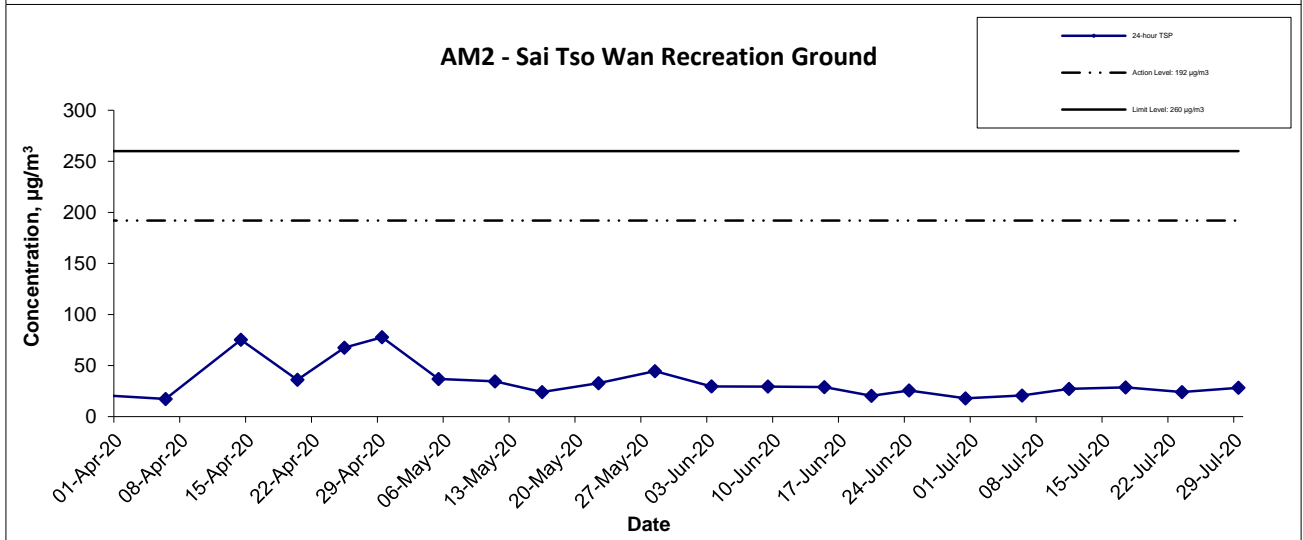
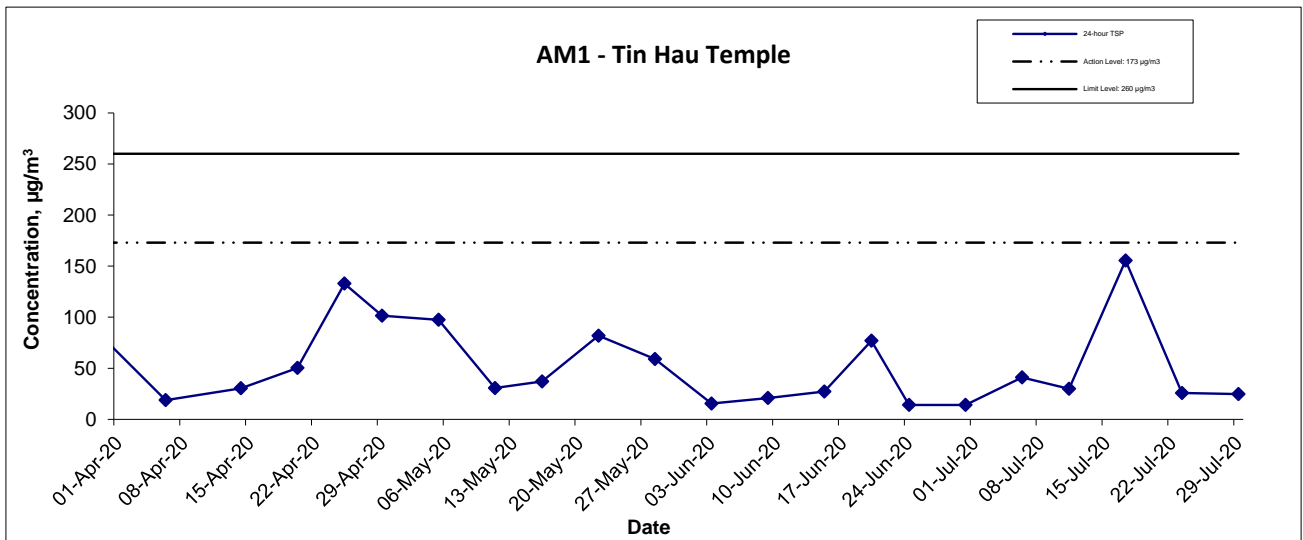
Location AM5(A) - Tseung Kwan O DSD Desilting Compound

Start Date	Weather	Air	Atmospheric	Filter Weight (g)		Particulate	Elapse Time		Sampling	Flow Rate (m ³ /min.)		Av. flow	Total vol.	Conc.
	Condition	Temp. (K)	Pressure, Pa (mmHg)	Initial	Final	Weight (g)	Initial	Final	Time(hrs.)	Initial	Final	(m ³ /min)	(m ³)	(µg/m ³)
6-Jul-20	Sunny	303.1	757.2	3.5078	3.5350	0.0272	29872.5	29896.5	24.0	1.19	1.20	1.20	1721.1	15.8
11-Jul-20	Sunny	303.4	756.7	3.4492	3.5159	0.0667	29896.5	29920.5	24.0	1.19	1.19	1.19	1719.5	38.8
17-Jul-20	Sunny	303.4	757.3	3.4856	3.5458	0.0602	29920.5	29944.5	24.0	1.21	1.21	1.21	1748.7	34.4
23-Jul-20	Sunny	303.5	757.5	3.4550	3.5049	0.0499	29944.5	29968.5	24.0	1.22	1.21	1.21	1748.6	28.5
29-Jul-20	Sunny	303.4	756.2	3.4705	3.5363	0.0658	29968.5	29992.5	24.0	1.21	1.21	1.21	1747.6	37.7
													Min	15.8
													Max	38.8
													Average	31.0

Location AM6(A) - Park Central, L1/F Open Space Area

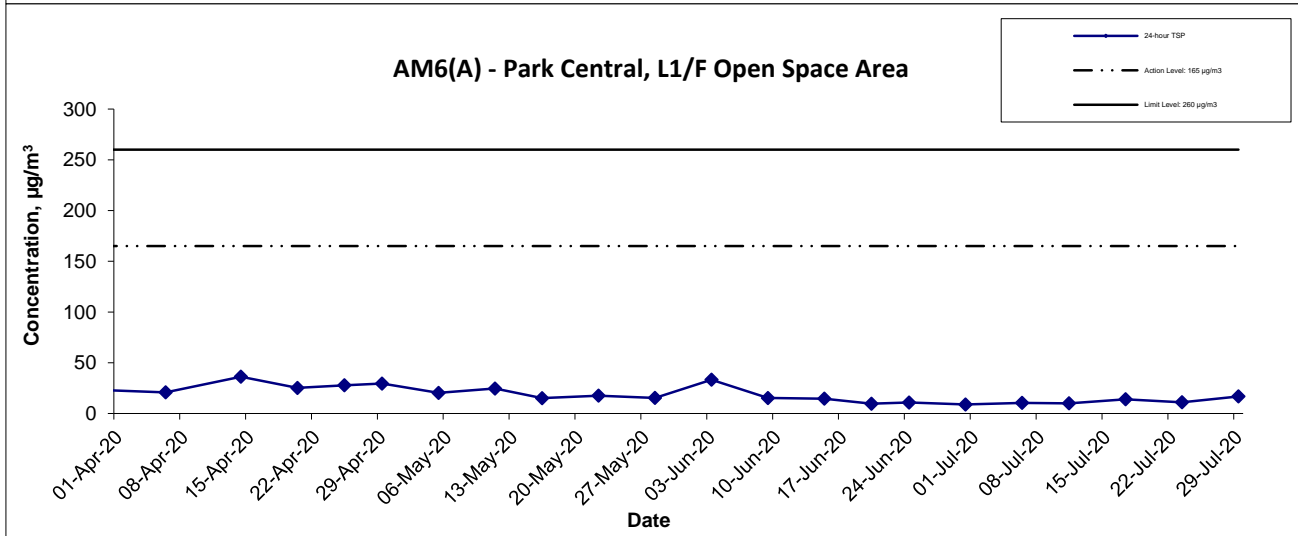
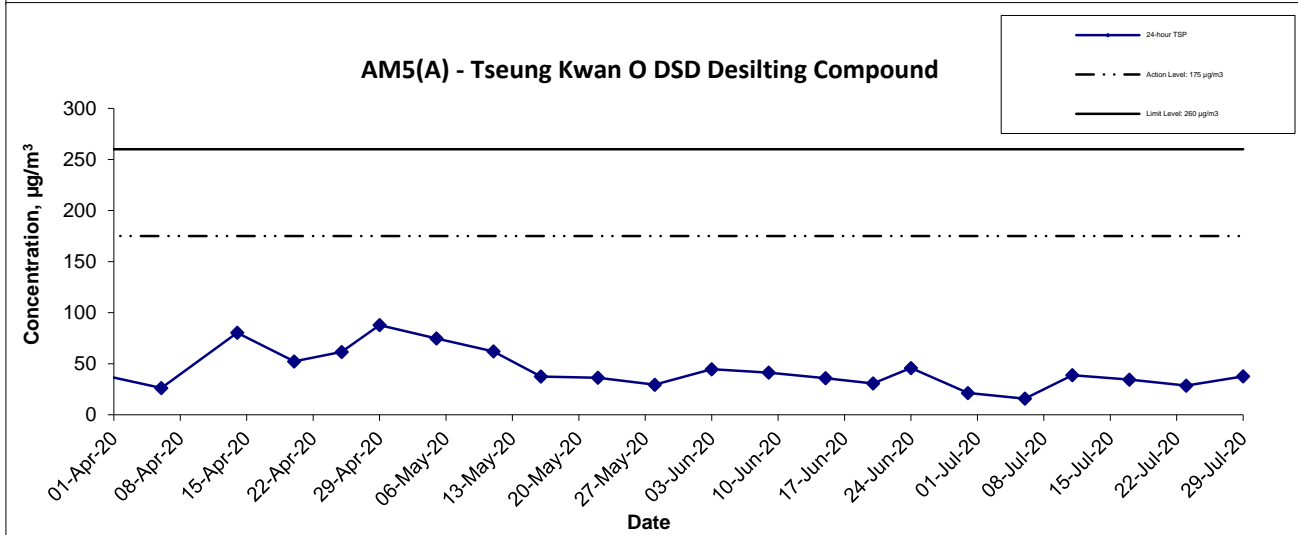
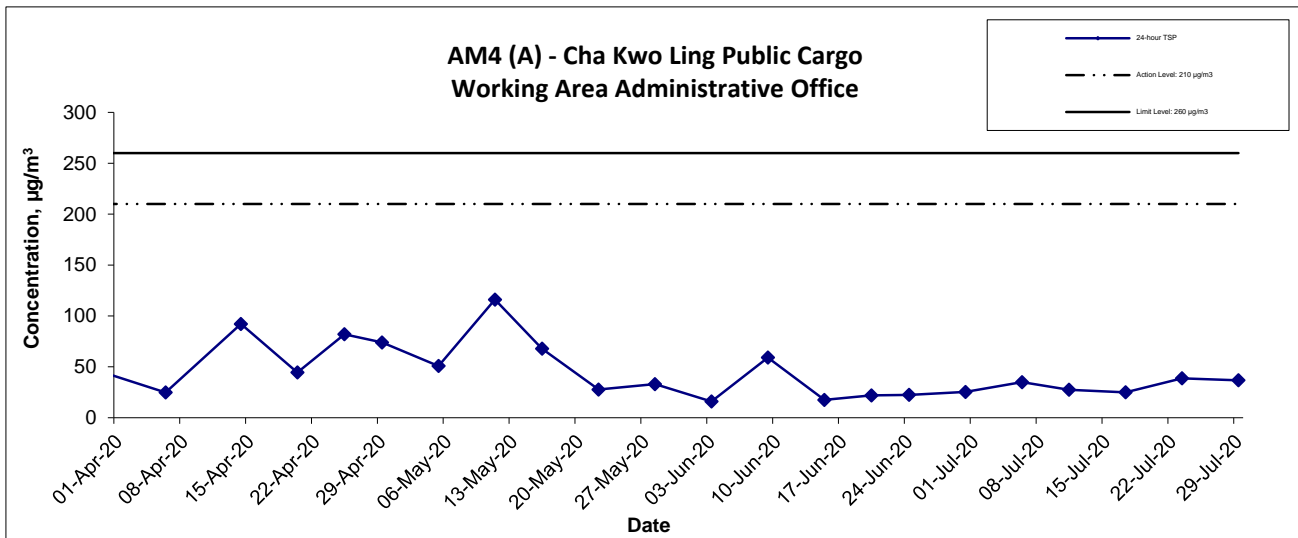
Start Date	Weather	Air	Atmospheric	Filter Weight (g)		Particulate	Elapse Time		Sampling	Flow Rate (m ³ /min.)		Av. flow	Total vol.	Conc.
	Condition	Temp. (K)	Pressure, Pa (mmHg)	Initial	Final	Weight (g)	Initial	Final	Time(hrs.)	Initial	Final	(m ³ /min)	(m ³)	(µg/m ³)
6-Jul-20	Sunny	303.1	757.2	3.4734	3.4914	0.0180	1642.8	1666.8	24.0	1.19	1.19	1.19	1718.0	10.5
11-Jul-20	Sunny	303.4	756.7	3.4240	3.4415	0.0175	1666.8	1690.8	24.0	1.22	1.22	1.22	1750.0	10.0
17-Jul-20	Sunny	303.4	757.3	3.4905	3.5150	0.0245	1690.8	1714.8	24.0	1.22	1.22	1.22	1750.9	14.0
23-Jul-20	Sunny	303.5	757.5	3.4976	3.5170	0.0194	1714.8	1738.8	24.0	1.22	1.21	1.22	1750.7	11.1
29-Jul-20	Sunny	303.4	756.2	3.4610	3.4905	0.0295	1738.8	1762.8	24.0	1.21	1.22	1.22	1749.6	16.9
													Min	10.0
													Max	16.9
													Average	12.5


24-hr TSP Concentration Levels



Agreement No. CE/59/2015 (EP) Environmental Team for Tseung Kwan O - Lam Tin Tunnel - Design and Construction Graphical Presentation of 24-hour TSP Monitoring Results	Scale	Project	
	N.T.S	No. MA16034	
	Date	Appendix	
	Jul-20	F	

24-hr TSP Concentration Levels



Agreement No. CE/59/2015 (EP) Environmental Team for Tseung Kwan O - Lam Tin Tunnel - Design and Construction Graphical Presentation of 24-hour TSP Monitoring Results	Scale	Project	
	Date	Appendix	
	N.T.S	No. MA16034	
	Jul-20	F	