

Certificate of Calibration

It is certified that the item under calibration has been calibrated by corresponding calibrated High Volume Sampler


Description: Digital Dust Indicator Date of Calibration 5-Oct-20
 Manufacturer: Sibata Scientific Technology LTD. Validity of Calibration Record 5-Dec-20
 Model No.: LD-5R
 Serial No.: 972781
 Equipment No.: SA-01-10 Sensitivity 0.001 mg/m3
 High Volume Sampler No.: A-01-01A Before Sensitivity Adjustment 734 CPM
 Tisch Calibration Orifice No.: 3607 After Sensitivity Adjustment 734 CPM


Calibration of 1 hr TSP		
Calibration Point	Laser Dust Monitor	HVS
	Mass Concentration ($\mu\text{g}/\text{m}^3$) X-axis	Mass concentration ($\mu\text{g}/\text{m}^3$) Y-axis
1	48.0	78.9
2	39.0	75.2
3	30.0	70.8
Average	39.0	75.0
By Linear Regression of Y on X Slope , mw = <u>0.4500</u> Intercept, bw = <u>57.4167</u> Correlation coefficient* = <u>0.9988</u>		
Set Correlation Factor		
Particulate Concentration by High Volume Sampler ($\mu\text{g}/\text{m}^3$)		75.0
Particulate Concentration by Dust Meter ($\mu\text{g}/\text{m}^3$)		39.0
Measuring time, (min)		60.0
Set Correlation Factor , SCF SCF = [K=High Volume Sampler / Dust Meter, ($\mu\text{g}/\text{m}^3$)] <u>1.9</u>		

In-house method in according to the instruction manual:

The Dust Monitor was compared with a calibrated High Volume Sampler and The result was used to generate the Correlation Factor (CF) between the Dust Monitor and High Volume Sampler.

Those filter papers are weighted by HOKLAS laboratory (Wellab Litimed)

Calibrated by: 
 Wong Shing Kwai

Approved by: 
 Henry Leung

Certificate of Calibration

It is certified that the item under calibration has been calibrated by corresponding calibrated High Volume Sampler


Description: Digital Dust Indicator Date of Calibration 5-Oct-20
 Manufacturer: Sibata Scientific Technology LTD. Validity of Calibration Record 5-Dec-20
 Model No.: LD-5R
 Serial No.: 8Y2374
 Equipment No.: SA-01-04 Sensitivity 0.001 mg/m3
 High Volume Sampler No.: A-01-03 Before Sensitivity Adjustment 652
 Tisch Calibration Orifice No.: 3607 After Sensitivity Adjustment 652


Calibration of 1 hr TSP		
Calibration Point	Laser Dust Monitor	HVS
	Mass Concentration ($\mu\text{g}/\text{m}^3$) X-axis	Mass concentration ($\mu\text{g}/\text{m}^3$) Y-axis
1	48.0	78.9
2	44.0	75.2
3	40.0	70.8
Average	44.0	75.0
By Linear Regression of Y on X Slope , mw = <u>1.0125</u> Intercept, bw = <u>30.4167</u> Correlation coefficient* = <u>0.9988</u>		
Set Correlation Factor		
Particulate Concentration by High Volume Sampler ($\mu\text{g}/\text{m}^3$)	75.0	
Particulate Concentration by Dust Meter ($\mu\text{g}/\text{m}^3$)	44.0	
Measureing time, (min)	60.0	
Set Correlation Factor , SCF		
SCF = [K=High Volume Sampler / Dust Meter, ($\mu\text{g}/\text{m}^3$)]	<u>1.7</u>	

In-house method in according to the instruction manual:

The Dust Monitor was compared with a calibrated High Volume Sampler and The result was used to generate the Correlation Factor (CF) between the Dust Monitor and High Volume Sampler.

Those filter papers are weighted by HOKLAS laboratory (Wellab Litimed)

Calibrated by: 
 Wong Shing Kwai

Approved by: 
 Henry Leung

Certificate of Calibration

It is certified that the item under calibration has been calibrated by corresponding calibrated High Volume Sampler


Description: Digital Dust Indicator Date of Calibration 5-Oct-20
 Manufacturer: Sibata Scientific Technology LTD. Validity of Calibration Record 5-Dec-20
 Model No.: LD-5R
 Serial No.: 972778
 Equipment No.: SA-01-07 Sensitivity 0.001 mg/m3
 High Volume Sampler No.: A-01-01A Before Sensitivity Adjustment 735 CPM
 Tisch Calibration Orifice No.: 3607 After Sensitivity Adjustment 735 CPM


Calibration of 1 hr TSP		
Calibration Point	Laser Dust Monitor	HVS
	Mass Concentration ($\mu\text{g}/\text{m}^3$) X-axis	Mass concentration ($\mu\text{g}/\text{m}^3$) Y-axis
1	45.0	78.9
2	34.0	75.2
3	23.0	70.8
Average	34.0	75.0
By Linear Regression of Y on X Slope , mw = <u>0.3682</u> Intercept, bw = <u>62.4485</u> Correlation coefficient* = <u>0.9988</u>		
Set Correlation Factor		
Particulate Concentration by High Volume Sampler ($\mu\text{g}/\text{m}^3$)	75.0	
Particulate Concentration by Dust Meter ($\mu\text{g}/\text{m}^3$)	34.0	
Measuring time, (min)	60.0	
Set Correlation Factor , SCF		
SCF = [K=High Volume Sampler / Dust Meter, ($\mu\text{g}/\text{m}^3$)]	<u>2.2</u>	

In-house method in according to the instruction manual:

The Dust Monitor was compared with a calibrated High Volume Sampler and The result was used to generate the Correlation Factor (CF) between the Dust Monitor and High Volume Sampler.

Those filter papers are weighted by HOKLAS laboratory (Wellab Litimed)

Calibrated by: 
 Wong Shing Kwai

Approved by: 
 Henry Leung

Certificate of Calibration

It is certified that the item under calibration has been calibrated by corresponding calibrated High Volume Sampler


Description: Digital Dust Indicator Date of Calibration 5-Oct-20
 Manufacturer: Sibata Scientific Technology LTD. Validity of Calibration Record 5-Dec-20
 Model No.: LD-5R
 Serial No.: 972779
 Equipment No.: SA-01-08 Sensitivity 0.001 mg/m3
 High Volume Sampler No.: A-01-01A Before Sensitivity Adjustment 744 CPM
 Tisch Calibration Orifice No.: 3607 After Sensitivity Adjustment 744 CPM


Calibration of 1 hr TSP		
Calibration Point	Laser Dust Monitor	HVS
	Mass Concentration ($\mu\text{g}/\text{m}^3$) X-axis	Mass concentration ($\mu\text{g}/\text{m}^3$) Y-axis
1	49.0	78.9
2	38.0	75.2
3	28.0	70.8
Average	38.3	75.0
By Linear Regression of Y on X Slope , mw = <u>0.3849</u> Intercept, bw = <u>60.2124</u> Correlation coefficient* = <u>0.9970</u>		
Set Correlation Factor		
Particulate Concentration by High Volume Sampler ($\mu\text{g}/\text{m}^3$)		75.0
Particulate Concentration by Dust Meter ($\mu\text{g}/\text{m}^3$)		38.3
Measureing time, (min)		60.0
Set Correlation Factor , SCF		
SCF = [K=High Volume Sampler / Dust Meter, ($\mu\text{g}/\text{m}^3$)]		<u>2.0</u>

In-house method in according to the instruction manual:

The Dust Monitor was compared with a calibrated High Volume Sampler and The result was used to generate the Correlation Factor (CF) between the Dust Monitor and High Volume Sampler.

Those filter papers are weighted by HOKLAS laboratory (Wellab Litimed)

Calibrated by: 
 Wong Shing Kwai

Approved by: 
 Henry Leung

Certificate of Calibration

It is certified that the item under calibration has been calibrated by corresponding calibrated High Volume Sampler


Description: Digital Dust Indicator Date of Calibration 5-Oct-20
 Manufacturer: Sibata Scientific Technology LTD. Validity of Calibration Record 5-Dec-20
 Model No.: LD-5R
 Serial No.: 972780
 Equipment No.: SA-01-09 Sensitivity 0.001 mg/m3
 High Volume Sampler No.: A-01-01A Before Sensitivity Adjustment 739 CPM
 Tisch Calibration Orifice No.: 3607 After Sensitivity Adjustment 739 CPM


Calibration of 1 hr TSP		
Calibration Point	Laser Dust Monitor	HVS
	Mass Concentration ($\mu\text{g}/\text{m}^3$) X-axis	Mass concentration ($\mu\text{g}/\text{m}^3$) Y-axis
1	48.0	78.9
2	41.0	75.2
3	30.0	70.8
Average	39.7	75.0
By Linear Regression of Y on X Slope , mw = <u>0.4455</u> Intercept, bw = <u>57.2933</u> Correlation coefficient* = <u>0.9970</u>		
Set Correlation Factor		
Particulate Concentration by High Volume Sampler ($\mu\text{g}/\text{m}^3$)	75.0	
Particulate Concentration by Dust Meter ($\mu\text{g}/\text{m}^3$)	39.7	
Measuring time, (min)	60.0	
Set Correlation Factor , SCF		
SCF = [K=High Volume Sampler / Dust Meter, ($\mu\text{g}/\text{m}^3$)]	<u>1.9</u>	

In-house method in according to the instruction manual:

The Dust Monitor was compared with a calibrated High Volume Sampler and The result was used to generate the Correlation Factor (CF) between the Dust Monitor and High Volume Sampler.

Those filter papers are weighted by HOKLAS laboratory (Wellab Litimed)

Calibrated by: 
 Wong Shing Kwai

Approved by: 
 Henry Leung

High-Volume TSP Sampler

5-POINT CALIBRATION DATA SHEET



File No. MA16034/05/0026

Project No. AM1 - Tin Hau Temple
 Date: 10-Oct-20 Next Due Date: 10-Dec-20 Operator: SK
 Equipment No.: A-01-05 Model No.: GS2310 Serial No. 10599

Ambient Condition			
Temperature, Ta (K)	<u>299.5</u>	Pressure, Pa (mmHg)	<u>759.5</u>

Orifice Transfer Standard Information					
Serial No.	<u>3746</u>	Slope, mc	<u>0.0592</u>	Intercept, bc	<u>-0.02740</u>
Last Calibration Date:	<u>17-Jan-20</u>	$mc \times Qstd + bc = [\Delta H \times (Pa/760) \times (298/Ta)]^{1/2}$ $Qstd = \{[\Delta H \times (Pa/760) \times (298/Ta)]^{1/2} - bc\} / mc$			
Next Calibration Date:	<u>17-Jan-21</u>				

Calibration of TSP Sampler					
Calibration Point	Orifice			HVS	
	ΔH (orifice), in. of water	$[\Delta H \times (Pa/760) \times (298/Ta)]^{1/2}$	Qstd (CFM) X - axis	ΔW (HVS), in. of water	$[\Delta W \times (Pa/760) \times (298/Ta)]^{1/2}$ Y-axis
1	<u>13.0</u>	3.60	61.19	<u>8.6</u>	2.92
2	<u>9.5</u>	3.07	52.38	<u>6.4</u>	2.52
3	<u>7.6</u>	2.75	46.90	<u>4.8</u>	2.18
4	<u>4.8</u>	2.18	37.37	<u>3.2</u>	1.78
5	<u>2.6</u>	1.61	27.62	<u>1.8</u>	1.34

By Linear Regression of Y on X

Slope , mw = 0.0474 Intercept, bw : 0.0129
 Correlation coefficient* = 0.9988

*If Correlation Coefficient < 0.990, check and recalibrate.

Set Point Calculation

From the TSP Field Calibration Curve, take Qstd = 43 CFM


From the Regression Equation, the "Y" value according to

$$mw \times Qstd + bw = [\Delta W \times (Pa/760) \times (298/Ta)]^{1/2}$$

Therefore, Set Point; W = $(mw \times Qstd + bw)^2 \times (760 / Pa) \times (Ta / 298) =$ 4.23

Remarks: _____

Conducted by: SK Wong Signature:  Date: 10 October 2020

Checked by: Henry Leung Signature:  Date: 10 October 2020

High-Volume TSP Sampler

5-POINT CALIBRATION DATA SHEET



File No. MA16034/08/0026

Project No. AM2 - Sai Tso Wan Recreation Ground
 Date: 10-Oct-20 Next Due Date: 10-Dec-20 Operator: SK
 Equipment No.: A-01-08 Model No.: GS2310 Serial No. 1287

Ambient Condition			
Temperature, Ta (K)	<u>299.5</u>	Pressure, Pa (mmHg)	<u>759.5</u>

Orifice Transfer Standard Information					
Serial No.	<u>3746</u>	Slope, mc	<u>0.0592</u>	Intercept, bc	<u>-0.02740</u>
Last Calibration Date:	<u>17-Jan-20</u>	$mc \times Qstd + bc = [\Delta H \times (Pa/760) \times (298/Ta)]^{1/2}$ $Qstd = \{[\Delta H \times (Pa/760) \times (298/Ta)]^{1/2} - bc\} / mc$			
Next Calibration Date:	<u>17-Jan-21</u>				

Calibration of TSP Sampler					
Calibration Point	Orifice			HVS	
	ΔH (orifice), in. of water	$[\Delta H \times (Pa/760) \times (298/Ta)]^{1/2}$	Qstd (CFM) X - axis	ΔW (HVS), in. of water	$[\Delta W \times (Pa/760) \times (298/Ta)]^{1/2}$ Y-axis
1	<u>13.0</u>	3.60	61.19	<u>8.6</u>	2.92
2	<u>9.9</u>	3.14	53.46	<u>6.2</u>	2.48
3	<u>7.9</u>	2.80	47.81	<u>4.8</u>	2.18
4	<u>4.8</u>	2.18	37.37	<u>3.0</u>	1.73
5	<u>2.8</u>	1.67	28.65	<u>1.9</u>	1.37

By Linear Regression of Y on X

Slope, mw = 0.0472 Intercept, bw = -0.0191
 Correlation coefficient* = 0.9972

*If Correlation Coefficient < 0.990, check and recalibrate.

Set Point Calculation



From the TSP Field Calibration Curve, take Qstd = 43 CFM

From the Regression Equation, the "Y" value according to

$$mw \times Qstd + bw = [\Delta W \times (Pa/760) \times (298/Ta)]^{1/2}$$

Therefore, Set Point; W = $(mw \times Qstd + bw)^2 \times (760 / Pa) \times (Ta / 298) =$ 4.07

Remarks: _____

Conducted by: SK Wong Signature:  Date: 10 October 2020
 Checked by: Henry Leung Signature:  Date: 10 October 2020

High-Volume TSP Sampler

5-POINT CALIBRATION DATA SHEET



File No. MA16034/03/0026

Project No. AM3 - Yau Lai Estate, Bik Lai House
 Date: 10-Oct-20 Next Due Date: 10-Dec-20 Operator: SK
 Equipment No.: A-01-03 Model No.: GS2310 Serial No. 10379

Ambient Condition			
Temperature, Ta (K)	<u>299.5</u>	Pressure, Pa (mmHg)	<u>759.5</u>

Orifice Transfer Standard Information					
Serial No.	<u>3746</u>	Slope, mc	<u>0.0592</u>	Intercept, bc	<u>-0.02740</u>
Last Calibration Date:	<u>17-Jan-20</u>	$mc \times Qstd + bc = [\Delta H \times (Pa/760) \times (298/Ta)]^{1/2}$ $Qstd = \{[\Delta H \times (Pa/760) \times (298/Ta)]^{1/2} - bc\} / mc$			
Next Calibration Date:	<u>17-Jan-21</u>				

Calibration of TSP Sampler					
Calibration Point	Orifice			HVS	
	ΔH (orifice), in. of water	$[\Delta H \times (Pa/760) \times (298/Ta)]^{1/2}$	Qstd (CFM) X - axis	ΔW (HVS), in. of water	$[\Delta W \times (Pa/760) \times (298/Ta)]^{1/2}$ Y-axis
1	<u>13.1</u>	3.61	61.43	<u>8.7</u>	2.94
2	<u>9.5</u>	3.07	52.38	<u>6.5</u>	2.54
3	<u>7.7</u>	2.77	47.20	<u>5.2</u>	2.27
4	<u>5.2</u>	2.27	38.87	<u>3.4</u>	1.84
5	<u>2.6</u>	1.61	27.62	<u>2.0</u>	1.40

By Linear Regression of Y on X

Slope, mw = 0.0463 Intercept, bw = 0.0915
 Correlation coefficient* = 0.9984

*If Correlation Coefficient < 0.990, check and recalibrate.

Set Point Calculation

From the TSP Field Calibration Curve, take Qstd = 43 CFM

From the Regression Equation, the "Y" value according to

$$mw \times Qstd + bw = [\Delta W \times (Pa/760) \times (298/Ta)]^{1/2}$$

Therefore, Set Point; W = $(mw \times Qstd + bw)^2 \times (760 / Pa) \times (Ta / 298) =$ 4.37

Remarks: _____

Conducted by: SK Wong Signature: [Signature] Date: 10 October 2020
 Checked by: Henry Leung Signature: [Signature] Date: 10 October 2020

High-Volume TSP Sampler

5-POINT CALIBRATION DATA SHEET



File No. MA16034/54/0026

Project No. AM4(A) - Cha Kwo Ling Public Cargo Working Area Administrative Office
 Date: 10-Oct-20 Next Due Date: 10-Dec-20 Operator: SK
 Equipment No.: A-01-54 Model No.: TE-5170 Serial No. 1536

Ambient Condition			
Temperature, Ta (K)	<u>299.5</u>	Pressure, Pa (mmHg)	<u>759.5</u>

Orifice Transfer Standard Information					
Serial No.	<u>3746</u>	Slope, mc	<u>0.0592</u>	Intercept, bc	<u>-0.02740</u>
Last Calibration Date:	<u>17-Jan-20</u>	$mc \times Qstd + bc = [\Delta H \times (Pa/760) \times (298/Ta)]^{1/2}$ $Qstd = \{[\Delta H \times (Pa/760) \times (298/Ta)]^{1/2} - bc\} / mc$			
Next Calibration Date:	<u>17-Jan-21</u>				

Calibration of TSP Sampler					
Calibration Point	Orifice			HVS	
	ΔH (orifice), in. of water	$[\Delta H \times (Pa/760) \times (298/Ta)]^{1/2}$	Qstd (CFM) X - axis	ΔW (HVS), in. of water	$[\Delta W \times (Pa/760) \times (298/Ta)]^{1/2}$ Y-axis
1	<u>12.9</u>	3.58	60.96	<u>8.7</u>	2.94
2	<u>9.9</u>	3.14	53.46	<u>6.4</u>	2.52
3	<u>7.5</u>	2.73	46.59	<u>5.1</u>	2.25
4	<u>5.4</u>	2.32	39.60	<u>3.3</u>	1.81
5	<u>3.0</u>	1.73	29.64	<u>1.9</u>	1.37

By Linear Regression of Y on X

Slope, mw = 0.0502 Intercept, bw = -0.1302
 Correlation coefficient* = 0.9982

*If Correlation Coefficient < 0.990, check and recalibrate.

Set Point Calculation

From the TSP Field Calibration Curve, take Qstd = 43 CFM

From the Regression Equation, the "Y" value according to

$$mw \times Qstd + bw = [\Delta W \times (Pa/760) \times (298/Ta)]^{1/2}$$

Therefore, Set Point; W = $(mw \times Qstd + bw)^2 \times (760 / Pa) \times (Ta / 298) =$ 4.13

Remarks: _____

Conducted by: SK Wong Signature: [Signature] Date: 10 October 2020
 Checked by: Henry Leung Signature: [Signature] Date: 10 October 2020

High-Volume TSP Sampler

5-POINT CALIBRATION DATA SHEET



File No. MA16034/37/0026

Project No. AM5(A) - Tseung Kwan O DSD Desilting Compound
 Date: 10-Oct-20 Next Due Date: 10-Dec-20 Operator: SK
 Equipment No.: A-01-37 Model No.: GS2310 Serial No. 1704

Ambient Condition			
Temperature, Ta (K)	<u>299.5</u>	Pressure, Pa (mmHg)	<u>759.5</u>

Orifice Transfer Standard Information					
Serial No.	<u>3746</u>	Slope, mc	<u>0.0592</u>	Intercept, bc	<u>-0.02740</u>
Last Calibration Date:	<u>17-Jan-20</u>	$mc \times Qstd + bc = [\Delta H \times (Pa/760) \times (298/Ta)]^{1/2}$ $Qstd = \{[\Delta H \times (Pa/760) \times (298/Ta)]^{1/2} - bc\} / mc$			
Next Calibration Date:	<u>17-Jan-21</u>				

Calibration of TSP Sampler					
Calibration Point	Orifice			HVS	
	ΔH (orifice), in. of water	$[\Delta H \times (Pa/760) \times (298/Ta)]^{1/2}$	Qstd (CFM) X - axis	ΔW (HVS), in. of water	$[\Delta W \times (Pa/760) \times (298/Ta)]^{1/2}$ Y-axis
1	<u>13.2</u>	3.62	61.66	<u>8.8</u>	2.96
2	<u>9.7</u>	3.11	52.92	<u>6.4</u>	2.52
3	<u>8.1</u>	2.84	48.40	<u>5.4</u>	2.32
4	<u>5.3</u>	2.30	39.24	<u>3.3</u>	1.81
5	<u>3.0</u>	1.73	29.64	<u>2.0</u>	1.41

By Linear Regression of Y on X

Slope, mw = 0.0489 Intercept, bw = -0.0651
 Correlation coefficient* = 0.9991

*If Correlation Coefficient < 0.990, check and recalibrate.

Set Point Calculation

From the TSP Field Calibration Curve, take Qstd = 43 CFM


From the Regression Equation, the "Y" value according to

$$mw \times Qstd + bw = [\Delta W \times (Pa/760) \times (298/Ta)]^{1/2}$$

Therefore, Set Point; W = $(mw \times Qstd + bw)^2 \times (760 / Pa) \times (Ta / 298) =$ 4.18

Remarks: _____

Conducted by: SK Wong Signature:  Date: 10 October 2020

Checked by: Henry Leung Signature:  Date: 10 October 2020

High-Volume TSP Sampler

5-POINT CALIBRATION DATA SHEET



File No. MA16034/07/0026

Project No. AM6 - Park Central
 Date: 5-Nov-20 Next Due Date: 5-Jan-21 Operator: SK
 Equipment No.: A-01-07 Model No.: GS2310 Serial No. 10592

Ambient Condition			
Temperature, Ta (K)	<u>297.7</u>	Pressure, Pa (mmHg)	<u>761.9</u>

Orifice Transfer Standard Information					
Serial No.	<u>3746</u>	Slope, mc	<u>0.0592</u>	Intercept, bc	<u>-0.02740</u>
Last Calibration Date:	<u>17-Jan-20</u>	$mc \times Qstd + bc = [\Delta H \times (Pa/760) \times (298/Ta)]^{1/2}$ $Qstd = \{[\Delta H \times (Pa/760) \times (298/Ta)]^{1/2} - bc\} / mc$			
Next Calibration Date:	<u>17-Jan-21</u>				

Calibration of TSP Sampler					
Calibration Point	Orifice			HVS	
	ΔH (orifice), in. of water	$[\Delta H \times (Pa/760) \times (298/Ta)]^{1/2}$	Qstd (CFM) X - axis	ΔW (HVS), in. of water	$[\Delta W \times (Pa/760) \times (298/Ta)]^{1/2}$ Y-axis
1	<u>12.7</u>	3.57	60.77	<u>7.7</u>	2.78
2	<u>8.9</u>	2.99	50.94	<u>5.7</u>	2.39
3	<u>7.2</u>	2.69	45.87	<u>4.5</u>	2.13
4	<u>4.6</u>	2.15	36.76	<u>3.0</u>	1.74
5	<u>3.0</u>	1.74	29.77	<u>1.9</u>	1.38

By Linear Regression of Y on X

Slope, mw = 0.0452 Intercept, bw = 0.0563
 Correlation coefficient* = 0.9990

*If Correlation Coefficient < 0.990, check and recalibrate.

Set Point Calculation

From the TSP Field Calibration Curve, take Qstd = 43 CFM

From the Regression Equation, the "Y" value according to

$$mw \times Qstd + bw = [\Delta W \times (Pa/760) \times (298/Ta)]^{1/2}$$

Therefore, Set Point; W = $(mw \times Qstd + bw)^2 \times (760 / Pa) \times (Ta / 298) =$ 3.99

Remarks: _____

Conducted by: SK Wong Signature: Date: 05 November 2020

Checked by: Henry Leung Signature: Date: 05 November 2020



Calibration Certificate

0023001

Customer : Cinotech Consultants Limited RM 1710, Technology Park, 18 On Lai Street, Shatin, N.T. Hong Kong	Object 1 : B&K4231 sound calibrator Serial No. /Ref. No. : 2326353 / N-02-01 Object 2 : Serial No. /Ref. No. :
Customer Code : SVEC09005	Manufacturer : Bruel & Kjaer
Date of calibration: 19/12/2019 Date of the recommended re-calibration: 19/12/2020	Certificate No.: 0023001 Handle by: E0002

Measuring results

Reference value	Indication value	Deviation	Allowed deviation	Object
94.0dB	94.2dB	+0.2dB	+/- 0.2dB	1
114.0dB	114.1dB	+0.1dB	+/- 0.2dB	1

Measuring equipment

index	Calibrator / Master	Traceability
1	Master Sound Meter, SVAN949,sn:8571	IEC61672
2	Sound Calibrator, SV30A sn:32580	IEC60942

Ambient conditions

Temperature (20...26)°C Humidity (20...60)%RH

Measuring procedure

Calibrated by Type 1 Sound Level Meter and 1kHz Sound Source .

Uncertainty

+/- 0.2dB for probability not less than 95%.

Conformity

- 1.The resulted values were those obtained at the time of test and applies only to the item calibrated.
- 2.The measurement uncertainty was calculated according to the regulations of GUM with the coverage factor k=2 and contains the uncertainty of the measuring procedure and the uncertainty of the measuring system.
- 3.The equipment being used in this calibration are regularly calibrated by laboratory according to ISO/IEC17025.
- 4.HKAS has accredited this laboratory (HOKLAS 267) for specific calibration activities as listed in the HOKLAS directory of accredited laboratories.
- 5.The calibrations certificate may not be reproduced.

Measured value(s) **within** the allowable deviation.

Performed by

Calibration Technician

Approved by

Quality Manager



Calibration Certificate

0023000

Customer : Cinotech Consultants Limited RM 1710, Technology Park, 18 On Lai Street, Shatin, N.T. Hong Kong	Object 1 : SVAN957 SLM Serial No. /Ref. No. : 23852 / N-08-11 Object 2 : Microphone Serial No. /Ref. No. : 35989
Customer Code : SVEC09005	Manufacturer : Svantek
Date of calibration: 19/12/2019 Date of the recommended re-calibration: 19/12/2020	Certificate No.: 0023000 Handle by: E0002

Measuring results

Reference value	Indication value	Deviation	Allowed deviation	Object
94.0dB	93.4dB	-0.6dB	+/- 1.5dB	1
114.0dB	113.4dB	-0.6dB	+/- 1.5dB	1

Measuring equipment

index	Calibrator / Master	Traceability
1	Master Sound Meter, SVAN949,sn:8571	IEC61672
2	Sound Calibrator, SV30A sn:32580	IEC60942

Ambient conditions

Temperature (20...26)°C

Humidity (20...60)%RH

Measuring procedure

Calibrated by Type 1 Sound Calibrator with Master Sound Level Meter under 1kHz Frequency.

Uncertainty

+/- 0.2dB for probability not less than 95%.

Conformity

- 1.The resulted values were those obtained at the time of test and applies only to the item calibrated.
- 2.The measurement uncertainty was calculated according to the regulations of GUM with the coverage factor k=2 and contains the uncertainty of the measuring procedure and the uncertainty of the measuring system.
- 3.The equipment being used in this calibration are regularly calibrated by laboratory according to ISO/IEC17025.
- 4.HKAS has accredited this laboratory (HOKLAS 267) for specific calibration activities as listed in the HOKLAS directory of accredited laboratories.
- 5.The calibrations certificate may not be reproduced.

Measured value(s) **within** the allowable deviation.

Performed by

Calibration Technician

Approved by

Quality Manager



Calibration Certificate

0022999

Customer : Cinotech Consultants Limited RM 1710, Technology Park, 18 On Lai Street, Shatin, N.T. Hong Kong	Object 1 : SVAN957 SLM Serial No. /Ref. No. : 23851 / N-08-12 Object 2 : Microphone Serial No. /Ref. No. : 43676
Customer Code : SVEC09005	Manufacturer : Svantek
Date of calibration: 19/12/2019 Date of the recommended re-calibration: 19/12/2020	Certificate No.: 0022999 Handle by: E0002

Measuring results

Reference value	Indication value	Deviation	Allowed deviation	Object
94.0dB	94.0dB	0.0dB	+/- 1.5dB	1
114.0dB	114.0dB	0.0dB	+/- 1.5dB	1

Measuring equipment

index	Calibrator / Master	Traceability
1	Master Sound Meter, SVAN949,sn:8571	IEC61672
2	Sound Calibrator, SV30A sn:32580	IEC60942

Ambient conditions

Temperature (20...26)°C

Humidity (20...60)%RH

Measuring procedure

Calibrated by Type 1 Sound Calibrator with Master Sound Level Meter under 1kHz Frequency.

Uncertainty

+/- 0.2dB for probability not less than 95%.

Conformity

- 1.The resulted values were those obtained at the time of test and applies only to the item calibrated.
- 2.The measurement uncertainty was calculated according to the regulations of GUM with the coverage factor k=2 and contains the uncertainty of the measuring procedure and the uncertainty of the measuring system.
- 3.The equipment being used in this calibration are regularly calibrated by laboratory according to ISO/IEC17025.
- 4.HKAS has accredited this laboratory (HOKLAS 267) for specific calibration activities as listed in the HOKLAS directory of accredited laboratories.
- 5.The calibrations certificate may not be reproduced.

Measured value(s) **within** the allowable deviation.

Performed by

Calibration Technician

Approved by

Quality Manager



Calibration Certificate

0023002

Customer : Cinotech Consultants Limited RM 1710, Technology Park, 18 On Lai Street, Shatin, N.T. Hong Kong	Object 1 : SV30A sound calibrator Serial No. /Ref. No. : 10965 / N-09-02 Object 2 : Serial No. /Ref. No. :
Customer Code : SVEC09005	Manufacturer : Svantek
Date of calibration: 19/12/2019 Date of the recommended re-calibration: 19/12/2020	Certificate No.: 0023002 Handle by: E0002

Measuring results

Reference value	Indication value	Deviation	Allowed deviation	Object
94.0dB	93.9dB	-0.1dB	+/- 0.3dB	1
114.0dB	114.2dB	+0.2dB	+/- 0.3dB	1

Measuring equipment

index	Calibrator / Master	Traceability
1	Master Sound Meter, SVAN949,sn:8571	IEC61672
2	Sound Calibrator, SV30A sn:32580	IEC60942

Ambient conditions

Temperature (20...26)°C Humidity (20...60)%RH

Measuring procedure

Calibrated by Type 1 Sound Level Meter and 1kHz Sound Source .

Uncertainty

+/- 0.2dB for probability not less than 95%.

Conformity

- 1.The resulted values were those obtained at the time of test and applies only to the item calibrated.
- 2.The measurement uncertainty was calculated according to the regulations of GUM with the coverage factor k=2 and contains the uncertainty of the measuring procedure and the uncertainty of the measuring system.
- 3.The equipment being used in this calibration are regularly calibrated by laboratory according to ISO/IEC17025.
- 4.HKAS has accredited this laboratory (HOKLAS 267) for specific calibration activities as listed in the HOKLAS directory of accredited laboratories.
- 5.The calibrations certificate may not be reproduced.

Measured value(s) **within** the allowable deviation.

Performed by

Calibration Technician

Approved by

Quality Manager



Equipment no.: N-12-01

Calibration Certificate

0024993

Customer : Cinotech Consultants Limited RM 1710, Technology Park, 18 On Lai Street, Shatin, N.T. Hong Kong	Object 1 : BSWA 308 SLM Serial No. /Ref. No. : 570183 / 550233 Object 2 : Serial No. /Ref. No. :
Customer Code : SVEC09005	Manufacturer : BSWAtech
Date of calibration: 07/10/2020 Date of the recommended re-calibration: 07/10/2021	Certificate No.: 0024993 Handle by: E0002

Measuring results

Reference value	Indication value	Deviation	Allowed deviation	Object
94.0dB	93.4dB	-0.6dB	+/- 1.5dB	1
114.0dB	113.2dB	-0.8dB	+/- 1.5dB	1

Measuring equipment

index	Calibrator / Master	Traceability
1	Master Sound Meter, SVAN949,sn:8571	IEC61672
2	Sound Calibrator, SV30A sn:32580	IEC60942

Ambient conditions

Temperature (20...26)°C

Humidity (20...60)%RH

Measuring procedure

Calibrated by Type 1 Sound Calibrator with Master Sound Level Meter under 1kHz Frequency.

Uncertainty

+/- 0.2dB for probability not less than 95%.

Conformity

- 1.The resulted values were those obtained at the time of test and applies only to the item calibrated.
- 2.The measurement uncertainty was calculated according to the regulations of GUM with the coverage factor k=2 and contains the uncertainty of the measuring procedure and the uncertainty of the measuring system.
- 3.The equipment being used in this calibration are regularly calibrated by laboratory according to ISO/IEC17025.
- 4.HKAS has accredited this laboratory (HOKLAS 267) for specific calibration activities as listed in the HOKLAS directory of accredited laboratories.
- 5.The calibrations certificate may not be reproduced.

Measured value(s) **within** the allowable deviation.

Performed by

Calibration Technician

Mr. K.L. Ng

Approved by

Mr. K.S. Ng

Quality Manager



Equipment no.: N-12-02

Calibration Certificate

0024995

Customer : Cinotech Consultants Limited RM 1710, Technology Park, 18 On Lai Street, Shatin, N.T. Hong Kong Customer Code : SVEC09005	Object 1 : BSWA 308 SLM Serial No. /Ref. No. : 570187 / 550841 Object 2 : Serial No. /Ref. No. : Manufacturer : BSWAtech
Date of calibration: 07/10/2020 Date of the recommended re-calibration: 07/10/2021	Certificate No.: 0024995 Handle by: E0002

Measuring results

Reference value	Indication value	Deviation	Allowed deviation	Object
94.0dB	93.1dB	-0.9dB	+/- 1.5dB	1
114.0dB	113.1dB	-0.9dB	+/- 1.5dB	1

Measuring equipment

index	Calibrator / Master	Traceability
1	Master Sound Meter, SVAN949,sn:8571	IEC61672
2	Sound Calibrator, SV30A sn:32580	IEC60942

Ambient conditions

Temperature (20...26)°C

Humidity (20...60)%RH

Measuring procedure

Calibrated by Type 1 Sound Calibrator with Master Sound Level Meter under 1kHz Frequency.

Uncertainty

+/- 0.2dB for probability not less than 95%.

Conformity

- 1.The resulted values were those obtained at the time of test and applies only to the item calibrated.
- 2.The measurement uncertainty was calculated according to the regulations of GUM with the coverage factor k=2 and contains the uncertainty of the measuring procedure and the uncertainty of the measuring system.
- 3.The equipment being used in this calibration are regularly calibrated by laboratory according to ISO/IEC17025.
- 4.HKAS has accredited this laboratory (HOKLAS 267) for specific calibration activities as listed in the HOKLAS directory of accredited laboratories.
- 5.The calibrations certificate may not be reproduced.

Measured value(s) within the allowable deviation.

Performed by

Calibration Technician

Mr. K.L. Ng

Approved by

Mr. K.S. Ng

Quality Manager



Equipment no.: N-12-03

Calibration Certificate

0024996

Customer : Cinotech Consultants Limited RM 1710, Technology Park, 18 On Lai Street, Shatin, N.T. Hong Kong	Object 1 : BSWA 308 SLM Serial No. /Ref. No. : 570188 / 550850 Object 2 : Serial No. /Ref. No. :
Customer Code : SVEC09005	Manufacturer : BSWAtech
Date of calibration: 07/10/2020 Date of the recommended re-calibration: 07/10/2021	Certificate No.: 0024996 Handle by: E0002

Measuring results

Reference value	Indication value	Deviation	Allowed deviation	Object
94.0dB	92.9dB	-1.1dB	+/- 1.5dB	1
114.0dB	112.8dB	-1.2dB	+/- 1.5dB	1

Measuring equipment

index	Calibrator / Master	Traceability
1	Master Sound Meter, SVAN949,sn:8571	IEC61672
2	Sound Calibrator, SV30A sn:32580	IEC60942

Ambient conditions

Temperature (20...26)°C

Humidity (20...60)%RH

Measuring procedure

Calibrated by Type 1 Sound Calibrator with Master Sound Level Meter under 1kHz Frequency.

Uncertainty

+/- 0.2dB for probability not less than 95%.

Conformity

- 1.The resulted values were those obtained at the time of test and applies only to the item calibrated.
- 2.The measurement uncertainty was calculated according to the regulations of GUM with the coverage factor k=2 and contains the uncertainty of the measuring procedure and the uncertainty of the measuring system.
- 3.The equipment being used in this calibration are regularly calibrated by laboratory according to ISO/IEC17025.
- 4.HKAS has accredited this laboratory (HOKLAS 267) for specific calibration activities as listed in the HOKLAS directory of accredited laboratories.
- 5.The calibrations certificate may not be reproduced.

Measured value(s) **within** the allowable deviation.

Performed by

Calibration Technician

Mr. K.L. Ng

Approved by

Quality Manager

Mr. K.S. Ng



Calibration Certificate

0022673

Customer : Cinotech Consultants Limited RM 1710, Technology Park, 18 On Lai Street, Shatin, N.T. Hong Kong	Object 1 : ST-120 sound calibrator Serial No. /Ref. No. : 181001608 Object 2 : Serial No. /Ref. No. :
Customer Code : SVEC09005	Manufacturer : Soundtek
Date of calibration: 24/10/2019 Date of the recommended re-calibration: 24/10/2020	Certificate No.: 0022673 Handle by: E0002

Measuring results

Reference value	Indication value	Deviation	Allowed deviation	Object
94.0dB	94.0dB	0.0dB	+/- 0.3dB	1
114.0dB	114.1dB	+0.1dB	+/- 0.5dB	1

Measuring equipment

index	Calibrator / Master	Traceability
1	Master Sound Meter, SVAN949,sn:8571	IEC61672
2	Sound Calibrator, SV30A sn:32580	IEC60942

Ambient conditions

Temperature (20...26)°C

Humidity (20...60)%RH

Measuring procedure

Calibrated by Type 1 Sound Level Meter and 1kHz Sound Source .

Uncertainty


+/- 0.2dB for probability not less than 95%.

Conformity


- 1.The resulted values were those obtained at the time of test and applies only to the item calibrated.
- 2.The measurement uncertainty was calculated according to the regulations of GUM with the coverage factor k=2 and contains the uncertainty of the measuring procedure and the uncertainty of the measuring system.
- 3.The equipment being used in this calibration are regularly calibrated by laboratory according to ISO/IEC17025.
- 4.HKAS has accredited this laboratory (HOKLAS 267) for specific calibration activities as listed in the HOKLAS directory of accredited laboratories.
- 5.The calibrations certificate may not be reproduced.

Measured value(s) **within** the allowable deviation.

Performed by


Calibration Technician

Approved by


Quality Manager



Calibration Certificate

0022676

Customer : Cinotech Consultants Limited RM 1710, Technology Park, 18 On Lai Street, Shatin, N.T. Hong Kong	Object 1 : ST-120 sound calibrator Serial No. /Ref. No. : 181001636 Object 2 : Serial No. /Ref. No. :
Customer Code : SVEC09005	Manufacturer : Soundtek
Date of calibration: 24/10/2019 Date of the recommended re-calibration: 24/10/2020	Certificate No.: 0022676 Handle by: E0002

Measuring results

Reference value	Indication value	Deviation	Allowed deviation	Object
94.0dB	93.7dB	-0.3dB	+/- 0.3dB	1
114.0dB	113.7dB	-0.3dB	+/- 0.5dB	1

Measuring equipment

index	Calibrator / Master	Traceability
1	Master Sound Meter, SVAN949,sn:8571	IEC61672
2	Sound Calibrator, SV30A sn:32580	IEC60942

Ambient conditions

Temperature (20...26)°C Humidity (20...60)%RH

Measuring procedure

Calibrated by Type 1 Sound Level Meter and 1kHz Sound Source .

Uncertainty


+/- 0.2dB for probability not less than 95%.

Conformity

- 1.The resulted values were those obtained at the time of test and applies only to the item calibrated.
- 2.The measurement uncertainty was calculated according to the regulations of GUM with the coverage factor k=2 and contains the uncertainty of the measuring procedure and the uncertainty of the measuring system.
- 3.The equipment being used in this calibration are regularly calibrated by laboratory according to ISO/IEC17025.
- 4.HKAS has accredited this laboratory (HOKLAS 267) for specific calibration activities as listed in the HOKLAS directory of accredited laboratories.
- 5.The calibrations certificate may not be reproduced.

Measured value(s) **within** the allowable deviation.

Performed by



Calibration Technician

Approved by



Quality Manager



Calibration Certificate

0022675

Customer : Cinotech Consultants Limited RM 1710, Technology Park, 18 On Lai Street, Shatin, N.T. Hong Kong	Object 1 : ST-120 sound calibrator Serial No. /Ref. No. : 181001637 Object 2 : Serial No. /Ref. No. :
Customer Code : SVEC09005	Manufacturer : Soundtek
Date of calibration: 24/10/2019 Date of the recommended re-calibration: 24/10/2020	Certificate No.: 0022675 Handle by: E0002

Measuring results

Reference value	Indication value	Deviation	Allowed deviation	Object
94.0dB	94.0dB	0.0dB	+/- 0.3dB	1
114.0dB	114.0dB	0.0dB	+/- 0.5dB	1

Measuring equipment

index	Calibrator / Master	Traceability
1	Master Sound Meter, SVAN949,sn:8571	IEC61672
2	Sound Calibrator, SV30A sn:32580	IEC60942

Ambient conditions

Temperature (20...26)°C Humidity (20...60)%RH

Measuring procedure

Calibrated by Type 1 Sound Level Meter and 1kHz Sound Source

Uncertainty


+/- 0.2dB for probability not less than 95%.

Conformity


- 1.The resulted values were those obtained at the time of test and applies only to the item calibrated.
- 2.The measurement uncertainty was calculated according to the regulations of GUM with the coverage factor k=2 and contains the uncertainty of the measuring procedure and the uncertainty of the measuring system.
- 3.The equipment being used in this calibration are regularly calibrated by laboratory according to ISO/IEC17025.
- 4.HKAS has accredited this laboratory (HOKLAS 267) for specific calibration activities as listed in the HOKLAS directory of accredited laboratories.
- 5.The calibrations certificate may not be reproduced.

Measured value(s) **within** the allowable deviation.

Performed by


Calibration Technician

Approved by


Quality Manager



Calibration Certificate

0023155

Customer : Cinotech Consultants Limited RM 1710, Technology Park, 18 On Lai Street, Shatin, N.T. Hong Kong	Object 1 : SVAN979 SLM Serial No. /Ref. No. : 27189 / SN-01-01 Object 2 : Microphone Serial No. /Ref. No. : 25204
Customer Code : SVEC09005	Manufacturer : BSWAtech
Date of calibration: 08/01/2020 Date of the recommended re-calibration: 08/01/2021	Certificate No.: 0023155 Handle by: E0002

Measuring results

Reference value	Indication value	Deviation	Allowed deviation	Object
94.0dB	93.7dB	-0.3dB	+/- 1.5dB	1
114.0dB	113.6dB	-0.4dB	+/- 1.5dB	1

Measuring equipment

index	Calibrator / Master	Traceability
1	Master Sound Meter, SVAN949,sn:8571	IEC61672
2	Sound Calibrator, SV30A sn:32580	IEC60942

Ambient conditions

Temperature (20...26)°C

Humidity (20...60)%RH

Measuring procedure

Calibrated by Type 1 Sound Calibrator with Master Sound Level Meter under 1kHz Frequency.

Uncertainty

+/- 0.2dB for probability not less than 95%.

Conformity

1. The resulted values were those obtained at the time of test and applies only to the item calibrated.
2. The measurement uncertainty was calculated according to the regulations of GUM with the coverage factor k=2 and contains the uncertainty of the measuring procedure and the uncertainty of the measuring system.
3. The equipment being used in this calibration are regularly calibrated by laboratory according to ISO/IEC17025.
4. HKAS has accredited this laboratory (HOKLAS 267) for specific calibration activities as listed in the HOKLAS directory of accredited laboratories.
5. The calibrations certificate may not be reproduced.

Measured value(s) **within** the allowable deviation.

Performed by

Calibration Technician

Approved by

Quality Manager



Calibration Certificate

0023156

Customer : Cinotech Consultants Limited RM 1710, Technology Park, 18 On Lai Street, Shatin, N.T. Hong Kong	Object 1 : SVAN979 SLM Serial No. /Ref. No. : 27190 / SN-01-02 Object 2 : Microphone Serial No. /Ref. No. : 25202
Customer Code : SVEC09005	Manufacturer : BSWAtech
Date of calibration: 08/01/2020 Date of the recommended re-calibration: 08/01/2021	Certificate No.: 0023156 Handle by: E0002

Measuring results

Reference value	Indication value	Deviation	Allowed deviation	Object
94.0dB	94.0dB	0.0dB	+/- 1.5dB	1
114.0dB	113.9dB	-0.1dB	+/- 1.5dB	1

Measuring equipment

index	Calibrator / Master	Traceability
1	Master Sound Meter, SVAN949,sn:8571	IEC61672
2	Sound Calibrator, SV30A sn:32580	IEC60942

Ambient conditions

Temperature (20...26)°C

Humidity (20...60)%RH

Measuring procedure

Calibrated by Type 1 Sound Calibrator with Master Sound Level Meter under 1kHz Frequency.

Uncertainty

+/- 0.2dB for probability not less than 95%.

Conformity

1. The resulted values were those obtained at the time of test and applies only to the item calibrated.
2. The measurement uncertainty was calculated according to the regulations of GUM with the coverage factor k=2 and contains the uncertainty of the measuring procedure and the uncertainty of the measuring system.
3. The equipment being used in this calibration are regularly calibrated by laboratory according to ISO/IEC17025.
4. HKAS has accredited this laboratory (HOKLAS 267) for specific calibration activities as listed in the HOKLAS directory of accredited laboratories.
5. The calibrations certificate may not be reproduced.

Measured value(s) **within** the allowable deviation.

Performed by

Calibration Technician

Approved by

Quality Manager

CALIBRATION CERTIFICATE


Calibration Item: Minimate Plus Unit (Calibration with Geophone BG14852)
 Model No.: 716A0403
 Serial No.: BE15890
 Calibration Date: 12 March 2020
 Next Calibration Date: 12 March 2021
 Method Used: In-house Method B3-001
 In-house Testing Procedure No.: B3-001

<u>Test References</u>	<u>Model</u>	<u>Serial No.</u>
Blastmate III	714A0801	BA15521
ISEE Triaxial Geophone	714A9701	BG14463
GLOBAL SPECIALISTS 3MHz*	2030	256812
Stanford Spectrum Analyzer	SR760	41550
Aglient Multimeter*	34410A	MY47011119
HP Distortion Meter*	339A	810699
Bruel & Kjaer Accelerometer*	4370	30323
Bruel & Kjaer Charge Amplifier*	2647	2518810
Bruel & Kjaer Conditional Amplifier*	269	2152173
LDS Air Cooled Vibrator	V556	92794/1
LDS Field Power Supply	FPS10L	ARA 04/05
LDS Power Amplifier	PA1000L	ARA 07/06

*References are traceable to NIST or equivalent.

INSTANTEL INC. hereby certifies that this unit has been calibrated and that the results are consistent with the specifications published regarding this instrument. The SENSORCHECK feature of the unit is sufficiently reliable to indicate proper operation, although it is recommended that this unit be sent to INSTANTEL or an authorized service center for regular calibration.

Authorized by: _____


 (Au Yeung Hang Chuen, Isaac)

Date: 12 March 2020

CALIBRATION CERTIFICATE

Calibration Item: TRIAXIAL GEOPHONE (Calibration with main unit BE15890)
Part Number: 714A9701
Serial No.: BG14852
Calibration Date: 12 March 2020
Next Calibration Date: 12 March 2021
Method Used: In-house Method B3-001
In-house Testing Procedure No.: B3-001

<u>Test References</u>	<u>Model</u>	<u>Serial No.</u>
Blastmate III	714A0801	BA15521
ISEE Triaxial Geophone	714A9701	BG14463
GLOBAL SPECIALISTS 3MHz*	2030	256812
Stanford Spectrum Analyzer	SR760	41550
Aglient Multimeter*	34410A	MY47011119
HP Distortion Meter*	339A	810699
Bruel & Kjaer Accelerometer*	4370	30323
Bruel & Kjaer Charge Amplifier*	2647	2518810
Bruel & Kjaer Conditional Amplifier*	269	2152173
LDS Air Cooled Vibrator	V556	92794/1
LDS Field Power Supply	FPS10L	ARA 04/05
LDS Power Amplifier	PA1000L	ARA 07/06

*References are traceable to NIST or equivalent.

INSTANTEL INC. hereby certifies that this unit has been calibrated and that the results are consistent with the specifications published regarding this instrument. The SENSORCHECK feature of the unit is sufficiently reliable to indicate proper operation, although it is recommended that this unit be sent to INSTANTEL or an authorized service center for regular calibration.

Authorized by: _____

(Au Yeung Hang Chuen, Isaac)

Date: 12 March 2020

CALIBRATION CERTIFICATE

Calibration Item: Linear Microphone (Calibration with main unit
BE15890)
Model No.: 714A9801
Serial No.: BH11455
Calibration Date: 12 March 2020
Next Calibration Date: 12 March 2021
Method Used: In-house Method MM-002
In-house Testing Procedure No.: MM-002

<u>Test References</u>	<u>Model</u>	<u>Serial No.</u>
Blastmate III	714A0801	BA15521
Linear Microphone	714A9801	BH11561
GLOBAL SPECIALISTS 3MHz*	2030	256812
Stanford Spectrum Analyzer	SR760	41550
Aglient Multimeter*	34410A	MY47011119
HP Distortion Meter*	339A	810699
Bruel & Kjaer Microphone*	4193	2677340
Low Frequency Calibrator*	42AE	105366
Bruel & Kjaer Conditional Amplifier*	269	2152173

*References are traceable to NIST or equivalent.

INSTANTEL INC. hereby certifies that this unit has been calibrated and that the results are consistent with the specifications published regarding this instrument. The SENSORCHECK feature of the unit is sufficiently reliable to indicate proper operation, although it is recommended that this unit be sent to INSTANTEL or an authorized service center for regular calibration.

Authorized by: _____

(Au Yeung Hang Chuen, Isaac)

Date: 12 March 2020

CALIBRATION CERTIFICATE

Calibration Item: TRIAXIAL GEOPHONE (Calibration with main unit BE16223)
Part Number: 714A9701
Serial No.: BG16955
Calibration Date: 12 March 2020
Next Calibration Date: 12 March 2021
Method Used: In-house Method B3-001
In-house Testing Procedure No.: B3-001

<u>Test References</u>	<u>Model</u>	<u>Serial No.</u>
Blastmate III	714A0801	BA15521
ISEE Triaxial Geophone	714A9701	BG14463
GLOBAL SPECIALISTS 3MHz*	2030	256812
Stanford Spectrum Analyzer	SR760	41550
Aglient Multimeter*	34410A	MY47011119
HP Distortion Meter*	339A	810699
Bruel & Kjaer Accelerometer*	4370	30323
Bruel & Kjaer Charge Amplifier*	2647	2518810
Bruel & Kjaer Conditional Amplifier*	269	2152173
LDS Air Cooled Vibrator	V556	92794/1
LDS Field Power Supply	FPS10L	ARA 04/05
LDS Power Amplifier	PA1000L	ARA 07/06

*References are traceable to NIST or equivalent.

INSTANTEL INC. hereby certifies that this unit has been calibrated and that the results are consistent with the specifications published regarding this instrument. The SENSORCHECK feature of the unit is sufficiently reliable to indicate proper operation, although it is recommended that this unit be sent to INSTANTEL or an authorized service center for regular calibration.

Authorized by: _____

(Au Yeung Hang Chuen, Isaac)

Date: 12 March 2020

CALIBRATION CERTIFICATE

Calibration Item: Linear Microphone (Calibration with main unit BE16223)
Model No.: 714A9801
Serial No.: BH11458
Calibration Date: 12 March 2020
Next Calibration Date: 12 March 2021
Method Used: In-house Method MM-002
In-house Testing Procedure No.: MM-002

<u>Test References</u>	<u>Model</u>	<u>Serial No.</u>
Blastmate III	714A0801	BA15521
Linear Microphone	714A9801	BH11561
GLOBAL SPECIALISTS 3MHz*	2030	256812
Stanford Spectrum Analyzer	SR760	41550
Aglient Multimeter*	34410A	MY47011119
HP Distortion Meter*	339A	810699
Bruel & Kjaer Microphone*	4193	2677340
Low Frequency Calibrator*	42AE	105366
Bruel & Kjaer Conditional Amplifier*	269	2152173

*References are traceable to NIST or equivalent.

INSTANTEL INC. hereby certifies that this unit has been calibrated and that the results are consistent with the specifications published regarding this instrument. The SENSORCHECK feature of the unit is sufficiently reliable to indicate proper operation, although it is recommended that this unit be sent to INSTANTEL or an authorized service center for regular calibration.

Authorized by: _____

(Au Yeung Hang Chuen, Isaac)

Date: 12 March 2020

CALIBRATION CERTIFICATE


Calibration Item: TRIAXIAL GEOPHONE (Calibration with main unit BE15891)
Part Number: 714A9701
Serial No.: BG15353
Calibration Date: 26 February 2020
Next Calibration Date: 26 February 2021
Method Used: In-house Method B3-001
In-house Testing Procedure No.: B3-001

Test References	Model	Serial No.
Blastmate III	714A0801	BA15521
ISEE Triaxial Geophone	714A9701	BG14463
GLOBAL SPECIALISTS 3MHz*	2030	256812
Stanford Spectrum Analyzer	SR760	41550
Aglient Multimeter*	34410A	MY47011119
HP Distortion Meter*	339A	810699
Bruel & Kjaer Accelerometer*	4370	30323
Bruel & Kjaer Charge Amplifier*	2647	2518810
Bruel & Kjaer Conditional Amplifier*	269	2152173
LDS Air Cooled Vibrator	V556	92794/1
LDS Field Power Supply	FPS10L	ARA 04/05
LDS Power Amplifier	PA1000L	ARA 07/06

*References are traceable to NIST or equivalent.

INSTANTEL INC. hereby certifies that this unit has been calibrated and that the results are consistent with the specifications published regarding this instrument. The SENSORCHECK feature of the unit is sufficiently reliable to indicate proper operation, although it is recommended that this unit be sent to INSTANTEL or an authorized service center for regular calibration.

Authorized by: _____


(Au Yeung Hang Chuen, Isaac)

Date: 26 February 2020

CALIBRATION CERTIFICATE

Calibration Item: Minimate Plus Unit (Calibration with Geophone BG15180)
 Model No.: 716A0403
 Serial No.: BE15894
 Calibration Date: 24 February 2020
 Next Calibration Date: 24 February 2021
 Method Used: In-house Method B3-001
 In-house Testing Procedure No.: B3-001

Test References	Model	Serial No.
Blastmate III	714A0801	BA15521
ISEE Triaxial Geophone	714A9701	BG14463
GLOBAL SPECIALISTS 3MHz*	2030	256812
Stanford Spectrum Analyzer	SR760	41550
Aglient Multimeter*	34410A	MY47011119
HP Distortion Meter*	339A	810699
Bruel & Kjaer Accelerometer*	4370	30323
Bruel & Kjaer Charge Amplifier*	2647	2518810
Bruel & Kjaer Conditional Amplifier*	269	2152173
LDS Air Cooled Vibrator	V556	92794/1
LDS Field Power Supply	FPS10L	ARA 04/05
LDS Power Amplifier	PA1000L	ARA 07/06

*References are traceable to NIST or equivalent.

INSTANTEL INC. hereby certifies that this unit has been calibrated and that the results are consistent with the specifications published regarding this instrument. The SENSORCHECK feature of the unit is sufficiently reliable to indicate proper operation, although it is recommended that this unit be sent to INSTANTEL or an authorized service center for regular calibration.

Authorized by: _____
 (Au Yeung Hang Chuen, Isaac)
 Date: 24 February 2020

CALIBRATION CERTIFICATE


Calibration Item: TRIAXIAL GEOPHONE (Calibration with main unit BE15894)
Part Number: 714A9701
Serial No.: BG15180
Calibration Date: 24 February 2020
Next Calibration Date: 24 February 2021
Method Used: In-house Method B3-001
In-house Testing Procedure No.: B3-001

Test References	Model	Serial No.
Blastmate III	714A0801	BA15521
ISEE Triaxial Geophone	714A9701	BG14463
GLOBAL SPECIALISTS 3MHz*	2030	256812
Stanford Spectrum Analyzer	SR760	41550
Aglient Multimeter*	34410A	MY47011119
HP Distortion Meter*	339A	810699
Bruel & Kjaer Accelerometer*	4370	30323
Bruel & Kjaer Charge Amplifier*	2647	2518810
Bruel & Kjaer Conditional Amplifier*	269	2152173
LDS Air Cooled Vibrator	V556	92794/1
LDS Field Power Supply	FPS10L	ARA 04/05
LDS Power Amplifier	PA1000L	ARA 07/06

*References are traceable to NIST or equivalent.

INSTANTEL INC. hereby certifies that this unit has been calibrated and that the results are consistent with the specifications published regarding this instrument. The SENSORCHECK feature of the unit is sufficiently reliable to indicate proper operation, although it is recommended that this unit be sent to INSTANTEL or an authorized service center for regular calibration.

Authorized by: _____


(Au Yeung Hang Chuen, Isaac)

Date: 24 February 2020

CALIBRATION CERTIFICATE

Calibration Item: Minimate Plus Unit (Calibration with Geophone
 BG20673)
 Model No.: 716A0403
 Serial No.: BE13849
 Calibration Date: 26 February 2020
 Next Calibration Date: 26 February 2021
 Method Used: In-house Method B3-001
 In-house Testing Procedure No.: B3-001

Test References	Model	Serial No.
Blastmate III	714A0801	BA15521
ISEE Triaxial Geophone	714A9701	BG14463
GLOBAL SPECIALISTS 3MHz*	2030	256812
Stanford Spectrum Analyzer	SR760	41550
Aglient Multimeter*	34410A	MY47011119
HP Distortion Meter*	339A	810699
Bruel & Kjaer Accelerometer*	4370	30323
Bruel & Kjaer Charge Amplifier*	2647	2518810
Bruel & Kjaer Conditional Amplifier*	269	2152173
LDS Air Cooled Vibrator	V556	92794/1
LDS Field Power Supply	FPS10L	ARA 04/05
LDS Power Amplifier	PA1000L	ARA 07/06

*References are traceable to NIST or equivalent.

INSTANTEL INC. hereby certifies that this unit has been calibrated and that the results are consistent with the specifications published regarding this instrument. The SENSORCHECK feature of the unit is sufficiently reliable to indicate proper operation, although it is recommended that this unit be sent to INSTANTEL or an authorized service center for regular calibration.

Authorized by: _____

(Au Yeung Hang Chuen, Isaac)

Date: 26 February 2020

CALIBRATION CERTIFICATE

Calibration Item: Linear Microphone (Calibration with main unit BE13849)
Model No.: 714A9801
Serial No.: BH13154
Calibration Date: 26 February 2020
Next Calibration Date: 26 February 2021
Method Used: In-house Method MM-002
In-house Testing Procedure No.: MM-002

Test References	Model	Serial No.
Blastmate III	714A0801	BA15521
Linear Microphone	714A9801	BH11561
GLOBAL SPECIALISTS 3MHz*	2030	256812
Stanford Spectrum Analyzer	SR760	41550
Aglient Multimeter*	34410A	MY47011119
HP Distortion Meter*	339A	810699
Bruel & Kjaer Microphone*	4193	2677340
Low Frequency Calibrator*	42AE	105366
Bruel & Kjaer Conditional Amplifier*	269	2152173

*References are traceable to NIST or equivalent.

INSTANTEL INC. hereby certifies that this unit has been calibrated and that the results are consistent with the specifications published regarding this instrument. The SENSORCHECK feature of the unit is sufficiently reliable to indicate proper operation, although it is recommended that this unit be sent to INSTANTEL or an authorized service center for regular calibration.

Authorized by: _____ *Au*

(Au Yeung Hang Chuen, Isaac)

Date: 26 February 2020

CALIBRATION CERTIFICATE

Calibration Item: TRIAXIAL GEOPHONE (Calibration with main unit BE13849)
Part Number: 714A9701
Serial No.: BG20673
Calibration Date: 26 February 2020
Next Calibration Date: 26 February 2021
Method Used: In-house Method B3-001
In-house Testing Procedure No.: B3-001

Test References	Model	Serial No.
Blastmate III	714A0801	BA15521
ISEE Triaxial Geophone	714A9701	BG14463
GLOBAL SPECIALISTS 3MHz*	2030	256812
Stanford Spectrum Analyzer	SR760	41550
Aglient Multimeter*	34410A	MY47011119
HP Distortion Meter*	339A	810699
Bruel & Kjaer Accelerometer*	4370	30323
Bruel & Kjaer Charge Amplifier*	2647	2518810
Bruel & Kjaer Conditional Amplifier*	269	2152173
LDS Air Cooled Vibrator	V556	92794/1
LDS Field Power Supply	FPS10L	ARA 04/05
LDS Power Amplifier	PA1000L	ARA 07/06

*References are traceable to NIST or equivalent.

INSTANTEL INC. hereby certifies that this unit has been calibrated and that the results are consistent with the specifications published regarding this instrument. The SENSORCHECK feature of the unit is sufficiently reliable to indicate proper operation, although it is recommended that this unit be sent to INSTANTEL or an authorized service center for regular calibration.

Authorized by: _____

(Au Yeung Hang Chuen, Isaac)

Date: 26 February 2020

CALIBRATION CERTIFICATE

Calibration Item: Minimate Plus Unit (Calibration with Geophone BG16512)
 Model No.: 716A0403
 Serial No.: BE13853
 Calibration Date: 24 February 2020
 Next Calibration Date: 24 February 2021
 Method Used: In-house Method B3-001
 In-house Testing Procedure No.: B3-001

Test References	Model	Serial No.
Blastmate III	714A0801	BA15521
ISEE Triaxial Geophone	714A9701	BG14463
GLOBAL SPECIALISTS 3MHz*	2030	256812
Stanford Spectrum Analyzer	SR760	41550
Aglient Multimeter*	34410A	MY47011119
HP Distortion Meter*	339A	810699
Bruel & Kjaer Accelerometer*	4370	30323
Bruel & Kjaer Charge Amplifier*	2647	2518810
Bruel & Kjaer Conditional Amplifier*	269	2152173
LDS Air Cooled Vibrator	V556	92794/1
LDS Field Power Supply	FPS10L	ARA 04/05
LDS Power Amplifier	PA1000L	ARA 07/06

*References are traceable to NIST or equivalent.

INSTANTEL INC. hereby certifies that this unit has been calibrated and that the results are consistent with the specifications published regarding this instrument. The SENSORCHECK feature of the unit is sufficiently reliable to indicate proper operation, although it is recommended that this unit be sent to INSTANTEL or an authorized service center for regular calibration.

Authorized by: _____

(Au Yeung Hang Chuen, Isaac)

Date: 24 February 2020

CALIBRATION CERTIFICATE


Calibration Item: TRIAXIAL GEOPHONE (Calibration with main unit BE13853)
Part Number: 714A9701
Serial No.: BG16512
Calibration Date: 24 February 2020
Next Calibration Date: 24 February 2021
Method Used: In-house Method B3-001
In-house Testing Procedure No.: B3-001

Test References	Model	Serial No.
Blastmate III	714A0801	BA15521
ISEE Triaxial Geophone	714A9701	BG14463
GLOBAL SPECIALISTS 3MHz*	2030	256812
Stanford Spectrum Analyzer	SR760	41550
Aglient Multimeter*	34410A	MY47011119
HP Distortion Meter*	339A	810699
Bruel & Kjaer Accelerometer*	4370	30323
Bruel & Kjaer Charge Amplifier*	2647	2518810
Bruel & Kjaer Conditional Amplifier*	269	2152173
LDS Air Cooled Vibrator	V556	92794/1
LDS Field Power Supply	FPS10L	ARA 04/05
LDS Power Amplifier	PA1000L	ARA 07/06

*References are traceable to NIST or equivalent.

INSTANTEL INC. hereby certifies that this unit has been calibrated and that the results are consistent with the specifications published regarding this instrument. The SENSORCHECK feature of the unit is sufficiently reliable to indicate proper operation, although it is recommended that this unit be sent to INSTANTEL or an authorized service center for regular calibration.

Authorized by: _____


(Au Yeung Hang Chuen, Isaac)

Date: 24 February 2020

CALIBRATION CERTIFICATE


Calibration Item: Minimate Plus Unit (Calibration with Geophone BG17240)
 Model No.: 716A0403
 Serial No.: BE20015
 Calibration Date: 26 February 2020
 Next Calibration Date: 26 February 2021
 Method Used: In-house Method B3-001
 In-house Testing Procedure No.: B3-001

Test References	Model	Serial No.
Blastmate III	714A0801	BA15521
ISEE Triaxial Geophone	714A9701	BG14463
GLOBAL SPECIALISTS 3MHz*	2030	256812
Stanford Spectrum Analyzer	SR760	41550
Aglient Multimeter*	34410A	MY47011119
HP Distortion Meter*	339A	810699
Bruel & Kjaer Accelerometer*	4370	30323
Bruel & Kjaer Charge Amplifier*	2647	2518810
Bruel & Kjaer Conditional Amplifier*	269	2152173
LDS Air Cooled Vibrator	V556	92794/1
LDS Field Power Supply	FPS10L	ARA 04/05
LDS Power Amplifier	PA1000L	ARA 07/06

*References are traceable to NIST or equivalent.

INSTANTEL INC. hereby certifies that this unit has been calibrated and that the results are consistent with the specifications published regarding this instrument. The SENSORCHECK feature of the unit is sufficiently reliable to indicate proper operation, although it is recommended that this unit be sent to INSTANTEL or an authorized service center for regular calibration.

Authorized by: _____


 (Au Yeung Hang Chuen, Isaac)

Date: 26 February 2020

CALIBRATION CERTIFICATE


Calibration Item: TRIAXIAL GEOPHONE (Calibration with main unit BE20015)
Part Number: 714A9701
Serial No.: BG17240
Calibration Date: 26 February 2020
Next Calibration Date: 26 February 2021
Method Used: In-house Method B3-001
In-house Testing Procedure No.: B3-001

<u>Test References</u>	<u>Model</u>	<u>Serial No.</u>
Blastmate III	714A0801	BA15521
ISEE Triaxial Geophone	714A9701	BG14463
GLOBAL SPECIALISTS 3MHz*	2030	256812
Stanford Spectrum Analyzer	SR760	41550
Aglient Multimeter*	34410A	MY47011119
HP Distortion Meter*	339A	810699
Bruel & Kjaer Accelerometer*	4370	30323
Bruel & Kjaer Charge Amplifier*	2647	2518810
Bruel & Kjaer Conditional Amplifier*	269	2152173
LDS Air Cooled Vibrator	V556	92794/1
LDS Field Power Supply	FPS10L	ARA 04/05
LDS Power Amplifier	PA1000L	ARA 07/06

*References are traceable to NIST or equivalent.

INSTANTEL INC. hereby certifies that this unit has been calibrated and that the results are consistent with the specifications published regarding this instrument. The SENSORCHECK feature of the unit is sufficiently reliable to indicate proper operation, although it is recommended that this unit be sent to INSTANTEL or an authorized service center for regular calibration.

Authorized by: _____


(Au Yeung Hang Chuen, Isaac)

Date: 26 February 2020

CALIBRATION CERTIFICATE

Calibration Item: Linear Microphone (Calibration with main unit BE20015)
Model No.: 714A9801
Serial No.: BH12658
Calibration Date: 26 February 2020
Next Calibration Date: 26 February 2021
Method Used: In-house Method MM-002
In-house Testing Procedure No.: MM-002

<u>Test References</u>	<u>Model</u>	<u>Serial No.</u>
Blastmate III	714A0801	BA15521
Linear Microphone	714A9801	BH11561
GLOBAL SPECIALISTS 3MHz*	2030	256812
Stanford Spectrum Analyzer	SR760	41550
Aglient Multimeter*	34410A	MY47011119
HP Distortion Meter*	339A	810699
Bruel & Kjaer Microphone*	4193	2677340
Low Frequency Calibrator*	42AE	105366
Bruel & Kjaer Conditional Amplifier*	269	2152173

*References are traceable to NIST or equivalent.

INSTANTEL INC. hereby certifies that this unit has been calibrated and that the results are consistent with the specifications published regarding this instrument. The SENSORCHECK feature of the unit is sufficiently reliable to indicate proper operation, although it is recommended that this unit be sent to INSTANTEL or an authorized service center for regular calibration.

Authorized by: _____

(Au Yeung Hang Chuen, Isaac)

Date: 26 February 2020


CALIBRATION CERTIFICATE

Calibration Item: TRIAXIAL GEOPHONE (Calibration with main unit UM12907)
 Part Number: 721A2901
 Serial No.: UM12907
 Calibration Date: 24 February 2020
 Next Calibration Date: 24 February 2021
 Method Used: In-house Method MM-001
 In-house Testing Procedure No.: MM-001

Test References	Model	Serial No.
Blastmate III	714A0801	BA15521
ISEE Triaxial Geophone	714A9701	BG14463
GLOBAL SPECIALISTS 3MHz*	2030	256812
Stanford Spectrum Analyzer	SR760	41550
Aglient Multimeter*	34410A	MY47011119
HP Distortion Meter*	339A	810699
Bruel & Kjaer Accelerometer*	4370	30323
Bruel & Kjaer Charge Amplifier*	2647	2518810
Bruel & Kjaer Conditional Amplifier*	269	2152173
LDS Air Cooled Vibrator	V556	92794/1
LDS Field Power Supply	FPS10L	ARA 04/05
LDS Power Amplifier	PA1000L	ARA 07/06

*References are traceable to NIST or equivalent.

INSTANTEL INC. hereby certifies that this unit has been calibrated and that the results are consistent with the specifications published regarding this instrument. The SENSORCHECK feature of the unit is sufficiently reliable to indicate proper operation, although it is recommended that this unit be sent to INSTANTEL or an authorized service center for regular calibration.

Authorized by: 
 (Leung Man Hin, Eric)
 Date: 24 February 2020

CALIBRATION CERTIFICATE

Calibration Item: Micromate Linear Microphone (Calibration with main unit UM12907)
Model No.: 721A0201
Serial No.: UL3398
Calibration Date: 24 February 2020
Next Calibration Date: 24 February 2021
Method Used: In-house Method MM-002
In-house Testing Procedure No.: MM-002

<u>Test References</u>	<u>Model</u>	<u>Serial No.</u>
Blastmate III	714A0801	BA15521
Linear Microphone	714A9801	BH11561
GLOBAL SPECIALISTS 3MHz*	2030	256812
Stanford Spectrum Analyzer	SR760	41550
Agilent Multimeter*	34410A	MY47011119
HP Distortion Meter*	339A	810699
Bruel & Kjaer Microphone*	4193	2677340
Low Frequency Calibrator*	42AE	105366
Bruel & Kjaer Conditional Amplifier*	269	2152173

*References are traceable to NIST or equivalent.

INSTANTEL INC. hereby certifies that this unit has been calibrated and that the results are consistent with the specifications published regarding this instrument. The SENSORCHECK feature of the unit is sufficiently reliable to indicate proper operation, although it is recommended that this unit be sent to INSTANTEL or an authorized service center for regular calibration.

Authorized by: _____


(Leung Man Hin, Eric)

Date: 24 February 2020

CALIBRATION CERTIFICATE

Calibration Item: Micromate Unit (Calibration with Geophone
UM12907)
Model No.: 721A2501
Serial No.: UM12907
Calibration Date: 24 February 2020
Next Calibration Date: 24 February 2021
Method Used: In-house Method MM-001
In-house Testing Procedure No.: MM-001

<u>Test References</u>	<u>Model</u>	<u>Serial No.</u>
Blastmate III	714A0801	BA15521
ISEE Triaxial Geophone	714A9701	BG14463
GLOBAL SPECIALISTS 3MHz*	2030	256812
Stanford Spectrum Analyzer	SR760	41550
Aglient Multimeter*	34410A	MY47011119
HP Distortion Meter*	339A	810699
Bruel & Kjaer Accelerometer*	4370	30323
Bruel & Kjaer Charge Amplifier*	2647	2518810
Bruel & Kjaer Conditional Amplifier*	269	2152173
LDS Air Cooled Vibrator	V556	92794/1
LDS Field Power Supply	FPS10L	ARA 04/05
LDS Power Amplifier	PA1000L	ARA 07/06

*References are traceable to NIST or equivalent.

INSTANTEL INC. hereby certifies that this unit has been calibrated and that the results are consistent with the specifications published regarding this instrument. The SENSORCHECK feature of the unit is sufficiently reliable to indicate proper operation, although it is recommended that this unit be sent to INSTANTEL or an authorized service center for regular calibration.

Authorized by: _____


(Leung Man Hin, Eric)

Date: 24 February 2020

TEST REPORT

APPLICANT: Cinotech Consultants Limited
RM 1710, Technology Park,
18 On Lai Street,
Shatin, N.T., Hong Kong

Test Report No.:	33981
Date of Issue:	2020-09-01
Date Received:	2020-08-27
Date Tested:	2020-08-27 to 2020-09-01
Date Completed:	2020-09-01

ATTN: Mr. Henry Leung

Page: 1 of 2

Certificate of Calibration

Item for calibrati

YSI EXO1 Multiparameter Sondes	Equipment No.:	SW-08-06
Manufacturer:	YSI Incorporated, a Xylem brand	
Description:	Model No.	Serial No.
- EXO1 Sonde, 100 meter Depth, 4 Sensor ports	599501-02	16J100680
- EXO Optical DO Sensor, Ti	599100-01	16H102985
- EXO conductivity/Temperature Sensor, Ti	599870	16G102307
- EXO Turbidity Sensor, Ti	599101-01	16H102463
- EXO pH Sensor Assembly, Guarded, Ti	599701	17B103615

Test conditions:

Room Temperature : 17-22 degree Celsius
Relative Humidity : 40-70%

Test Specifications:

Performance checking for Conductivity, Temperature, pH, Dissolved oxygen (D.O.) and Turbidity

Methodology:

According to manufacturer instruction manual, APHA 20e 4500-O C

PREPARED AND CHECKED BY:

For and On Behalf of **WELLAB Ltd.**



PATRICK TSE
General Manager

TEST REPORT

Test Report No.:	33981
Date of Issue:	2020-09-01
Date Received:	2020-08-27
Date Tested:	2020-08-27 to 2020-09-01
Date Completed:	2020-09-01
Page:	2 of 2

Certificate of Calibration

Results:

Conductivity performance checking

	Instrument Readings ($\mu\text{S}/\text{cm}$)	Acceptance Criteria	Comment
KCl stock solution (12890 $\mu\text{S}/\text{cm}$)	13000	12246-13534	Pass

Temperature performance checking

Reference thermometer- E431 Readings ($^{\circ}\text{C}$)	Instrument Readings ($^{\circ}\text{C}$)	Correction ($^{\circ}\text{C}$)	Comment
20.0	20.001	-0.001	N/A

pH performance checking

	Instrument Readings (pH unit)	Acceptance Criteria	Comment
pH QC buffer 4.00	4.06	4.00 ± 0.10	Pass
pH QC buffer 6.86	6.84	6.86 ± 0.10	Pass
pH QC buffer 9.18	9.16	9.18 ± 0.10	Pass

D.O. performance checking

	Instrument Readings (mg/L)	Acceptance Criteria	Comment
Zero DO solution	0.09	$<0.1\text{mg}/\text{L}$	Pass

Winkler Titration value (mg/L)	Instrument Readings (mg/L)	Acceptance Criteria	Comment
8.00	8.12	Difference between Titration value and instrument reading $<0.2\text{mg}/\text{L}$	Pass

Turbidity performance checking

Turbidity stock solution	Instrument Readings (NTU)	Acceptance Criteria	Comment
10 NTU	10.08	9.0-11.0	Pass
50 NTU	49.67	45.0-55.0	Pass
100 NTU	100.6	90.0-110.0	Pass

Depth performance checking

Water Depth	Instrument Readings (m)	Acceptance Criteria	Comment
0.5 meter	0.50	0.45-0.55	Pass

*****END OF REPORT*****