

Appendix F - 24-hour TSP Monitoring Results

Location AM1 - Tin Hau Temple

Start Date	Weather	Filter Weight (g)		Particulate	Elapse Time		Sampling	Flow Rate (m ³ /min.)		Av. flow	Total vol.	Conc.
	Condition	Initial	Final	Weight (g)	Initial	Final	Time(hrs.)	Initial	Final	(m ³ /min)	(m ³)	(µg/m ³)
5-Nov-20	Sunny	3.5074	3.7194	0.2120	7326.5	7350.5	24.0	1.24	1.23	1.23	1778.1	119.2
10-Nov-20	Sunny	3.4873	3.6740	0.1867	7566.5	7590.5	24.0	1.23	1.23	1.23	1771.1	105.4
16-Nov-20	Sunny	3.5174	3.7511	0.2337	7590.5	7614.5	24.0	1.23	1.22	1.22	1763.9	132.5
21-Nov-20	Sunny	3.4781	3.5851	0.1070	7614.5	7638.5	24.0	1.23	1.22	1.22	1763.2	60.7
26-Nov-20	Sunny	3.3837	3.5400	0.1563	7638.5	7662.5	24.0	1.23	1.23	1.23	1768.9	88.4
											Min	60.7
											Max	132.5
											Average	101.2

Location AM2 - Sai Tso Wan Recreation Ground

Start Date	Weather	Filter Weight (g)		Particulate	Elapse Time		Sampling	Flow Rate (m ³ /min.)		Av. flow	Total vol.	Conc.
	Condition	Initial	Final	Weight (g)	Initial	Final	Time(hrs.)	Initial	Final	(m ³ /min)	(m ³)	(µg/m ³)
5-Nov-20	Sunny	3.4932	3.5838	0.0906	28576.8	28600.8	24.0	1.24	1.23	1.23	1775.5	51.0
10-Nov-20	Sunny	3.2731	3.3797	0.1066	28600.8	28624.8	24.0	1.24	1.24	1.24	1781.9	59.8
16-Nov-20	Sunny	3.4987	3.6028	0.1041	28624.8	28648.8	24.0	1.23	1.22	1.23	1765.0	59.0
21-Nov-20	Sunny	3.3391	3.4101	0.0710	28648.8	28672.8	24.0	1.23	1.22	1.23	1764.2	40.2
26-Nov-20	Sunny	3.315	3.4180	0.1030	28672.8	28696.8	24.0	1.23	1.23	1.23	1769.9	58.2
											Min	40.2
											Max	59.8
											Average	53.7

Location AM3 - Yau Lai Estate, Bik Lai House

Start Date	Weather	Filter Weight (g)		Particulate	Elapse Time		Sampling	Flow Rate (m ³ /min.)		Av. flow	Total vol.	Conc.
	Condition	Initial	Final	Weight (g)	Initial	Final	Time(hrs.)	Initial	Final	(m ³ /min)	(m ³)	(µg/m ³)
5-Nov-20	Sunny	3.5193	3.6475	0.1282	2932.0	2956.0	24.0	1.24	1.23	1.24	1779.9	72.0
10-Nov-20	Sunny	3.4778	3.6779	0.2001	2956.0	2980.0	24.0	1.23	1.23	1.23	1773.9	112.8
16-Nov-20	Sunny	3.5055	3.6834	0.1779	2980.0	3004.0	24.0	1.23	1.23	1.23	1766.4	100.7
21-Nov-20	Sunny	3.4979	3.5981	0.1002	3004.0	3028.0	24.0	1.23	1.23	1.23	1765.7	56.7
26-Nov-20	Sunny	3.2901	3.4412	0.1511	3028.0	3052.0	24.0	1.23	1.23	1.23	1771.6	85.3
											Min	56.7
											Max	112.8
											Average	85.5

Appendix F - 24-hour TSP Monitoring Results

Location AM4(A) - Cha Kwo Ling Public Cargo Working Area Administrative Office

Start Date	Weather	Filter Weight (g)		Particulate	Elapse Time		Sampling	Flow Rate (m ³ /min.)		Av. flow	Total vol.	Conc.
	Condition	Initial	Final	Weight (g)	Initial	Final	Time(hrs.)	Initial	Final	(m ³ /min)	(m ³)	(µg/m ³)
5-Nov-20	Sunny	3.5074	3.6684	0.1610	13818.8	13842.8	24.0	1.24	1.23	2.43	3503.2	46.0
10-Nov-20	Sunny	3.4944	3.6317	0.1373	13842.8	13866.8	24.0	1.23	1.23	2.40	3458.4	39.7
16-Nov-20	Sunny	3.4826	3.6352	0.1526	13866.8	13890.8	24.0	1.22	1.22	2.40	3458.4	44.1
21-Nov-20	Sunny	3.4939	3.5728	0.0789	13890.8	13914.8	24.0	1.22	1.22	2.40	3458.4	22.8
26-Nov-20	Sunny	3.3067	3.4472	0.1405	13914.8	13938.8	24.0	1.23	1.23	2.40	3458.4	40.6
											Min	22.8
											Max	46.0
											Average	38.6

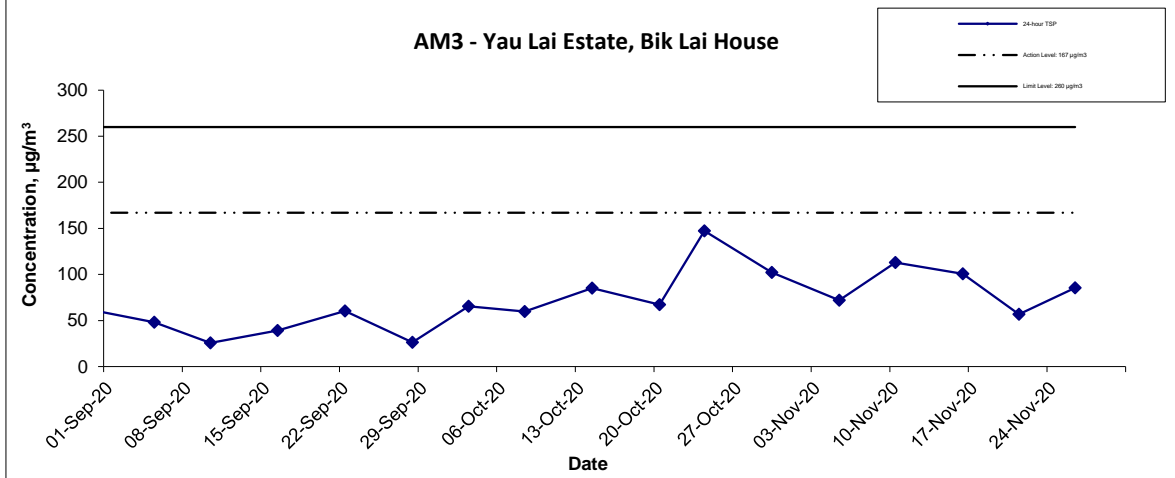
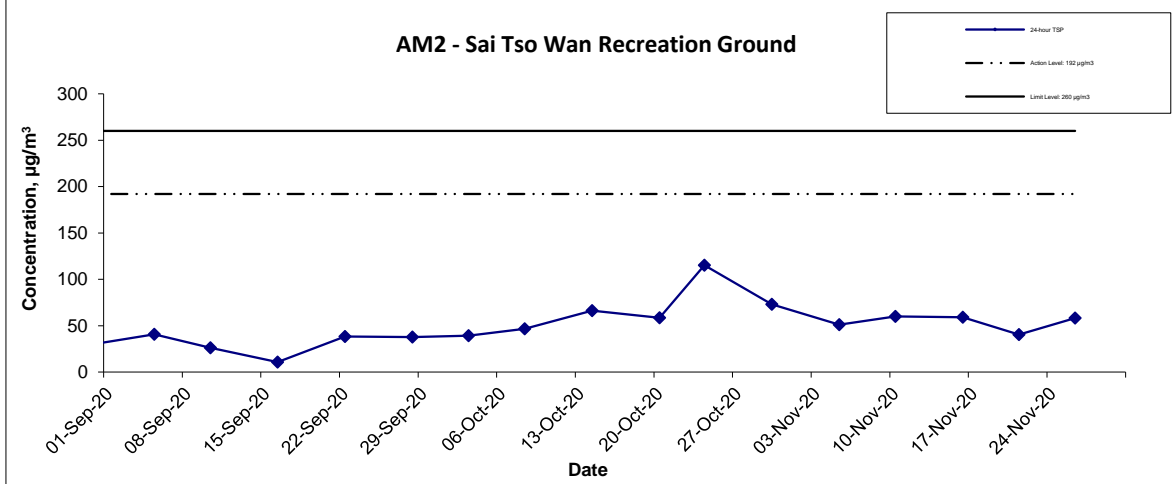
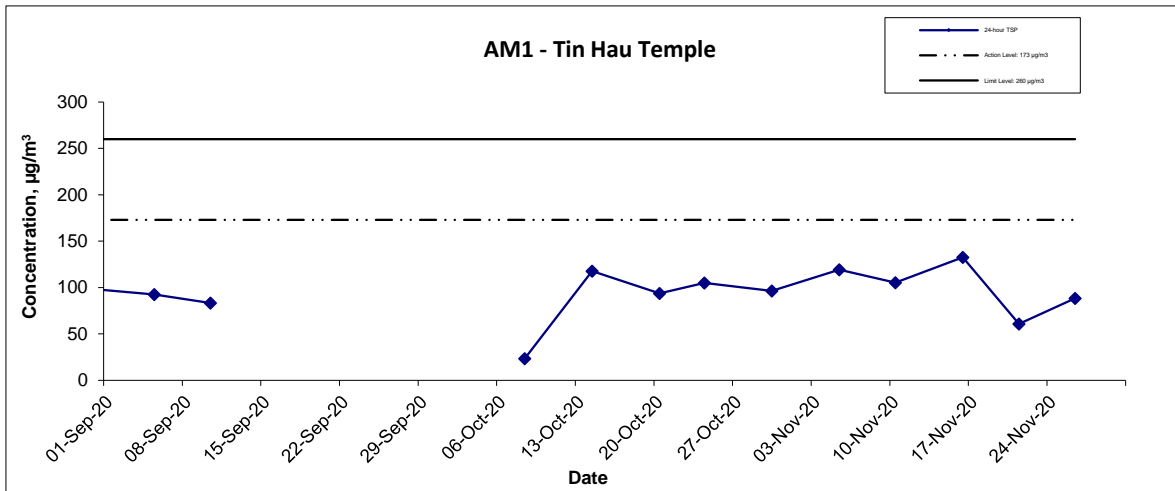
Location AM5(A) - Tseung Kwan O DSD Desilting Compound

Start Date	Weather	Filter Weight (g)		Particulate	Elapse Time		Sampling	Flow Rate (m ³ /min.)		Av. flow	Total vol.	Conc.
	Condition	Initial	Final	Weight (g)	Initial	Final	Time(hrs.)	Initial	Final	(m ³ /min)	(m ³)	(µg/m ³)
5-Nov-20	Sunny	3.4929	3.6127	0.1198	30291.9	30315.9	24.0	1.24	1.23	1.23	1778.2	67.4
10-Nov-20	Sunny	3.2824	3.4444	0.1620	30315.9	30339.9	24.0	1.23	1.23	1.23	1771.5	91.4
16-Nov-20	Sunny	3.5261	3.6650	0.1389	30339.9	30363.9	24.0	1.23	1.22	1.23	1764.6	78.7
21-Nov-20	Sunny	3.3543	3.4247	0.0704	30363.9	30387.9	24.0	1.23	1.22	1.22	1763.9	39.9
26-Nov-20	Sunny	3.2877	3.3848	0.0971	30387.9	30411.9	24.0	1.23	1.23	1.23	1769.4	54.9
											Min	39.9
											Max	91.4
											Average	66.5


Location AM6(A) - Park Central, L1/F Open Space Area

Start Date	Weather	Filter Weight (g)		Particulate	Elapse Time		Sampling	Flow Rate (m ³ /min.)		Av. flow	Total vol.	Conc.
	Condition	Initial	Final	Weight (g)	Initial	Final	Time(hrs.)	Initial	Final	(m ³ /min)	(m ³)	(µg/m ³)
5-Nov-20	Sunny	3.5145	3.5640	0.0495	2191.8	2215.8	24.0	1.24	1.23	2.49	3582.1	13.8
10-Nov-20	Sunny	3.3434	3.4184	0.0750	2215.8	2239.8	24.0	1.24	1.24	2.49	3582.1	20.9
16-Nov-20	Sunny	3.5148	3.5575	0.0427	2239.8	2263.8	24.0	1.24	1.24	1.24	1782.4	24.0
21-Nov-20	Sunny	3.3283	3.3582	0.0299	2263.8	2287.8	24.0	1.23	1.23	1.23	1775.0	16.8
26-Nov-20	Sunny	3.3274	3.3796	0.0522	2287.8	2311.8	24.0	1.23	1.23	1.23	1774.3	29.4
											Min	13.8
											Max	29.4
											Average	21.0

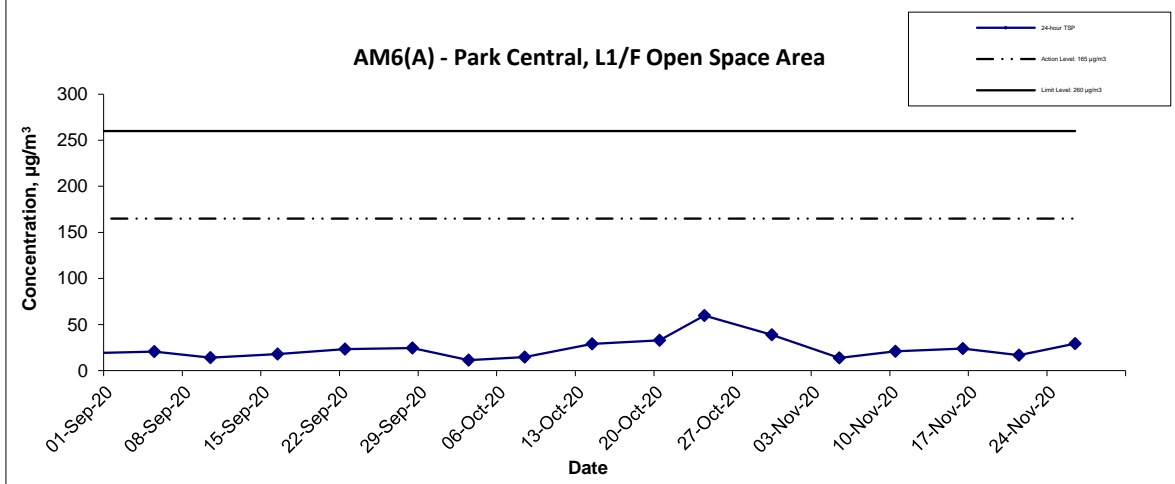
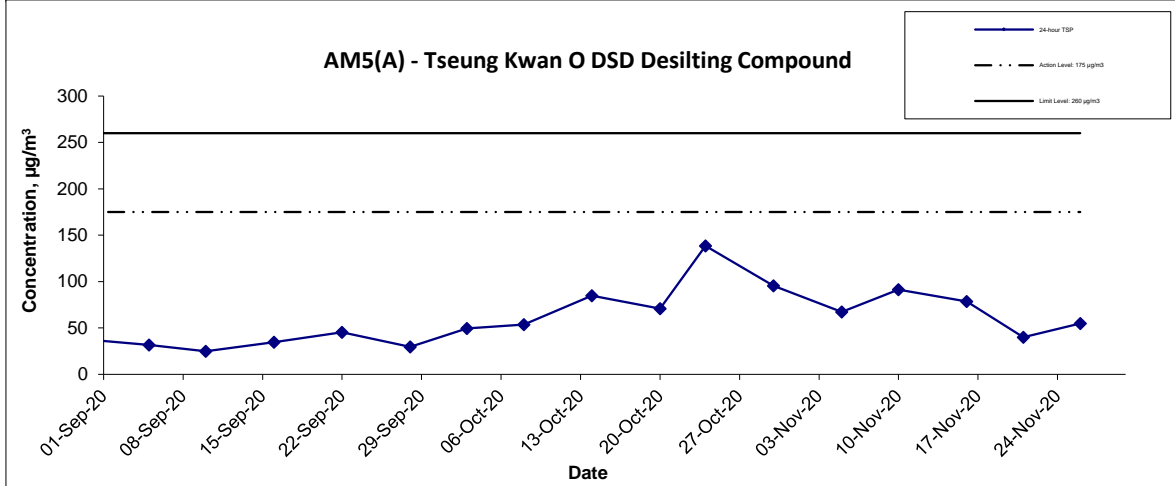
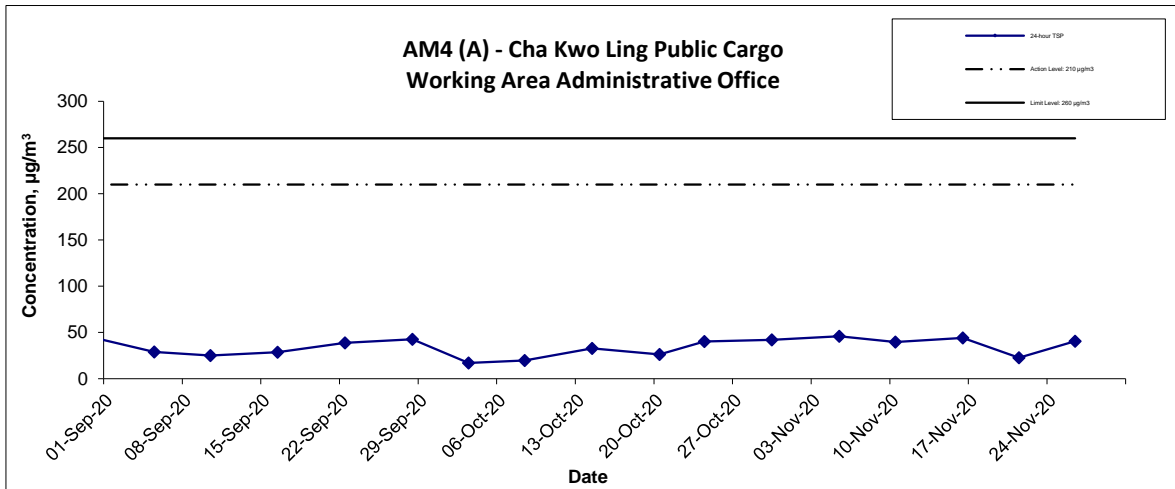
24-hr TSP Concentration Levels



*Measurement cannot be carried out for AM1 between 12 Sep 2020 - 7 Oct 2020 as no power supply due to technical problems in the system of the Temple.

Agreement No. CE/59/2015 (EP) Environmental Team for Tseung Kwan O - Lam Tin Tunnel - Design and Construction Graphical Presentation of 24-hour TSP Monitoring Results	Scale	Project	
	N.T.S	No. MA16034	
	Date	Appendix	
	Nov-20	F	

24-hr TSP Concentration Levels



Agreement No. CE/59/2015 (EP) Environmental Team for Tseung Kwan O - Lam Tin Tunnel - Design and Construction Graphical Presentation of 24-hour TSP Monitoring Results	Scale N.T.S	Project No. MA16034	
	Date Nov-20	Appendix F	