

Appendix G - Noise Monitoring Results

(0700-1900 hrs on Normal Weekdays)

Location CM1 - Nga Lai House, Yau Lai Estate Phase 1, Yau Tong							
Date	Time	Weather	Unit: dB (A) (30-min)				
			Measured Noise Level			Baseline Level	Construction Noise Level
			L _{eq}	L ₁₀	L ₉₀	L _{eq}	L _{eq}
02-Nov-20	11:30	Sunny	70.9	72.6	68.9	65.5	69
11-Nov-20	13:40	Sunny	72.5	74.3	69.2	65.5	72
17-Nov-20	17:16	Sunny	71.1	72.5	69.7	65.5	70
23-Nov-20	15:30	Cloudy	72.2	74.7	70.2	65.5	71

Location CM2 - Bik Lai House, Yau Lai Estate Phase 1, Yau Tong							
Date	Time	Weather	Unit: dB (A) (30-min)				
			Measured Noise Level			Baseline Level	Construction Noise Level
			L _{eq}	L ₁₀	L ₉₀	L _{eq}	L _{eq}
02-Nov-20	10:30	Sunny	73.6	76.1	69.8	63.6	73
11-Nov-20	13:00	Sunny	74.4	76.2	72.1	63.6	74
17-Nov-20	17:05	Sunny	71.6	73.0	70.1	63.6	71
23-Nov-20	16:00	Cloudy	72.6	74.9	70.6	63.6	72

Location CM3 - Block S, Yau Lai Estate Phase 5, Yau Tong							
Date	Time	Weather	Unit: dB (A) (30-min)				
			Measured Noise Level			Baseline Level	Construction Noise Level
			L _{eq}	L ₁₀	L ₉₀	L _{eq}	L _{eq}
02-Nov-20	13:30	Sunny	72.0	74.3	69.8	65.6	71
11-Nov-20	11:30	Sunny	73.5	76.0	71.7	65.6	73
17-Nov-20	13:54	Sunny	73.7	74.9	72.1	65.6	73
23-Nov-20	16:30	Cloudy	72.1	74.3	70.3	65.6	71

Location CM4 - Tin Hau Temple, Cha Kwo Ling							
Date	Time	Weather	Unit: dB (A) (30-min)				
			Measured Noise Level			Baseline Level	Construction Noise Level
			L _{eq}	L ₁₀	L ₉₀	L _{eq}	L _{eq}
02-Nov-20	15:15	Sunny	58.3	61.3	52.7	62.0	58 Measured ≤ Baseline
11-Nov-20	9:05	Sunny	60.5	66.5	55.1	62.0	61 Measured ≤ Baseline
17-Nov-20	10:44	Sunny	60.9	63.3	55.9	62.0	61 Measured ≤ Baseline
23-Nov-20	13:00	Cloudy	63.6	66.2	60.1	62.0	58

Location CM5 - CCC Kei Faat Primary School, Yau Tong							
Date	Time	Weather	Unit: dB (A) (30-min)				
			Measured Noise Level			Baseline Level	Construction Noise Level
			L _{eq}	L ₁₀	L ₉₀	L _{eq}	L _{eq}
02-Nov-20	14:15	Sunny	68.7	70.3	65.1	68.2	59
11-Nov-20	9:50	Sunny	69.0	70.7	65.8	68.2	61
17-Nov-20	13:08	Sunny	70.7	72.1	69.1	68.2	67
23-Nov-20	14:00	Cloudy	70.3	73.2	67.5	68.2	66

Appendix G - Noise Monitoring Results

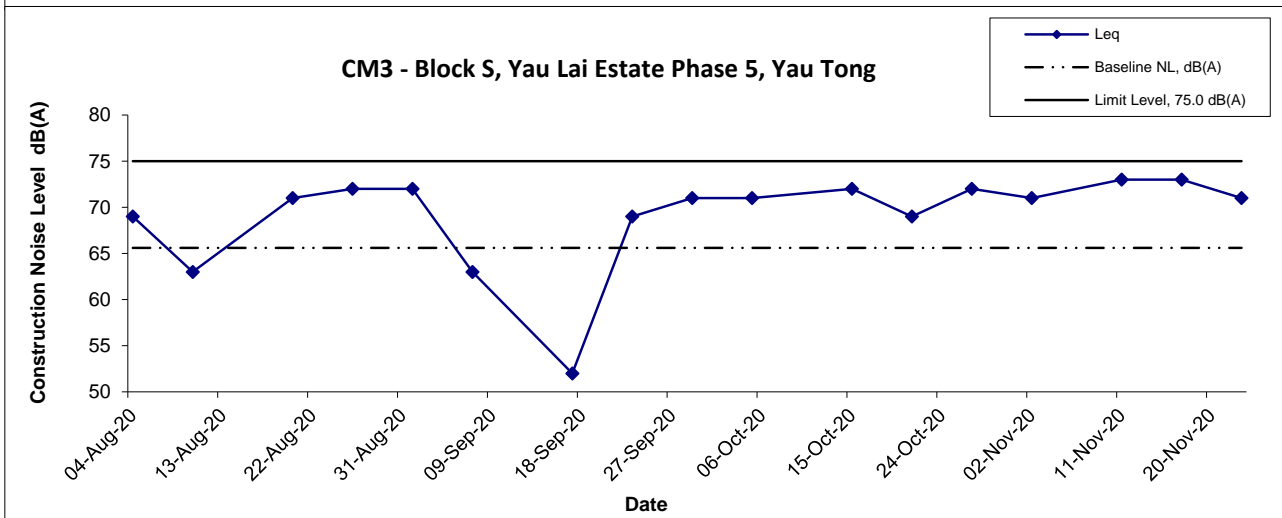
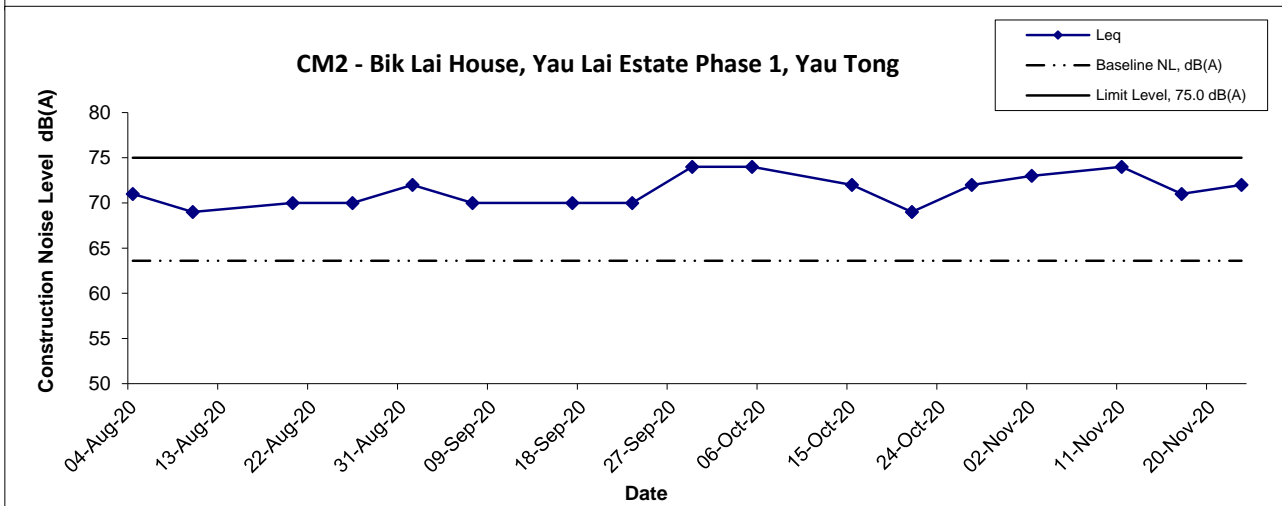
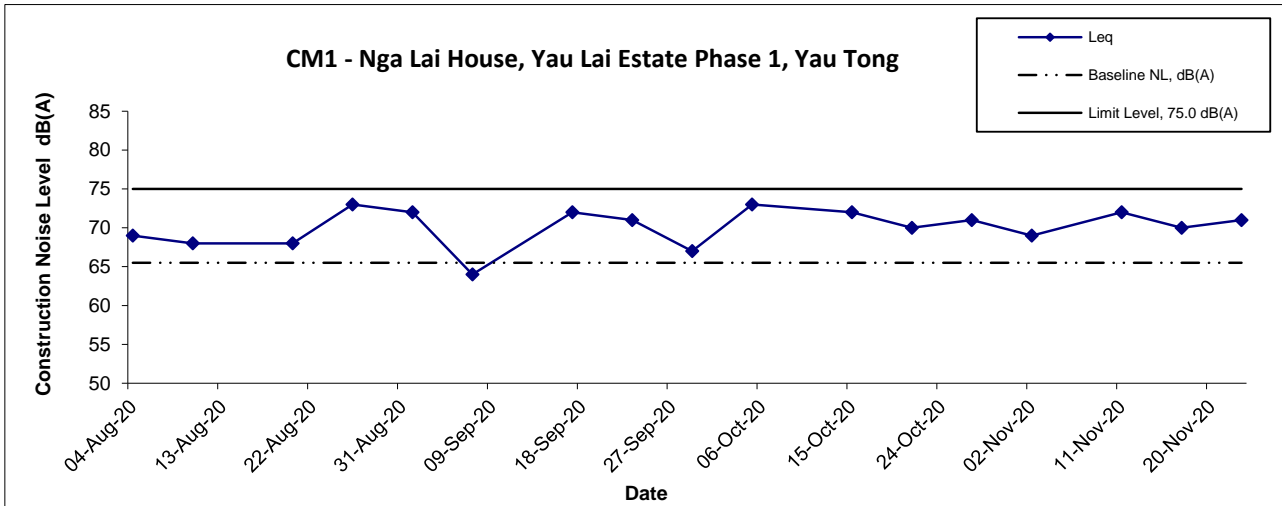
(0700-1900 hrs on Normal Weekdays)

Location CM6(A) - Site Boundary of Contract No. NE/2015/02 near Tower 1, Ocean Shores							
Date	Time	Weather	Unit: dB (A) (30-min)				
			Measured Noise Level			Baseline Level	Construction Noise Level
			L _{eq}	L ₁₀	L ₉₀	L _{eq}	L _{eq}
02-Nov-20	9:00	Sunny	67.6	70.2	63.3	61.9	66
11-Nov-20	16:25	Sunny	65.3	67.6	61.2	61.9	63
17-Nov-20	8:15	Sunny	67.3	71.8	61.0	61.9	66
23-Nov-20	16:15	Cloudy	63.4	65.1	61.1	61.9	58

Location CM7(A) - Site Boundary of Contract No. NE/2015/02 near Tower 7, Ocean Shores							
Date	Time	Weather	Unit: dB (A) (30-min)				
			Measured Noise Level			Baseline Level	Construction Noise Level
			L _{eq}	L ₁₀	L ₉₀	L _{eq}	L _{eq}
02-Nov-20	10:00	Sunny	66.2	69.5	62.8	58.3	65
11-Nov-20	17:05	Sunny	58.7	59.8	55.3	58.3	48
17-Nov-20	8:56	Sunny	61.9	63.3	59.2	58.3	59
23-Nov-20	16:55	Cloudy	58.3	59.8	55.6	58.3	58 Measured ≤ Baseline

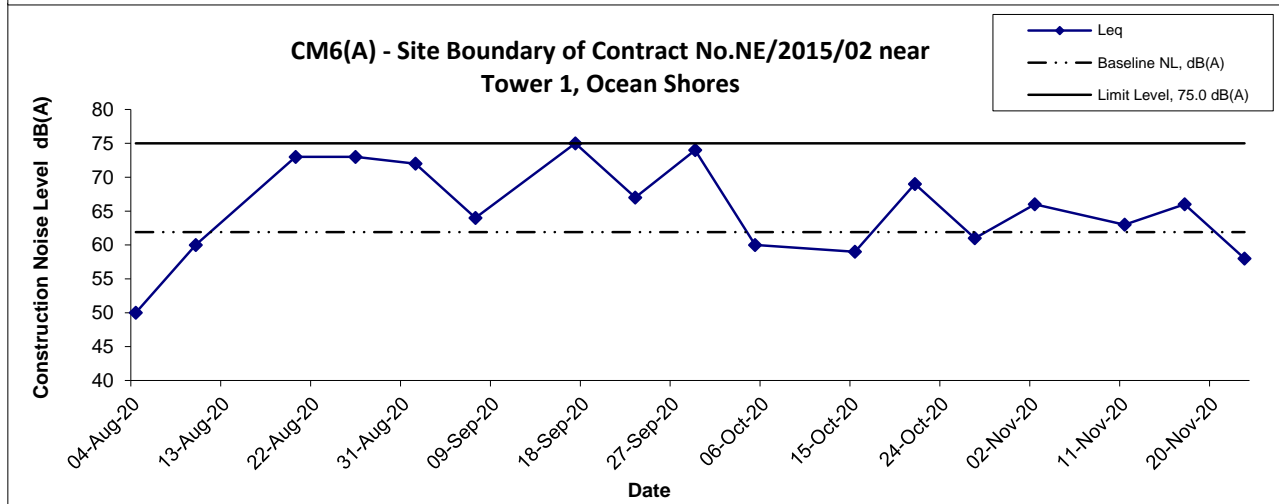
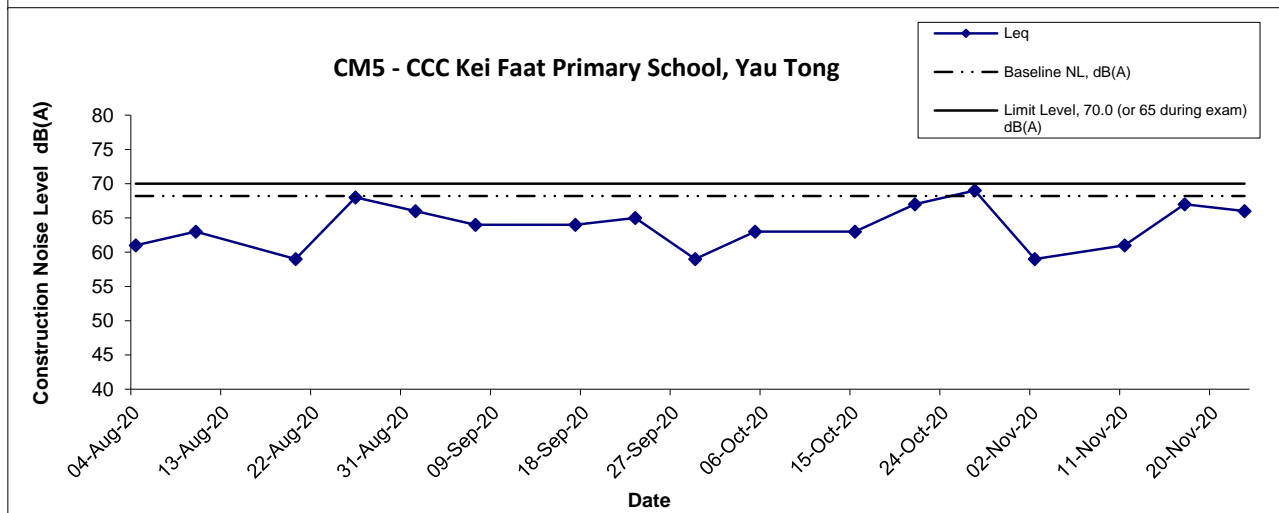
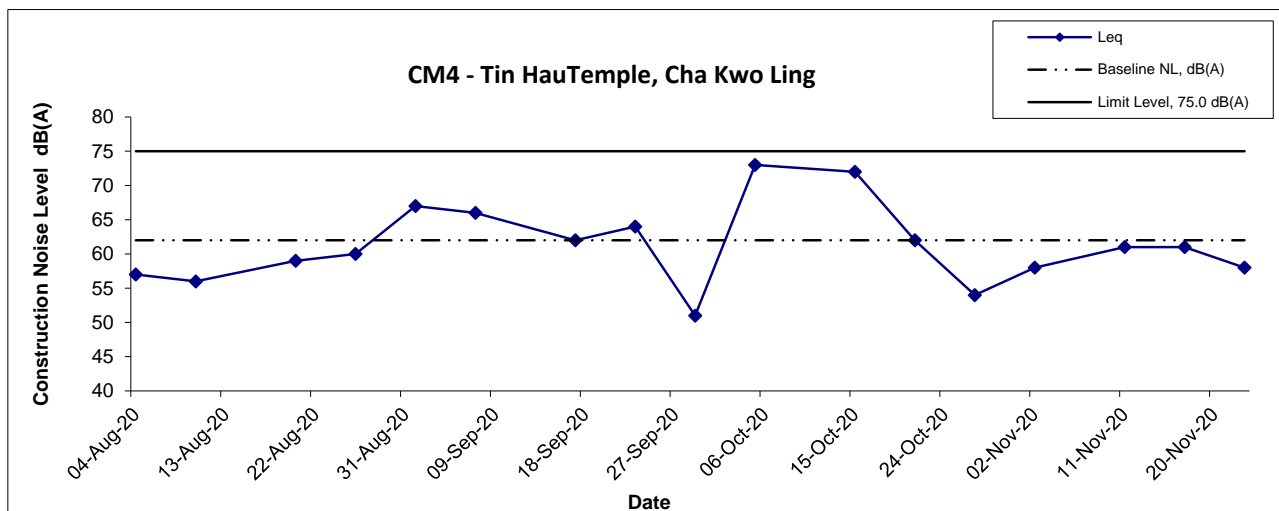
Location CM8(A) - Park Central, L1/F Open Space Area							
Date	Time	Weather	Unit: dB (A) (30-min)				
			Measured Noise Level			Baseline Level	Construction Noise Level
			L _{eq}	L ₁₀	L ₉₀	L _{eq}	L _{eq}
02-Nov-20	13:30	Sunny	62.6	65.9	58.7	69.1	63 Measured ≤ Baseline
11-Nov-20	13:50	Sunny	64.8	66.6	61.4	69.1	65 Measured ≤ Baseline
17-Nov-20	10:00	Sunny	60.2	63.9	57.4	69.1	60 Measured ≤ Baseline
23-Nov-20	14:05	Cloudy	63.0	64.8	60.0	69.1	63 Measured ≤ Baseline

Noise Levels



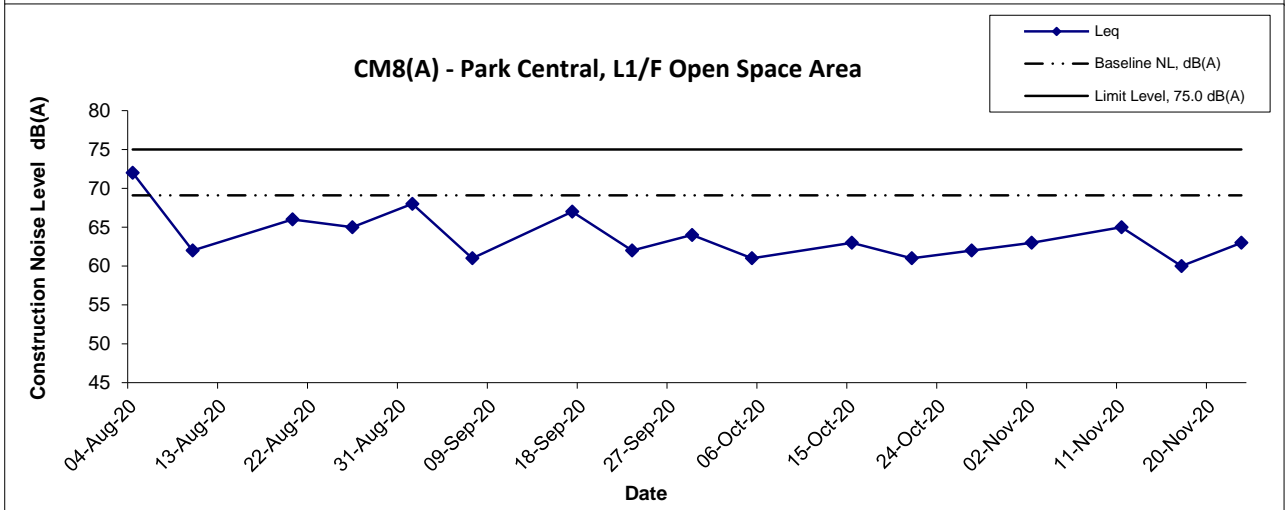
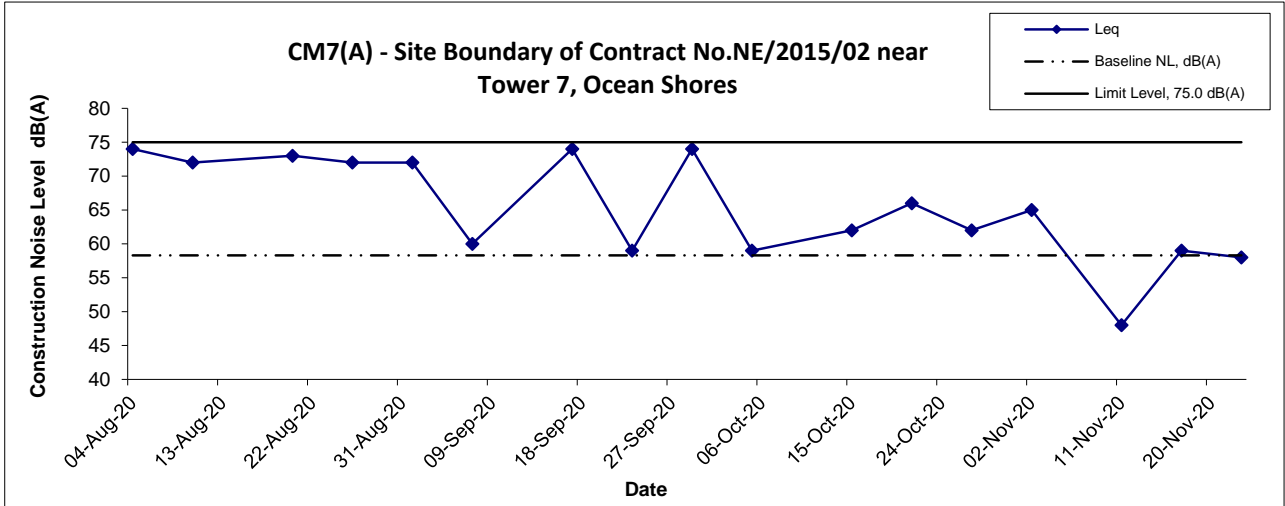
Title Agreement No. CE/59/2015 (EP) Environmental Team for Tseung Kwan O - Lam Tin Tunnel - Design and Construction Graphical Presentation of Construction Noise Monitoring Results	Scale	Project	CINOTECH
	N.T.S	No. MA16034	
	Date	Appendix	
	Nov 20	G	

Noise Levels



Title Agreement No. CE/59/2015 (EP) Environmental Team for Tseung Kwan O - Lam Tin Tunnel - Design and Construction Graphical Presentation of Construction Noise Monitoring Results	Scale N.T.S	Project No. MA16034	CINOTECH
	Date Nov 20	Appendix G	

Noise Levels



Title Agreement No. CE/59/2015 (EP) Environmental Team for Tseung Kwan O - Lam Tin Tunnel - Design and Construction Graphical Presentation of Construction Noise Monitoring Results	Scale	N.T.S	Project No. MA16034	CINOTECH
	Date	Nov 20	Appendix G	

Appendix G - Noise Monitoring Results

(Restricted Hours - 19:00 to 23:00 on all other days & 07:00 to 23:00 holidays)

Location CM1 - Nga Lai House, Yau Lai Estate Phase 1, Yau Tong												
Date	Time	Weather	dB (A) (5-min)				Average L _{eq}	Baseline Level	Construction Noise Level			
			L _{eq}	L ₁₀	L ₉₀	L _{eq}		L _{eq}				
6-Nov-20	20:30	Fine	61.8	64.2	58.5	62.0	64.4	62 Measured ≤ Baseline				
	20:35		62.0	64.3	58.7							
	20:40		62.1	64.4	58.6							
13-Nov-20	22:00	Cloudy	63.2	65.8	61.3	63.3			64.4	63 Measured ≤ Baseline		
	22:05		63.5	66.1	63.4							
	22:10		63.3	66.0	63.0							
20-Nov-20	21:00	Fine	62.3	65.2	58.3	62.4					64.4	62 Measured ≤ Baseline
	21:05		62.4	65.3	58.3							
	21:10		62.5	65.6	58.5							
27-Nov-20	22:10	Fine	64.0	66.7	62.9	64.2	64.4	64 Measured ≤ Baseline				
	22:15		64.1	66.5	62.9							
	22:20		64.4	66.8	62.9							

Location CM2 - Bik Lai House, Yau Lai Estate Phase 1, Yau Tong												
Date	Time	Weather	dB (A) (5-min)				Average L _{eq}	Baseline Level	Construction Noise Level			
			L _{eq}	L ₁₀	L ₉₀	L _{eq}		L _{eq}				
6-Nov-20	21:00	Fine	62.3	64.7	59.2	62.3	62.2	46				
	21:05		62.4	64.5	59.1							
	21:10		62.1	64.6	59.2							
13-Nov-20	22:20	Cloudy	63.5	65.9	61.0	63.0			62.2	55		
	22:25		62.7	65.4	61.1							
	22:30		62.9	65.7	61.3							
20-Nov-20	21:30	Fine	61.9	65.2	58.3	62.1					62.2	62 Measured ≤ Baseline
	21:35		62.1	65.4	58.2							
	21:40		62.3	65.6	58.5							
27-Nov-20	21:40	Fine	64.2	65.6	62.8	63.9	62.2	59				
	21:45		63.8	65.5	62.7							
	21:50		63.8	65.7	62.9							

Location CM3 - Block S, Yau Lai Estate Phase 5, Yau Tong												
Date	Time	Weather	dB (A) (5-min)				Average L _{eq}	Baseline Level	Construction Noise Level			
			L _{eq}	L ₁₀	L ₉₀	L _{eq}		L _{eq}				
6-Nov-20	21:30	Fine	64.4	66.2	60.2	64.4	64.7	64 Measured ≤ Baseline				
	21:35		64.5	66.7	60.3							
	21:40		64.3	66.4	59.9							
13-Nov-20	22:40	Cloudy	62.9	65.2	61.0	62.9			64.7	63 Measured ≤ Baseline		
	22:45		63.0	65.4	61.2							
	22:50		62.8	65.5	61.2							
20-Nov-20	22:00	Fine	62.1	65.3	59.1	62.2					64.7	62 Measured ≤ Baseline
	22:05		62.3	65.5	58.9							
	22:10		62.3	65.5	58.9							
27-Nov-20	21:10	Fine	63.8	66.0	62.5	55.0	64.7	55 Measured ≤ Baseline				
	21:15		64.1	65.9	62.6							
	21:20		64.4	66.3	63.0							

Location CM6(A) - Site Boundary of Contract No. NE/2015/02 near Tower 1, Ocean Shores												
Date	Time	Weather	dB (A) (5-min)				Average L _{eq}	Baseline Level	Construction Noise Level			
			L _{eq}	L ₁₀	L ₉₀	L _{eq}		L _{eq}				
2-Nov-20	19:00	Fine	64.8	68.2	60.6	65.0	60.2	63				
	19:05		65.0	68.1	60.5							
	19:10		65.1	68.2	60.4							
11-Nov-20	19:00	Fine	59.1	60.8	56.4	59.0			60.2	59 Measured ≤ Baseline		
	19:05		58.4	60.0	55.9							
	19:10		59.5	61.1	56.8							
17-Nov-20	19:00	Fine	56.2	57.3	55.2	56.4					60.2	56 Measured ≤ Baseline
	19:05		56.5	58.0	55.5							
	19:10		56.5	57.7	55.6							
23-Nov-20	19:00	Cloudy	59.1	60.3	56.4	59.1	60.2	59 Measured ≤ Baseline				
	19:05		58.8	60.0	55.9							
	19:10		59.5	60.9	56.2							

Appendix G - Noise Monitoring Results

(Restricted Hours - 2300-0700 on all days)

Location CM1 - Nga Lai House, Yau Lai Estate Phase 1, Yau Tong								
Date	Time	Weather	dB (A) (5-min)				Baseline Level	Construction Noise Level
			L _{eq}	L ₁₀	L ₉₀	Average L _{eq}	L _{eq}	L _{eq}
6-Nov-20	23:00	Fine	57.7	60.7	54.3	57.7	63.7	58 Measured ≤ Baseline
	23:05		57.9	60.9	54.2			
	23:10		57.6	60.5	54.1			
13-Nov-20	23:40	Cloudy	61.0	63.6	58.9	61.2	62.8	61 Measured ≤ Baseline
	23:45		61.2	63.5	58.8			
	23:50		61.4	63.6	58.8			
20-Nov-20	23:00	Fine	57.9	60.9	55.1	57.8	63.7	58 Measured ≤ Baseline
	23:05		57.7	60.6	54.6			
	23:10		57.8	60.5	57.7			
27-Nov-20	23:00	Fine	64.3	66.5	63.0	64.1	63.7	54
	23:05		63.8	66.5	63.1			
	23:10		64.2	66.7	63.2			

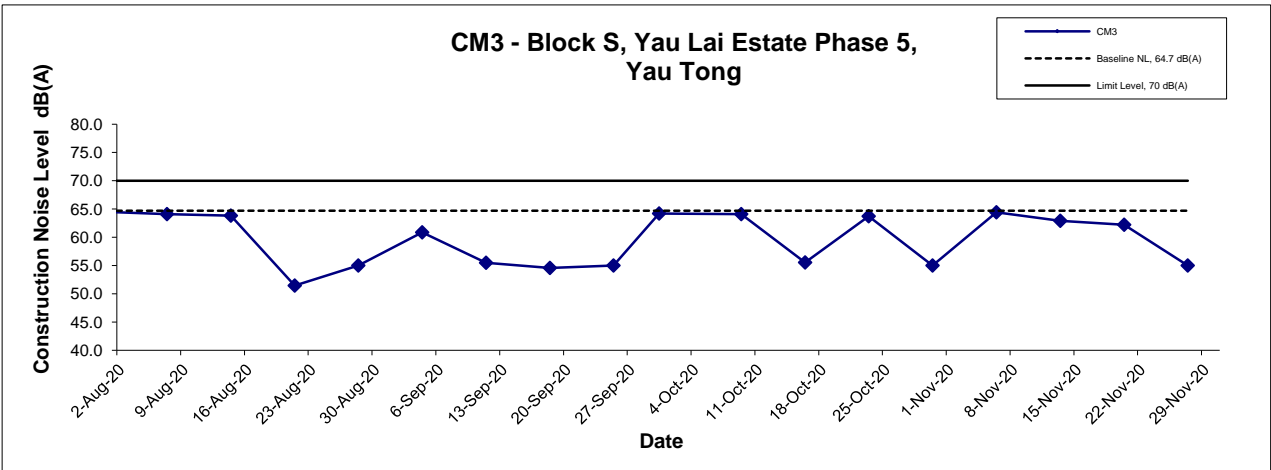
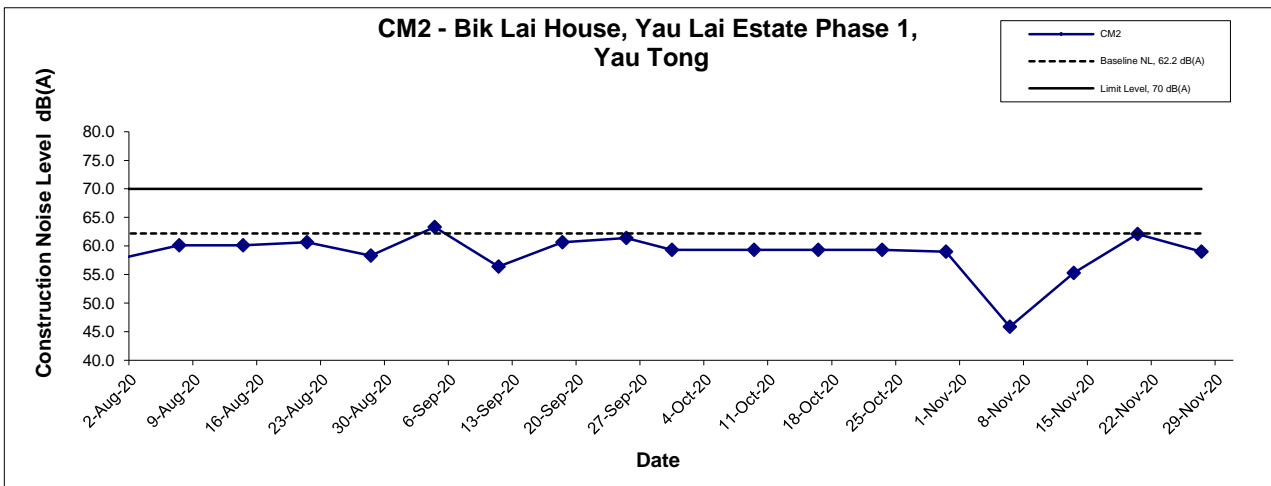
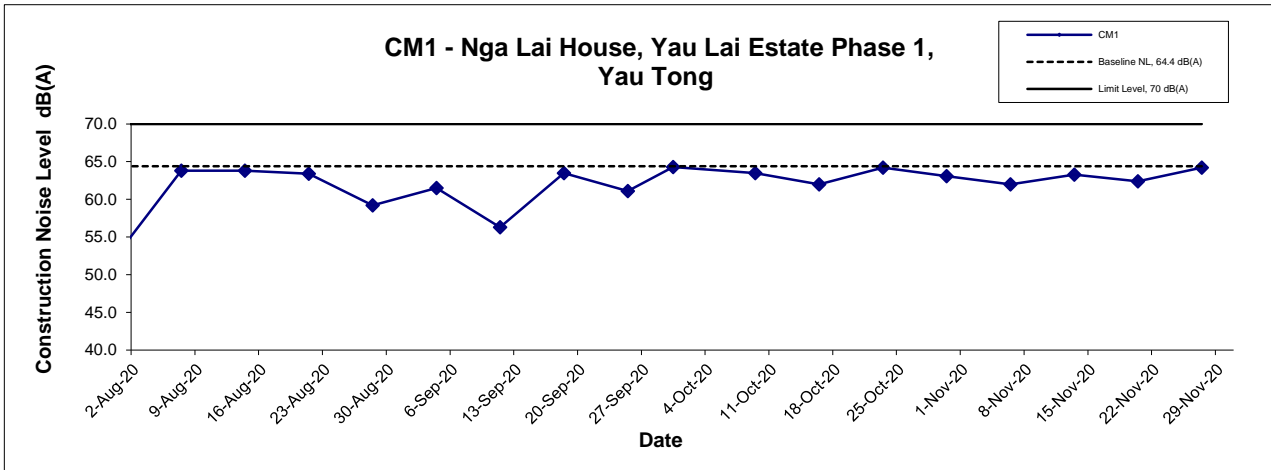
Location CM2 - Bik Lai House, Yau Lai Estate Phase 1, Yau Tong								
Date	Time	Weather	dB (A) (5-min)				Baseline Level	Construction Noise Level
			L _{eq}	L ₁₀	L ₉₀	Average L _{eq}	L _{eq}	L _{eq}
6-Nov-20	23:25	Fine	56.2	59.8	53.1	56.4	61.6	56 Measured ≤ Baseline
	23:30		56.4	60.2	53.0			
	23:35		56.6	60.4	53.3			
13-Nov-20	23:20	Cloudy	62.4	63.9	60.1	62.3	61.6	54
	23:25		62.0	63.7	60.3			
	23:30		62.6	64.5	60.7			
20-Nov-20	23:25	Fine	56.4	58.9	54.2	56.6	61.6	57 Measured ≤ Baseline
	23:30		56.5	58.8	54.1			
	23:35		56.8	59.1	54.3			
27-Nov-20	23:30	Fine	61.4	63.7	60.2	61.9	60.8	55
	23:35		62.5	63.6	61.7			
	23:40		61.8	62.7	61.0			

Location CM3 - Block S, Yau Lai Estate Phase 5, Yau Tong								
Date	Time	Weather	dB (A) (5-min)				Baseline Level	Construction Noise Level
			L _{eq}	L ₁₀	L ₉₀	Average L _{eq}	L _{eq}	L _{eq}
6-Nov-20	23:45	Fine	58.6	61.3	55.4	58.7	62.9	59 Measured ≤ Baseline
	23:50		58.7	61.5	55.5			
	23:55		58.9	61.6	55.4			
13-Nov-20	23:00	Cloudy	61.9	63.5	58.4	62.2	64.0	62 Measured ≤ Baseline
	23:05		62.3	64.8	59.9			
	23:10		62.5	64.9	60.1			
20-Nov-20	11:45	Fine	57.5	60.9	55.1	57.5	62.9	58 Measured ≤ Baseline
	11:50		57.6	60.8	54.9			
	11:55		57.4	60.5	54.4			
27-Nov-20	0:00	Fine	62.8	65.3	61.6	62.4	61.8	54
	0:05		62.1	63.9	61.2			
	0:10		62.3	64.1	61.3			

Remark:

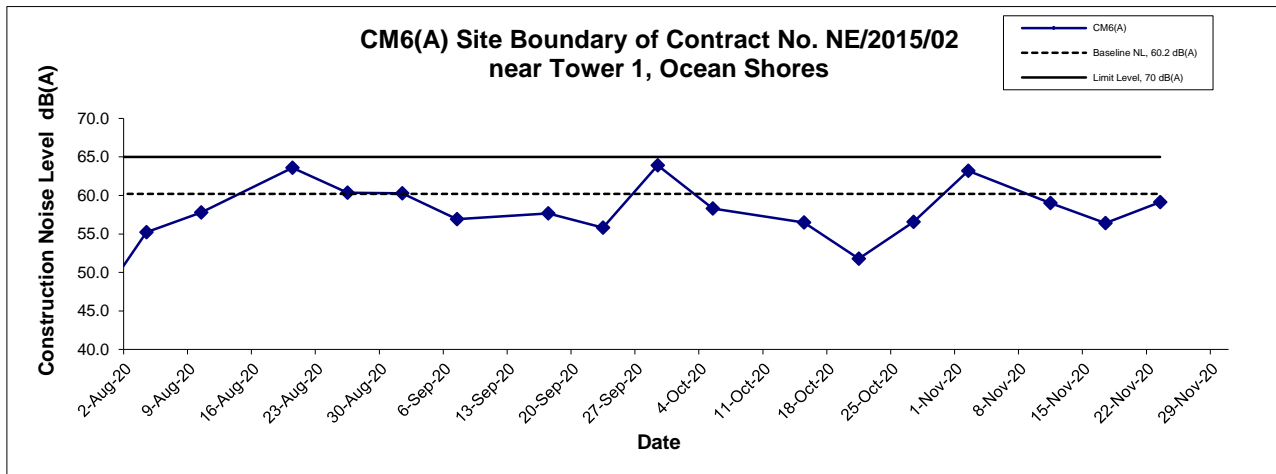
"Measured ≤ Baseline" means that the averaged measured Leq is smaller than the baseline Leq, and therefore the measured levels are not valid exceedances.

Noise Levels (Restricted Hours - 19:00 - 23:00 on normal weekdays)



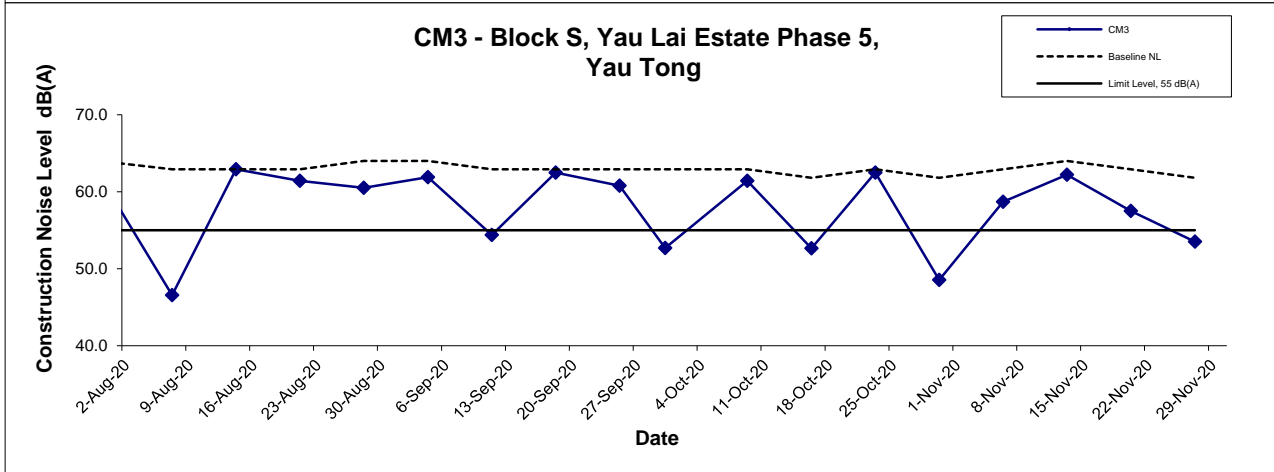
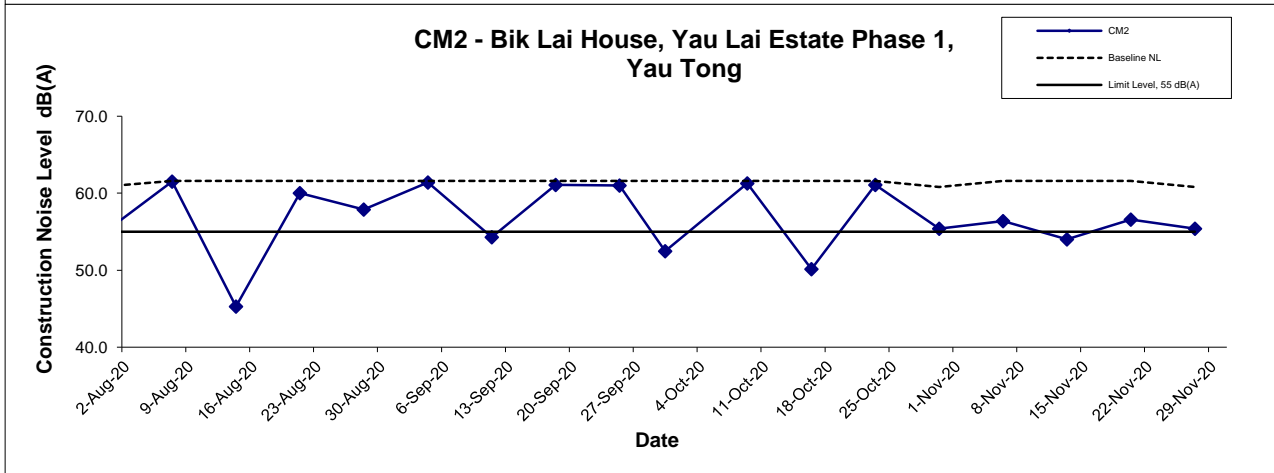
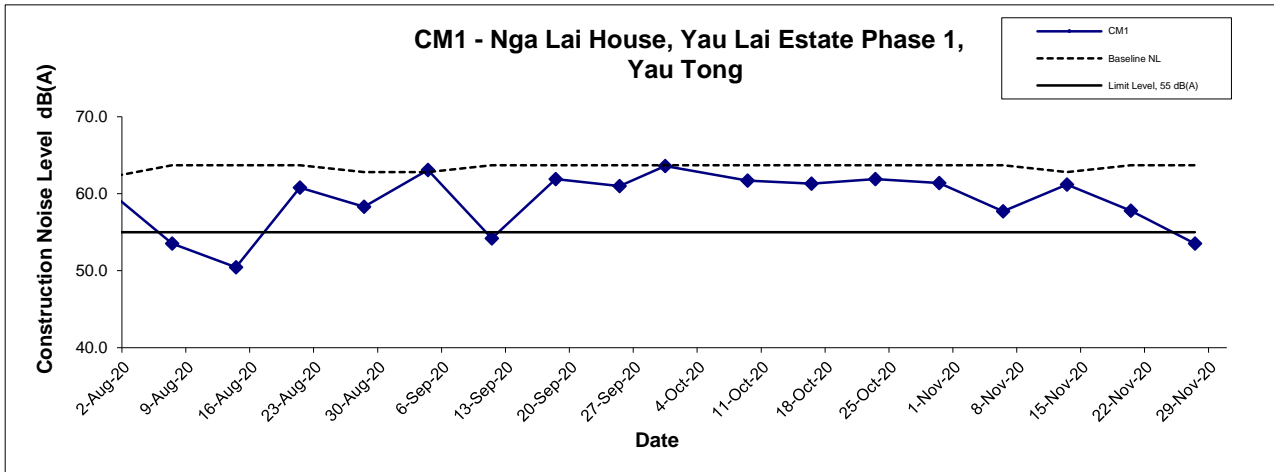
Title Agreement No. CE/59/2015 (EP) Environmental Team for Tseung Kwan O - Lam Tin Tunnel - Design and Construction Graphical Presentation of Restricted Noise Monitoring Results	Scale N.T.S	Project No. MA16034	
	Date Nov 20	Appendix G	

Noise Levels
(Restricted Hours - 19:00 - 23:00 on normal weekdays)



Title	Agreement No. CE/59/2015 (EP) Environmental Team for Tseung Kwan O - Lam Tin Tunnel - Design and Construction	Scale	N.T.S	Project No.	MA16034	CINOTECH
	Graphical Presentation of Restricted Noise Monitoring Results	Date	Nov 20	Appendix	G	

Noise Levels (Restricted Hours - 2300-0700 on normal weekdays)



Title Agreement No. CE/59/2015 (EP) Environmental Team for Tseung Kwan O - Lam Tin Tunnel - Design and Construction Graphical Presentation of Restricted Noise Monitoring Results	Scale N.T.S	Project No. MA16034	CINOTECH
	Date Nov 20	Appendix G	