





Legend :

-  Differential Signal Station
-  Pressure Tide Gauge Position
-  Magnetic Base Station
-  Survey Area

**Figure 12.6**

Location Of Survey Area  
& SHORE-BASED EQUIPMENT

Scale : 1:100,000

