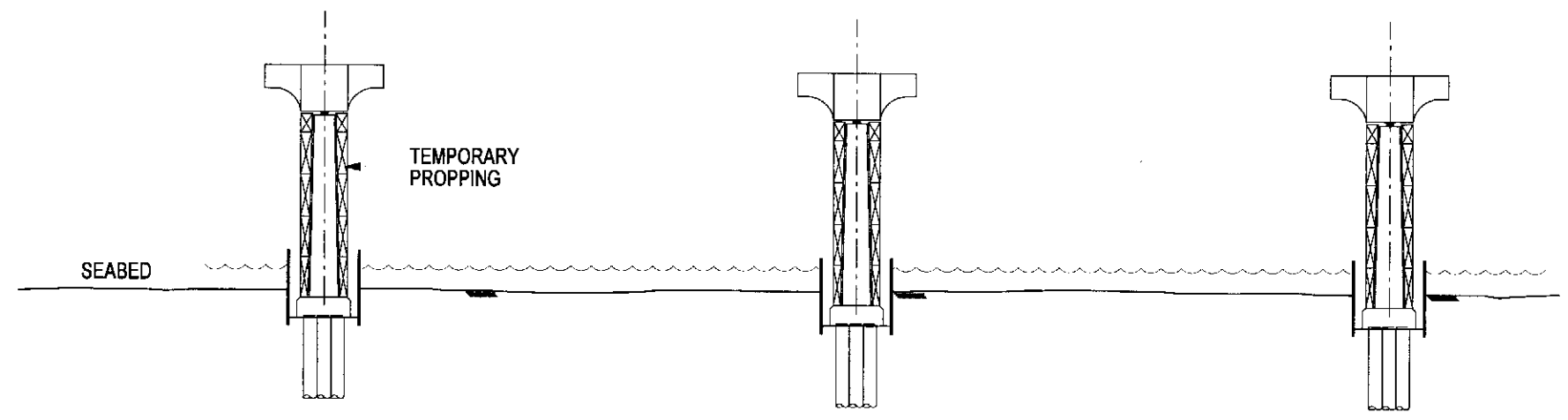


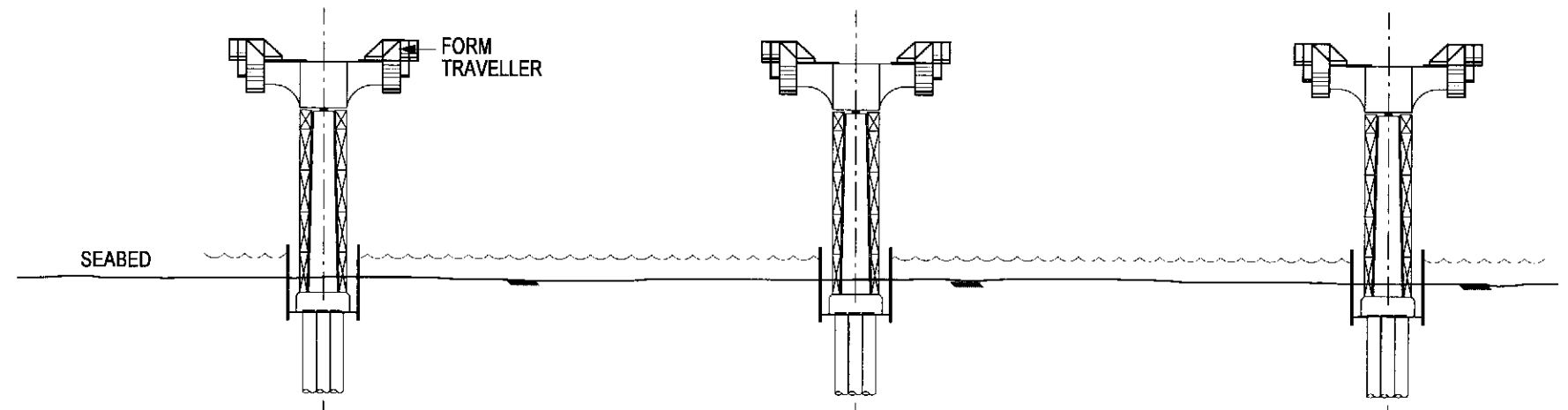
STEP 1

- FIRST SEGMENT CAST ON TOP OF COLUMNS WITH TEMPORARY PROP ERECTED FROM PILECAP FOR STABILITY.



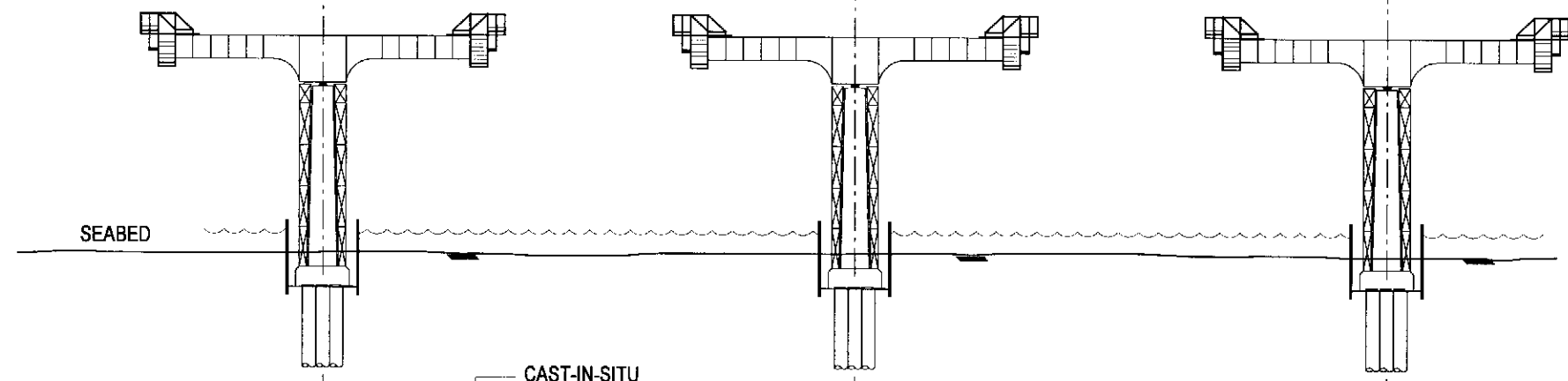
STEP 2

- FORM TRAVELLERS LIFTED IN PLACE FOR CASTING OF SEGMENTS 2 AND 3.
- AFTER CASTING OF SEGMENTS, TENDONS OF STAGE 1 PRESTRESSING WOULD BE STRESSED THROUGH ALL THREE SEGMENTS TO MAKE SEGMENTS 2 AND 3 SELF SUPPORTS.



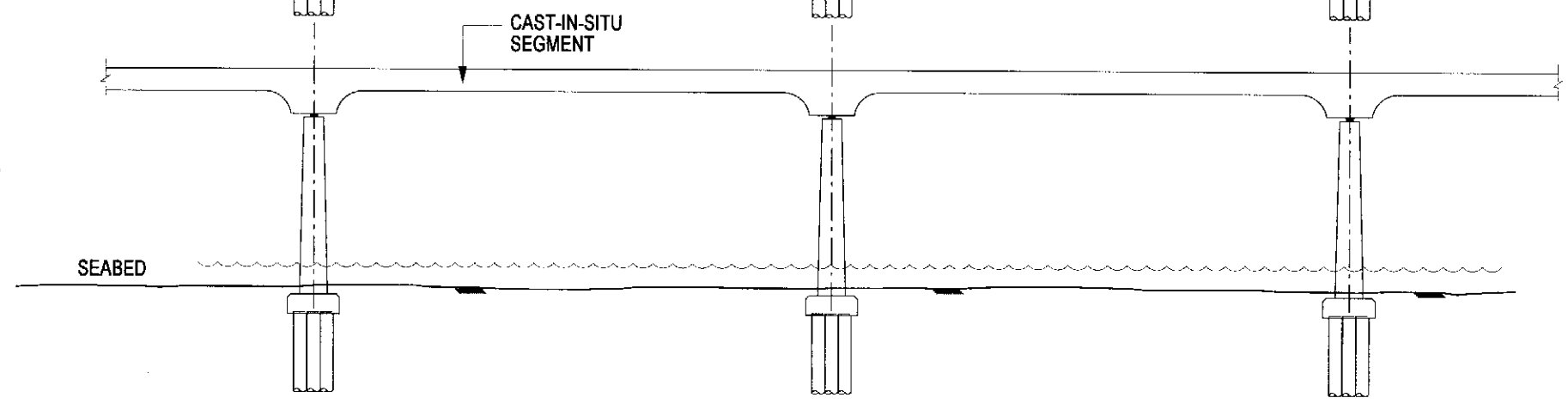
STEP 3

- FORM TRAVELLERS SHIFT OUTWARDS AND MORE SEGMENTS CAST AND FURTHER STAGES OF PRESTRESSING APPLIED TO MAKE CANTILEVERS SELF SUPPORT.



STEP 4

- UNTIL TWO CANTILEVER MATCH, CAST THE MID-SPAN STITCHES AND APPLY PRESTRESS TO SPAN CABLES TO COMPLETE THE SPANS.



Printer by : W.MAK
Date : 03/09/2002
Filename : J:\23306\WORKING\Draft_Final\EA\FIG-2-13.dgn

Mark	Date	By	Rev.

Designed By	SK
Drawn By	OYK
Checked By	SK
In Charge	STC
Date	OCT-01


路政署
HIGHWAYS DEPARTMENT
 主要工程管理处
 Major Works Project Management Office

Consultant
ARUP 奧雅納工程顧問
 Ove Arup & Partners Hong Kong Limited
 Supported By:
 Environmental Management Ltd. ○
 BMY Asia Pacific Ltd. ○
 Urbis Ltd. ○

Project Title
 Shenzhen Western Corridor
 Investigation & Planning

Drawing Title
ALTERNATIVE CONSTRUCTION METHOD - INSITU BALANCED CANTILEVER

Doc. Filename	FIG-2-13	Doc. Date	OCT 01
Scale	NTS		
Drawing No.	FIGURE 2.13		
Drawing Status		Rev.	