A3

DO NOT SCALE DRAWING CHECK ALL DIMENSIONS ON SITE.
ALL RIGHTS RESERVED.
© OVE ARUP & PARTNERS HONG KONG LIMITED.

STEP 1

- ERECT A TEMPORARY PLATFORM.
- CONSTRUCT SEGMENTS AND PLACE ONE BY ONE.
- APPLY PRESTRESS TO THE SEGMENTS.
- START TO PUSH OUT ALONG THE ALIGNMENT.

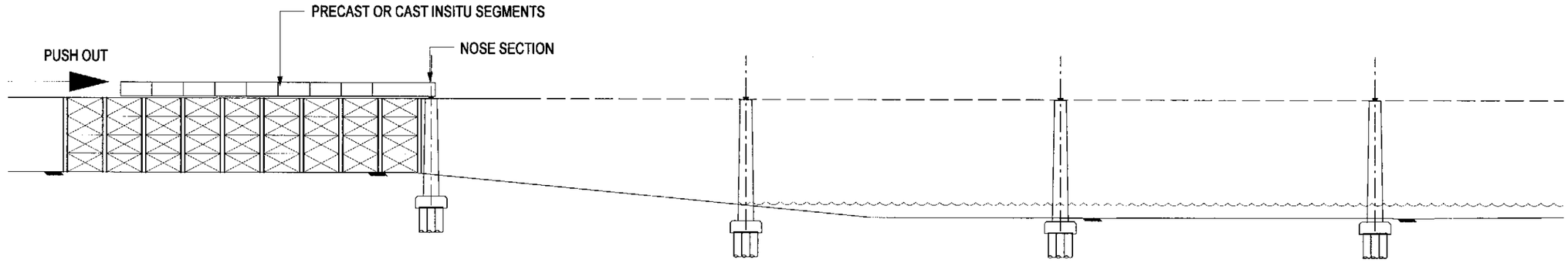

STEP 2

- CONTINUE CAST SEGMENTS AND APPLY PRESTRESS
- CONTINUE PUSH OUT

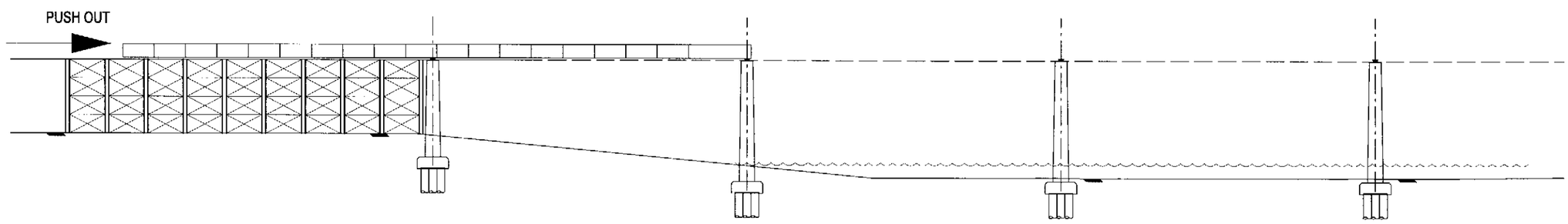

STEP 3

- CONTINUE THE PROCEDURES IN STEP 2.

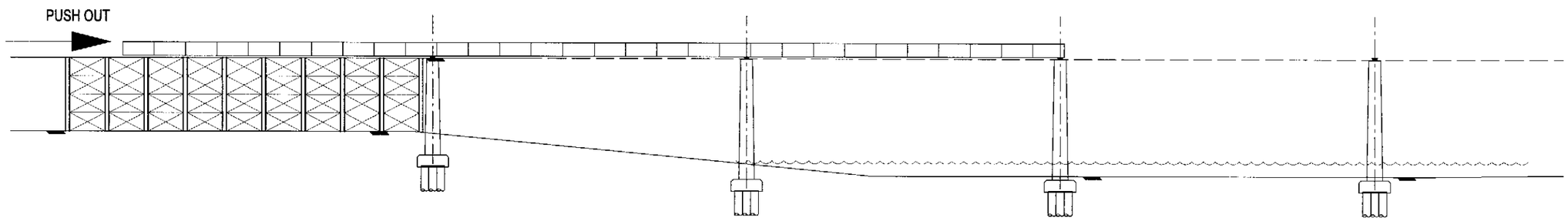

Mark	Date	By	Rev.

Designed By: SK
Drawn By: DYK
Checked By: SK
In Charge: SYC
Date: OCT-01

路政署 HIGHWAYS DEPARTMENT
主要工程管理處 Major Works Project Management Office

Consultant: ARUP 奧雅納工程顧問 Ove Arup & Partners Hong Kong Limited
Supported By:
Environmental Management Ltd.
BMT Asia Pacific Ltd.
Urbis Ltd.

Project Title: Shenzhen Western Corridor Investigation & Planning

Drawing Title: ALTERNATIVE CONSTRUCTION METHOD – INCREMENTAL LAUNCHING

Cad Filename: FIG-2-14
Cad Date: OCT-01
Scale: NTS
Drawing No.: FIGURE 2.14
Drawing Status:
Rev.: –

Printer by : W.MAK 03/09/2002
Filename : j:\23306\WORKING\Draft Final EIA\FIG-2-14.dgn