A3

DO NOT SCALE DRAWING. CHECK ALL DIMENSIONS ON SITE
ALL RIGHTS RESERVED.
© OVE ARUP & PARTNERS HONG KONG LIMITED.

LEGEND

- (E) EXPANSION JOINT PIER
- (M) PIER WITH MOVABLE JOINT
- (F) FIXED PIER

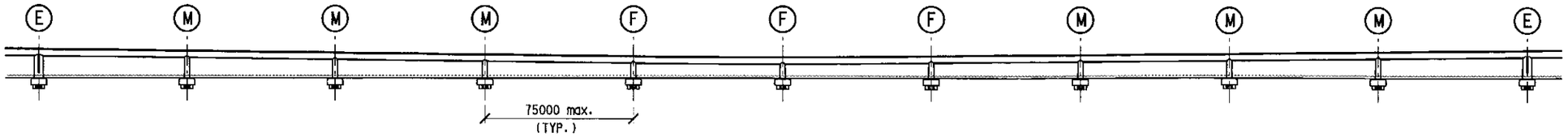

ELEVATION - TYPICAL SPAN ARRANGEMENT

1:2500

NOTE : 1. DIMENSIONS SHOWN ARE INDICATIVE ONLY.
2. ALL DIMENSIONS ARE IN MILLIMETER, UNLESS OTHERWISE STATED

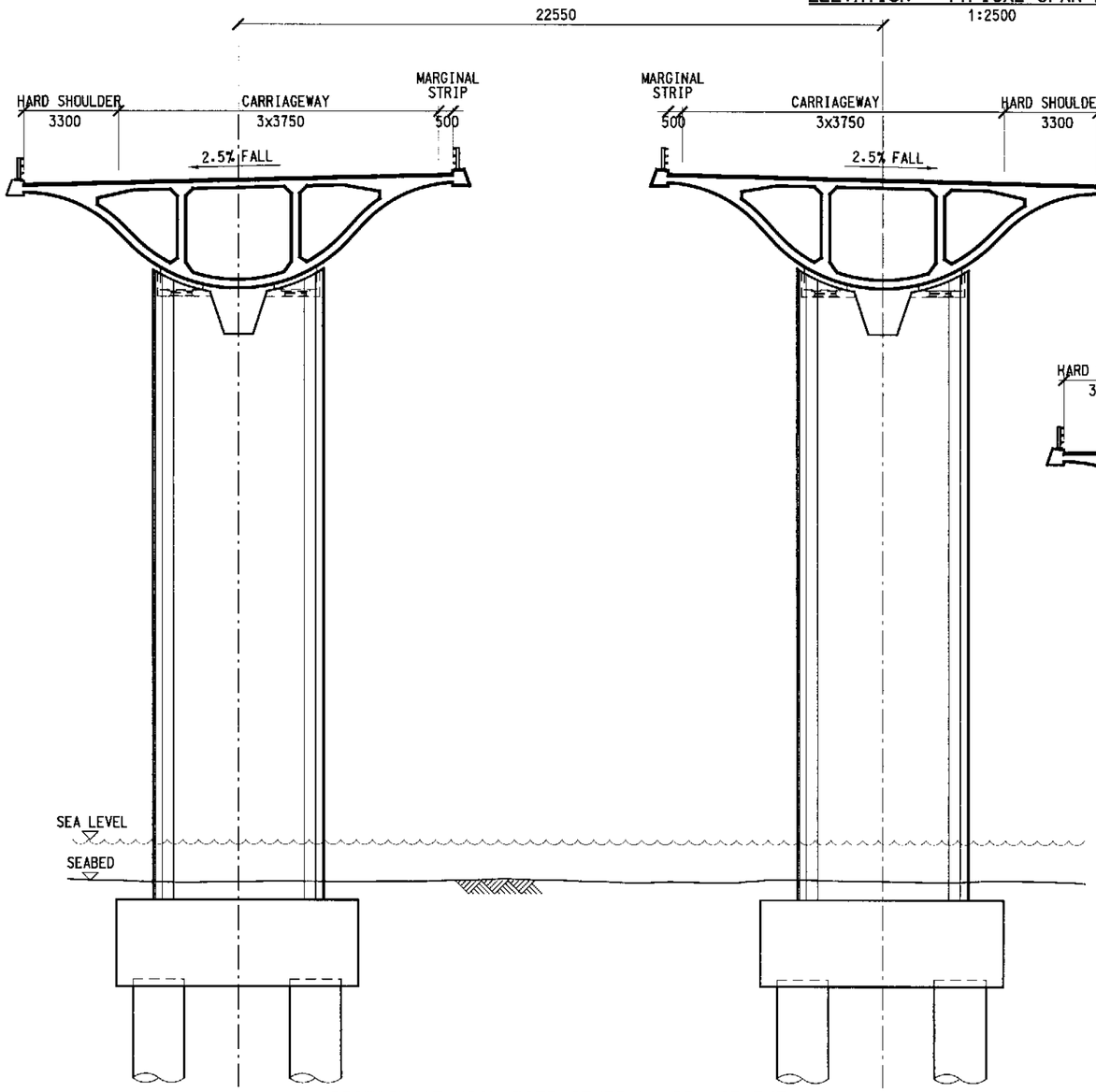

SECTION AT HIGH PIER GENERAL ARRANGEMENT

1:200

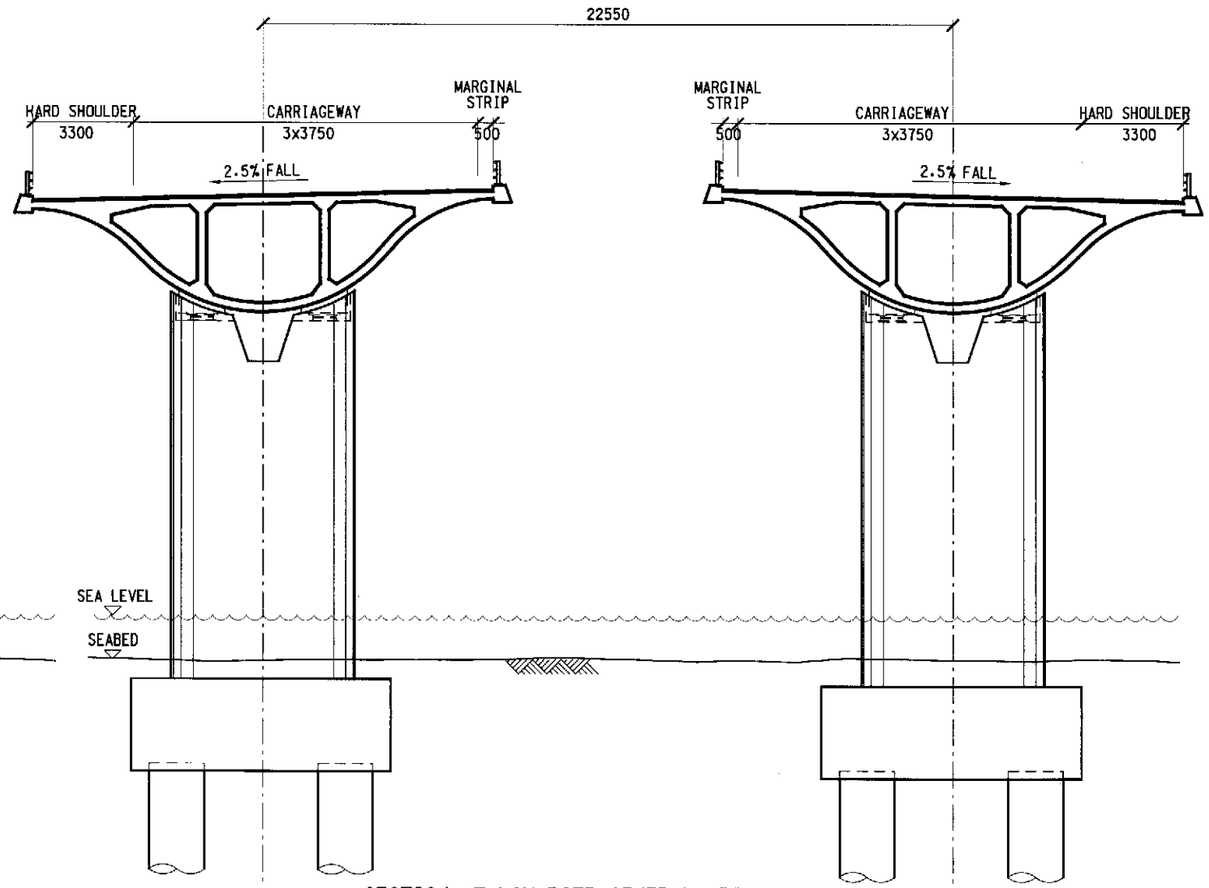

SECTION AT LOW PIER GENERAL ARRANGEMENT

1:200

Mark	Date	By	Rev.

Designed By: AW
Drawn By: WM
Checked By: SK
In Charge: SYC
Date: OCT 2001

路政署 HIGHWAYS DEPARTMENT
主要工程管理處 Major Works Project Management Office

Consultant: ARUP 奧雅納工程顧問 Ove Arup & Partners Hong Kong Limited
Supported By:
Environmental Management Ltd. ○
BMT Asia Pacific Ltd. ○
Urbis Ltd. ○

Project Title: Shenzhen Western Corridor Investigation & Planning

Drawing Title: TYPICAL SPANS - GENERAL ARRANGEMENT

Cad Filename: FIG-2-4
Cad Date: OCT 2001
Scale: 1:2500, 1:200
Drawing No.: FIGURE 2.4
Drawing Status:
Rev.: —

Printer by : W.MAK 03/09/2002
Filename : J:\233061\WORKING\Draft Final EIA\FIG-2-4.dgn