A3

DO NOT SCALE DRAWING. CHECK ALL DIMENSIONS ON SITE
ALL RIGHTS RESERVED
© OVE ARUP & PARTNERS HONG KONG LIMITED

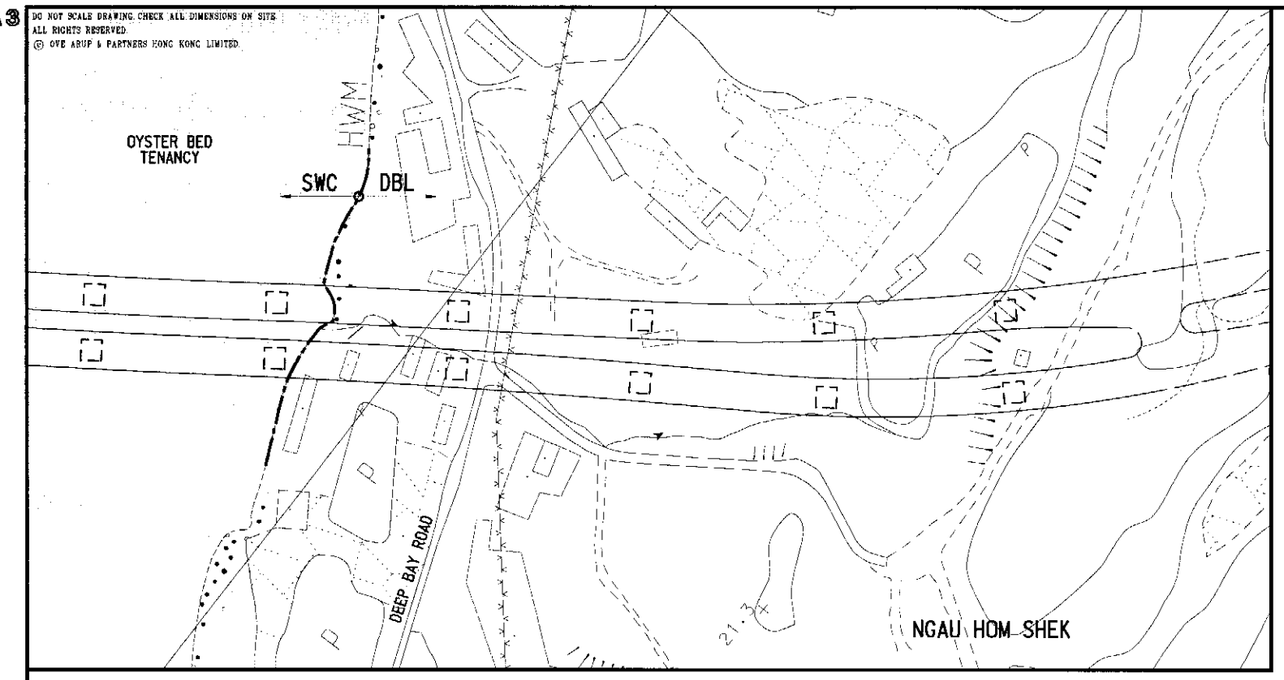

PLAN – AT NGAU HOM SHEK
SCALE 1:2500

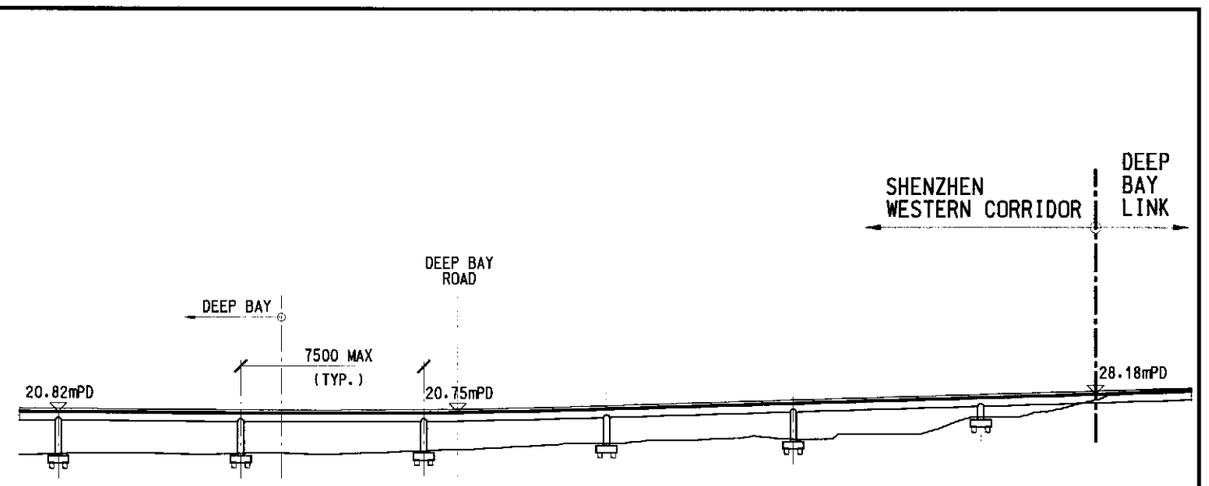

ELEVATION – AT NGAU HOM SHEK
SCALE 1:2500

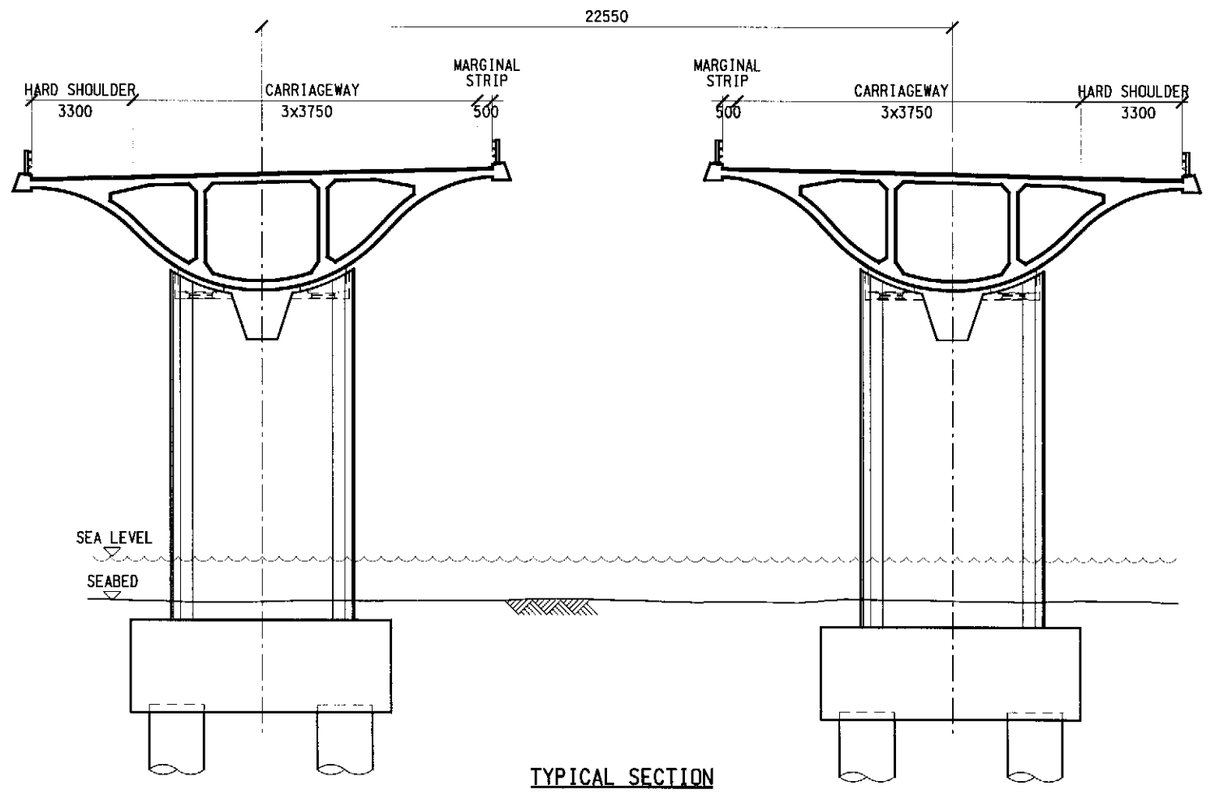

TYPICAL SECTION
SCALE 1:200

Mark	Date	By	Rev.

Designed By: AG
Drawn By: WM
Checked By: SK
In Charge: SYC
Date: 04/2002

路政署
HIGHWAYS DEPARTMENT
主要工程管理處
Major Works Project Management Office

Consultant
ARUP 奧雅納工程顧問 Ove Arup & Partners Hong Kong Limited
Supported By:
Environmental Management Ltd.
BMT Asia Pacific Ltd.
Urbis Ltd.

Project Title: Shenzhen Western Corridor Investigation & Planning

Drawing Title: BRIDGE STRUCTURE FOR LANDING ALIGNMENT

Cad Filename: FIG-6-5
Cad Date: 04-2002
Scale: AS SHOWN
Drawing No.: FIGURE 6.5
Drawing Status:
Rev.: –

Printer by : W.MAK 03/09/2002
Filename : J:\23306\WORKING\Draft FinalEIA\FIG-6-5.dgn