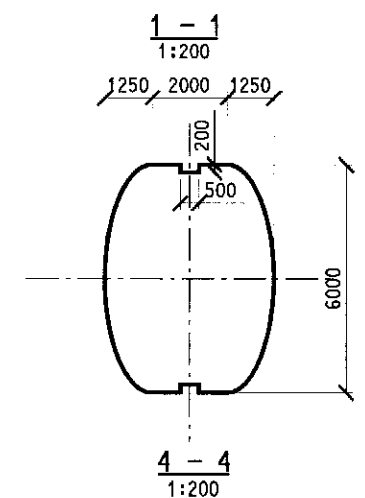
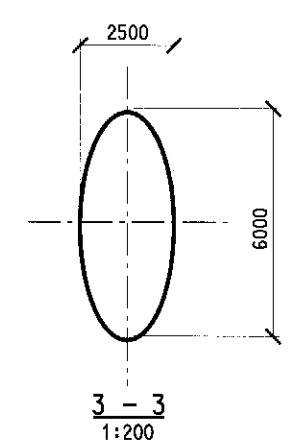
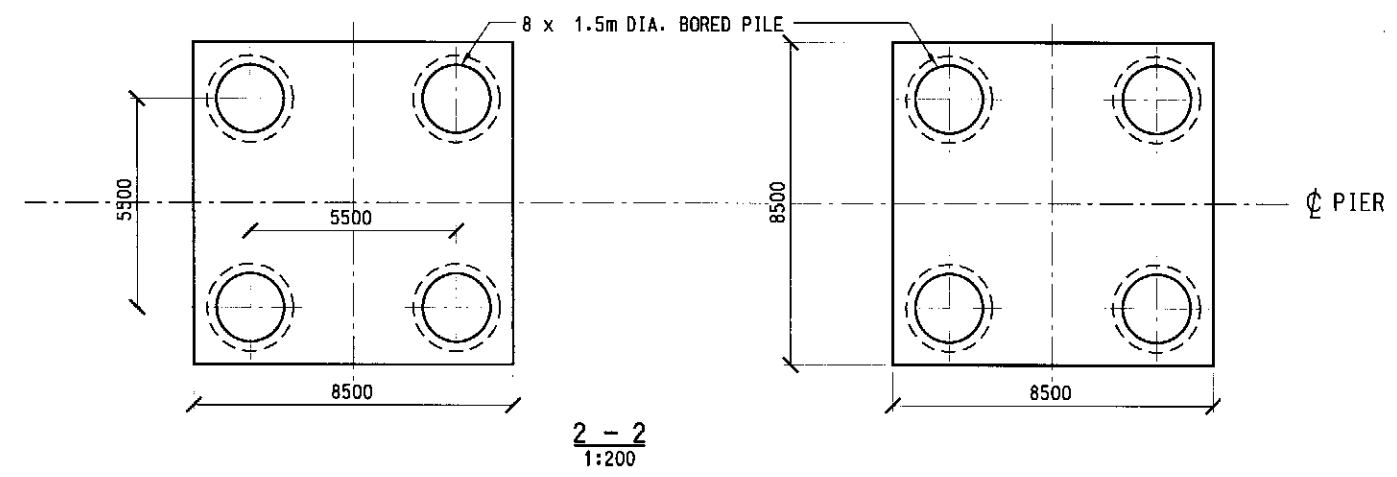


SECTION AT HIGH PIER GENERAL ARRANGEMENT
 1:200

SECTION AT PIER WITH
 MOVABLE JOINT
 1:200

SECTION AT FIXED PIER
 1:200

SECTION AT EXPANSION JOINT PIER
 1:200



NOTE : 1. DIMENSIONS SHOWN ARE INDICATIVE ONLY.
 2. ALL DIMENSIONS ARE IN MILLIMETER, UNLESS OTHERWISE STATED

Printer by : W MAK 03/09/2002
 Filename : j:\23306\WORKING\Draft_Fig\FIG-7-17.dgn

Work	Date	By	Rev.

Designed By: AW
 Drawn By: WM
 Checked By: SK
 In Charge: SYC
 Date: OCT 2001

路政署
HIGHWAYS DEPARTMENT
 主要工程管理處
 Major Works Project Management Office

Consultant:
ARUP 奧雅納工程顧問
 Ove Arup & Partners Hong Kong Limited

Supported By:
 Environmental Management Ltd. ○
 BMT Asia Pacific Ltd. ○
 Urbis Ltd. ○

Project Title:
Shenzhen Western Corridor
 Investigation & Planning

Drawing Title:
TYPICAL SPANS -
PIERS AND FOUNDATIONS

Cad File Name	F16-7-17	Cad Date	OCT 2001
Scale	1:200		
Drawing No.	FIGURE 7.17		
Drawing Status		Rev.	