





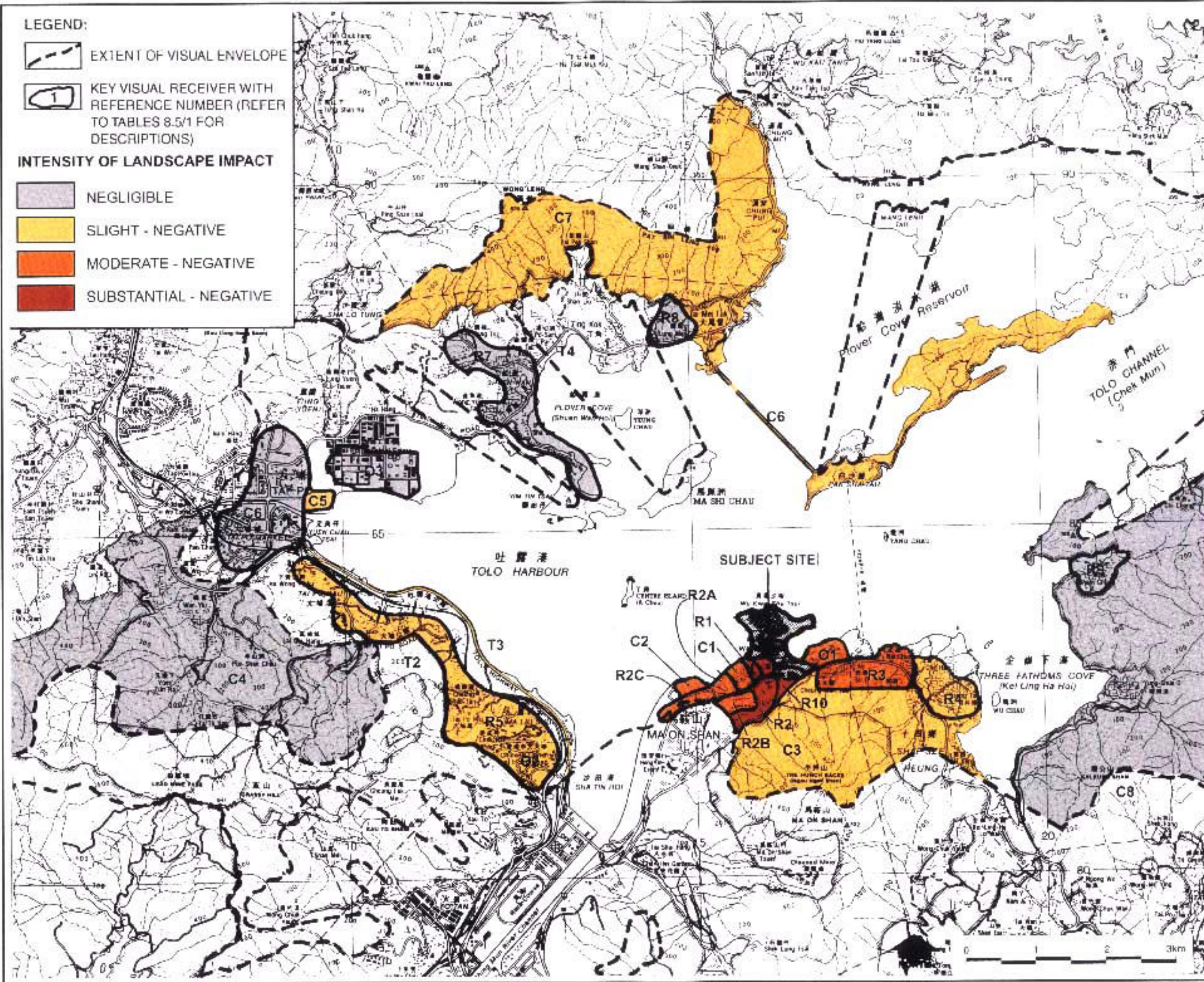


LEGEND:

-  EXTENT OF VISUAL ENVELOPE
-  KEY VISUAL RECEIVER WITH REFERENCE NUMBER (REFER TO TABLES 8.5/1 FOR DESCRIPTIONS)

INTENSITY OF LANDSCAPE IMPACT

-  NEGLIGIBLE
-  SLIGHT - NEGATIVE
-  MODERATE - NEGATIVE
-  SUBSTANTIAL - NEGATIVE



Note:
Baseline information as at Study Commencement (1999)

Scale	1:50,000
Agreement No.	CP 52/95
Area	116 DEVELOPMENT
Project	FEASIBILITY STUDY FOR HOUSING DEVELOPMENT AT WHITEHEAD & LEE ON IN MA ON SHAN, 514 TIN
Project Title	VISUAL IMPACTS DURING CONSTRUCTION
Sheet No.	8.14A
Scale	1:50,000
Prepared by	Binnie Binnie Black & Veatch Hong Kong Limited 城市規劃顧問有限公司 In consultation with CITY PLANNING CONSULTANTS LTD 城市規劃顧問有限公司 RICHARD H. A. PARTNERS (HK) LTD RICHARD H. A. PARTNERS (HK) LTD LARRY H. C. TAM & ASSOCIATES LTD
Approved by	新界東拓展處 NEW TERRITORIES EAST DEVELOPMENT OFFICE 拓展署 Territorial Development Department, Hong Kong