





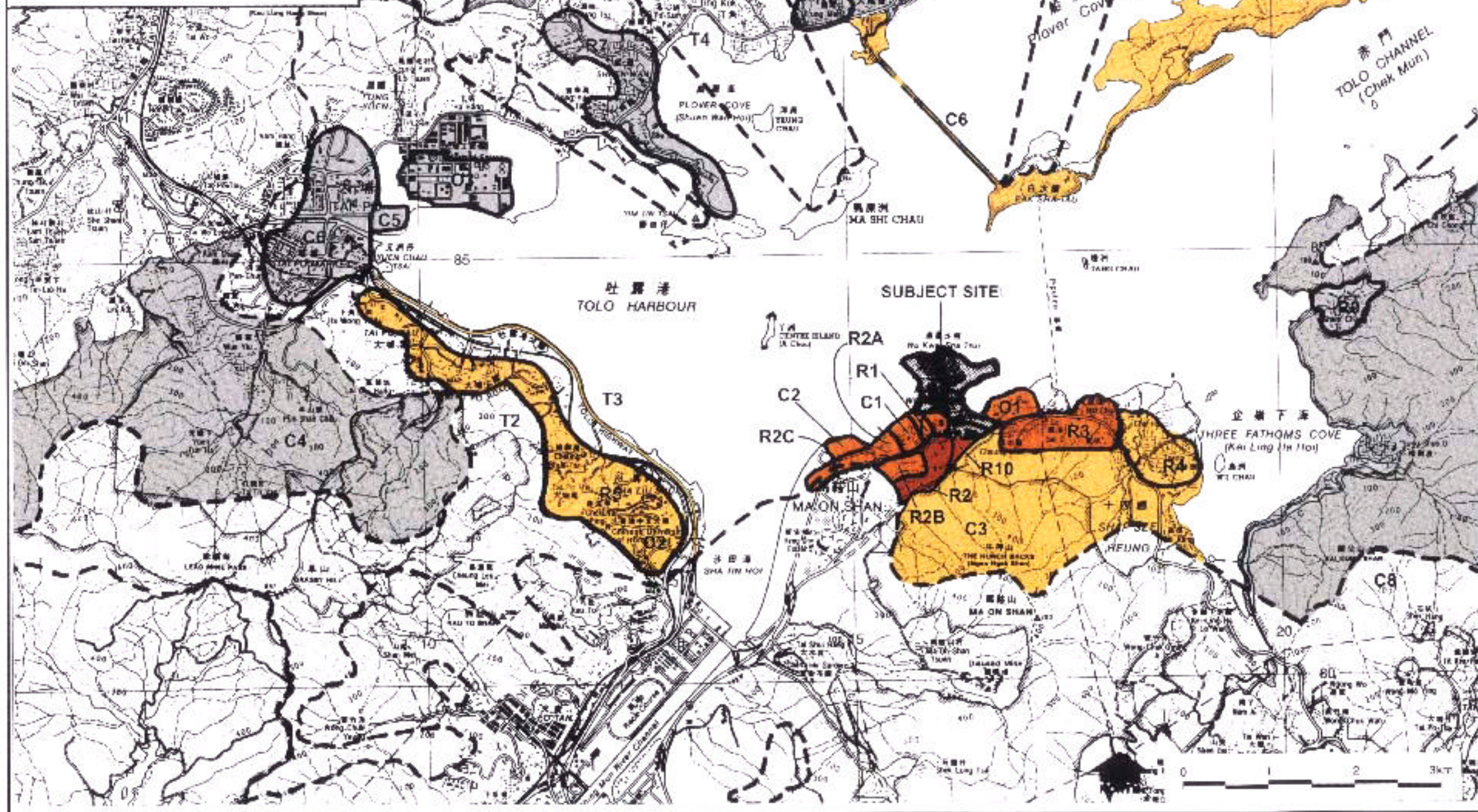


LEGEND:

-  EXTENT OF VISUAL ENVELOPE
-  KEY VISUAL RECEIVER WITH REFERENCE NUMBER (REFER TO TABLES B.5/1 FOR DESCRIPTIONS)

INTENSITY OF LANDSCAPE IMPACT:

-  NEGLIGIBLE
-  SLIGHT - NEGATIVE
-  MODERATE - NEGATIVE
-  SUBSTANTIAL - NEGATIVE



Note:
Baseline Information as at Study Commencement (1999)

AGREEMENT NO. CE 15/99
SHA TIN DEVELOPMENT
FEASIBILITY STUDY FOR HOUSING DEVELOPMENT AT WHITEHEAD & LEE ON IN MA ON SHAN, SHA TIN

VISUAL IMPACTS - DURING OPERATION (DAY 1)

8.14B 1:50,000

Binnie
Binnie Black & Veatch Hong Kong Limited
CITY PLANNING CONSULTANTS LTD
WY HING RING LTD
RONALD L. A. PARTNERS (HK) LTD
JAMES LIMITED
LARRY HO, TAM & ASSOCIATES LTD

新界東拓展處
NEW TERRITORIES EAST
DEVELOPMENT OFFICE
拓展署
Territory Development
Department - Hong Kong