







LEGEND:

-  LANDSCAPE IMPACT STUDY BOUNDARY (300m FROM THE WORKS)
-  PROPOSED WORKS
-  INSUBSTANTIAL
-  SLIGHT - NEGATIVE
-  MODERATE - NEGATIVE
-  SUBSTANTIAL - NEGATIVE

SCALE	SCALE: 1 : 5000	DATE	APR. 2006
CHECK	SOK	DRAWN	PAP
JOB No.	A01602	FIGURE NO.	FIG 8.33
		REV	-