





R8.1 SHAM WAN TOWERS




GIC8.2 APLEICHAU PUMPING STATION




I8.1 SAWMILL AND SHIPYARD  
ON APLEICHAU PRAYA ROAD




I8.2 CONCRETE WORKS



I8.3 INDUSTRIAL ZONE ON LEE NAM ROAD



R8.3 SOUTH HORIZON PHASE 3  
OUB.1 PETROL STATION



O8.1 WATERFRONT OPEN SPACE



T8.1 LEE NAM ROAD



T8.2 ABERDEEN TYPHOON SHELTER