




Key

-  Nursery Site
-  Waste Boundary
-  Consultation Zone Boundary

PRINTED BY: \$USER\$ \$DATE\$ \$TIME\$
 PLOT DRIVERS: \$MODELNAME\$ \$FILENAME\$

REV	DESCRIPTION	BY	DATE	APPROVED	REV	DESCRIPTION	BY	DATE	APPROVED

DRAWN	
DESIGNED	
CHECKED	
APPROVED	
DATE	

DO NOT SCALE DRAWINGS. ALL DIMENSIONS SHALL BE VERIFIED ON SITE.
 © MTR CORPORATION LIMITED 2008. COPYRIGHT IN RESPECT OF THIS DRAWING / DOCUMENT IS OWNED BY THE MTR CORPORATION LIMITED OF HONG KONG. NO REPRODUCTION OF THE DRAWING / DOCUMENT OR ANY PART BY WHATEVER MEANS IS PERMITTED WITHOUT THE PRIOR WRITTEN CONSENT OF THE MTR CORPORATION LIMITED.

MTR

EXPRESS RAIL LINK

ORIGINATOR

ENSR | AECOM

CADD REF.

TITLE

NOL / ERL-300
 ENVIRONMENTAL IMPACT ASSESSMENT
 LOCATION OF SIU LANG SHUI LANDFILL
 AND THE NURSERY SITE

SCALE AS SHOWN

DRAWING NO.
 NOL/ERL/300/C/XRL/ENS/M61/103

REV. A

0092855-SL5-landfill.dwg