

**Appendix 7.1 Summary of Alternative Design Scheme**

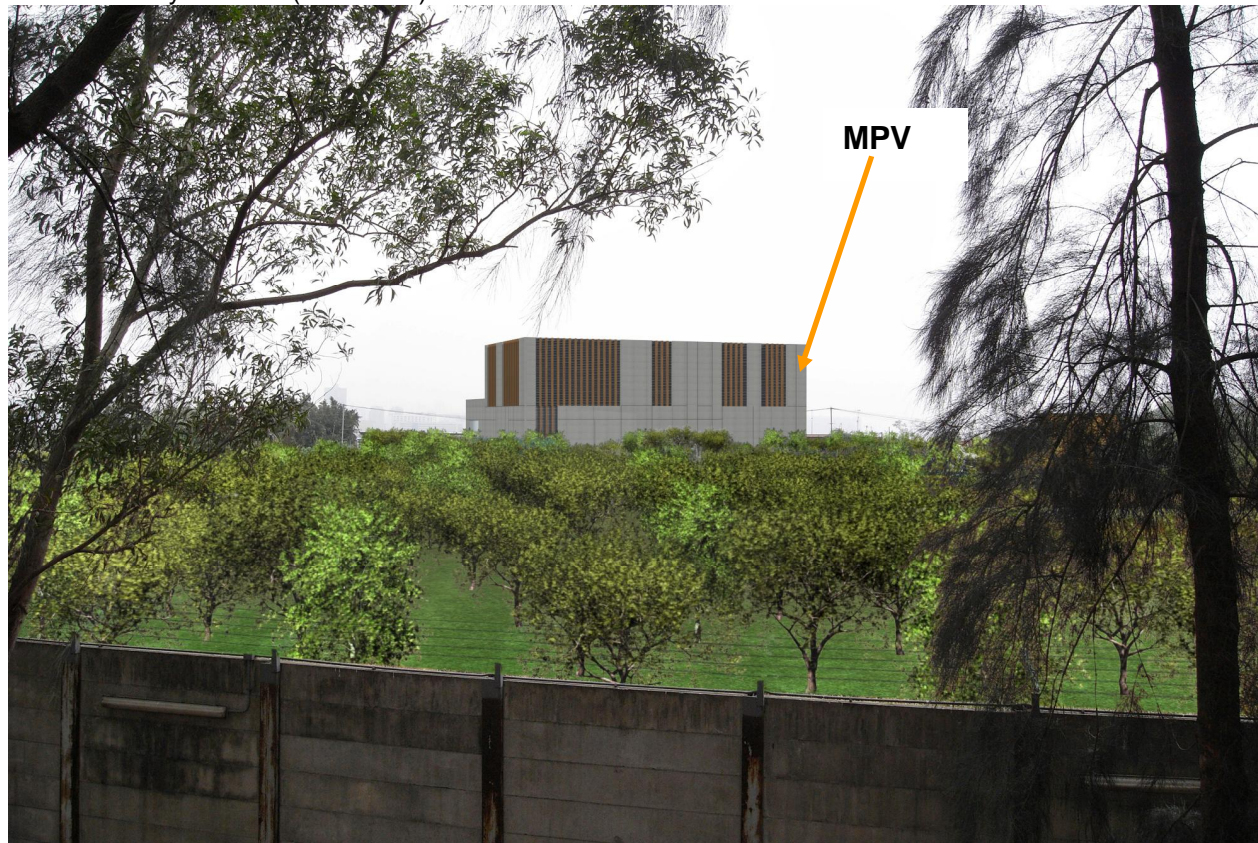
**Ventilation Building (VB) and Emergency Access Point (EAP)**

***Mai Po Ventilation Building (MPV)***

Option MPV1a (Preferred Option)

Building Width: 25m  
Building Length: 33m  
Building Height: 14m

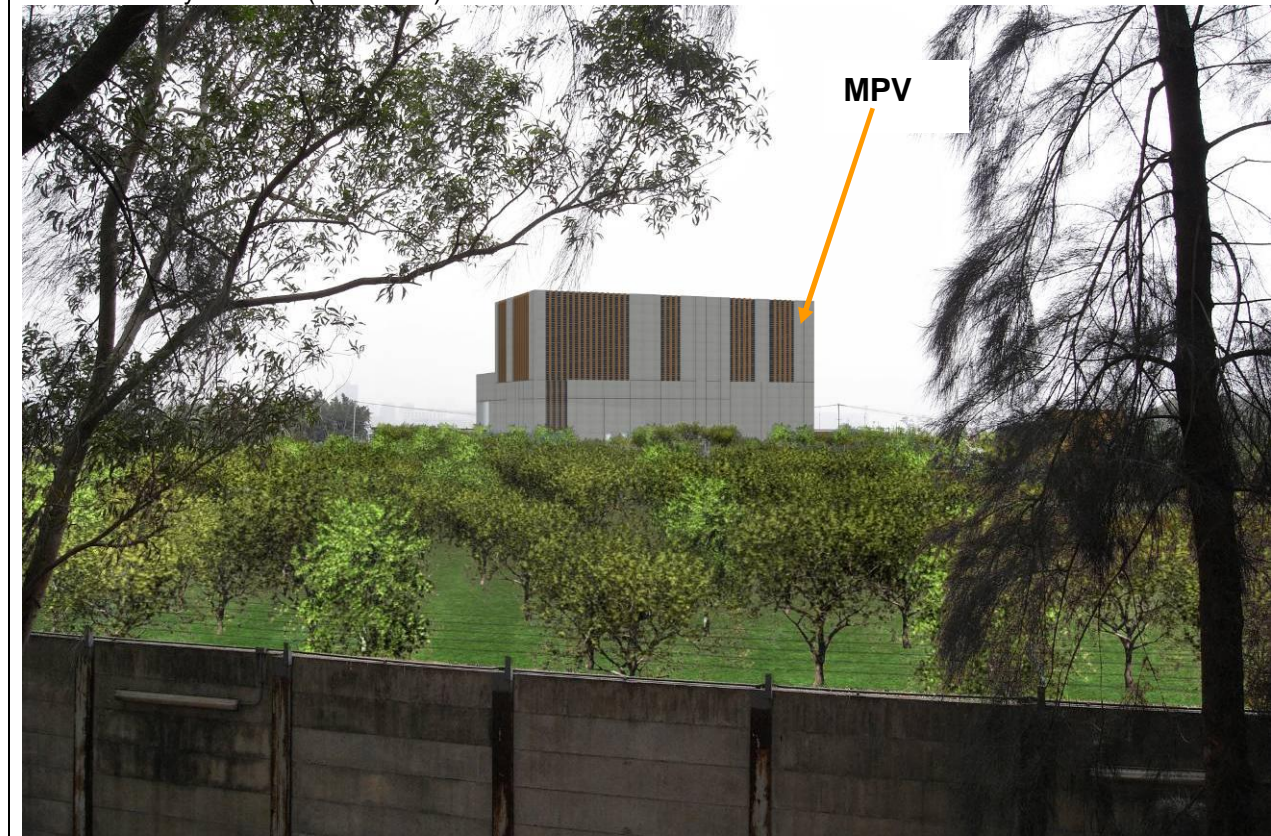
View from Royal Palms (VSR R1.1)



Option MPV1b

Building Width: 25m  
Building Length: 33m  
Building Height: 19m

View from Royal Palms (VSR R1.1)






**Appendix 7.1 Summary of Alternative Design Scheme**

**Ngau Tam Mei Ventilation Building (NTV)**


Option NTV1a  
Building Width: 19m  
Building Length: 113m  
Building Height: 14m

View from residential development along Ngau Tam Mei Channel (VSR R2.1)



Option NTV1b (Preferred Option)  
Building Width: 19m  
Building Length: 54m  
Building Height: 21m

View from residential development along Ngau Tam Mei Channel (VSR R2.1)





**Appendix 7.1 Summary of Alternative Design Scheme**

**Tai Kong Po Emergency Access Point (TPP)**

Option TPP1a

Building Width: 30m

Building Length: 42m

Building Height: 19m

View from agricultural area (VSR OU3.2)



Option TPP1b (Preferred Option)

Building Width: 13m

Building Length: 16m

Building Height: 9m

View from agricultural area (VSR OU3.2)





**Appendix 7.1 Summary of Alternative Design Scheme**

**Pat Heung Ventilation Building (PHV)**

Option PHV1a

Building Width: 30m


Building Length: 35m

Building Height: 21m

Width of elevated ventilation adit: 12m

Length of elevated ventilation adit: 31m

View from agricultural area (VSR OU 4.2)



Option PHV1b (Preferred Option)


Building Width: 32m

Building Length: 42m

Building Height: 13m

Without elevated ventilation adit

View from agricultural area (VSR OU 4.2)





**Appendix 7.1 Summary of Alternative Design Scheme**

**Shing Mun Ventilation Building (SMV)**

Option SMV1a (Preferred Option)

Building Width: 22m

Building Length: 34m

Building Height: 21m

Level of green roof 19m above ground

View from Cheung Shan Estate (VSR R6.1)



Option SMV1b

Building Width: 22m

Building Length: 34m

Building Height: 28m

Level of lowest green roof: 26m above ground

View from Cheung Shan Estate (VSR R6.1)





**Appendix 7.1 Summary of Alternative Design Scheme**

**Kwai Chung Ventilation Building (KCV)**

Option KCV1a (Preferred Option)

KCV located at the open car park at Wing Yip Street

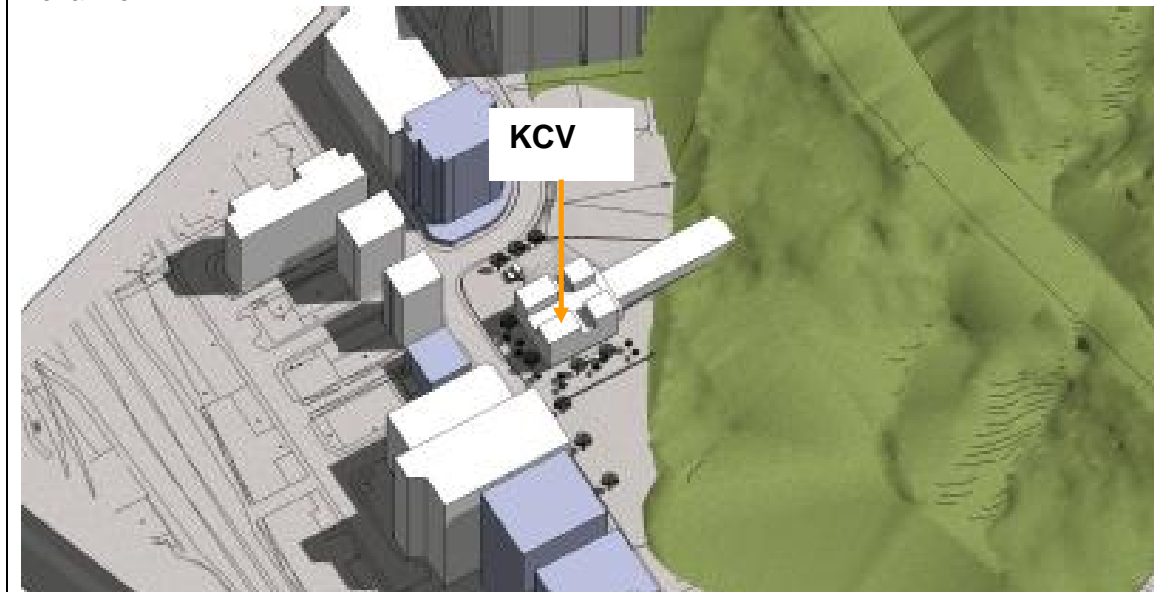
View from Industrial blocks along Tai Lin Pai Road (VSR I7.2)



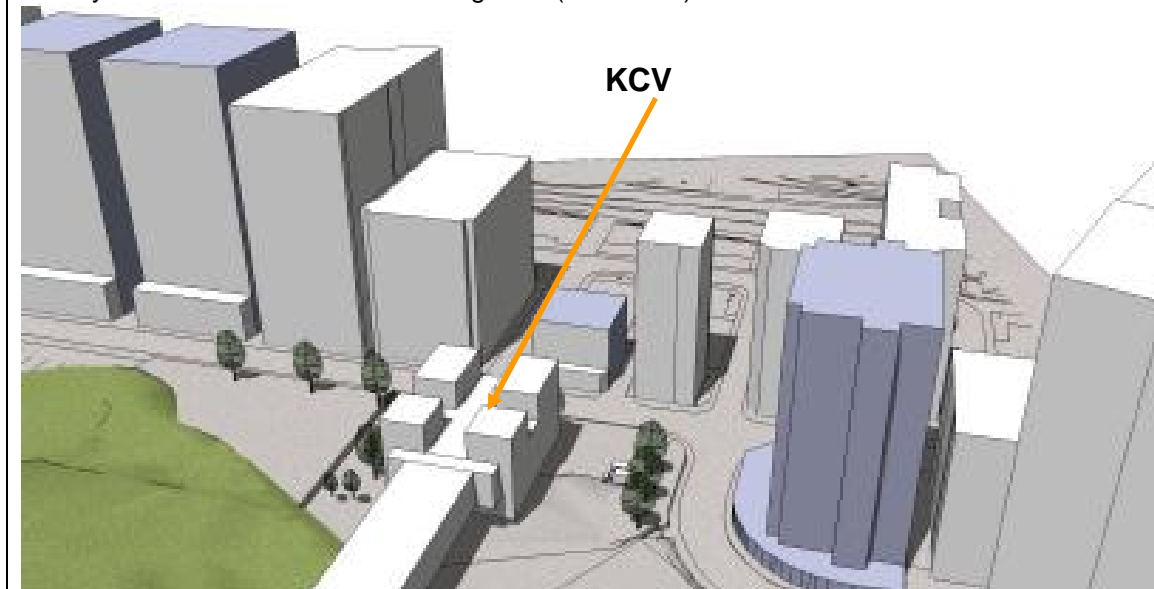
Option KCV1b

KCV located at the site of Highways Department Depot

Aerial view



Bird eye view from Central Kwai Chung Park (VSR O7.1)





**Appendix 7.1 Summary of Alternative Design Scheme**

***Nam Cheong Ventilation Building (NCV)***


Option NCV1a (Preferred Option)

Building Width: 20m

Building Length: 42m

Building Height: 14m

View from St. Margaret's Co-educational English Secondary & Primary School (VSR GIC9.2)




Option NCV1b

Building Width: 20m

Building Length: 42m

Building Height: 19m

View from St. Margaret's Co-educational English Secondary & Primary School (VSR GIC9.2)






**Appendix 7.1 Summary of Alternative Design Scheme**

**Mong Kok West Ventilation Building (MKV)**

Option MKV1a (Preferred Option)

Building Width: 21m  
Building Length: 36m  
Building Height: 13m


View from Hoi Wang Road (VSR T10.1)



Option MKV1b

Building Width: 21m  
Building Length: 36m  
Building Height: 19m

View from Hoi Wang Road (VSR T10.1)






**Appendix 7.1 Summary of Alternative Design Scheme**

**Shek Kong Stabling Sidings (SSS)**

**Shek Kong Stabling Sidings (SSS)**

Option SSS1a

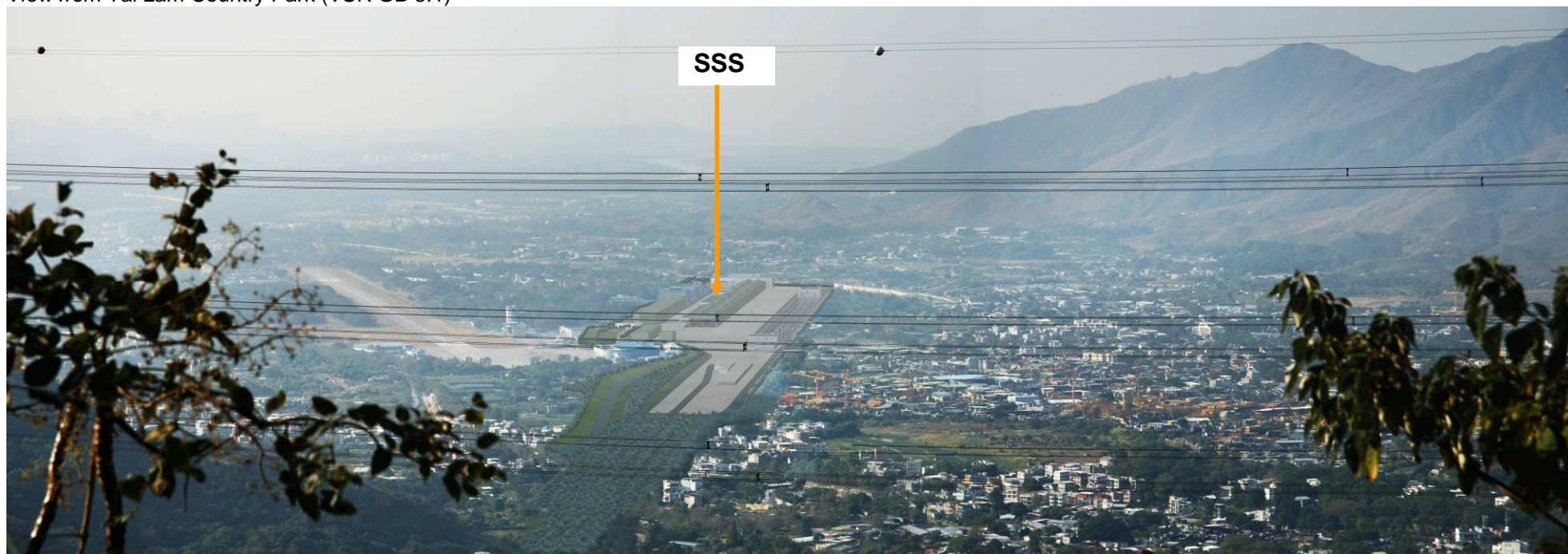
View from Tai Lam Country Park (VSR GB 5.1)



Option SSS1b (Preferred Option)

SSS size reduced due to change of operational requirement.

View from Tai Lam Country Park (VSR GB 5.1)





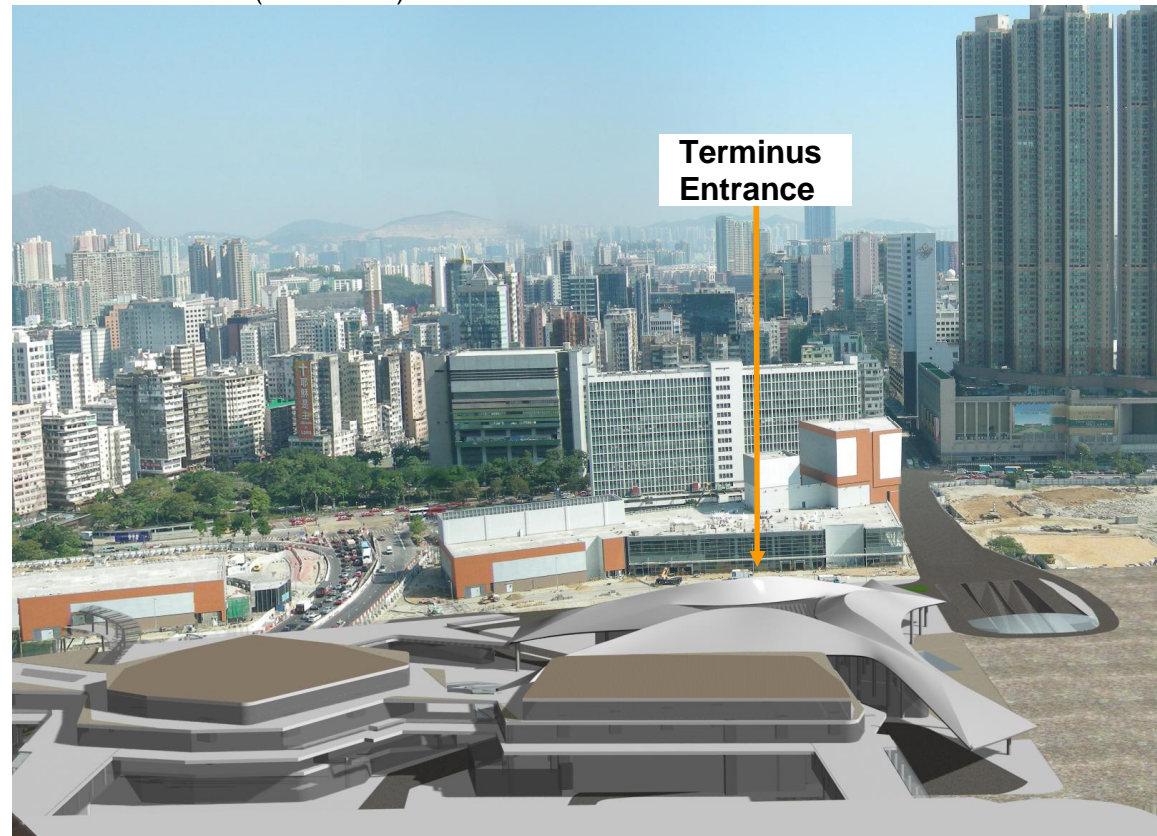
## Appendix 7.1 Summary of Alternative Design Scheme

### West Kowloon Terminus (WKT)

#### *Terminus Entrance*

Option WKT1a  
Building Width: 130m  
Building Length: 210m  
Building Height: 17m

View from The Arch (VSR R10.5)



Option WKT1b (Preferred Option)  
Building Width: 130m  
Building Length: 160m  
Building Height: 30m

View from The Arch (VSR R10.5)





**Appendix 7.1 Summary of Alternative Design Scheme**

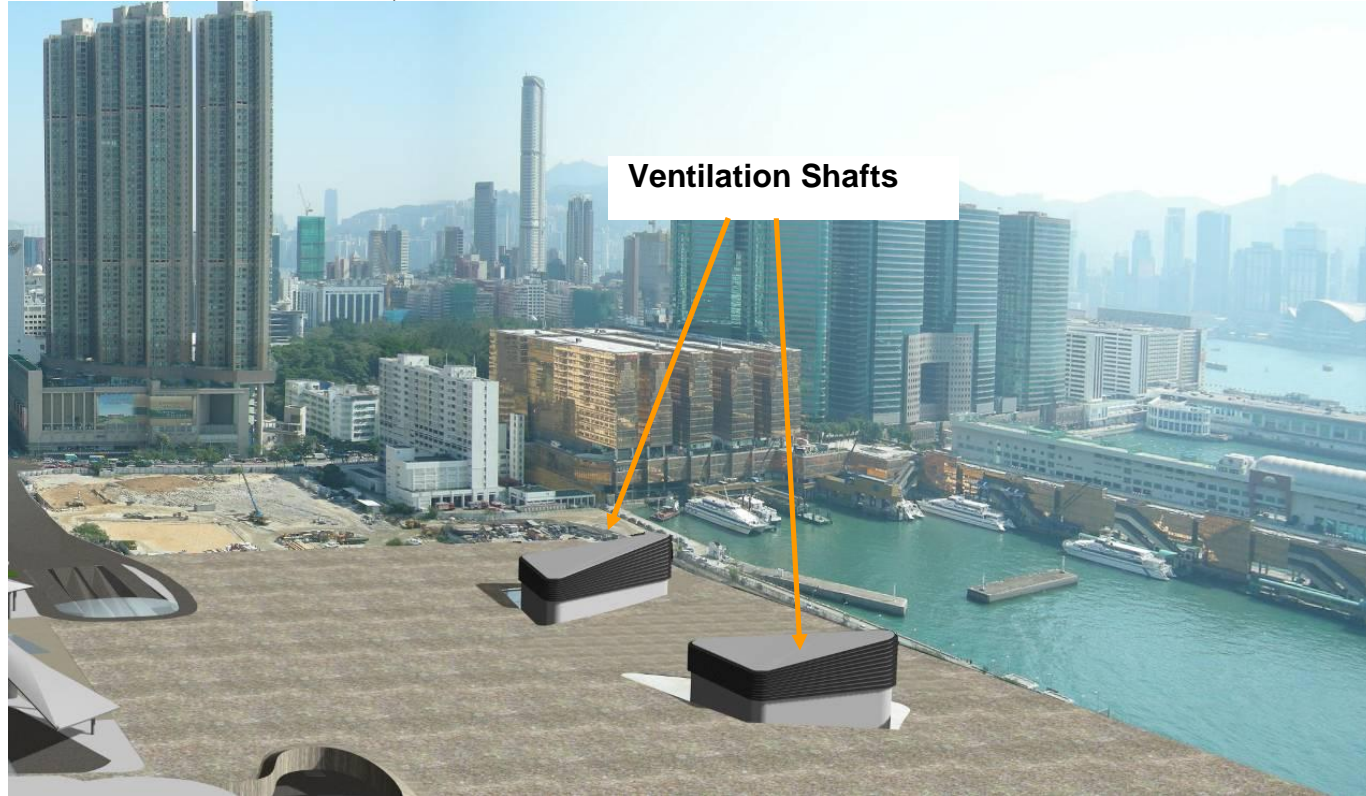
**Ventilation Shafts at WKCD**

Option WKT2a

Ventilation Shaft near Canton Road:  
Building Width: 22m  
Building Length: 35m  
Building Height: 12m

Ventilation Shaft near Lin Cheung Road:  
Building Width: 24m  
Building Length: 35m  
Building Height: 12m

View from The Arch (VSR R10.5)



Option WKT2b (Preferred Option)

Ventilation Shaft near Canton Road:  
Building Width: 24m  
Building Length: 32m  
Building Height: 12m

Ventilation Shaft near Lin Cheung Road:  
Building Width: 36m  
Building Length: 34m  
Building Height: 12m

View from The Arch (VSR R10.5)

