




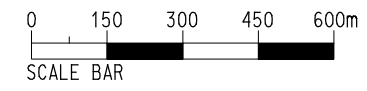


4/15/2010 10:18:05 AM
FILENAME: K:\9135 Kwun Tong Line Ext\drawing\Section 3\3.1.dgn



LEGENDS:

-  STATION (UNDERGROUND)
-  STATION (ABOVE GROUND)
-  WORKS SITE (WITH CONSTRUCTION ACTIVITIES)
-  WORKS AREA / BARGING POINT
-  PROPOSED ALIGNMENT



MTR Corporation Limited
Kwun Tong Line Extension
Contract No. NEX/2207
Environmental Impact Assessment

MODIFIED PREFERRED SCHEME OF KTE PROJECT (SHEET 1 OF 10)

Figure:	3.1	Rev:	-
Scale:	1 : 15000 (A3)		