

3/30/2010 5:23:27 PM
FILENAME: K:\9135 Kwun Tong Line Ext\drawing\Section 3\3.10a.dgn



WIP Jun 2007

WIP May 2007

WIP May 2007

WA12a






WA13

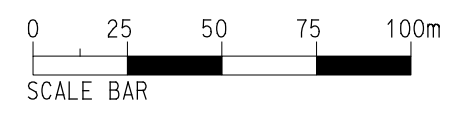
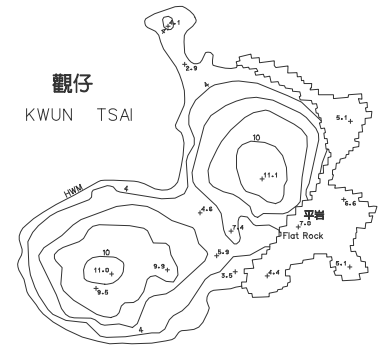
WIP Jun 2007

WIP May 2007

WIP May 2007

LEGENDS:

-  STATION (UNDERGROUND)
-  STATION (ABOVE GROUND)
-  WORKS SITE (WITH CONSTRUCTION ACTIVITIES)
-  WORKS AREA / BARGING POINT
-  PROPOSED ALIGNMENT



MTR Corporation Limited
Kwun Tong Line Extension
Contract No. NEX/2207
Environmental Impact Assessment

MODIFIED PREFERRED SCHEME OF KTE PROJECT (SHEET 10 OF 10)

Figure:	3.10a	Rev:	-
Scale:	1 : 2000 (A3)		