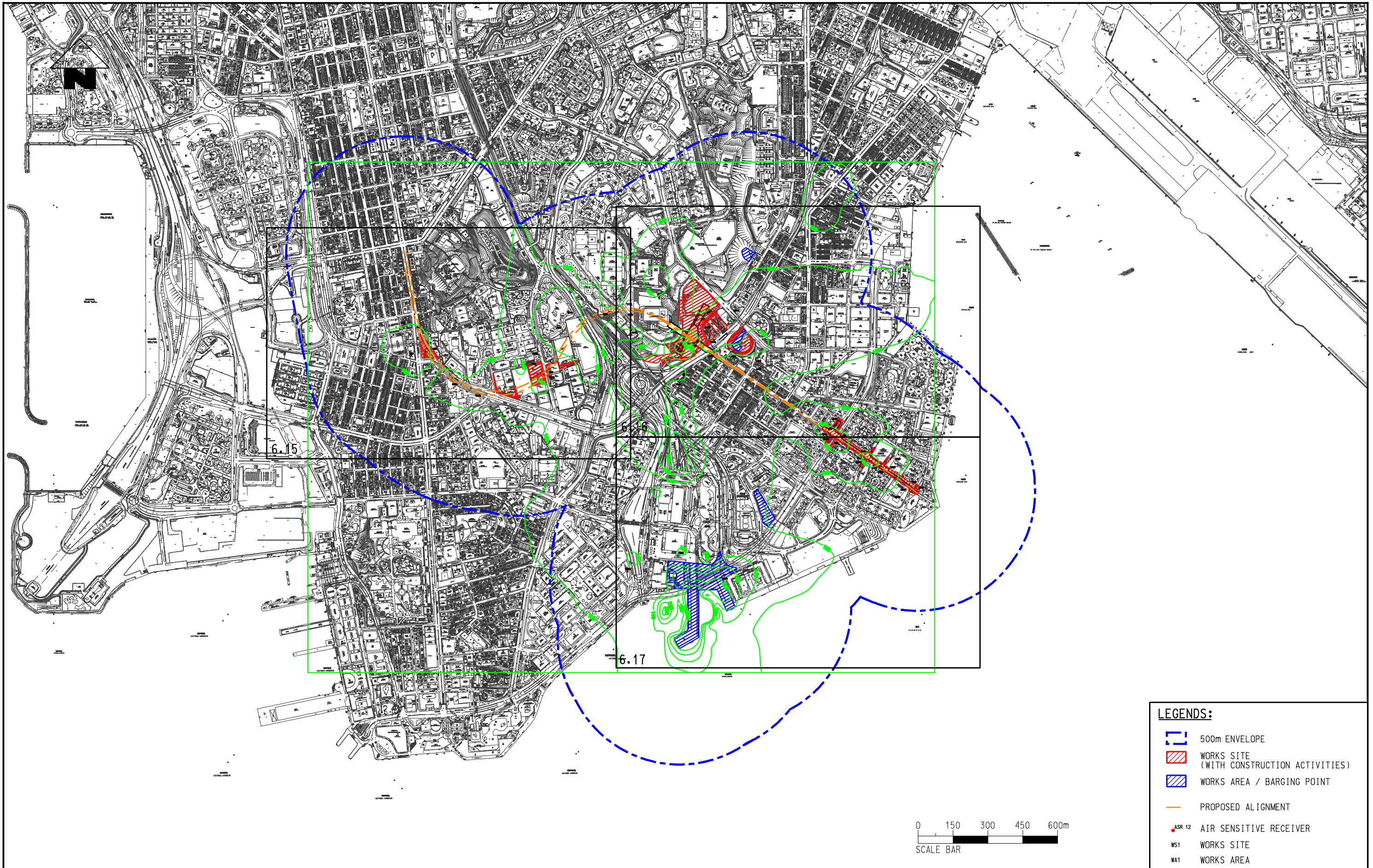







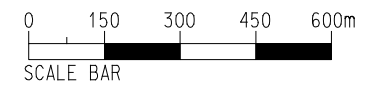


11/6/2010 2:37:27 K:\9135 Kwun Tong Line Ext\drawing\Air Quality_Contour\Rev1_20100604\6.14.dgn



- LEGENDS:**
-  500m ENVELOPE
 -  WORKS SITE (WITH CONSTRUCTION ACTIVITIES)
 -  WORKS AREA / BARGING POINT
 -  PROPOSED ALIGNMENT
 -  ASR 12 AIR SENSITIVE RECEIVER
 -  WS1 WORKS SITE
 -  WA1 WORKS AREA



24 HOUR AVERAGED CUMULATIVE TSP CONCENTRATION IN $\mu\text{g}/\text{m}^3$ OF TIER 1 AT 1.5M ABOVE GROUND LEVEL (AQO: $260 \mu\text{g}/\text{m}^3$)
KEY PLAN (SHEET 1 OF 4)



MTR Corporation Limited
 Kwun Tong Line Extension
 Contract No. NEX/2207
 Environmental Impact Assessment

Figure:	6.14	Rev:	-
Scale:	1 : 15000 (A3)		