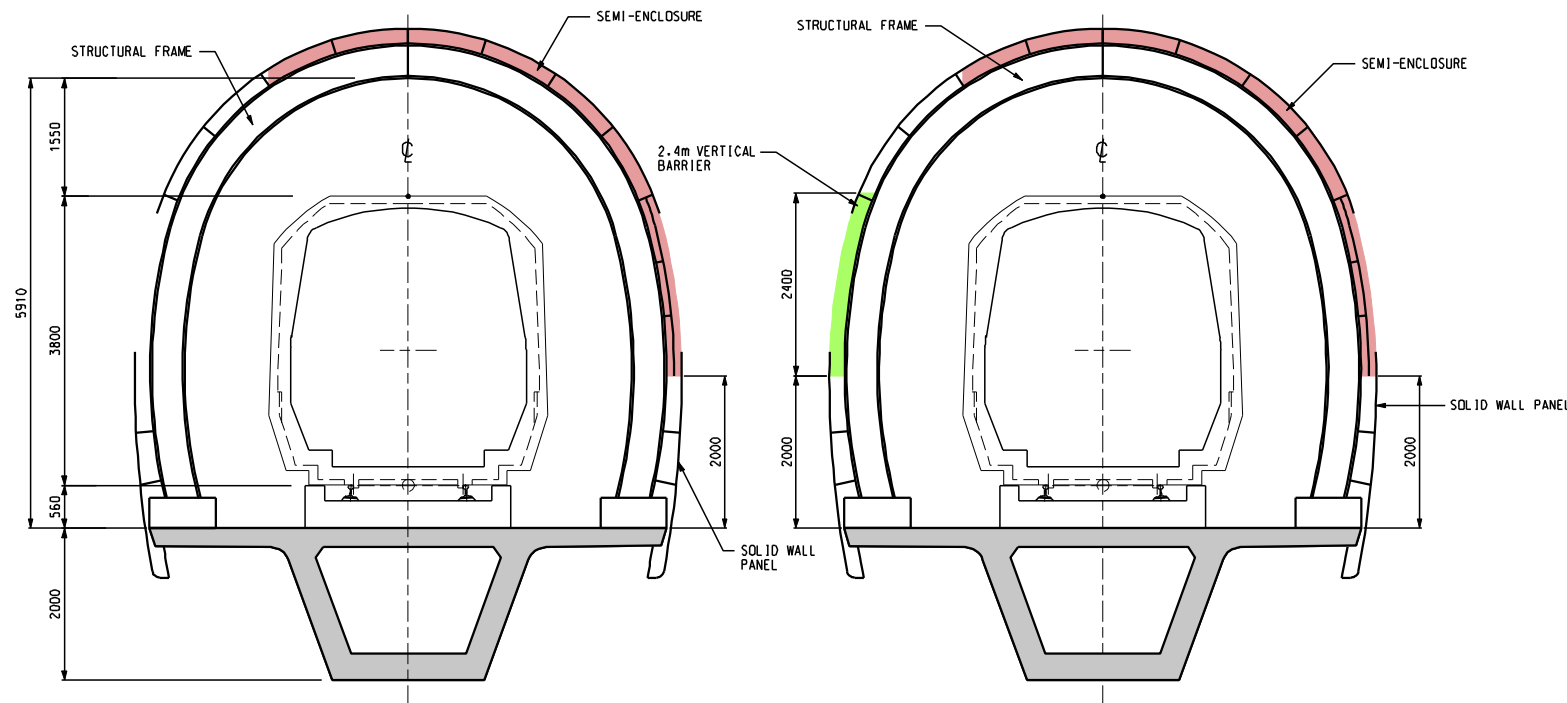
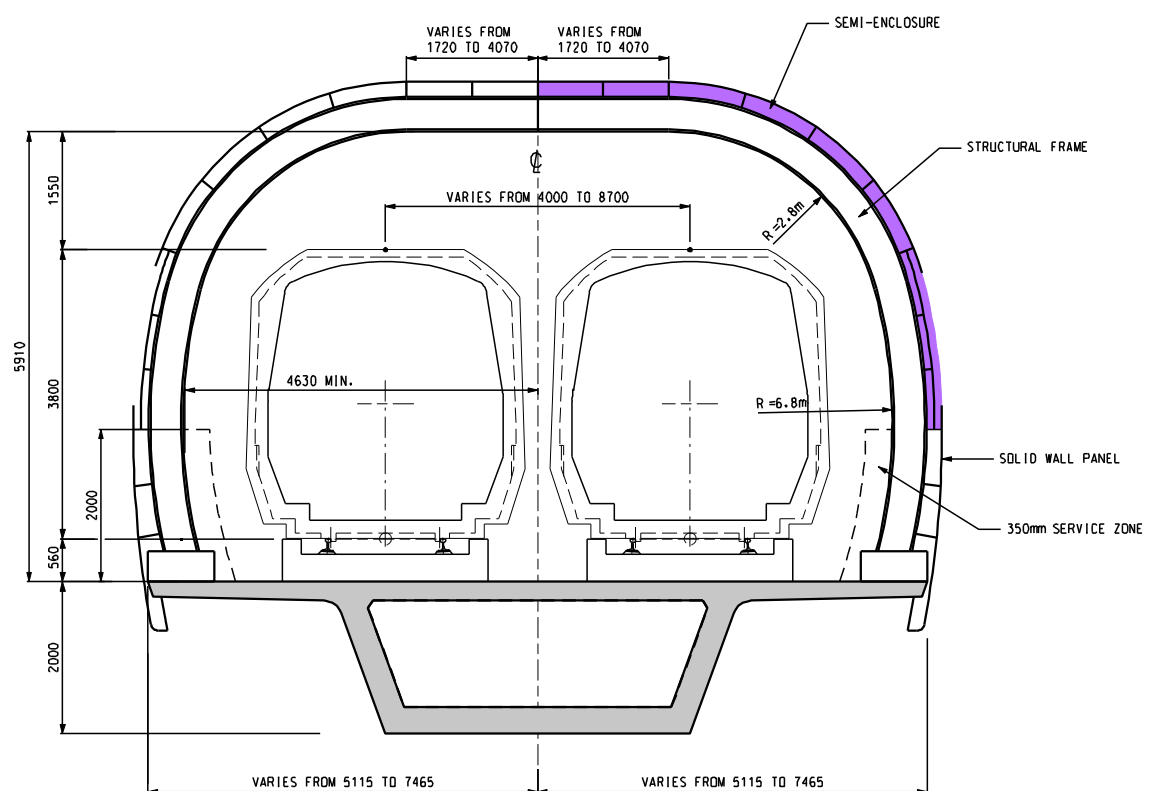


LEGEND:

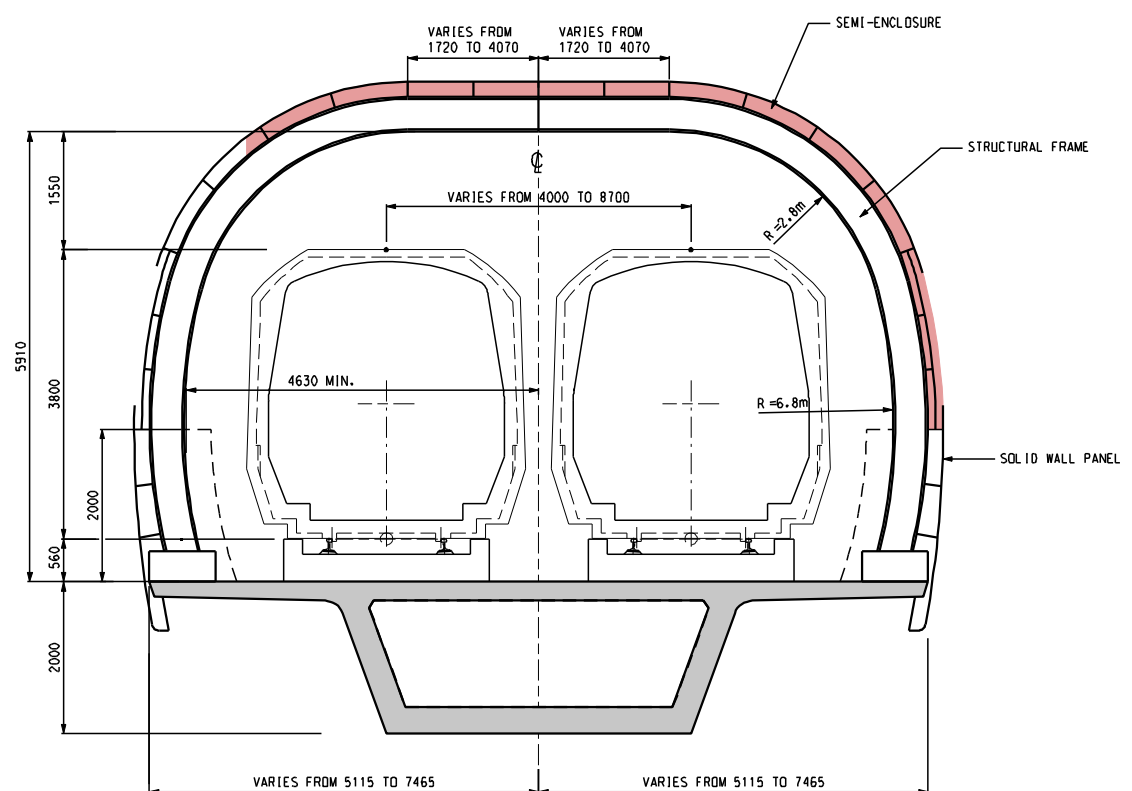
- SEMI-ENCLOSURE COVERING BOTH TRACKS WITH OPENING AT NORTHERN SIDE
- SEMI-ENCLOSURE COVERING NEAREST TRACK
- VERTICAL BARRIER



SECTION D  
SCALE 1:50 3.30



SECTION E  
SCALE 1:50 3.30



SECTION F  
SCALE 1:50 3.30

Rev	Date	Drawn	Description	Ch'kd	App'd
E	MAR 10	MING	ISSUE TO MTRC & EPD	CWK	AFK
D	DEC 09	MING	ISSUE TO MTRC & EPD	CWK	AFK
C	NOV 09	MING	ISSUE TO MTRC & EPD	CWK	AFK
B	OCT 09	MING	ISSUE TO MTRC	CWK	AFK
A	JUL 09	MM	ISSUE TO MTRC	CWK	AFK

Client



Mott MacDonald Hong Kong Ltd  
7th Floor  
West Wing Office Building  
New World Centre  
20 Salisbury Road  
Tsim Sha Tsui, Kowloon  
Hong Kong  
Tel: 2828 5757  
Fax: 2827 1823  
Web: www.mottmac.com.hk

Project

CONSULTANCY AGREEMENT NO. NEX/2301  
SOUTH ISLAND LINE (EAST)  
ENVIRONMENTAL IMPACT ASSESSMENT

Title

SCHEMATIC CROSS-SECTION  
OF NOISE BARRIER / SEMI-ENCLOSURE  
(SHEET 3 OF 3)

Designed	CWK	Eng.Chk.	FY
Drawn	MING	Coordination	FY
Dwg.Chk.	CWK	Approved	AFK

Scale	Project	Status
1:50@A1	248137	PRE
	CAD File	Rev
	\\248137\report\env\elo_00223\FIGURE 3.33.dgn	E

Drawing No. FIGURE 3.33