REMARKS:
THE DRAWINGS PROVIDE ONLY AESTHETIC IMPRESSION OF THE INDICATIVE FORM,SIZE AND QUALITY OF THE ARCHITECTURAL AND LANDSCAPING TREATMENT FOR THE STRUCTURES.THE FINAL DETAILS OF LAYOUT, MATERIALS,FINISHES WILL BE SUBJECT TO DETAILED DESIGN.

EXISTING VIEW



DAY 1 WITHOUT MITIGATION



DAY 1 WITH MITIGATION

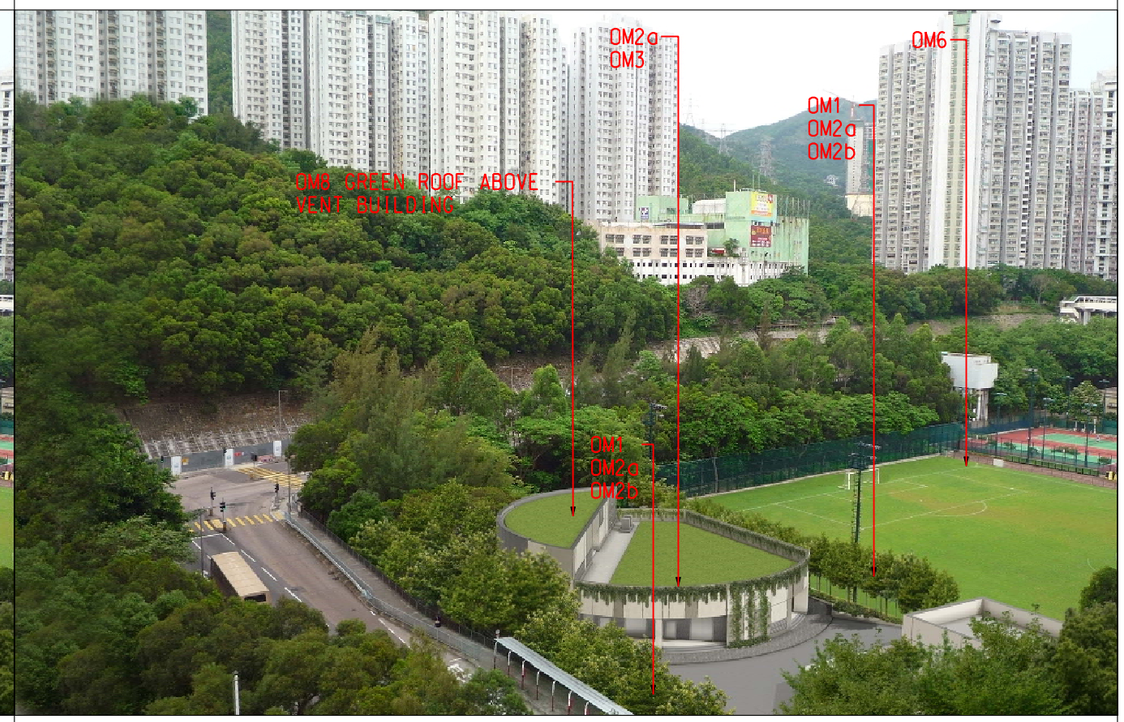

YEAR 10 WITH MITIGATION

REV	DESCRIPTION	BY	DATE	APPROVED	REV	DESCRIPTION	BY	DATE	APPROVED

DRAWN	CC
DESIGNED	EL
CHECKED	AC
APPROVED	KN
DATE	14/JAN/2011

DO NOT SCALE DRAWINGS. ALL DIMENSIONS SHALL BE VERIFIED ON SITE.
© MTR CORPORATION LIMITED 2008 COPYRIGHT IN RESPECT OF THIS DRAWING / DOCUMENT IS OWNED BY THE MTR CORPORATION LIMITED OF HONG KONG. NO REPRODUCTION OF THE DRAWING / DOCUMENT OR ANY PART BY WHATEVER MEANS IS PERMITTED WITHOUT THE PRIOR WRITTEN CONSENT OF THE MTR CORPORATION LIMITED.

MTR

SHATIN TO CENTRAL LINK

ORIGINATOR
ARUP Ove Arup & Partners Hong Kong Limited

CADD REF.
FIGURE 6.11.38A.DGN

TITLE
NEX 2206 - TAW TO HUH SECTION
LANDSCAPE AND VISUAL IMPACT ASSESSMENT
MA CHAI HANG VENT BUILDING
PHOTOMONTAGE - MCH/PM2

SCALE	DRAWING NO.	REV.
NTS	FIGURE 6.11.38	B

PLOT DRV: k:\Microstation Standard\Printer Driver\A3 COLOUR.plt
MODELNAME: Default PRINTED BY: designer3 2011/1/27 %w#%£ñ3ñ0
FILENAME: K:\Project\HK PROJ\QA7 Shatin CentralLink\NEW DRAWING\FIGURE-6.11.38A.dgn