

Road Link	Link ID	x-start (m)	y-start (m)	x-end (m)	y-end (m)	Height (m)	Width (m)	Length (m)	Hr 01		Hr 02		Hr 03		Hr 04		Hr 05		Hr 06		Hr 07		Hr 08		Hr 09		Hr 10		Hr 11		Hr 12		Hr 13		Hr 14		Hr 15		Hr 16		Hr 17		Hr 18		Hr 19		Hr 20		Hr 21		Hr 22		Hr 23		Hr 24	
									Flow (veh/hr)	Emf (g/veh/mile)	Flow (veh/hr)	Emf (g/veh/mile)	Flow (veh/hr)	Emf (g/veh/mile)	Flow (veh/hr)	Emf (g/veh/mile)	Flow (veh/hr)	Emf (g/veh/mile)	Flow (veh/hr)	Emf (g/veh/mile)	Flow (veh/hr)	Emf (g/veh/mile)	Flow (veh/hr)	Emf (g/veh/mile)	Flow (veh/hr)	Emf (g/veh/mile)	Flow (veh/hr)	Emf (g/veh/mile)	Flow (veh/hr)	Emf (g/veh/mile)	Flow (veh/hr)	Emf (g/veh/mile)	Flow (veh/hr)	Emf (g/veh/mile)	Flow (veh/hr)	Emf (g/veh/mile)	Flow (veh/hr)	Emf (g/veh/mile)	Flow (veh/hr)	Emf (g/veh/mile)	Flow (veh/hr)	Emf (g/veh/mile)	Flow (veh/hr)	Emf (g/veh/mile)	Flow (veh/hr)	Emf (g/veh/mile)	Flow (veh/hr)	Emf (g/veh/mile)	Flow (veh/hr)	Emf (g/veh/mile)	Flow (veh/hr)	Emf (g/veh/mile)	Flow (veh/hr)	Emf (g/veh/mile)	Flow (veh/hr)	Emf (g/veh/mile)
Yuen Long Highway (NB)	8226	822087	833541	822084	833608	4.5	13.0	67	217	0.022	160	0.022	103	0.021	92	0.021	80	0.020	114	0.020	217	0.023	595	0.023	790	0.027	675	0.025	664	0.025	629	0.024	618	0.023	629	0.025	652	0.024	698	0.025	710	0.025	721	0.025	778	0.025	675	0.024	504	0.023	423	0.023	378	0.023	320	0.022
Yuen Long Highway (NB)	8227	822084	833608	822083	833666	4.5	13.0	58	217	0.022	160	0.022	103	0.021	92	0.021	80	0.020	114	0.020	217	0.023	595	0.023	790	0.027	675	0.025	664	0.025	629	0.024	618	0.023	629	0.025	652	0.024	698	0.025	710	0.025	721	0.025	778	0.025	675	0.024	504	0.023	423	0.023	378	0.023	320	0.022
Yuen Long Highway (NB)	8228	822083	833666	822082	833728	4.0	13.0	62	217	0.022	160	0.022	103	0.021	92	0.021	80	0.020	114	0.020	217	0.023	595	0.023	790	0.027	675	0.025	664	0.025	629	0.024	618	0.023	629	0.025	652	0.024	698	0.025	710	0.025	721	0.025	778	0.025	675	0.024	504	0.023	423	0.023	378	0.023	320	0.022
Yuen Long Highway (NB)	8229	822082	833728	822081	833759	3.5	13.0	31	217	0.022	160	0.022	103	0.021	92	0.021	80	0.020	114	0.020	217	0.023	595	0.023	790	0.027	675	0.025	664	0.025	629	0.024	618	0.023	629	0.025	652	0.024	698	0.025	710	0.025	721	0.025	778	0.025	675	0.024	504	0.023	423	0.023	378	0.023	320	0.022
Yuen Long Highway (NB)	8230	822081	833759	822083	833806	2.5	13.0	47	217	0.022	160	0.022	103	0.021	92	0.021	80	0.020	114	0.020	217	0.023	595	0.023	790	0.027	675	0.025	664	0.025	629	0.024	618	0.023	629	0.025	652	0.024	698	0.025	710	0.025	721	0.025	778	0.025	675	0.024	504	0.023	423	0.023	378	0.023	320	0.022
Yuen Long Highway (NB)	8231	822083	833806	822086	833857	2.5	16.0	51	217	0.022	160	0.022	103	0.021	92	0.021	80	0.020	114	0.020	217	0.023	595	0.023	790	0.027	675	0.025	664	0.025	629	0.024	618	0.023	629	0.025	652	0.024	698	0.025	710	0.025	721	0.025	778	0.025	675	0.024	504	0.023	423	0.023	378	0.023	320	0.022
Yuen Long Highway (Shap Pat Heung INT) (EB)	8211	821637	832941	821660	832961	6.5	13.0	30	694	0.029	511	0.029	329	0.028	292	0.028	256	0.028	365	0.028	694	0.032	1899	0.031	2520	0.035	2155	0.033	2118	0.033	2008	0.031	1972	0.030	2008	0.032	2082	0.032	2228	0.033	2264	0.033	2301	0.033	2483	0.033	2155	0.032	1607	0.030	1351	0.029	1205	0.030	1022	0.029
Yuen Long Highway (Pok Oi INT) (SB)	8248	822150	833972	822147	833925	2.5	16.0	46	312	0.034	230	0.034	148	0.033	131	0.034	115	0.032	164	0.032	312	0.034	853	0.036	1132	0.039	968	0.038	952	0.038	902	0.036	886	0.036	902	0.037	935	0.036	1001	0.038	1017	0.038	1034	0.038	1116	0.039	968	0.036	722	0.035	607	0.034	541	0.034	459	0.034
Yuen Long Highway (SB)	8249	822145	833853	822152	833812	3.0	15.0	41	253	0.033	187	0.033	120	0.033	107	0.033	93	0.032	133	0.033	253	0.034	693	0.036	919	0.040	786	0.038	773	0.038	733	0.036	720	0.035	733	0.037	760	0.037	813	0.038	826	0.038	840	0.038	906	0.038	786	0.037	586	0.035	493	0.034	440	0.034	373	0.034
Yuen Long Highway (SB)	8250	822152	833812	822157	833769	3.0	14.0	44	253	0.033	187	0.033	120	0.033	107	0.033	93	0.032	133	0.033	253	0.034	693	0.036	919	0.040	786	0.038	773	0.038	733	0.036	720	0.035	733	0.037	760	0.037	813	0.038	826	0.038	840	0.038	906	0.038	786	0.037	586	0.035	493	0.034	440	0.034	373	0.034
Yuen Long Highway (SB)	8251	822157	833769	822158	833739	3.5	14.0	30	253	0.033	187	0.033	120	0.033	107	0.033	93	0.032	133	0.033	253	0.034	693	0.036	919	0.040	786	0.038	773	0.038	733	0.036	720	0.035	733	0.037	760	0.037	813	0.038	826	0.038	840	0.038	906	0.038	786	0.037	586	0.035	493	0.034	440	0.034	373	0.034
Yuen Long Highway (SB)	8252	822158	833739	822156	833673	4.0	14.0	66	253	0.033	187	0.033	120	0.033	107	0.033	93	0.032	133	0.033	253	0.034	693	0.036	919	0.040	786	0.038	773	0.038	733	0.036	720	0.035	733	0.037	760	0.037	813	0.038	826	0.038	840	0.038	906	0.038	786	0.037	586	0.035	493	0.034	440	0.034	373	0.034
Yuen Long Highway (SB)	8253	822156	833673	822154	833655	4.5	14.0	68	253	0.033	187	0.033	120	0.033	107	0.033	93	0.032	133	0.033	253	0.034	693	0.036	919	0.040	786	0.038	773	0.038	733	0.036	720	0.035	733	0.037	760	0.037	813	0.038	826	0.038	840	0.038	906	0.038	786	0.037	586	0.035	493	0.034	440	0.034	373	0.034
Yuen Long Highway (SB)	8254	822154	833655	822150	833551	4.5	14.0	54	253	0.033	187	0.033	120	0.033	107	0.033	93	0.032	133	0.033	253	0.034	693	0.036	919	0.040	786	0.038	773	0.038	733	0.036	720	0.035	733	0.037	760	0.037	813	0.038	826	0.038	840	0.038	906	0.038	786	0.037	586	0.035	493	0.034	440	0.034	373	0.034
Yuen Long Highway (SB)	8255	822150	833551	822142	833500	5.0	14.0	52	253	0.033	187	0.033	120	0.033	107	0.033	93	0.032	133	0.033	253	0.034	693	0.036	919	0.040	786	0.038	773	0.038	733	0.036	720	0.035	733	0.037	760	0.037	813	0.038	826	0.038	840	0.038	906	0.038	786	0.037	586	0.035	493	0.034	440	0.034	373	0.034
Yuen Long Highway (SB)	8256	822142	833500	822130	833451	5.5	14.0	50	253	0.033	187	0.033	120	0.033	107	0.033	93	0.032	133	0.033	253	0.034	693	0.036	919	0.040	786	0.038	773	0.038	733	0.036	720	0.035	733	0.037	760	0.037	813	0.038	826	0.038	840	0.038	906	0.038	786	0.037	586	0.035	493	0.034	440	0.034	373	0.034
Yuen Long Highway (SB)	8257	822130	833451	822112	833396	6.0	14.0	58	253	0.033	187	0.033	120	0.033	107	0.033	93	0.032	133	0.033	253	0.034	693	0.036	919	0.040	786	0.038	773	0.038	733	0.036	720	0.035	733	0.037	760	0.037	813	0.038	826	0.038	840	0.038	906	0.038	786	0.037	586	0.035	493	0.034	440	0.034	373	0.034
Yuen Long Highway (SB)	8258	822112	833396	822095	833353	6.5	14.0	47	253	0.033	187	0.033	120	0.033	107	0.033	93	0.032	133	0.033	253	0.034	693	0.036	919	0.040	786	0.038	773	0.038	733	0.036	720	0.035	733	0.037	760	0.037	813	0.038	826	0.038	840	0.038	906	0.038	786	0.037	586	0.035	493	0.034	440	0.034	373	0.034
Shap Pat Heung Interchange Slip Road (WB)	8259	822095	833353	822074	833311	6.7	14.0	47	381	0.029	281	0.029	181	0.028	160	0.028	140	0.028	201	0.029	381	0.029	1043	0.031	1384	0.035	1184	0.033	1163	0.033	1103	0.031	1083	0.030	1103	0.032	1143	0.031	1224	0.033	1244	0.033	1264	0.033	1364	0.033	1184	0.032	883	0.030	742	0.030	662	0.030		

Road Link	Link ID	x-start (m)	y-start (m)	x-end (m)	y-end (m)	Height (m)	Width (m)	Length (m)	Hr 01		Hr 02		Hr 03		Hr 04		Hr 05		Hr 06		Hr 07		Hr 08		Hr 09		Hr 10		Hr 11		Hr 12		Hr 13		Hr 14		Hr 15		Hr 16		Hr 17		Hr 18		Hr 19		Hr 20		Hr 21		Hr 22		Hr 23		Hr 24	
									Flow (veh/hr)	Emf (g/veh/mile)	Flow (veh/hr)	Emf (g/veh/mile)	Flow (veh/hr)	Emf (g/veh/mile)	Flow (veh/hr)	Emf (g/veh/mile)	Flow (veh/hr)	Emf (g/veh/mile)	Flow (veh/hr)	Emf (g/veh/mile)	Flow (veh/hr)	Emf (g/veh/mile)	Flow (veh/hr)	Emf (g/veh/mile)	Flow (veh/hr)	Emf (g/veh/mile)	Flow (veh/hr)	Emf (g/veh/mile)	Flow (veh/hr)	Emf (g/veh/mile)	Flow (veh/hr)	Emf (g/veh/mile)	Flow (veh/hr)	Emf (g/veh/mile)	Flow (veh/hr)	Emf (g/veh/mile)	Flow (veh/hr)	Emf (g/veh/mile)	Flow (veh/hr)	Emf (g/veh/mile)	Flow (veh/hr)	Emf (g/veh/mile)	Flow (veh/hr)	Emf (g/veh/mile)	Flow (veh/hr)	Emf (g/veh/mile)	Flow (veh/hr)	Emf (g/veh/mile)	Flow (veh/hr)	Emf (g/veh/mile)	Flow (veh/hr)	Emf (g/veh/mile)	Flow (veh/hr)	Emf (g/veh/mile)	Flow (veh/hr)	Emf (g/veh/mile)
No Name (EB)	5207	820665	832738	820691	832739	0.0	13.4	26	91	0.035	69	0.034	52	0.033	48	0.035	43	0.033	52	0.033	104	0.033	182	0.039	264	0.040	242	0.039	242	0.039	238	0.039	247	0.038	247	0.038	260	0.040	260	0.040	264	0.040	268	0.040	277	0.040	247	0.036	190	0.036	160	0.036	147	0.035	134	0.034
No Name (EB)	5208	820718	832744	820779	832762	0.0	13.4	64	91	0.035	69	0.034	52	0.033	48	0.035	43	0.033	52	0.033	104	0.033	182	0.039	264	0.040	242	0.039	242	0.039	238	0.039	247	0.038	247	0.038	260	0.040	260	0.040	264	0.040	268	0.040	277	0.040	247	0.036	190	0.036	160	0.036	147	0.035	134	0.034
No Name (EB)	5209	820779	832762	820828	832770	0.0	13.4	49	88	0.035	67	0.035	50	0.033	46	0.036	42	0.033	50	0.033	101	0.034	176	0.038	256	0.040	235	0.039	235	0.039	230	0.039	239	0.039	239	0.039	251	0.040	251	0.040	256	0.039	260	0.041	268	0.040	239	0.036	184	0.036	155	0.035	142	0.035	130	0.035
No Name (EB)	5210	820828	832770	820867	832766	0.0	13.4	40	88	0.035	67	0.035	50	0.033	46	0.036	42	0.033	50	0.033	101	0.034	176	0.038	256	0.040	235	0.039	235	0.039	230	0.039	239	0.039	239	0.039	251	0.040	251	0.040	256	0.039	260	0.041	268	0.040	239	0.036	184	0.036	155	0.035	142	0.035	130	0.035
No Name (EB)	5211	820867	832766	821014	832735	0.0	13.4	150	88	0.035	67	0.035	50	0.033	46	0.036	42	0.033	50	0.033	101	0.034	176	0.038	256	0.040	235	0.039	230	0.039	239	0.039	239	0.039	251	0.040	251	0.040	256	0.039	260	0.041	268	0.040	239	0.036	184	0.036	155	0.035	142	0.035	130	0.035		
No Name (WB)	5213	821012	832725	820868	832756	0.0	13.4	147	70	0.008	53	0.007	40	0.007	37	0.007	33	0.008	40	0.008	80	0.008	140	0.009	204	0.009	187	0.008	187	0.008	184	0.008	191	0.008	191	0.008	201	0.008	201	0.008	204	0.008	207	0.008	214	0.008	191	0.008	147	0.008	124	0.008	114	0.008	104	0.008
No Name (WB)	5214	820868	832756	820828	832760	0.0	13.4	41	70	0.008	53	0.007	40	0.007	37	0.007	33	0.008	40	0.008	80	0.008	140	0.009	204	0.009	187	0.008	187	0.008	184	0.008	191	0.008	191	0.008	201	0.008	201	0.008	204	0.008	207	0.008	214	0.008	191	0.008	147	0.008	124	0.008	114	0.008	104	0.008
No Name (WB)	5216	820828	832760	820782	832753	0.0	13.4	47	70	0.008	53	0.007	40	0.007	37	0.007	33	0.008	40	0.008	80	0.008	140	0.009	204	0.009	187	0.008	187	0.008	184	0.008	191	0.008	191	0.008	201	0.008	201	0.008	204	0.008	207	0.008	214	0.008	191	0.008	147	0.008	124	0.008	114	0.008	104	0.008
No Name (WB)	5217	820782	832753	820720	832734	0.0	13.4	65	80	0.007	61	0.007	46	0.007	42	0.007	38	0.008	46	0.008	91	0.008	160	0.008	232	0.009	213	0.008	213	0.008	209	0.008	217	0.008	217	0.008	228	0.009	228	0.009	232	0.009	236	0.009	243	0.009	217	0.008	167	0.008	141	0.008	129	0.008	118	0.008
No Name (WB)	5218	820720	832734	820693	832730	0.0	13.4	27	80	0.007	61	0.007	46	0.007	42	0.007	38	0.008	46	0.008	91	0.008	160	0.008	232	0.009	213	0.008	213	0.008	209	0.008	217	0.008	217	0.008	228	0.009	228	0.009	232	0.009	236	0.009	243	0.009	217	0.008	167	0.008	141	0.008	129	0.008	118	0.008
No Name (WB)	5219	820665	832728	820633	832730	0.0	13.4	32	80	0.007	61	0.007	46	0.007	42	0.007	38	0.008	46	0.008	91	0.008	160	0.008	232	0.009	213	0.008	213	0.008	209	0.008	217	0.008	217	0.008	228	0.009	228	0.009	232	0.009	236	0.009	243	0.009	217	0.008	167	0.008	141	0.008	129	0.008	118	0.008
No Name (WB)	5220	820633	832730	820589	832739	0.0	13.4	46	80	0.007	61	0.007	46	0.007	42	0.007	38	0.008	46	0.008	91	0.008	160	0.008	232	0.009	213	0.008	213	0.008	209	0.008	217	0.008	217	0.008	228	0.009	228	0.009	232	0.009	236	0.009	243	0.009	217	0.008	167	0.008	141	0.008	129	0.008	118	0.008
Long Hon Rd (NB)	5260	819155	832231	819130	832211	0.0	13.4	32	2	0.018	1	0.018	1	0.017	1	0.000	1	0.017	3	0.017	6	0.023	9	0.021	9	0.021	9	0.021	9	0.021	9	0.021	9	0.021	9	0.021	9	0.021	10	0.021	10	0.020	8	0.021	7	0.022	6	0.023	5	0.023	4	0.026	3	0.015		
Long Hon Rd (NB)	5261	819130	832211	819096	832137	0.0	13.4	120	2	0.018	1	0.018	1	0.017	1	0.000	1	0.017	3	0.017	6	0.023	9	0.021	9	0.021	9	0.021	9	0.021	9	0.021	9	0.021	9	0.021	9	0.021	10	0.021	10	0.020	8	0.021	7	0.022	6	0.023	5	0.023	4	0.026	3	0.015		
Long Hon Rd (NB)	5262	819096	832137	818970	832116	0.0	13.4	69	2	0.018	1	0.018	1	0.017	1	0.000	1	0.017	3	0.017	6	0.023	9	0.021	9	0.021	9	0.021	9	0.021	9	0.021	9	0.021	9	0.021	9	0.021	10	0.021	10	0.020	8	0.021	7	0.022	6	0.023	5	0.023	4	0.026	3	0.015		
Long Hon Rd (NB)	5263	818970	832116	818928	832092	0.0	13.4	48	2	0.018	1	0.018	1	0.017	1	0.000	1	0.017	3	0.017	6	0.023	9	0.021	9	0.021	9	0.021	9	0.021	9	0.021	9	0.021	9	0.021	9	0.021	10	0.021	10	0.020	8	0.021	7	0.022	6	0.023	5	0.023	4	0.026	3	0.015		
Long Hon Rd (NB)	5264	818928	832092	818917	832068	0.0	13.4	27	2	0.018	1	0.018	1	0.017	1	0.000	1	0.017	3	0.017	6	0.023	9	0.021	9	0.021	9	0.021	9	0.021	9	0.021	9	0.021	9	0.021	9	0.021	10	0.021	10	0.020	8	0.021	7	0.022	6	0.023	5	0.023	4	0.026	3	0.015		
Long Hon Rd (NB)	5265	818917	832068	818912	832040	0.0	13.4	28	2	0.018	1	0.018	1	0.017	1	0.000	1	0.017	3	0.017	6	0.023	9	0.021	9	0.021	9	0.021	9	0.021	9	0.021	9	0.021	9	0.021	9	0.021	10	0.021	10	0.020	8	0.021	7	0.022	6	0.023	5	0.023	4	0.026	3	0.015		
Long Hon Rd (NB)	5266	818912	832040	818905	832023	0.0	13.4	19	2	0.018	1	0.018	1	0.017	1	0.000	1	0.017	3	0.017	6	0.023	9	0.021	9	0.021	9	0.021	9	0.021	9	0.021	9	0.021	9	0.021	9	0.021	10	0.021	10	0.020	8	0.021	7	0.022	6	0.023	5	0.023	4	0.026	3	0.015		
Long Hon Rd (NB)	5267	818905	832023	818890	832018	0.0	13.4	16	2	0.018	1	0.018	1	0.017	1	0.000	1	0.017	3	0.017	6	0.023	9	0.021	9	0.021	9	0.021	9	0.021	9	0.021	9	0.021	9	0.021	9	0.021	10	0.021	10	0.020	8	0.021	7	0.022	6	0.023	5	0.023	4	0.026	3	0.015		
Long Hon Rd (NB)	5268	818890	832018	818871	832032	0																																																		

Road Link	Link ID	Coordinates				Height (m)	Width (m)	Length (m)	Hr 01		Hr 02		Hr 03		Hr 04		Hr 05		Hr 06		Hr 07		Hr 08		Hr 09		Hr 10		Hr 11		Hr 12		Hr 13		Hr 14		Hr 15		Hr 16		Hr 17		Hr 18		Hr 19		Hr 20		Hr 21		Hr 22		Hr 23		Hr 24	
		x-start (m)	y-start (m)	x-end (m)	y-end (m)				Flow (veh/hr)	Emf (g/veh/mile)	Flow (veh/hr)	Emf (g/veh/mile)	Flow (veh/hr)	Emf (g/veh/mile)	Flow (veh/hr)	Emf (g/veh/mile)	Flow (veh/hr)	Emf (g/veh/mile)	Flow (veh/hr)	Emf (g/veh/mile)	Flow (veh/hr)	Emf (g/veh/mile)	Flow (veh/hr)	Emf (g/veh/mile)	Flow (veh/hr)	Emf (g/veh/mile)	Flow (veh/hr)	Emf (g/veh/mile)	Flow (veh/hr)	Emf (g/veh/mile)	Flow (veh/hr)	Emf (g/veh/mile)	Flow (veh/hr)	Emf (g/veh/mile)	Flow (veh/hr)	Emf (g/veh/mile)	Flow (veh/hr)	Emf (g/veh/mile)	Flow (veh/hr)	Emf (g/veh/mile)	Flow (veh/hr)	Emf (g/veh/mile)	Flow (veh/hr)	Emf (g/veh/mile)	Flow (veh/hr)	Emf (g/veh/mile)	Flow (veh/hr)	Emf (g/veh/mile)	Flow (veh/hr)	Emf (g/veh/mile)	Flow (veh/hr)	Emf (g/veh/mile)	Flow (veh/hr)	Emf (g/veh/mile)		
		Yuen Ching Rd (NB)	5695	821938	833860				821938	833827	0.0	12.0	33	26	0.013	20	0.014	15	0.014	14	0.015	12	0.015	15	0.015	30	0.015	52	0.016	75	0.015	69	0.015	69	0.015	68	0.015	70	0.015	70	0.015	74	0.015	74	0.015	75	0.015	77	0.016	79	0.016	70	0.015	54	0.015	46

Road Link	Link ID	x-start	y-start	x-end	y-end	Height (m)	Mixing Width (m)	Road Length (m)	Hr 01		Hr 02		Hr 03		Hr 04		Hr 05		Hr 06		Hr 07		Hr 08		Hr 09		Hr 10		Hr 11		Hr 12		Hr 13		Hr 14		Hr 15		Hr 16		Hr 17		Hr 18		Hr 19		Hr 20		Hr 21		Hr 22		Hr 23		Hr 24	
		(m)	(m)	(m)	(m)				Flow (veh/hr)	Emf (g/veh/ mile)	Flow (veh/hr)	Emf (g/veh/ mile)	Flow (veh/hr)	Emf (g/veh/ mile)	Flow (veh/hr)	Emf (g/veh/ mile)	Flow (veh/hr)	Emf (g/veh/ mile)	Flow (veh/hr)	Emf (g/veh/ mile)	Flow (veh/hr)	Emf (g/veh/ mile)	Flow (veh/hr)	Emf (g/veh/ mile)	Flow (veh/hr)	Emf (g/veh/ mile)	Flow (veh/hr)	Emf (g/veh/ mile)	Flow (veh/hr)	Emf (g/veh/ mile)	Flow (veh/hr)	Emf (g/veh/ mile)	Flow (veh/hr)	Emf (g/veh/ mile)	Flow (veh/hr)	Emf (g/veh/ mile)	Flow (veh/hr)	Emf (g/veh/ mile)	Flow (veh/hr)	Emf (g/veh/ mile)	Flow (veh/hr)	Emf (g/veh/ mile)	Flow (veh/hr)	Emf (g/veh/ mile)	Flow (veh/hr)	Emf (g/veh/ mile)	Flow (veh/hr)	Emf (g/veh/ mile)	Flow (veh/hr)	Emf (g/veh/ mile)	Flow (veh/hr)	Emf (g/veh/ mile)				
		Yuen Long Hwy WB	8058	822133	833973				822129	833929	10.0	11.0	44	734	0.023	489	0.023	391	0.023	342	0.023	342	0.023	685	0.023	1663	0.023	3228	0.023	3570	0.023	3179	0.023	2885	0.023	2690	0.023	2543	0.023	2690	0.023	2836	0.023	2885	0.023	3032	0.023	3179	0.023	2934	0.023	2396	0.023	1907	0.023	1663
Yuen Long Hwy WB	8059	822129	833929	822125	833879	10.0	11.0	51	734	0.023	489	0.023	391	0.023	342	0.023	342	0.023	685	0.023	1663	0.023	3228	0.023	3570	0.023	3179	0.023	2885	0.023	2690	0.023	2543	0.023	2690	0.023	2836	0.023	2885	0.023	3032	0.023	3179	0.023	2934	0.023	2396	0.023	1907	0.023	1663	0.023	1516	0.023	1125	0.023
Yuen Long Hwy WB	8060	822125	833879	822125	833795	10.0	11.0	84	734	0.023	489	0.023	391	0.023	342	0.023	342	0.023	685	0.023	1663	0.023	3228	0.023	3570	0.023	3179	0.023	2885	0.023	2690	0.023	2543	0.023	2690	0.023	2836	0.023	2885	0.023	3032	0.023	3179	0.023	2934	0.023	2396	0.023	1907	0.023	1663	0.023	1516	0.023	1125	0.023
Yuen Long Hwy WB	8061	822125	833795	822125	833733	10.0	11.0	61	734	0.023	489	0.023	391	0.023	342	0.023	342	0.023	685	0.023	1663	0.023	3228	0.023	3570	0.023	3179	0.023	2885	0.023	2690	0.023	2543	0.023	2690	0.023	2836	0.023	2885	0.023	3032	0.023	3179	0.023	2934	0.023	2396	0.023	1907	0.023	1663	0.023	1516	0.023	1125	0.023
Yuen Long Hwy WB	8062	822125	833733	822125	833689	10.0	11.0	45	734	0.023	489	0.023	391	0.023	342	0.023	342	0.023	685	0.023	1663	0.023	3228	0.023	3570	0.023	3179	0.023	2885	0.023	2690	0.023	2543	0.023	2690	0.023	2836	0.023	2885	0.023	3032	0.023	3179	0.023	2934	0.023	2396	0.023	1907	0.023	1663	0.023	1516	0.023	1125	0.023
Yuen Long Hwy WB	8090	821156	832733	821123	832736	10.0	16.0	33	845	0.022	564	0.022	451	0.022	394	0.022	394	0.022	789	0.022	1916	0.022	3719	0.022	4114	0.023	3663	0.022	3325	0.022	3099	0.022	2930	0.022	3099	0.022	3269	0.022	3325	0.022	3494	0.022	3663	0.022	3381	0.022	2761	0.022	2198	0.022	1916	0.022	1747	0.022	1296	0.022

Note:
 [1] These links are maintenance road for drainage channel with no flow in general
 [2] These links are tracks only with no flow in general

Road Link	Link ID	x-start (m)	y-start (m)	x-end (m)	y-end (m)	Height (m)	Width (m)	Length (m)	Hr 01		Hr 02		Hr 03		Hr 04		Hr 05		Hr 06		Hr 07		Hr 08		Hr 09		Hr 10		Hr 11		Hr 12		Hr 13		Hr 14		Hr 15		Hr 16		Hr 17		Hr 18		Hr 19		Hr 20		Hr 21		Hr 22		Hr 23		Hr 24	
									Flow (veh/hr)	Emf (g/veh/mile)	Flow (veh/hr)	Emf (g/veh/mile)	Flow (veh/hr)	Emf (g/veh/mile)	Flow (veh/hr)	Emf (g/veh/mile)	Flow (veh/hr)	Emf (g/veh/mile)	Flow (veh/hr)	Emf (g/veh/mile)	Flow (veh/hr)	Emf (g/veh/mile)	Flow (veh/hr)	Emf (g/veh/mile)	Flow (veh/hr)	Emf (g/veh/mile)	Flow (veh/hr)	Emf (g/veh/mile)	Flow (veh/hr)	Emf (g/veh/mile)	Flow (veh/hr)	Emf (g/veh/mile)	Flow (veh/hr)	Emf (g/veh/mile)	Flow (veh/hr)	Emf (g/veh/mile)	Flow (veh/hr)	Emf (g/veh/mile)	Flow (veh/hr)	Emf (g/veh/mile)	Flow (veh/hr)	Emf (g/veh/mile)	Flow (veh/hr)	Emf (g/veh/mile)	Flow (veh/hr)	Emf (g/veh/mile)	Flow (veh/hr)	Emf (g/veh/mile)	Flow (veh/hr)	Emf (g/veh/mile)	Flow (veh/hr)	Emf (g/veh/mile)	Flow (veh/hr)	Emf (g/veh/mile)	Flow (veh/hr)	Emf (g/veh/mile)
Castle Peak Road (Ping Shan) (WB)	50189	819819	838837	819717	838280	0.0	13.0	104	267	0.031	208	0.031	149	0.030	149	0.030	208	0.031	446	0.031	846	0.032	921	0.034	891	0.033	846	0.033	832	0.032	846	0.032	832	0.033	876	0.033	906	0.033	950	0.033	950	0.035	817	0.033	594	0.031	549	0.031	446	0.031	356	0.031				
Hung Tin Rd (SB)	5426	818337	832773	818452	832725	0.0	12.0	125	335	0.044	260	0.043	186	0.043	186	0.043	260	0.043	558	0.043	1060	0.045	1153	0.047	1116	0.046	1060	0.046	1023	0.045	1041	0.046	1060	0.045	1041	0.046	1097	0.046	1134	0.046	1190	0.046	1190	0.049	1023	0.046	744	0.044	688	0.044	558	0.044	446	0.044		
Hung Tin Rd (SB)	5437	818622	832752	818627	832779	1.5	13.4	27	335	0.044	260	0.043	186	0.043	186	0.043	260	0.043	558	0.043	1060	0.045	1153	0.047	1116	0.046	1060	0.046	1023	0.045	1041	0.046	1060	0.045	1041	0.046	1097	0.046	1134	0.046	1190	0.046	1190	0.049	1023	0.046	744	0.044	688	0.044	558	0.044	446	0.044		
Hung Tin Rd (SB)	5438	818627	832779	818623	832805	2.5	12.0	27	335	0.044	260	0.043	186	0.043	186	0.043	260	0.043	558	0.043	1060	0.045	1153	0.047	1116	0.046	1060	0.046	1023	0.045	1041	0.046	1060	0.045	1041	0.046	1097	0.046	1134	0.046	1190	0.046	1190	0.049	1023	0.046	744	0.044	688	0.044	558	0.044	446	0.044		
Hung Tin Rd (SB)	5439	818623	832805	818612	832824	3.5	12.0	22	335	0.044	260	0.043	186	0.043	186	0.043	260	0.043	558	0.043	1060	0.045	1153	0.047	1116	0.046	1060	0.046	1023	0.045	1041	0.046	1060	0.045	1041	0.046	1097	0.046	1134	0.046	1190	0.046	1190	0.049	1023	0.046	744	0.044	688	0.044	558	0.044	446	0.044		
Hung Tin Rd (SB)	5440	818612	832824	818597	832840	4.5	12.0	21	335	0.044	260	0.043	186	0.043	186	0.043	260	0.043	558	0.043	1060	0.045	1153	0.047	1116	0.046	1060	0.046	1023	0.045	1041	0.046	1060	0.045	1041	0.046	1097	0.046	1134	0.046	1190	0.046	1190	0.049	1023	0.046	744	0.044	688	0.044	558	0.044	446	0.044		
Long Tin Rd (SB)	5487	819708	833399	819694	833341	7.3	12.4	59	1035	0.023	763	0.024	490	0.023	436	0.023	314	0.023	545	0.023	1035	0.023	2997	0.024	2997	0.024	2997	0.024	2997	0.024	3166	0.025	2997	0.024	3166	0.025	3323	0.025	3378	0.025	3432	0.025	3705	0.026	3215	0.025	2397	0.024	2016	0.024	1798	0.023	1526	0.023		
Long Tin Rd (NB)	5510	819682	833344	819697	833401	0.0	16.0	59	1035	0.021	429	0.021	276	0.021	276	0.021	214	0.021	306	0.021	882	0.021	2997	0.022	2997	0.022	2997	0.022	3175	0.022	2997	0.022	3175	0.022	3166	0.022	3432	0.022	3705	0.023	3215	0.022	2397	0.024	2016	0.024	1798	0.023	1526	0.023						
Castle Peak Rd (Ping Shan) (WB)	10006	817798	832686	817725	832625	0.0	13.2	95	326	0.018	254	0.018	181	0.018	181	0.018	254	0.018	544	0.018	1034	0.019	1124	0.020	1088	0.019	1034	0.020	997	0.019	1016	0.019	1034	0.019	1016	0.020	1070	0.019	1106	0.019	1161	0.019	1161	0.021	977	0.019	725	0.018	671	0.018	544	0.018	435	0.018		
Castle Peak Rd (Ping Shan) (EB)	10007	817791	832696	817717	832635	0.0	13.2	95	326	0.018	254	0.018	181	0.018	181	0.018	254	0.018	544	0.018	1034	0.019	1124	0.020	1088	0.019	1034	0.020	997	0.019	1016	0.019	1034	0.019	1016	0.020	1070	0.019	1106	0.019	1161	0.019	1161	0.021	977	0.019	725	0.018	671	0.018	544	0.018	435	0.018		
Castle Peak Rd (Ping Shan) (EB)	50194	819817	833871	819916	833869	0.0	13.0	100	167	0.032	130	0.032	93	0.030	93	0.030	130	0.032	278	0.032	528	0.033	575	0.034	556	0.033	528	0.033	510	0.033	519	0.033	528	0.033	519	0.033	547	0.033	566	0.034	593	0.033	593	0.035	510	0.033	371	0.032	343	0.032	278	0.032				
Castle Peak Rd (Ping Shan) (EB)	50196	819727	833834	819751	833845	0.0	13.0	26	160	0.025	125	0.025	89	0.022	89	0.022	125	0.025	267	0.024	508	0.026	553	0.026	535	0.026	508	0.026	490	0.026	499	0.026	508	0.026	499	0.026	526	0.026	544	0.026	571	0.026	571	0.027	490	0.026	357	0.025	330	0.024	267	0.025				
Castle Peak Rd (Ping Shan) (EB)	50197	819751	833845	819784	833870	0.0	13.0	42	160	0.025	125	0.025	89	0.022	89	0.022	125	0.025	267	0.024	508	0.026	553	0.026	535	0.026	508	0.026	490	0.026	499	0.026	508	0.026	499	0.026	526	0.026	544	0.026	571	0.026	571	0.027	490	0.026	357	0.025	330	0.024	267	0.025				
Castle Peak Rd (Ping Shan) (EB)	50198	819784	833870	819812	833872	0.0	13.0	27	160	0.025	125	0.025	89	0.022	89	0.022	125	0.025	267	0.024	508	0.026	553	0.026	535	0.026	508	0.026	490	0.026	499	0.026	508	0.026	499	0.026	526	0.026	544	0.026	571	0.026	571	0.027	490	0.026	357	0.025	330	0.024	267	0.025				
Hung Tin Rd (NB)	5424	818431	832728	818334	832768	0.0	12.0	104	249	0.029	194	0.029	138	0.030	138	0.030	194	0.029	415	0.029	789	0.031	859	0.032	831	0.032	789	0.032	762	0.031	775	0.031	789	0.031	775	0.032	817	0.032	845	0.031	886	0.032	886	0.034	762	0.031	554	0.030	512	0.030	415	0.029	332	0.030		
Hung Tin Rd (SB)	5428	818452	832726	818333	832703	0.0	12.0	84	335	0.044	260	0.043	186	0.043	186	0.043	260	0.043	558	0.043	1060	0.045	1153	0.047	1116	0.046	1060	0.046	1023	0.045	1041	0.046	1060	0.045	1041	0.046	1097	0.046	1134	0.046	1190	0.046	1190	0.049	1023	0.046	744	0.044	688	0.044	558	0.044	446	0.044		
Hung Tin Rd (SB)	5431	818533	832703	818562	832704	0.0	12.0	29	335	0.044	260	0.043	186	0.043	186	0.043	260	0.043	558	0.043	1060	0.045	1153	0.047	1116	0.046	1060	0.046	1023	0.045	1041	0.046	1060	0.045	1041	0.046	1097	0.046	1134	0.046	1190	0.046	1190	0.049	1023	0.046	744	0.044	688	0.044	558	0.044	446	0.044		
Hung Tin Rd (SB)	5432	818562	832704	818584	832710	0.0	12.0	23	335	0.044	260	0.043	186	0.043	186	0.043	260	0.043	558	0.043	1060	0.045	1153	0.047	1116	0.046	1060	0.046	1023	0.045	1041	0.046	1060	0.045	1041	0.046	1097	0.046	1134	0.046	1190	0.046	1190	0.049	1023	0.046	744	0.044	688	0.044	558	0.044	446	0.044		
Hung Tin Rd (SB)	5433	818584	832710	818609	832730	0.0	12.0	32	335	0.044	260	0.043	186	0.043	186	0.043	260	0.043	558	0.043	1060	0.045	1153	0.047	1116	0.046	1060	0.046	1023	0.045	1041	0.046	1060	0.045	1041	0.046	1097	0.046	1134	0.046	1190	0.046	1190	0.049	1023	0.046	744	0.044	688	0.044	558	0.044	446	0.044		
Hung Tin Rd (SB)	5434	818609	832730	818622	832752	0.0	12.0	26	335	0.044	260	0.043	186	0.043	186	0.043	260	0.043	558	0.043	1060	0.045	1153	0.047	1116	0.046	1060	0.046	1023	0.045	1041	0.046																								

Road Link	Link ID	x-start (m)	y-start (m)	x-end (m)	y-end (m)	Height (m)	Width (m)	Length (m)	Hr 01		Hr 02		Hr 03		Hr 04		Hr 05		Hr 06		Hr 07		Hr 08		Hr 09		Hr 10		Hr 11		Hr 12		Hr 13		Hr 14		Hr 15		Hr 16		Hr 17		Hr 18		Hr 19		Hr 20		Hr 21		Hr 22		Hr 23		Hr 24	
									Flow (veh/hr)	Emf (g/veh/mile)	Flow (veh/hr)	Emf (g/veh/mile)	Flow (veh/hr)	Emf (g/veh/mile)	Flow (veh/hr)	Emf (g/veh/mile)	Flow (veh/hr)	Emf (g/veh/mile)	Flow (veh/hr)	Emf (g/veh/mile)	Flow (veh/hr)	Emf (g/veh/mile)	Flow (veh/hr)	Emf (g/veh/mile)	Flow (veh/hr)	Emf (g/veh/mile)	Flow (veh/hr)	Emf (g/veh/mile)	Flow (veh/hr)	Emf (g/veh/mile)	Flow (veh/hr)	Emf (g/veh/mile)	Flow (veh/hr)	Emf (g/veh/mile)	Flow (veh/hr)	Emf (g/veh/mile)	Flow (veh/hr)	Emf (g/veh/mile)	Flow (veh/hr)	Emf (g/veh/mile)	Flow (veh/hr)	Emf (g/veh/mile)	Flow (veh/hr)	Emf (g/veh/mile)	Flow (veh/hr)	Emf (g/veh/mile)	Flow (veh/hr)	Emf (g/veh/mile)	Flow (veh/hr)	Emf (g/veh/mile)	Flow (veh/hr)	Emf (g/veh/mile)	Flow (veh/hr)	Emf (g/veh/mile)	Flow (veh/hr)	Emf (g/veh/mile)
Yuen Long Highway (NB)	8226	822087	833541	822084	833608	4.5	13.0	67	217	0.024	160	0.023	103	0.023	92	0.023	80	0.022	114	0.022	217	0.025	595	0.025	790	0.029	675	0.027	664	0.027	629	0.026	618	0.025	629	0.027	652	0.026	698	0.027	710	0.027	721	0.027	778	0.028	675	0.026	504	0.025	423	0.025	378	0.025	320	0.024
Yuen Long Highway (NB)	8227	822084	833608	822083	833666	4.5	13.0	58	217	0.024	160	0.023	103	0.023	92	0.023	80	0.022	114	0.022	217	0.025	595	0.025	790	0.029	675	0.027	664	0.027	629	0.026	618	0.025	629	0.027	652	0.026	698	0.027	710	0.027	721	0.027	778	0.028	675	0.026	504	0.025	423	0.025	378	0.025	320	0.024
Yuen Long Highway (NB)	8228	822083	833666	822082	833728	4.0	13.0	62	217	0.024	160	0.023	103	0.023	92	0.023	80	0.022	114	0.022	217	0.025	595	0.025	790	0.029	675	0.027	664	0.027	629	0.026	618	0.025	629	0.027	652	0.026	698	0.027	710	0.027	721	0.027	778	0.028	675	0.026	504	0.025	423	0.025	378	0.025	320	0.024
Yuen Long Highway (NB)	8229	822082	833728	822081	833759	3.5	13.0	31	217	0.024	160	0.023	103	0.023	92	0.023	80	0.022	114	0.022	217	0.025	595	0.025	790	0.029	675	0.027	664	0.027	629	0.026	618	0.025	629	0.027	652	0.026	698	0.027	710	0.027	721	0.027	778	0.028	675	0.026	504	0.025	423	0.025	378	0.025	320	0.024
Yuen Long Highway (NB)	8230	822081	833759	822083	833806	2.5	13.0	47	217	0.024	160	0.023	103	0.023	92	0.023	80	0.022	114	0.022	217	0.025	595	0.025	790	0.029	675	0.027	664	0.027	629	0.026	618	0.025	629	0.027	652	0.026	698	0.027	710	0.027	721	0.027	778	0.028	675	0.026	504	0.025	423	0.025	378	0.025	320	0.024
Yuen Long Highway (NB)	8231	822083	833806	822086	833857	2.5	16.0	51	217	0.024	160	0.023	103	0.023	92	0.023	80	0.022	114	0.022	217	0.025	595	0.025	790	0.029	675	0.027	664	0.027	629	0.026	618	0.025	629	0.027	652	0.026	698	0.027	710	0.027	721	0.027	778	0.028	675	0.026	504	0.025	423	0.025	378	0.025	320	0.024
Yuen Long Highway (Shap Pat Heung INT) (EB)	8211	821637	832941	821660	832961	6.5	13.0	30	694	0.031	511	0.031	329	0.031	292	0.031	256	0.031	365	0.031	694	0.031	1899	0.034	2520	0.038	2155	0.036	2118	0.035	2008	0.034	1972	0.033	2008	0.035	2082	0.034	2228	0.036	2264	0.036	2301	0.036	2483	0.036	2155	0.035	1607	0.033	1351	0.032	1205	0.032	1022	0.031
Yuen Long Highway (Pok Oi INT) (SB)	8248	822150	833972	822147	833925	2.5	16.0	46	312	0.037	230	0.036	148	0.036	131	0.037	115	0.035	164	0.034	312	0.037	853	0.039	1132	0.043	968	0.042	952	0.041	902	0.039	886	0.039	902	0.040	935	0.040	1001	0.041	1017	0.041	1034	0.041	1116	0.042	968	0.040	722	0.038	607	0.037	541	0.037	459	0.037
Yuen Long Highway (SB)	8249	822145	833853	822152	833812	3.0	15.0	41	253	0.036	187	0.036	120	0.036	107	0.035	93	0.035	133	0.036	253	0.036	693	0.039	919	0.043	786	0.041	773	0.041	733	0.039	720	0.038	733	0.040	760	0.040	813	0.041	826	0.042	840	0.041	906	0.042	786	0.040	586	0.038	493	0.037	440	0.037	373	0.037
Yuen Long Highway (SB)	8250	822152	833812	822157	833769	3.0	14.0	44	253	0.036	187	0.036	120	0.036	107	0.035	93	0.035	133	0.036	253	0.036	693	0.039	919	0.043	786	0.041	773	0.041	733	0.039	720	0.038	733	0.040	760	0.040	813	0.041	826	0.042	840	0.041	906	0.042	786	0.040	586	0.038	493	0.037	440	0.037	373	0.037
Yuen Long Highway (SB)	8251	822157	833769	822158	833739	3.5	14.0	30	253	0.036	187	0.036	120	0.036	107	0.035	93	0.035	133	0.036	253	0.036	693	0.039	919	0.043	786	0.041	773	0.041	733	0.039	720	0.038	733	0.040	760	0.040	813	0.041	826	0.042	840	0.041	906	0.042	786	0.040	586	0.038	493	0.037	440	0.037	373	0.037
Yuen Long Highway (SB)	8252	822158	833739	822156	833673	4.0	14.0	66	253	0.036	187	0.036	120	0.036	107	0.035	93	0.035	133	0.036	253	0.036	693	0.039	919	0.043	786	0.041	773	0.041	733	0.039	720	0.038	733	0.040	760	0.040	813	0.041	826	0.042	840	0.041	906	0.042	786	0.040	586	0.038	493	0.037	440	0.037	373	0.037
Yuen Long Highway (SB)	8253	822156	833673	822154	833605	4.5	14.0	68	253	0.036	187	0.036	120	0.036	107	0.035	93	0.035	133	0.036	253	0.036	693	0.039	919	0.043	786	0.041	773	0.041	733	0.039	720	0.038	733	0.040	760	0.040	813	0.041	826	0.042	840	0.041	906	0.042	786	0.040	586	0.038	493	0.037	440	0.037	373	0.037
Yuen Long Highway (SB)	8254	822154	833605	822150	833551	4.5	14.0	54	253	0.036	187	0.036	120	0.036	107	0.035	93	0.035	133	0.036	253	0.036	693	0.039	919	0.043	786	0.041	773	0.041	733	0.039	720	0.038	733	0.040	760	0.040	813	0.041	826	0.042	840	0.041	906	0.042	786	0.040	586	0.038	493	0.037	440	0.037	373	0.037
Yuen Long Highway (SB)	8255	822150	833551	822142	833500	5.0	14.0	52	253	0.036	187	0.036	120	0.036	107	0.035	93	0.035	133	0.036	253	0.036	693	0.039	919	0.043	786	0.041	773	0.041	733	0.039	720	0.038	733	0.040	760	0.040	813	0.041	826	0.042	840	0.041	906	0.042	786	0.040	586	0.038	493	0.037	440	0.037	373	0.037
Yuen Long Highway (SB)	8256	822142	833500	822130	833451	5.5	14.0	50	253	0.036	187	0.036	120	0.036	107	0.035	93	0.035	133	0.036	253	0.036	693	0.039	919	0.043	786	0.041	773	0.041	733	0.039	720	0.038	733	0.040	760	0.040	813	0.041	826	0.042	840	0.041	906	0.042	786	0.040	586	0.038	493	0.037	440	0.037	373	0.037
Yuen Long Highway (SB)	8257	822130	833451	822112	833396	6.0	14.0	58	253	0.036	187	0.036	120	0.036	107	0.035	93	0.035	133	0.036	253	0.036	693	0.039	919	0.043	786	0.041	773	0.041	733	0.039	720	0.038	733	0.040	760	0.040	813	0.041	826	0.042	840	0.041	906	0.042	786	0.040	586	0.038	493	0.037	440	0.037	373	0.037
Yuen Long Highway (SB)	8258	822112	833396	822095	833353	6.5	14.0	47	253	0.036	187	0.036	120	0.036	107	0.035	93	0.035	133	0.036	253	0.036	693	0.039	919	0.043	786	0.041	773	0.041	733	0.039	720	0.038	733	0.040	760	0.040	813	0.041	826	0.042	840	0.041	906	0.042	786	0.040	586	0.038	493	0.037	440	0.037	373	0.037
Shap Pat Heung Interchange Slip Road (WB)	8259	822095	833353	822074	833311	6.7	14.0	47	381	0.031	281	0.031	181	0.031	160	0.031	140	0.031	201	0.031	381	0.031	1043	0.034	1384	0.038	1184	0.036	1163	0.036	1103	0.034	1083	0.033	1103	0.035	1143	0.034	1224	0.036	1244	0.036	1264	0.036	1364	0.036	1184	0.034	883	0.033	742	0.				

Road Link	Link ID	x-start (m)	y-start (m)	x-end (m)	y-end (m)	Height (m)	Width (m)	Length (m)	Hr 01		Hr 02		Hr 03		Hr 04		Hr 05		Hr 06		Hr 07		Hr 08		Hr 09		Hr 10		Hr 11		Hr 12		Hr 13		Hr 14		Hr 15		Hr 16		Hr 17		Hr 18		Hr 19		Hr 20		Hr 21		Hr 22		Hr 23		Hr 24									
									Flow (veh/hr)	Emf (g/veh/mile)	Flow (veh/hr)	Emf (g/veh/mile)	Flow (veh/hr)	Emf (g/veh/mile)	Flow (veh/hr)	Emf (g/veh/mile)	Flow (veh/hr)	Emf (g/veh/mile)	Flow (veh/hr)	Emf (g/veh/mile)	Flow (veh/hr)	Emf (g/veh/mile)	Flow (veh/hr)	Emf (g/veh/mile)	Flow (veh/hr)	Emf (g/veh/mile)	Flow (veh/hr)	Emf (g/veh/mile)	Flow (veh/hr)	Emf (g/veh/mile)	Flow (veh/hr)	Emf (g/veh/mile)	Flow (veh/hr)	Emf (g/veh/mile)	Flow (veh/hr)	Emf (g/veh/mile)	Flow (veh/hr)	Emf (g/veh/mile)	Flow (veh/hr)	Emf (g/veh/mile)	Flow (veh/hr)	Emf (g/veh/mile)	Flow (veh/hr)	Emf (g/veh/mile)	Flow (veh/hr)	Emf (g/veh/mile)	Flow (veh/hr)	Emf (g/veh/mile)	Flow (veh/hr)	Emf (g/veh/mile)	Flow (veh/hr)	Emf (g/veh/mile)	Flow (veh/hr)	Emf (g/veh/mile)	Flow (veh/hr)	Emf (g/veh/mile)	Flow (veh/hr)	Emf (g/veh/mile)						
No Name (SB)	2624	820206	833037	820197	833023	0.0	9.6	16	5	0.088	4	0.101	3	0.104	3	0.105	2	0.127	3	0.103	6	0.086	10	0.106	15	0.111	14	0.111	14	0.111	14	0.111	13	0.113	14	0.111	14	0.111	15	0.111	15	0.111	15	0.111	15	0.105	16	0.106	14	0.112	11	0.107	9	0.122	8	0.103	8	0.103						
No Name (SB)	2625	820197	833023	820187	833011	0.0	9.6	16	5	0.088	4	0.101	3	0.104	3	0.105	2	0.127	3	0.103	6	0.086	10	0.106	15	0.111	14	0.111	14	0.111	14	0.111	13	0.113	14	0.111	14	0.111	15	0.111	15	0.111	15	0.111	15	0.105	16	0.106	14	0.112	11	0.107	9	0.122	8	0.103	8	0.103						
No Name (SB) [1]	2626	820935	833085	820876	832958	0.0	9.0	140	0	0.000	0	0.000	0	0.000	0	0.000	0	0.000	0	0.000	0	0.000	0	0.000	0	0.000	0	0.000	0	0.000	0	0.000	0	0.000	0	0.000	0	0.000	0	0.000	0	0.000	0	0.000	0	0.000	0	0.000	0	0.000	0	0.000	0	0.000										
No Name (SB)	2627	820947	833073	820891	832952	0.0	9.0	133	3	0.010	3	0.009	2	0.010	2	0.009	2	0.010	2	0.010	4	0.010	7	0.011	10	0.011	9	0.010	9	0.010	9	0.010	9	0.010	9	0.010	9	0.010	10	0.010	10	0.010	10	0.010	10	0.011	10	0.010	9	0.010	7	0.010	6	0.010	6	0.010	5	0.010						
No Name (SB) [1]	2649	818584	833245	818626	833196	0.0	9.0	64	0	0.000	0	0.000	0	0.000	0	0.000	0	0.000	0	0.000	0	0.000	0	0.000	0	0.000	0	0.000	0	0.000	0	0.000	0	0.000	0	0.000	0	0.000	0	0.000	0	0.000	0	0.000	0	0.000	0	0.000	0	0.000	0	0.000	0	0.000										
No Name (SB) [1]	2650	818626	833196	818635	833179	0.0	9.0	20	0	0.000	0	0.000	0	0.000	0	0.000	0	0.000	0	0.000	0	0.000	0	0.000	0	0.000	0	0.000	0	0.000	0	0.000	0	0.000	0	0.000	0	0.000	0	0.000	0	0.000	0	0.000	0	0.000	0	0.000	0	0.000	0	0.000	0	0.000										
No Name (WB)	2686	818077	833005	818095	833008	0.0	12.0	18	2	0.019	1	0.009	1	0.010	1	0.009	1	0.010	1	0.010	1	0.010	2	0.016	4	0.016	6	0.023	5	0.014	5	0.014	5	0.014	5	0.014	5	0.014	5	0.014	5	0.022	5	0.022	6	0.022	6	0.023	6	0.023	5	0.014	4	0.015	3	0.017	3	0.017						
No Name (WB)	2687	818095	833008	818131	832997	0.0	11.0	38	2	0.019	1	0.009	1	0.010	1	0.009	1	0.010	1	0.010	1	0.010	2	0.016	4	0.016	6	0.023	5	0.014	5	0.014	5	0.014	5	0.014	5	0.014	5	0.022	5	0.022	6	0.022	6	0.023	6	0.023	5	0.014	4	0.015	3	0.017	3	0.017								
No Name (WB)	2688	818131	832997	818151	832961	0.0	11.0	20	2	0.019	1	0.009	1	0.010	1	0.009	1	0.010	1	0.010	1	0.010	2	0.016	4	0.016	6	0.023	5	0.014	5	0.014	5	0.014	5	0.014	5	0.022	5	0.022	6	0.022	6	0.023	6	0.023	5	0.014	4	0.015	3	0.017	3	0.017										
Lam Yu Rd (WB)	2708	820047	832995	820011	833011	0.0	13.0	39	3	0.010	3	0.009	2	0.010	2	0.009	2	0.010	2	0.010	4	0.010	7	0.011	10	0.011	9	0.010	9	0.010	9	0.010	9	0.010	9	0.010	9	0.010	10	0.010	10	0.010	10	0.010	10	0.011	10	0.010	9	0.010	7	0.010	6	0.010	6	0.010	5	0.010						
Shui Tsiu Sau Tsuen Rd (SB)	2714	821004	832216	820995	832197	0.0	9.6	21	3	0.010	2	0.009	1	0.010	1	0.009	1	0.010	3	0.010	7	0.010	10	0.011	10	0.011	10	0.010	9	0.010	9	0.010	9	0.010	9	0.010	10	0.010	10	0.010	10	0.010	10	0.010	10	0.010	10	0.010	10	0.010	9	0.010	8	0.010	6	0.010	6	0.010	5	0.010	4	0.010		
Shui Tsiu Sau Tsuen Rd (SB)	2715	820995	832197	820994	832156	0.0	10.0	40	3	0.010	2	0.009	1	0.010	1	0.009	1	0.010	3	0.010	7	0.010	10	0.011	10	0.011	10	0.010	9	0.010	9	0.010	9	0.010	9	0.010	10	0.010	10	0.010	10	0.010	10	0.010	10	0.010	10	0.010	10	0.010	9	0.010	8	0.010	6	0.010	6	0.010	5	0.010	4	0.010		
Shui Tsiu Sau Tsuen Rd (SB)	2716	820994	832156	820995	832123	0.0	10.0	34	3	0.010	2	0.009	1	0.010	1	0.009	1	0.010	3	0.010	7	0.010	10	0.011	10	0.011	10	0.010	9	0.010	9	0.010	9	0.010	9	0.010	10	0.010	10	0.010	10	0.010	10	0.010	10	0.010	10	0.010	10	0.010	9	0.010	8	0.010	6	0.010	6	0.010	5	0.010	4	0.010		
Shui Tsiu Sau Tsuen Rd (SB)	2717	820995	832123	820999	832088	0.0	10.6	35	3	0.010	2	0.009	1	0.010	1	0.009	1	0.010	3	0.010	7	0.010	10	0.011	10	0.011	10	0.010	9	0.010	9	0.010	9	0.010	9	0.010	10	0.010	10	0.010	10	0.010	10	0.010	10	0.010	10	0.010	10	0.010	9	0.010	8	0.010	6	0.010	6	0.010	5	0.010	4	0.010		
Shui Tsiu Sau Tsuen Rd (SB)	2718	820999	832088	820995	832066	0.0	10.0	23	3	0.010	2	0.009	1	0.010	1	0.009	1	0.010	3	0.010	7	0.010	10	0.011	10	0.011	10	0.010	9	0.010	9	0.010	9	0.010	9	0.010	10	0.010	10	0.010	10	0.010	10	0.010	10	0.010	10	0.010	10	0.010	9	0.010	8	0.010	6	0.010	6	0.010	5	0.010	4	0.010		
Shui Tsiu Sau Tsuen Rd (SB)	2719	820996	832066	821001	832046	0.0	10.0	21	3	0.010	2	0.009	1	0.010	1	0.009	1	0.010	3	0.010	7	0.010	10	0.011	10	0.011	10	0.010	9	0.010	9	0.010	9	0.010	9	0.010	10	0.010	10	0.010	10	0.010	10	0.010	10	0.010	10	0.010	10	0.010	9	0.010	8	0.010	6	0.010	6	0.010	5	0.010	4	0.010		
Shui Tsiu Sau Tsuen Rd (SB)	2720	821001	832046	821001	832034	0.0	9.6	12	3	0.010	2	0.009	1	0.010	1	0.009	1	0.010	3	0.010	7	0.010	10	0.011	10	0.011	10	0.010	9	0.010	9	0.010	9	0.010	9	0.010	10	0.010	10	0.010	10	0.010	10	0.010	10	0.010	10	0.010	10	0.010	10	0.010	9	0.010	8	0.010	6	0.010	6	0.010	5	0.010	4	0.010
Shui Tsiu Sau Tsuen Rd (SB)	2721	821001	832034	821006	831999	0.0	9.6	35	3	0.010	2	0.009	1	0.010	1	0.009	1	0.010	3	0.010	7	0.010	10	0.011	10	0.011	10	0.010	9	0.010	9	0.010	9	0.010	9	0.010	10	0.010	10	0.010	10	0.010	10	0.010	10	0.010	10	0.010	10	0.010	10	0.010	9	0.010	8	0.010	6	0.010	6	0.010	5	0.010	4	0.010
Shui Tsiu Sau Tsuen Rd (SB)	2722	821006	831999	821005	831997	0.0	9.0	63	3	0.010	2	0.009	1	0.010	1	0.009	1	0.010	3	0.010	7	0.010	10	0.011	10	0.011	10	0.010	9	0.010	9	0.010	9	0.010	9	0.010	10	0.010	10	0.010	10	0.010	10	0.010	10	0.010	10	0.010	10	0.010	10	0.010	9	0.010	8	0.010	6	0.010	6	0.010	5	0.010	4	0.010
Shui Tsiu Sau Tsuen Rd (SB)	2723	821005	831997	820999	831917	0.0	9.0	21	3	0.010	2	0.009	1	0.010	1	0.009	1	0.010	3	0.010</																																												

Road Link	Link ID	x-start	y-start	x-end	y-end	Height (m)	Mixing Width (m)	Road Length (m)	Hr 01		Hr 02		Hr 03		Hr 04		Hr 05		Hr 06		Hr 07		Hr 08		Hr 09		Hr 10		Hr 11		Hr 12		Hr 13		Hr 14		Hr 15		Hr 16		Hr 17		Hr 18		Hr 19		Hr 20		Hr 21		Hr 22		Hr 23		Hr 24	
		(m)	(m)	(m)	(m)				Flow (veh/hr)	Emf (g/veh/ mile)	Flow (veh/hr)	Emf (g/veh/ mile)	Flow (veh/hr)	Emf (g/veh/ mile)	Flow (veh/hr)	Emf (g/veh/ mile)	Flow (veh/hr)	Emf (g/veh/ mile)	Flow (veh/hr)	Emf (g/veh/ mile)	Flow (veh/hr)	Emf (g/veh/ mile)	Flow (veh/hr)	Emf (g/veh/ mile)	Flow (veh/hr)	Emf (g/veh/ mile)	Flow (veh/hr)	Emf (g/veh/ mile)	Flow (veh/hr)	Emf (g/veh/ mile)	Flow (veh/hr)	Emf (g/veh/ mile)	Flow (veh/hr)	Emf (g/veh/ mile)	Flow (veh/hr)	Emf (g/veh/ mile)	Flow (veh/hr)	Emf (g/veh/ mile)	Flow (veh/hr)	Emf (g/veh/ mile)	Flow (veh/hr)	Emf (g/veh/ mile)	Flow (veh/hr)	Emf (g/veh/ mile)	Flow (veh/hr)	Emf (g/veh/ mile)	Flow (veh/hr)	Emf (g/veh/ mile)	Flow (veh/hr)	Emf (g/veh/ mile)	Flow (veh/hr)	Emf (g/veh/ mile)	Flow (veh/hr)	Emf (g/veh/ mile)		
		Yuen Long Hwy WB	8058	822133	833973				822129	833929	10.0	11.0	44	734	0.025	489	0.025	391	0.025	342	0.024	342	0.024	685	0.025	1663	0.025	3228	0.025	3570	0.025	3179	0.025	2885	0.025	2690	0.025	2543	0.025	2690	0.025	2836	0.025	2885	0.025	3032	0.025	3179	0.025	2934	0.025	2396	0.025	1907	0.025	1663
Yuen Long Hwy WB	8059	822129	833929	822125	833879	10.0	11.0	51	734	0.025	489	0.025	391	0.025	342	0.024	342	0.024	685	0.025	1663	0.025	3228	0.025	3570	0.025	3179	0.025	2885	0.025	2690	0.025	2543	0.025	2690	0.025	2836	0.025	2885	0.025	3032	0.025	3179	0.025	2934	0.025	2396	0.025	1907	0.025	1663	0.025	1516	0.025	1125	0.025
Yuen Long Hwy WB	8060	822125	833879	822125	833795	10.0	11.0	84	734	0.025	489	0.025	391	0.025	342	0.024	342	0.024	685	0.025	1663	0.025	3228	0.025	3570	0.025	3179	0.025	2885	0.025	2690	0.025	2543	0.025	2690	0.025	2836	0.025	2885	0.025	3032	0.025	3179	0.025	2934	0.025	2396	0.025	1907	0.025	1663	0.025	1516	0.025	1125	0.025
Yuen Long Hwy WB	8061	822125	833795	822125	833733	10.0	11.0	61	734	0.025	489	0.025	391	0.025	342	0.024	342	0.024	685	0.025	1663	0.025	3228	0.025	3570	0.025	3179	0.025	2885	0.025	2690	0.025	2543	0.025	2690	0.025	2836	0.025	2885	0.025	3032	0.025	3179	0.025	2934	0.025	2396	0.025	1907	0.025	1663	0.025	1516	0.025	1125	0.025
Yuen Long Hwy WB	8062	822125	833733	822125	833689	10.0	11.0	45	734	0.025	489	0.025	391	0.025	342	0.024	342	0.024	685	0.025	1663	0.025	3228	0.025	3570	0.025	3179	0.025	2885	0.025	2690	0.025	2543	0.025	2690	0.025	2836	0.025	2885	0.025	3032	0.025	3179	0.025	2934	0.025	2396	0.025	1907	0.025	1663	0.025	1516	0.025	1125	0.025
Yuen Long Hwy WB	8090	821156	832733	821123	832736	10.0	16.0	33	845	0.024	564	0.024	451	0.024	394	0.024	394	0.024	789	0.024	1916	0.024	3719	0.024	4114	0.025	3663	0.024	3325	0.024	3099	0.024	2930	0.024	3099	0.024	3269	0.024	3325	0.024	3494	0.024	3663	0.024	3381	0.024	2761	0.024	2198	0.024	1916	0.024	1747	0.024	1296	0.024

Note:
 [1] These links are maintenance road for drainage channel with no flow in general
 [2] These links are tracks only with no flow in general

Hourly Composite Vehicular Emission Factor (Residual NOx) -for Operational Air Quality Impact Assessment (Year 2022)

Road Link	Link ID	x-start (m)	y-start (m)	x-end (m)	y-end (m)	Height (m)	Width (m)	Length (m)	Hr 01		Hr 02		Hr 03		Hr 04		Hr 05		Hr 06		Hr 07		Hr 08		Hr 09		Hr 10		Hr 11		Hr 12		Hr 13		Hr 14		Hr 15		Hr 16		Hr 17		Hr 18		Hr 19		Hr 20		Hr 21		Hr 22		Hr 23		Hr 24	
									Flow (veh/hr)	EMF (g/veh/mi)	Flow (veh/hr)	EMF (g/veh/mi)	Flow (veh/hr)	EMF (g/veh/mi)	Flow (veh/hr)	EMF (g/veh/mi)	Flow (veh/hr)	EMF (g/veh/mi)	Flow (veh/hr)	EMF (g/veh/mi)	Flow (veh/hr)	EMF (g/veh/mi)	Flow (veh/hr)	EMF (g/veh/mi)	Flow (veh/hr)	EMF (g/veh/mi)	Flow (veh/hr)	EMF (g/veh/mi)	Flow (veh/hr)	EMF (g/veh/mi)	Flow (veh/hr)	EMF (g/veh/mi)	Flow (veh/hr)	EMF (g/veh/mi)	Flow (veh/hr)	EMF (g/veh/mi)	Flow (veh/hr)	EMF (g/veh/mi)	Flow (veh/hr)	EMF (g/veh/mi)	Flow (veh/hr)	EMF (g/veh/mi)	Flow (veh/hr)	EMF (g/veh/mi)	Flow (veh/hr)	EMF (g/veh/mi)	Flow (veh/hr)	EMF (g/veh/mi)	Flow (veh/hr)	EMF (g/veh/mi)	Flow (veh/hr)	EMF (g/veh/mi)	Flow (veh/hr)	EMF (g/veh/mi)	Flow (veh/hr)	EMF (g/veh/mi)
Yuen Long Highway (WB)	1002	820913	832773	820760	832801	9.5	15.0	156	845	0.372	564	0.372	451	0.372	394	0.373	394	0.374	789	0.378	1916	0.378	3719	0.379	4114	0.389	3663	0.381	3325	0.380	3099	0.378	2930	0.376	3099	0.376	3269	0.377	3325	0.377	3494	0.380	3663	0.380	3381	0.382	2761	0.378	2198	0.375	1916	0.373	1747	0.373	1296	0.372
Yuen Long Highway (WB)	1004	820513	832849	820301	832889	7.0	21.0	216	845	0.372	564	0.372	451	0.372	394	0.373	394	0.374	789	0.378	1916	0.378	3719	0.379	4114	0.389	3663	0.381	3325	0.380	3099	0.378	2930	0.376	3099	0.376	3269	0.377	3325	0.377	3494	0.380	3663	0.380	3381	0.382	2761	0.378	2198	0.375	1916	0.373	1747	0.373	1296	0.372
Yuen Long Highway (WB)	1005	820301	832889	820115	832955	6.5	21.0	191	845	0.372	564	0.372	451	0.372	394	0.373	394	0.374	789	0.378	1916	0.378	3719	0.379	4114	0.389	3663	0.381	3325	0.380	3099	0.378	2930	0.376	3099	0.376	3269	0.377	3325	0.377	3494	0.380	3663	0.380	3381	0.382	2761	0.378	2198	0.375	1916	0.373	1747	0.373	1296	0.372
Yuen Long Highway (WB)	1006	820115	832955	820059	832951	6.5	21.0	58	845	0.372	564	0.372	451	0.372	394	0.373	394	0.374	789	0.378	1916	0.378	3719	0.379	4114	0.389	3663	0.381	3325	0.380	3099	0.378	2930	0.376	3099	0.376	3269	0.377	3325	0.377	3494	0.380	3663	0.380	3381	0.382	2761	0.378	2198	0.375	1916	0.373	1747	0.373	1296	0.372
Yuen Long Highway (WB)	1007	820059	832951	819477	832994	10.0	15.0	121	845	0.372	564	0.372	451	0.372	394	0.373	394	0.374	789	0.378	1916	0.378	3719	0.379	4114	0.389	3663	0.381	3325	0.380	3099	0.378	2930	0.376	3099	0.376	3269	0.377	3325	0.377	3494	0.380	3663	0.380	3381	0.382	2761	0.378	2198	0.375	1916	0.373	1747	0.373	1296	0.372
Yuen Long Highway (WB)	1008	819947	832994	819760	833091	10.0	15.0	210	845	0.372	564	0.372	451	0.372	394	0.373	394	0.374	789	0.378	1916	0.378	3719	0.379	4114	0.389	3663	0.381	3325	0.380	3099	0.378	2930	0.376	3099	0.376	3269	0.377	3325	0.377	3494	0.380	3663	0.380	3381	0.382	2761	0.378	2198	0.375	1916	0.373	1747	0.373	1296	0.372
Yuen Long Highway (WB)	1016	819762	833094	819697	833123	6.5	16.0	71	667	0.364	445	0.366	356	0.360	311	0.363	311	0.364	622	0.367	1512	0.369	2935	0.369	3246	0.378	2890	0.369	2623	0.369	2445	0.367	2312	0.366	2445	0.366	2579	0.366	2623	0.366	2757	0.369	2890	0.368	2668	0.373	2179	0.368	1734	0.364	1512	0.364	1378	0.364	1023	0.362
Yuen Long Highway (WB)	1017	819697	833120	819558	833161	7.0	22.0	144	667	0.364	445	0.366	356	0.360	311	0.363	311	0.364	622	0.367	1512	0.369	2935	0.369	3246	0.378	2890	0.369	2623	0.369	2445	0.367	2312	0.366	2445	0.366	2579	0.366	2623	0.366	2757	0.369	2890	0.368	2668	0.373	2179	0.368	1734	0.364	1512	0.364	1378	0.364	1023	0.362
Yuen Long Highway (WB)	1018	819558	833161	819422	833171	8.5	22.0	137	667	0.364	445	0.366	356	0.360	311	0.363	311	0.364	622	0.367	1512	0.369	2935	0.369	3246	0.378	2890	0.369	2623	0.369	2445	0.367	2312	0.366	2445	0.366	2579	0.366	2623	0.366	2757	0.369	2890	0.368	2668	0.373	2179	0.368	1734	0.364	1512	0.364	1378	0.364	1023	0.362
Yuen Long Highway (WB)	1019	819422	833171	819358	833167	9.0	22.0	64	667	0.364	445	0.366	356	0.360	311	0.363	311	0.364	622	0.367	1512	0.369	2935	0.369	3246	0.378	2890	0.369	2623	0.369	2445	0.367	2312	0.366	2445	0.366	2579	0.366	2623	0.366	2757	0.369	2890	0.368	2668	0.373	2179	0.368	1734	0.364	1512	0.364	1378	0.364	1023	0.362
Yuen Long Highway (WB)	1030	818954	833074	818836	833034	9.6	19.0	125	1000	0.384	667	0.380	534	0.383	467	0.385	467	0.386	934	0.384	2268	0.385	4402	0.387	4869	0.397	4335	0.388	3935	0.387	3668	0.385	3468	0.384	3668	0.384	3868	0.384	3935	0.384	4135	0.387	4335	0.387	4002	0.391	3268	0.384	2601	0.381	2268	0.380	2068	0.380	1534	0.379
Yuen Long Highway (WB)	1033	818704	832978	818664	832962	8.0	24.0	42	824	0.354	549	0.353	440	0.354	385	0.356	385	0.357	769	0.354	1868	0.357	3627	0.358	4011	0.366	3572	0.359	3242	0.357	3022	0.357	2857	0.355	3022	0.355	3187	0.355	3242	0.354	3407	0.358	3572	0.358	3297	0.361	2692	0.355	2143	0.352	1868	0.353	1703	0.352	1264	0.352
Yuen Long Highway (WB)	1042	818664	832962	818611	832932	8.0	22.0	61	824	0.354	549	0.353	440	0.354	385	0.356	385	0.357	769	0.354	1868	0.357	3627	0.358	4011	0.366	3572	0.359	3242	0.357	3022	0.357	2857	0.355	3022	0.355	3187	0.355	3242	0.354	3407	0.358	3572	0.358	3297	0.361	2692	0.355	2143	0.352	1868	0.353	1703	0.352	1264	0.352
Yuen Long Highway (WB)	1043	818611	832932	818507	832850	8.0	22.0	133	824	0.354	549	0.353	440	0.354	385	0.356	385	0.357	769	0.354	1868	0.357	3627	0.358	4011	0.366	3572	0.359	3242	0.357	3022	0.357	2857	0.355	3022	0.355	3187	0.355	3242	0.354	3407	0.358	3572	0.358	3297	0.361	2692	0.355	2143	0.352	1868	0.353	1703	0.352	1264	0.352
Yuen Long Highway (WB)	1046	818510	832848	818438	832760	8.0	29.0	113	1061	0.416	708	0.420	566	0.417	495	0.420	495	0.421	991	0.420	2406	0.421	4670	0.423	5165	0.434	4599	0.424	4175	0.423	3892	0.421	3679	0.419	3892	0.420	4104	0.420	4175	0.420	4387	0.423	4599	0.423	4245	0.428	3467	0.421	2759	0.417	2406	0.416	2193	0.417	1627	0.418
Yuen Long Highway (WB)	1047	818438	832760	818410	832710	8.0	27.0	57	1061	0.416	708	0.420	566	0.417	495	0.420	495	0.421	991	0.420	2406	0.421	4670	0.423	5165	0.434	4599	0.424	4175	0.423	3892	0.421	3679	0.419	3892	0.420	4104	0.420	4175	0.420	4387	0.423	4599	0.423	4245	0.428	3467	0.421	2759	0.417	2406	0.416	2193	0.417	1627	0.418
Yuen Long Highway (WB)	1053	818245	832279	818189	832154	0.0	22.0	137	1061	0.416	708	0.420	566	0.417	495	0.420	495	0.421	991	0.420	2406	0.421	4670	0.423	5165	0.434	4599	0.424	4175	0.423	3892	0.421	3679	0.419	3892	0.420	4104	0.420	4175	0.420	4387	0.423	4599	0.423	4245	0.428	3467	0.421	2759	0.417	2406	0.416	2193	0.417	1627	0.418
Yuen Long Highway (WB)	1054	818189	832154	818159	832093	0.0	22.0	68	1061	0.416	708	0.420	566	0.417	495	0.420	495	0.421	991	0.420	2406	0.421	4670	0.423	5165	0.434	4599	0.424	4175	0.423	3892	0.421	3679	0.419	3892	0.420	4104	0.420	4175	0.420	4387	0.423	4599	0.423	4245	0.428	3467	0.421	2759	0.417	2406	0.416	2193	0.417	1627	0.418
Yuen Long Highway (WB)	1055	818159	832093	818117	832014	0.0	22.0	90	1061	0.416	708	0.420	566	0.417	495	0.420	495	0.421	991	0.420	2406	0.421	467																																	

Hourly Composite Vehicular Emission Factor (Residual NOx) -for Operational Air Quality Impact Assessment (Year 2027)

Road Link	Link ID	x-start (m)	y-start (m)	x-end (m)	y-end (m)	Height (m)	Width (m)	Length (m)	Hr 01		Hr 02		Hr 03		Hr 04		Hr 05		Hr 06		Hr 07		Hr 08		Hr 09		Hr 10		Hr 11		Hr 12		Hr 13		Hr 14		Hr 15		Hr 16		Hr 17		Hr 18		Hr 19		Hr 20		Hr 21		Hr 22		Hr 23		Hr 24			
									Flow (veh/hr)	Emf (g/veh)	Flow (veh/hr)	Emf (g/veh)	Flow (veh/hr)	Emf (g/veh)	Flow (veh/hr)	Emf (g/veh)	Flow (veh/hr)	Emf (g/veh)	Flow (veh/hr)	Emf (g/veh)	Flow (veh/hr)	Emf (g/veh)	Flow (veh/hr)	Emf (g/veh)	Flow (veh/hr)	Emf (g/veh)	Flow (veh/hr)	Emf (g/veh)	Flow (veh/hr)	Emf (g/veh)	Flow (veh/hr)	Emf (g/veh)	Flow (veh/hr)	Emf (g/veh)	Flow (veh/hr)	Emf (g/veh)	Flow (veh/hr)	Emf (g/veh)	Flow (veh/hr)	Emf (g/veh)	Flow (veh/hr)	Emf (g/veh)	Flow (veh/hr)	Emf (g/veh)	Flow (veh/hr)	Emf (g/veh)	Flow (veh/hr)	Emf (g/veh)	Flow (veh/hr)	Emf (g/veh)	Flow (veh/hr)	Emf (g/veh)	Flow (veh/hr)	Emf (g/veh)	Flow (veh/hr)	Emf (g/veh)	Flow (veh/hr)	Emf (g/veh)
Pok Oi Interchange Bypass (NB)	629006	821109	833979	822119	834020	5.0	13.0	43	505	0.381	372	0.380	239	0.379	213	0.385	186	0.383	266	0.387	505	0.384	1381	0.388	1833	0.399	1567	0.388	1541	0.388	1461	0.386	1435	0.385	1461	0.385	1514	0.385	1620	0.386	1647	0.388	1674	0.388	1806	0.392	1567	0.384	1169	0.383	983	0.381	877	0.381	744	0.380		
Pok Oi Interchange Bypass (NB)	629007	821119	834020	822131	834058	4.0	13.0	39	505	0.381	372	0.380	239	0.379	213	0.385	186	0.383	266	0.387	505	0.384	1381	0.388	1833	0.399	1567	0.388	1541	0.388	1461	0.386	1435	0.385	1461	0.385	1514	0.385	1620	0.386	1647	0.388	1674	0.388	1806	0.392	1567	0.384	1169	0.383	983	0.381	877	0.381	744	0.380		
Pok Oi Interchange Bypass (NB)	629008	821131	834058	822150	834101	4.0	13.0	47	505	0.381	372	0.380	239	0.379	213	0.385	186	0.383	266	0.387	505	0.384	1381	0.388	1833	0.399	1567	0.388	1541	0.388	1461	0.386	1435	0.385	1461	0.385	1514	0.385	1620	0.386	1647	0.388	1674	0.388	1806	0.392	1567	0.384	1169	0.383	983	0.381	877	0.381	744	0.380		
Long Tin Rd (SB)	1821	819771	833641	819731	833484	4.0	19.0	162	1035	0.400	763	0.402	490	0.398	436	0.400	381	0.403	545	0.395	1035	0.403	2833	0.431	3759	0.440	3215	0.444	3160	0.444	2997	0.433	2942	0.433	2997	0.432	3106	0.440	3323	0.441	3378	0.441	3432	0.442	3705	0.473	3215	0.438	2397	0.413	2016	0.409	1798	0.407	1526	0.407		
Long Tin Rd (SB)	1822	819731	833484	819708	833399	7.3	13.0	89	1035	0.400	763	0.402	490	0.398	436	0.400	381	0.403	545	0.395	1035	0.403	2833	0.431	3759	0.440	3215	0.444	3160	0.444	2997	0.433	2942	0.433	2997	0.432	3106	0.440	3323	0.441	3378	0.441	3432	0.442	3705	0.473	3215	0.438	2397	0.413	2016	0.409	1798	0.407	1526	0.407		
Long Tin Rd (NB)	1844	819698	833401	819732	833544	0.0	19.0	147	582	0.346	429	0.347	276	0.346	245	0.344	214	0.345	306	0.344	582	0.348	1593	0.368	2114	0.394	1807	0.379	1777	0.379	1685	0.370	1654	0.369	1685	0.370	1746	0.375	1869	0.376	1899	0.377	1930	0.376	2083	0.400	1807	0.374	1348	0.356	1133	0.350	1011	0.353	858	0.352		
Long Tin Rd (NB)	1845	819732	833544	819756	833639	0.0	19.0	98	582	0.346	429	0.347	276	0.346	245	0.344	214	0.345	306	0.344	582	0.348	1593	0.368	2114	0.394	1807	0.379	1777	0.379	1685	0.370	1654	0.369	1685	0.370	1746	0.375	1869	0.376	1899	0.377	1930	0.376	2083	0.400	1807	0.374	1348	0.356	1133	0.350	1011	0.353	858	0.352		
Castle Peak Rd (Ping Shan) (WB)	2051	819108	833594	818998	833256	0.0	13.0	130	189	0.559	147	0.562	105	0.573	105	0.573	105	0.575	147	0.564	315	0.572	598	0.611	650	0.649	629	0.630	598	0.627	577	0.617	587	0.615	598	0.614	587	0.624	619	0.629	640	0.629	671	0.626	619	0.627	618	0.619	577	0.618	419	0.577	388	0.576	315	0.582	252	0.577
Castle Peak Rd (Ping Shan) (WB)	2052	818998	833526	818929	833475	0.0	13.0	86	189	0.559	147	0.562	105	0.573	105	0.573	105	0.575	147	0.564	315	0.572	598	0.611	650	0.649	629	0.630	598	0.627	577	0.617	587	0.615	598	0.614	587	0.624	619	0.629	640	0.629	671	0.626	619	0.627	618	0.619	577	0.618	419	0.577	388	0.576	315	0.582	252	0.577
Castle Peak Rd (Ping Shan) (WB)	2053	818929	833475	818837	833415	0.0	15.0	110	219	0.552	170	0.549	122	0.553	122	0.553	122	0.554	170	0.552	365	0.554	694	0.595	755	0.631	730	0.612	694	0.610	669	0.599	682	0.598	694	0.599	682	0.606	718	0.611	743	0.609	779	0.606	779	0.651	669	0.603	487	0.565	450	0.563	365	0.563	292	0.565		
Castle Peak Rd (Ping Shan) (WB)	2054	818836	833416	818747	833358	0.0	13.0	106	219	0.552	170	0.549	122	0.553	122	0.553	122	0.554	170	0.552	365	0.554	694	0.595	755	0.631	730	0.612	694	0.610	669	0.599	682	0.598	694	0.599	682	0.606	718	0.611	743	0.609	779	0.606	779	0.651	669	0.603	487	0.565	450	0.563	365	0.563	292	0.565		
Castle Peak Rd (Ping Shan) (WB)	2055	818747	833358	818583	833249	0.0	13.0	197	219	0.552	170	0.549	122	0.553	122	0.553	122	0.554	170	0.552	365	0.554	694	0.595	755	0.631	730	0.612	694	0.610	669	0.599	682	0.598	694	0.599	682	0.606	718	0.611	743	0.609	779	0.606	779	0.651	669	0.603	487	0.565	450	0.563	365	0.563	292	0.565		
Castle Peak Rd (Ping Shan) (WB)	2056	818583	833249	818495	833190	0.0	13.0	105	196	0.589	152	0.588	109	0.589	109	0.590	109	0.591	152	0.590	326	0.597	619	0.638	674	0.674	652	0.655	619	0.654	598	0.642	608	0.639	619	0.642	608	0.647	641	0.653	663	0.651	695	0.647	695	0.694	598	0.648	435	0.604	402	0.604	326	0.607	261	0.605		
Castle Peak Rd (Ping Shan) (WB)	2057	818495	833190	818324	833076	0.0	13.0	206	196	0.589	152	0.588	109	0.589	109	0.590	109	0.591	152	0.590	326	0.597	619	0.638	674	0.674	652	0.655	619	0.654	598	0.642	608	0.639	619	0.642	608	0.647	641	0.653	663	0.651	695	0.647	695	0.694	598	0.648	435	0.604	402	0.604	326	0.607	261	0.605		
Castle Peak Rd (Ping Shan) (WB)	2058	818324	833076	818220	832995	0.0	13.0	132	196	0.589	152	0.588	109	0.589	109	0.590	109	0.591	152	0.590	326	0.597	619	0.638	674	0.674	652	0.655	619	0.654	598	0.642	608	0.639	619	0.642	608	0.647	641	0.653	663	0.651	695	0.647	695	0.694	598	0.648	435	0.604	402	0.604	326	0.607	261	0.605		
Castle Peak Rd (Ping Shan) (WB)	2059	818220	832995	818130	832929	0.0	15.0	111	245	0.507	190	0.507	136	0.510	136	0.511	136	0.512	190	0.509	408	0.514	774	0.550	847	0.566	774	0.550	774	0.556	774	0.556	774	0.556	774	0.556	774	0.556	802	0.564	829	0.563	869	0.562	869	0.603	747	0.559	544	0.523	503	0.522	408	0.522	326	0.521		
Castle Peak Rd (Ping Shan) (WB)	2060	818130	832929	818079	832890	0.0	13.0	64	207	0.432	161	0.437	115	0.438	115	0.439	115	0.440	161	0.436	345	0.441	655	0.476	712	0.501	689	0.484	655	0.487	632	0.472	643	0.478	655	0.478	643	0.484	678	0.482	701	0.483	735	0.482	735	0.515	632	0.475	460	0.451	425	0.445	345	0.448	276	0.448		
Castle Peak Rd (Ping Shan) (WB)	2061	818079	832890	817947	832792	0.0	13.0	165	207	0.432	161	0.437	115	0.438	115	0.439	115	0.440	161	0.436	345	0.441	655	0.476	712	0.501	689	0.484	655	0.487	632	0.472	643	0.478	655	0.478	643	0.484	678	0.482	701	0.483	735	0.482	735	0.515	632	0.475	460	0.451	425	0.445	345	0.448	276	0.448		
Castle Peak Rd (Ping Shan) (EB)	2062	817947	832890	818084	832911	0.0	13.0	181	205	0.385	159	0.390	114	0.400	114	0.400	114	0.401	159	0.392	342	0.399	649	0.416	706	0.438	684	0.426	649	0.424	627	0.412	638	0.415	649	0.415	638	0.421	672	0.424	695																	

Hourly Composite Vehicular Emission Factor (Residual NOx) -for Operational Air Quality Impact Assessment (Year 2027)

Road Link	Link ID	x-start (m)	y-start (m)	x-end (m)	y-end (m)	Height (m)	Width (m)	Length (m)	Hr 01		Hr 02		Hr 03		Hr 04		Hr 05		Hr 06		Hr 07		Hr 08		Hr 09		Hr 10		Hr 11		Hr 12		Hr 13		Hr 14		Hr 15		Hr 16		Hr 17		Hr 18		Hr 19		Hr 20		Hr 21		Hr 22		Hr 23		Hr 24			
									Flow (veh/hr)	Emf (g/veh/mile)	Flow (veh/hr)	Emf (g/veh/mile)	Flow (veh/hr)	Emf (g/veh/mile)	Flow (veh/hr)	Emf (g/veh/mile)	Flow (veh/hr)	Emf (g/veh/mile)	Flow (veh/hr)	Emf (g/veh/mile)	Flow (veh/hr)	Emf (g/veh/mile)	Flow (veh/hr)	Emf (g/veh/mile)	Flow (veh/hr)	Emf (g/veh/mile)	Flow (veh/hr)	Emf (g/veh/mile)	Flow (veh/hr)	Emf (g/veh/mile)	Flow (veh/hr)	Emf (g/veh/mile)	Flow (veh/hr)	Emf (g/veh/mile)	Flow (veh/hr)	Emf (g/veh/mile)	Flow (veh/hr)	Emf (g/veh/mile)	Flow (veh/hr)	Emf (g/veh/mile)	Flow (veh/hr)	Emf (g/veh/mile)	Flow (veh/hr)	Emf (g/veh/mile)	Flow (veh/hr)	Emf (g/veh/mile)	Flow (veh/hr)	Emf (g/veh/mile)	Flow (veh/hr)	Emf (g/veh/mile)	Flow (veh/hr)	Emf (g/veh/mile)	Flow (veh/hr)	Emf (g/veh/mile)	Flow (veh/hr)	Emf (g/veh/mile)	Flow (veh/hr)	Emf (g/veh/mile)
Castle Peak Road (Ping Shan) (WB)	50189	819819	838837	819717	838280	0.0	13.0	104	267	0.558	208	0.557	149	0.553	149	0.553	149	0.555	208	0.560	446	0.562	846	0.599	921	0.635	891	0.619	846	0.613	817	0.604	832	0.602	846	0.601	832	0.610	876	0.611	906	0.612	950	0.613	950	0.655	817	0.607	594	0.571	549	0.573	446	0.569	356	0.567		
Hung Tin Rd (SB)	5426	818337	832773	818452	832725	0.0	12.0	125	335	0.663	260	0.653	186	0.643	186	0.643	186	0.643	186	0.645	260	0.656	558	0.659	1060	0.721	1153	0.762	1116	0.742	1060	0.741	1023	0.728	1041	0.728	1060	0.728	1041	0.737	1097	0.739	1134	0.737	1190	0.738	1190	0.803	1023	0.739	744	0.687	688	0.675	558	0.678	446	0.676
Hung Tin Rd (SB)	5437	818622	832752	818627	832779	1.5	13.4	27	335	0.663	260	0.653	186	0.643	186	0.643	186	0.645	260	0.656	558	0.659	1060	0.721	1153	0.762	1116	0.742	1060	0.741	1023	0.728	1041	0.728	1060	0.728	1041	0.737	1097	0.739	1134	0.737	1190	0.738	1190	0.803	1023	0.739	744	0.687	688	0.675	558	0.678	446	0.676		
Hung Tin Rd (SB)	5438	818627	832779	818623	832805	2.5	12.0	27	335	0.663	260	0.653	186	0.643	186	0.643	186	0.645	260	0.656	558	0.659	1060	0.721	1153	0.762	1116	0.742	1060	0.741	1023	0.728	1041	0.728	1060	0.728	1041	0.737	1097	0.739	1134	0.737	1190	0.738	1190	0.803	1023	0.739	744	0.687	688	0.675	558	0.678	446	0.676		
Hung Tin Rd (SB)	5439	818623	832805	818612	832824	3.5	12.0	22	335	0.663	260	0.653	186	0.643	186	0.643	186	0.645	260	0.656	558	0.659	1060	0.721	1153	0.762	1116	0.742	1060	0.741	1023	0.728	1041	0.728	1060	0.728	1041	0.737	1097	0.739	1134	0.737	1190	0.738	1190	0.803	1023	0.739	744	0.687	688	0.675	558	0.678	446	0.676		
Hung Tin Rd (SB)	5440	818612	832824	818597	832840	4.5	12.0	21	335	0.663	260	0.653	186	0.643	186	0.643	186	0.645	260	0.656	558	0.659	1060	0.721	1153	0.762	1116	0.742	1060	0.741	1023	0.728	1041	0.728	1060	0.728	1041	0.737	1097	0.739	1134	0.737	1190	0.738	1190	0.803	1023	0.739	744	0.687	688	0.675	558	0.678	446	0.676		
Long Tin Rd (SB)	5487	819708	833399	819694	833341	7.3	12.4	59	1035	0.400	763	0.402	490	0.398	436	0.400	381	0.403	545	0.395	1035	0.403	2833	0.431	3759	0.440	3215	0.444	3160	0.444	2997	0.433	2942	0.433	2997	0.432	3106	0.440	3223	0.441	3378	0.441	3432	0.442	3705	0.473	3213	0.438	2397	0.413	2016	0.409	1798	0.407	1526	0.407		
Long Tin Rd (NB)	5510	819682	833344	819697	833401	0.0	16.0	59	582	0.346	429	0.347	276	0.346	245	0.344	214	0.345	306	0.345	582	0.348	1593	0.368	2114	0.394	1807	0.379	1777	0.399	1685	0.379	1654	0.369	1685	0.370	1746	0.375	1823	0.377	1899	0.377	1930	0.376	2083	0.400	1817	0.374	1348	0.356	1133	0.350	1011	0.353	858	0.352		
Castle Peak Rd (Ping Shan) (WB)	10006	817798	832686	817725	832625	0.0	13.2	95	326	0.354	254	0.351	181	0.355	181	0.356	181	0.356	254	0.354	344	0.357	1034	0.380	1124	0.401	1088	0.386	1034	0.389	997	0.377	1016	0.380	1034	0.381	1016	0.385	1070	0.384	1106	0.384	1161	0.386	1161	0.410	997	0.379	725	0.361	671	0.357	544	0.360	435	0.356		
Castle Peak Rd (Ping Shan) (EB)	10007	817791	832696	817717	832635	0.0	19.2	95	187	0.384	145	0.378	104	0.391	104	0.392	104	0.393	145	0.380	311	0.391	997	0.407	644	0.429	623	0.412	592	0.406	581	0.409	592	0.407	581	0.415	612	0.408	633	0.407	664	0.415	664	0.437	571	0.403	415	0.389	384	0.389	311	0.392	249	0.387				
Castle Peak Rd (Ping Shan) (EB)	50194	819817	833871	819916	833869	0.0	13.0	100	167	0.589	130	0.588	93	0.563	93	0.564	93	0.565	130	0.592	278	0.591	528	0.621	575	0.654	556	0.633	528	0.634	510	0.625	519	0.619	528	0.621	519	0.629	547	0.630	566	0.633	593	0.629	593	0.667	510	0.630	371	0.603	343	0.598	278	0.593	233	0.596		
Castle Peak Rd (Ping Shan) (EB)	50196	819727	833834	819751	833845	0.0	13.0	26	160	0.512	125	0.500	89	0.467	89	0.467	89	0.469	125	0.503	267	0.502	508	0.537	553	0.563	535	0.551	508	0.548	490	0.538	499	0.534	508	0.537	499	0.541	526	0.542	544	0.546	571	0.541	571	0.574	490	0.541	357	0.518	330	0.506	267	0.506	214	0.506		
Castle Peak Rd (Ping Shan) (EB)	50197	819751	833845	819784	833870	0.0	13.0	42	160	0.512	125	0.500	89	0.467	89	0.467	89	0.469	125	0.503	267	0.502	508	0.537	553	0.563	535	0.551	508	0.548	490	0.538	499	0.534	508	0.537	499	0.541	526	0.542	544	0.546	571	0.541	571	0.574	490	0.541	357	0.518	330	0.506	267	0.506	214	0.506		
Castle Peak Rd (Ping Shan) (EB)	50198	819784	833870	819812	833872	0.0	13.0	27	160	0.512	125	0.500	89	0.467	89	0.467	89	0.469	125	0.503	267	0.502	508	0.537	553	0.563	535	0.551	508	0.548	490	0.538	499	0.534	508	0.537	499	0.541	526	0.542	544	0.546	571	0.541	571	0.574	490	0.541	357	0.518	330	0.506	267	0.506	214	0.506		
Hung Tin Rd (NB)	5424	818431	832728	818334	832768	0.0	12.0	104	249	0.519	194	0.511	138	0.520	138	0.521	138	0.522	194	0.514	415	0.519	789	0.569	859	0.606	831	0.588	789	0.585	762	0.575	775	0.576	789	0.574	775	0.584	817	0.583	845	0.584	886	0.584	886	0.631	762	0.576	554	0.541	512	0.532	415	0.531	332	0.533		
Hung Tin Rd (SB)	5428	818452	832726	818533	832703	0.0	12.0	84	335	0.663	260	0.653	186	0.643	186	0.643	186	0.645	260	0.656	558	0.659	1060	0.721	1153	0.762	1116	0.742	1060	0.741	1023	0.728	1041	0.728	1060	0.728	1041	0.737	1097	0.739	1134	0.737	1190	0.738	1190	0.803	1023	0.739	744	0.687	688	0.675	558	0.678	446	0.676		
Hung Tin Rd (SB)	5431	818533	832703	818562	832704	0.0	12.0	29	335	0.663	260	0.653	186	0.643	186	0.643	186	0.645	260	0.656	558	0.659	1060	0.721	1153	0.762	1116	0.742	1060	0.741	1023	0.728	1041	0.728	1060	0.728	1041	0.737	1097	0.739	1134	0.737	1190	0.738	1190	0.803	1023	0.739	744	0.687	688	0.675	558	0.678	446	0.676		
Hung Tin Rd (SB)	5432	818562	832704	818584	832710	0.0	12.0	23	335	0.663	260	0.653	186	0.643	186	0.643	186	0.645	260	0.656	558	0.659	1060	0.721	1153	0.762	1116	0.742	1060	0.741	1023	0.728	1041	0.728	1060	0.728	1041	0.737	1097	0.739	1134	0.737	1190	0.738	1190	0.803	1023	0.739	744	0.687	688	0.675	558	0.678	446	0.676		
Hung Tin Rd (SB)	5433	818584	832710	818609	832730	0.0	12.0	32	335	0.663	260	0.653	186	0.643	186	0.643	186	0.645	260	0.656	558	0.659	1060	0.721	1153	0.762	1116	0.742	1060	0.741	1023	0.728	1041	0.728	1060	0.728	1041	0.737	1097	0.739	11																	

Hourly Composite Vehicular Emission Factor (Residual NOx) -for Operational Air Quality Impact Assessment (Year 2027)

Road Link	Link ID	x-start (m)	y-start (m)	x-end (m)	y-end (m)	Height (m)	Width (m)	Length (m)	Hr 01		Hr 02		Hr 03		Hr 04		Hr 05		Hr 06		Hr 07		Hr 08		Hr 09		Hr 10		Hr 11		Hr 12		Hr 13		Hr 14		Hr 15		Hr 16		Hr 17		Hr 18		Hr 19		Hr 20		Hr 21		Hr 22		Hr 23		Hr 24	
									Flow (veh/hr)	Emf (g/veh/mile)	Flow (veh/hr)	Emf (g/veh/mile)	Flow (veh/hr)	Emf (g/veh/mile)	Flow (veh/hr)	Emf (g/veh/mile)	Flow (veh/hr)	Emf (g/veh/mile)	Flow (veh/hr)	Emf (g/veh/mile)	Flow (veh/hr)	Emf (g/veh/mile)	Flow (veh/hr)	Emf (g/veh/mile)	Flow (veh/hr)	Emf (g/veh/mile)	Flow (veh/hr)	Emf (g/veh/mile)	Flow (veh/hr)	Emf (g/veh/mile)	Flow (veh/hr)	Emf (g/veh/mile)	Flow (veh/hr)	Emf (g/veh/mile)	Flow (veh/hr)	Emf (g/veh/mile)	Flow (veh/hr)	Emf (g/veh/mile)	Flow (veh/hr)	Emf (g/veh/mile)	Flow (veh/hr)	Emf (g/veh/mile)	Flow (veh/hr)	Emf (g/veh/mile)	Flow (veh/hr)	Emf (g/veh/mile)	Flow (veh/hr)	Emf (g/veh/mile)	Flow (veh/hr)	Emf (g/veh/mile)	Flow (veh/hr)	Emf (g/veh/mile)	Flow (veh/hr)	Emf (g/veh/mile)	Flow (veh/hr)	Emf (g/veh/mile)
Yuen Long Highway (NB)	8226	822087	833541	822084	833608	4.5	13.0	67	217	0.418	160	0.411	103	0.398	92	0.393	80	0.385	114	0.385	217	0.426	595	0.455	790	0.525	675	0.493	664	0.488	629	0.460	618	0.445	629	0.476	652	0.465	698	0.493	710	0.491	721	0.491	778	0.496	675	0.473	504	0.439	423	0.434	378	0.432	320	0.420
Yuen Long Highway (NB)	8227	822084	833608	822083	833666	4.5	13.0	58	217	0.418	160	0.411	103	0.398	92	0.393	80	0.385	114	0.385	217	0.426	595	0.455	790	0.525	675	0.493	664	0.488	629	0.460	618	0.445	629	0.476	652	0.465	698	0.493	710	0.491	721	0.491	778	0.496	675	0.473	504	0.439	423	0.434	378	0.432	320	0.420
Yuen Long Highway (NB)	8228	822083	833666	822082	833728	4.0	13.0	62	217	0.418	160	0.411	103	0.398	92	0.393	80	0.385	114	0.385	217	0.426	595	0.455	790	0.525	675	0.493	664	0.488	629	0.460	618	0.445	629	0.476	652	0.465	698	0.493	710	0.491	721	0.491	778	0.496	675	0.473	504	0.439	423	0.434	378	0.432	320	0.420
Yuen Long Highway (NB)	8229	822082	833728	822081	833759	3.5	13.0	31	217	0.418	160	0.411	103	0.398	92	0.393	80	0.385	114	0.385	217	0.426	595	0.455	790	0.525	675	0.493	664	0.488	629	0.460	618	0.445	629	0.476	652	0.465	698	0.493	710	0.491	721	0.491	778	0.496	675	0.473	504	0.439	423	0.434	378	0.432	320	0.420
Yuen Long Highway (NB)	8230	822081	833759	822083	833806	2.5	13.0	47	217	0.418	160	0.411	103	0.398	92	0.393	80	0.385	114	0.385	217	0.426	595	0.455	790	0.525	675	0.493	664	0.488	629	0.460	618	0.445	629	0.476	652	0.465	698	0.493	710	0.491	721	0.491	778	0.496	675	0.473	504	0.439	423	0.434	378	0.432	320	0.420
Yuen Long Highway (NB)	8231	822083	833806	822086	833857	2.5	16.0	51	217	0.418	160	0.411	103	0.398	92	0.393	80	0.385	114	0.385	217	0.426	595	0.455	790	0.525	675	0.493	664	0.488	629	0.460	618	0.445	629	0.476	652	0.465	698	0.493	710	0.491	721	0.491	778	0.496	675	0.473	504	0.439	423	0.434	378	0.432	320	0.420
Yuen Long Highway (Shap Pat Heung INT) (EB)	8211	821637	832941	821660	832961	6.5	13.0	30	694	0.516	511	0.519	329	0.512	292	0.510	256	0.508	365	0.511	694	0.526	1899	0.579	2520	0.654	2155	0.616	2118	0.608	2008	0.572	1972	0.554	2008	0.592	2028	0.581	2228	0.612	2264	0.611	2301	0.612	2483	0.620	2155	0.588	1607	0.548	1351	0.536	1205	0.537	1022	0.526
Yuen Long Highway (Shap Pat Heung INT) (SB)	8248	822150	833972	822147	833925	2.5	16.0	46	312	0.702	230	0.699	148	0.689	131	0.709	115	0.686	164	0.667	312	0.715	853	0.778	1132	0.861	968	0.829	952	0.812	902	0.771	886	0.754	902	0.793	935	0.777	1001	0.821	1017	0.823	1034	0.820	1116	0.837	968	0.785	722	0.738	607	0.722	541	0.718	459	0.712
Yuen Long Highway (SB)	8249	822145	833853	822152	833812	3.0	15.0	41	253	0.622	187	0.623	120	0.622	107	0.608	93	0.605	133	0.623	253	0.634	693	0.698	919	0.791	786	0.742	773	0.731	733	0.689	720	0.667	733	0.714	760	0.699	813	0.736	826	0.741	840	0.739	906	0.748	786	0.712	586	0.665	493	0.649	440	0.651	373	0.635
Yuen Long Highway (SB)	8250	822152	833812	822157	833769	3.0	14.0	44	253	0.622	187	0.623	120	0.622	107	0.608	93	0.605	133	0.623	253	0.634	693	0.698	919	0.791	786	0.742	773	0.731	733	0.689	720	0.667	733	0.714	760	0.699	813	0.736	826	0.741	840	0.739	906	0.748	786	0.712	586	0.665	493	0.649	440	0.651	373	0.635
Yuen Long Highway (SB)	8251	822157	833769	822158	833739	3.5	14.0	30	253	0.622	187	0.623	120	0.622	107	0.608	93	0.605	133	0.623	253	0.634	693	0.698	919	0.791	786	0.742	773	0.731	733	0.689	720	0.667	733	0.714	760	0.699	813	0.736	826	0.741	840	0.739	906	0.748	786	0.712	586	0.665	493	0.649	440	0.651	373	0.635
Yuen Long Highway (SB)	8252	822158	833739	822156	833673	4.0	14.0	66	253	0.622	187	0.623	120	0.622	107	0.608	93	0.605	133	0.623	253	0.634	693	0.698	919	0.791	786	0.742	773	0.731	733	0.689	720	0.667	733	0.714	760	0.699	813	0.736	826	0.741	840	0.739	906	0.748	786	0.712	586	0.665	493	0.649	440	0.651	373	0.635
Yuen Long Highway (SB)	8253	822156	833673	822154	833655	4.5	14.0	68	253	0.622	187	0.623	120	0.622	107	0.608	93	0.605	133	0.623	253	0.634	693	0.698	919	0.791	786	0.742	773	0.731	733	0.689	720	0.667	733	0.714	760	0.699	813	0.736	826	0.741	840	0.739	906	0.748	786	0.712	586	0.665	493	0.649	440	0.651	373	0.635
Yuen Long Highway (SB)	8254	822154	833605	822150	833551	4.5	14.0	54	253	0.622	187	0.623	120	0.622	107	0.608	93	0.605	133	0.623	253	0.634	693	0.698	919	0.791	786	0.742	773	0.731	733	0.689	720	0.667	733	0.714	760	0.699	813	0.736	826	0.741	840	0.739	906	0.748	786	0.712	586	0.665	493	0.649	440	0.651	373	0.635
Yuen Long Highway (SB)	8255	822150	833551	822142	833500	5.0	14.0	52	253	0.622	187	0.623	120	0.622	107	0.608	93	0.605	133	0.623	253	0.634	693	0.698	919	0.791	786	0.742	773	0.731	733	0.689	720	0.667	733	0.714	760	0.699	813	0.736	826	0.741	840	0.739	906	0.748	786	0.712	586	0.665	493	0.649	440	0.651	373	0.635
Yuen Long Highway (SB)	8256	822142	833500	822130	833451	5.5	14.0	50	253	0.622	187	0.623	120	0.622	107	0.608	93	0.605	133	0.623	253	0.634	693	0.698	919	0.791	786	0.742	773	0.731	733	0.689	720	0.667	733	0.714	760	0.699	813	0.736	826	0.741	840	0.739	906	0.748	786	0.712	586	0.665	493	0.649	440	0.651	373	0.635
Yuen Long Highway (SB)	8257	822130	833451	822112	833396	6.0	14.0	58	253	0.622	187	0.623	120	0.622	107	0.608	93	0.605	133	0.623	253	0.634	693	0.698	919	0.791	786	0.742	773	0.731	733	0.689	720	0.667	733	0.714	760	0.699	813	0.736	826	0.741	840	0.739	906	0.748	786	0.712	586	0.665	493	0.649	440	0.651	373	0.635
Yuen Long Highway (SB)	8258	822112	833396	822095	833353	6.5	14.0	47	253	0.622	187	0.623	120	0.622	107	0.608	93	0.605	133	0.623	253	0.634	693	0.698	919	0.791	786	0.742	773	0.731	733	0.689	720	0.667	733	0.714	760	0.699	813	0.736	826	0.741	840	0.739	906	0.748	786	0.712	586	0.665	493	0.649	440	0.651	373	0.635
Shap Pat Heung Interchange Slip Road (WB)	8259	822095	833353	822074	833311	6.5	14.0	47	253	0.622	187	0.623	120	0.622	107	0.608	93	0.605	133	0.623	253	0.634	693	0.698	919	0.791	786	0.742	773	0.731	733	0.689	720	0.667	733	0.714	760	0.699	813	0.736	826	0.741	840	0.739	906	0.748	786	0.712	586	0.665	493	0.649	440	0.651	373	

Road Link	Link ID	x-start (m)	y-start (m)	x-end (m)	y-end (m)	Height (m)	Width (m)	Road Length (m)	Hr 01		Hr 02		Hr 03		Hr 04		Hr 05		Hr 06		Hr 07		Hr 08		Hr 09		Hr 10		Hr 11		Hr 12		Hr 13		Hr 14		Hr 15		Hr 16		Hr 17		Hr 18		Hr 19		Hr 20		Hr 21		Hr 22		Hr 23		Hr 24	
									Flow (veh/hr)	Emf (g/veh/mile)	Flow (veh/hr)	Emf (g/veh/mile)	Flow (veh/hr)	Emf (g/veh/mile)	Flow (veh/hr)	Emf (g/veh/mile)	Flow (veh/hr)	Emf (g/veh/mile)	Flow (veh/hr)	Emf (g/veh/mile)	Flow (veh/hr)	Emf (g/veh/mile)	Flow (veh/hr)	Emf (g/veh/mile)	Flow (veh/hr)	Emf (g/veh/mile)	Flow (veh/hr)	Emf (g/veh/mile)	Flow (veh/hr)	Emf (g/veh/mile)	Flow (veh/hr)	Emf (g/veh/mile)	Flow (veh/hr)	Emf (g/veh/mile)	Flow (veh/hr)	Emf (g/veh/mile)	Flow (veh/hr)	Emf (g/veh/mile)	Flow (veh/hr)	Emf (g/veh/mile)	Flow (veh/hr)	Emf (g/veh/mile)	Flow (veh/hr)	Emf (g/veh/mile)	Flow (veh/hr)	Emf (g/veh/mile)	Flow (veh/hr)	Emf (g/veh/mile)	Flow (veh/hr)	Emf (g/veh/mile)	Flow (veh/hr)	Emf (g/veh/mile)	Flow (veh/hr)	Emf (g/veh/mile)	Flow (veh/hr)	Emf (g/veh/mile)
Kung Um Rd (SB)	8875	820261	831579	820279	831629	0.0	12.0	53	105	1.032	80	1.009	60	0.989	55	1.006	50	0.997	60	0.966	120	1.027	211	1.124	306	1.161	281	1.145	281	1.145	276	1.150	286	1.145	286	1.142	301	1.151	301	1.147	306	1.149	311	1.180	321	1.184	286	1.106	221	1.088	186	1.077	171	1.067	156	1.052
Kung Um Rd (SB)	8876	820279	831629	820310	831717	0.0	12.0	94	105	1.032	80	1.009	60	0.989	55	1.006	50	0.997	60	0.966	120	1.027	211	1.124	306	1.161	281	1.145	281	1.145	276	1.150	286	1.145	286	1.142	301	1.151	301	1.147	306	1.149	311	1.180	321	1.184	286	1.106	221	1.088	186	1.077	171	1.067	156	1.052
Kung Um Rd (SB)	8877	820310	831717	820343	831819	0.0	12.0	107	105	1.032	80	1.009	60	0.989	55	1.006	50	0.997	60	0.966	120	1.027	211	1.124	306	1.161	281	1.145	281	1.145	276	1.150	286	1.145	286	1.142	301	1.151	301	1.147	306	1.149	311	1.180	321	1.184	286	1.106	221	1.088	186	1.077	171	1.067	156	1.052
Kung Um Rd (SB)	8878	820343	831819	820356	831872	0.0	12.0	54	105	1.032	80	1.009	60	0.989	55	1.006	50	0.997	60	0.966	120	1.027	211	1.124	306	1.161	281	1.145	281	1.145	276	1.150	286	1.145	286	1.142	301	1.151	301	1.147	306	1.149	311	1.180	321	1.184	286	1.106	221	1.088	186	1.077	171	1.067	156	1.052
Kung Um Rd (SB)	8879	820356	831872	820369	831922	0.0	12.0	52	111	1.063	84	1.038	63	1.016	58	1.036	53	1.015	63	0.994	126	1.059	221	1.151	321	1.183	295	1.158	295	1.157	290	1.162	300	1.158	300	1.155	316	1.166	316	1.162	321	1.164	327	1.197	337	1.203	300	1.131	232	1.114	195	1.104	179	1.094	163	1.082
Kung Um Rd (SB)	8880	820369	831922	820382	831971	0.0	12.0	51	111	1.063	84	1.038	63	1.016	58	1.036	53	1.015	63	0.994	126	1.059	221	1.151	321	1.183	295	1.158	295	1.157	290	1.162	300	1.158	300	1.155	316	1.166	316	1.162	321	1.164	327	1.197	337	1.203	300	1.131	232	1.114	195	1.104	179	1.094	163	1.082
Kung Um Rd (SB)	8881	820382	831971	820395	832024	0.0	12.0	55	111	1.063	84	1.038	63	1.016	58	1.036	53	1.015	63	0.994	126	1.059	221	1.151	321	1.183	295	1.158	295	1.157	290	1.162	300	1.158	300	1.155	316	1.166	316	1.162	321	1.164	327	1.197	337	1.203	300	1.131	232	1.114	195	1.104	179	1.094	163	1.082
Kung Um Rd (SB)	8882	820395	832024	820408	832075	0.0	12.0	52	111	1.063	84	1.038	63	1.016	58	1.036	53	1.015	63	0.994	126	1.059	221	1.151	321	1.183	295	1.158	295	1.157	290	1.162	300	1.158	300	1.155	316	1.166	316	1.162	321	1.164	327	1.197	337	1.203	300	1.131	232	1.114	195	1.104	179	1.094	163	1.082
Kung Um Rd (SB)	8883	820408	832075	820422	832128	0.0	12.0	55	111	1.063	84	1.038	63	1.016	58	1.036	53	1.015	63	0.994	126	1.059	221	1.151	321	1.183	295	1.158	295	1.157	290	1.162	300	1.158	300	1.155	316	1.166	316	1.162	321	1.164	327	1.197	337	1.203	300	1.131	232	1.114	195	1.104	179	1.094	163	1.082
Kung Um Rd (SB)	8884	820422	832128	820435	832179	0.0	12.0	52	111	1.063	84	1.038	63	1.016	58	1.036	53	1.015	63	0.994	126	1.059	221	1.151	321	1.183	295	1.158	295	1.157	290	1.162	300	1.158	300	1.155	316	1.166	316	1.162	321	1.164	327	1.197	337	1.203	300	1.131	232	1.114	195	1.104	179	1.094	163	1.082
Kung Um Rd (SB)	8885	820435	832179	820447	832228	0.0	12.0	50	111	1.063	84	1.038	63	1.016	58	1.036	53	1.015	63	0.994	126	1.059	221	1.151	321	1.183	295	1.158	295	1.157	290	1.162	300	1.158	300	1.155	316	1.166	316	1.162	321	1.164	327	1.197	337	1.203	300	1.131	232	1.114	195	1.104	179	1.094	163	1.082
Kung Um Rd (SB)	8886	820447	832228	820459	832280	0.0	12.0	54	111	1.063	84	1.038	63	1.016	58	1.036	53	1.015	63	0.994	126	1.059	221	1.151	321	1.183	295	1.158	295	1.157	290	1.162	300	1.158	300	1.155	316	1.166	316	1.162	321	1.164	327	1.197	337	1.203	300	1.131	232	1.114	195	1.104	179	1.094	163	1.082
Kung Um Rd (SB)	8887	820459	832280	820473	832332	0.0	12.0	54	111	1.063	84	1.038	63	1.016	58	1.036	53	1.015	63	0.994	126	1.059	221	1.151	321	1.183	295	1.158	295	1.157	290	1.162	300	1.158	300	1.155	316	1.166	316	1.162	321	1.164	327	1.197	337	1.203	300	1.131	232	1.114	195	1.104	179	1.094	163	1.082
Kung Um Rd (SB)	8888	820473	832332	820486	832437	0.0	12.0	58	79	1.037	60	1.039	45	0.968	41	1.003	38	0.969	45	0.945	90	1.034	158	1.125	230	1.157	211	1.144	211	1.143	207	1.154	215	1.148	215	1.145	226	1.150	226	1.146	230	1.144	233	1.181	241	1.184	215	1.110	166	1.093	139	1.089	128	1.082	117	1.062
Kung Um Rd (SB)	8871	820156	831287	820197	831400	0.0	12.0	120	79	1.037	60	1.039	45	0.968	41	1.003	38	0.969	45	0.945	90	1.034	158	1.125	230	1.157	211	1.144	211	1.143	207	1.154	215	1.148	215	1.145	226	1.150	226	1.146	230	1.144	233	1.181	241	1.184	215	1.110	166	1.093	139	1.089	128	1.082	117	1.062
Kung Um Rd (SB)	8872	820197	831400	820219	831460	0.0	12.0	64	79	1.037	60	1.039	45	0.968	41	1.003	38	0.969	45	0.945	90	1.034	158	1.125	230	1.157	211	1.144	211	1.143	207	1.154	215	1.148	215	1.145	226	1.150	226	1.146	230	1.144	233	1.181	241	1.184	215	1.110	166	1.093	139	1.089	128	1.082	117	1.062
Kung Um Rd (SB)	8869	820110	831189	820135	831233	0.0	12.0	50	79	1.037	60	1.039	45	0.968	41	1.003	38	0.969	45	0.945	90	1.034	158	1.125	230	1.157	211	1.144	211	1.143	207	1.154	215	1.148	215	1.145	226	1.150	226	1.146	230	1.144	233	1.181	241	1.184	215	1.110	166	1.093	139	1.089	128	1.082	117	1.062
Kiu Hing Rd (SB)	1234	820174	831230	820185	831186	0.0	10.0	45	76	0.389	51	0.379	41	0.389	30	0.387	41	0.380	86	0.346	213	0.380	310	0.399	300	0.403	305	0.388	295	0.393	315	0.399	310	0.390	325	0.383	325	0.387	345	0.398	285	0.404	229	0.397	193	0.406	168	0.399	147	0.392	112	0.375				
Kiu Hing Rd (SB)	1207	820728	833252	820710	831810	0.0	11.0	75	49	0.940	37	0.962	28	0.910	26	0.950	23	0.838	28	0.890	56	0.946	98	1.040	142	1.054	131	1.032	131	1.031	128	1.009	133	1.022	133	1.010	140	1.036	140	1.032	142	1.030	145	1.058	149	1.061	133	1.040	103	1.038	86	1.021	79	0.964	72	0.961
Kiu Hing Rd (SB)	1208	820710	831810	820694	831317	0.0	11.0	65	49	0.940	37	0.962	28	0.910	26																																									

Hourly Composite Vehicular Emission Factor (Residual NOx) -for Operational Air Quality Impact Assessment (Year 2027)

Road Link	Link ID	x-start (m)	y-start (m)	x-end (m)	y-end (m)	Height (m)	Width (m)	Length (m)	Hr 01		Hr 02		Hr 03		Hr 04		Hr 05		Hr 06		Hr 07		Hr 08		Hr 09		Hr 10		Hr 11		Hr 12		Hr 13		Hr 14		Hr 15		Hr 16		Hr 17		Hr 18		Hr 19		Hr 20		Hr 21		Hr 22		Hr 23		Hr 24			
									Flow (veh/hr)	Emf (g/veh/mile)	Flow (veh/hr)	Emf (g/veh/mile)	Flow (veh/hr)	Emf (g/veh/mile)	Flow (veh/hr)	Emf (g/veh/mile)	Flow (veh/hr)	Emf (g/veh/mile)	Flow (veh/hr)	Emf (g/veh/mile)	Flow (veh/hr)	Emf (g/veh/mile)	Flow (veh/hr)	Emf (g/veh/mile)	Flow (veh/hr)	Emf (g/veh/mile)	Flow (veh/hr)	Emf (g/veh/mile)	Flow (veh/hr)	Emf (g/veh/mile)	Flow (veh/hr)	Emf (g/veh/mile)	Flow (veh/hr)	Emf (g/veh/mile)	Flow (veh/hr)	Emf (g/veh/mile)	Flow (veh/hr)	Emf (g/veh/mile)	Flow (veh/hr)	Emf (g/veh/mile)	Flow (veh/hr)	Emf (g/veh/mile)	Flow (veh/hr)	Emf (g/veh/mile)	Flow (veh/hr)	Emf (g/veh/mile)	Flow (veh/hr)	Emf (g/veh/mile)	Flow (veh/hr)	Emf (g/veh/mile)	Flow (veh/hr)	Emf (g/veh/mile)	Flow (veh/hr)	Emf (g/veh/mile)	Flow (veh/hr)	Emf (g/veh/mile)		
Shui Tsui Sau Tsuen Rd (SB)	1665	820791	832154	820789	832183	0.0	9.6	29	3	0.040	2	0.040	1	0.042	1	0.041	1	0.039	3	0.038	7	0.038	10	0.039	10	0.039	10	0.040	10	0.040	9	0.040	10	0.040	11	0.040	10	0.040	11	0.040	11	0.040	11	0.040	12	0.041	9	0.041	8	0.041	6	0.041	6	0.041	5	0.041	4	0.041
Shui Tsui Sau Tsuen Rd (SB)	1666	820788	832183	820764	832239	0.0	9.6	61	3	0.040	2	0.040	1	0.042	1	0.041	1	0.039	3	0.038	7	0.038	10	0.039	10	0.039	10	0.040	10	0.040	9	0.040	10	0.040	11	0.040	10	0.040	11	0.040	11	0.040	11	0.040	12	0.041	9	0.041	8	0.041	6	0.041	6	0.041	5	0.041	4	0.041
Shui Tsui Sau Tsuen Rd (SB)	1667	820816	832039	820786	832073	0.0	9.6	45	3	0.040	2	0.040	1	0.042	1	0.041	1	0.039	3	0.038	7	0.038	10	0.039	10	0.039	10	0.040	10	0.040	9	0.040	10	0.040	11	0.040	10	0.040	11	0.040	11	0.040	11	0.040	12	0.041	9	0.041	8	0.041	6	0.041	6	0.041	5	0.041	4	0.041
Shui Tsui Sau Tsuen Rd (SB)	1668	820776	832090	820774	832107	0.0	9.6	17	3	0.040	2	0.040	1	0.042	1	0.041	1	0.039	3	0.038	7	0.038	10	0.039	10	0.039	10	0.040	10	0.040	9	0.040	10	0.040	11	0.040	10	0.040	11	0.040	11	0.040	11	0.040	12	0.041	9	0.041	8	0.041	6	0.041	6	0.041	5	0.041	4	0.041
Lam Hi Road (SB)	1701	820142	832963	820155	832984	0.0	11.0	25	10	1.627	7	1.749	6	1.702	5	1.715	5	1.697	6	1.663	11	1.556	19	2.017	28	1.913	26	1.891	25	1.891	26	1.890	26	1.884	28	1.892	28	1.886	28	1.893	29	1.907	30	1.926	26	1.837	20	1.857	17	1.728	16	1.706	14	1.592				
Lam Hi Road (SB)	1702	820155	832984	820177	833003	0.0	11.0	28	10	1.627	7	1.749	6	1.702	5	1.715	5	1.697	6	1.663	11	1.556	19	2.017	28	1.913	26	1.891	25	1.891	26	1.890	26	1.884	28	1.892	28	1.886	28	1.893	29	1.907	30	1.926	26	1.837	20	1.857	17	1.728	16	1.706	14	1.592				
Lam Hi Road (SB)	1703	820177	833003	820192	833010	0.0	11.0	17	10	1.627	7	1.749	6	1.702	5	1.715	5	1.697	6	1.663	11	1.556	19	2.017	28	1.913	26	1.891	25	1.891	26	1.890	26	1.884	28	1.892	28	1.886	28	1.893	29	1.907	30	1.926	26	1.837	20	1.857	17	1.728	16	1.706	14	1.592				
Lam Hi Road (WB) [1]	1704	820192	833010	820210	833013	0.0	11.0	18	0	0.000	0	0.000	0	0.000	0	0.000	0	0.000	0	0.000	0	0.000	0	0.000	0	0.000	0	0.000	0	0.000	0	0.000	0	0.000	0	0.000	0	0.000	0	0.000	0	0.000	0	0.000	0	0.000	0	0.000	0	0.000	0	0.000	0	0.000	0	0.000	0	0.000
Lam Hi Road (WB) [1]	1705	820210	833013	820231	833013	0.0	11.0	21	0	0.000	0	0.000	0	0.000	0	0.000	0	0.000	0	0.000	0	0.000	0	0.000	0	0.000	0	0.000	0	0.000	0	0.000	0	0.000	0	0.000	0	0.000	0	0.000	0	0.000	0	0.000	0	0.000	0	0.000	0	0.000	0	0.000	0	0.000	0	0.000	0	0.000
Lam Hi Road (WB) [1]	1706	820231	833013	820272	833013	0.0	11.0	41	0	0.000	0	0.000	0	0.000	0	0.000	0	0.000	0	0.000	0	0.000	0	0.000	0	0.000	0	0.000	0	0.000	0	0.000	0	0.000	0	0.000	0	0.000	0	0.000	0	0.000	0	0.000	0	0.000	0	0.000	0	0.000	0	0.000	0	0.000	0	0.000	0	0.000
Lam Hi Road (WB) [1]	1707	820272	833013	820317	833013	0.0	11.0	46	0	0.000	0	0.000	0	0.000	0	0.000	0	0.000	0	0.000	0	0.000	0	0.000	0	0.000	0	0.000	0	0.000	0	0.000	0	0.000	0	0.000	0	0.000	0	0.000	0	0.000	0	0.000	0	0.000	0	0.000	0	0.000	0	0.000	0	0.000	0	0.000	0	0.000
Lam Hi Road (WB) [1]	1708	820317	833013	820338	833010	0.0	11.0	21	0	0.000	0	0.000	0	0.000	0	0.000	0	0.000	0	0.000	0	0.000	0	0.000	0	0.000	0	0.000	0	0.000	0	0.000	0	0.000	0	0.000	0	0.000	0	0.000	0	0.000	0	0.000	0	0.000	0	0.000	0	0.000	0	0.000	0	0.000	0	0.000	0	0.000
Lam Hi Road (WB) [1]	1709	820338	833010	820357	833005	0.0	11.0	20	0	0.000	0	0.000	0	0.000	0	0.000	0	0.000	0	0.000	0	0.000	0	0.000	0	0.000	0	0.000	0	0.000	0	0.000	0	0.000	0	0.000	0	0.000	0	0.000	0	0.000	0	0.000	0	0.000	0	0.000	0	0.000	0	0.000	0	0.000	0	0.000	0	0.000
Lam Hi Road (WB) [1]	1710	820357	833005	820398	832987	0.0	11.0	44	0	0.000	0	0.000	0	0.000	0	0.000	0	0.000	0	0.000	0	0.000	0	0.000	0	0.000	0	0.000	0	0.000	0	0.000	0	0.000	0	0.000	0	0.000	0	0.000	0	0.000	0	0.000	0	0.000	0	0.000	0	0.000	0	0.000	0	0.000	0	0.000	0	0.000
Lam Hi Road (WB) [1]	1711	820398	832986	820454	832988	0.0	10.0	56	0	0.000	0	0.000	0	0.000	0	0.000	0	0.000	0	0.000	0	0.000	0	0.000	0	0.000	0	0.000	0	0.000	0	0.000	0	0.000	0	0.000	0	0.000	0	0.000	0	0.000	0	0.000	0	0.000	0	0.000	0	0.000	0	0.000	0	0.000	0	0.000	0	0.000
Lam Hi Road (WB) [1]	1712	820454	832988	820504	832979	0.0	10.0	51	0	0.000	0	0.000	0	0.000	0	0.000	0	0.000	0	0.000	0	0.000	0	0.000	0	0.000	0	0.000	0	0.000	0	0.000	0	0.000	0	0.000	0	0.000	0	0.000	0	0.000	0	0.000	0	0.000	0	0.000	0	0.000	0	0.000	0	0.000	0	0.000		
Lam Hi Road (WB) [1]	1713	820504	832979	820544	832967	0.0	10.0	41	0	0.000	0	0.000	0	0.000	0	0.000	0	0.000	0	0.000	0	0.000	0	0.000	0	0.000	0	0.000	0	0.000	0	0.000	0	0.000	0	0.000	0	0.000	0	0.000	0	0.000	0	0.000	0	0.000	0	0.000	0	0.000	0	0.000	0	0.000	0	0.000	0	0.000
Lam Hi Road (WB) [1]	1714	820544	832967	820575	832962	0.0	10.0	32	0	0.000	0	0.000	0	0.000	0	0.000	0	0.000	0	0.000	0	0.000	0	0.000	0	0.000	0	0.000	0	0.000	0	0.000	0	0.000	0	0.000	0	0.000	0	0.000	0	0.000	0	0.000	0	0.000	0	0.000	0	0.000	0	0.000	0	0.000	0	0.000	0	0.000
Lam Hi Road (WB) [1]	1715	820575	832962	820629	832963	0.0	11.0	54	0	0.000	0	0.000	0	0.000	0	0.000	0	0.000	0	0.000	0	0.000	0	0.000	0	0.000	0	0.000	0	0.000	0	0.000	0	0.000	0	0.000	0	0.000	0	0.000	0	0.000	0	0.000	0	0.000	0	0.000	0	0.000	0	0.000	0	0.000	0	0.000	0	0.000
Shan Ha Rd (NB)	1791	819781	833556	819756	833461	0.0	12.0	99	262	0.515	200	0.521	150	0.492	137	0.497	125	0.486	150	0.479	300	0.525	524	0.571	761	0.582	699	0.573	699	0.572	687	0.567	712	0.569	712	0.568	749	0.575	749	0.573	761	0.574	774	0.580	799	0.595	712	0.543	549	0.544	462	0.536	424	0.537	387	0.534		
Shan Ha Rd (NB)																																																										

Road Link	Link ID	x-start (m)	y-start (m)	x-end (m)	y-end (m)	Height (m)	Width (m)	Length (m)	Hr 01		Hr 02		Hr 03		Hr 04		Hr 05		Hr 06		Hr 07		Hr 08		Hr 09		Hr 10		Hr 11		Hr 12		Hr 13		Hr 14		Hr 15		Hr 16		Hr 17		Hr 18		Hr 19		Hr 20		Hr 21		Hr 22		Hr 23		Hr 24	
									Flow (veh/hr)	Emf (g/veh/mile)	Flow (veh/hr)	Emf (g/veh/mile)	Flow (veh/hr)	Emf (g/veh/mile)	Flow (veh/hr)	Emf (g/veh/mile)	Flow (veh/hr)	Emf (g/veh/mile)	Flow (veh/hr)	Emf (g/veh/mile)	Flow (veh/hr)	Emf (g/veh/mile)	Flow (veh/hr)	Emf (g/veh/mile)	Flow (veh/hr)	Emf (g/veh/mile)	Flow (veh/hr)	Emf (g/veh/mile)	Flow (veh/hr)	Emf (g/veh/mile)	Flow (veh/hr)	Emf (g/veh/mile)	Flow (veh/hr)	Emf (g/veh/mile)	Flow (veh/hr)	Emf (g/veh/mile)	Flow (veh/hr)	Emf (g/veh/mile)	Flow (veh/hr)	Emf (g/veh/mile)	Flow (veh/hr)	Emf (g/veh/mile)	Flow (veh/hr)	Emf (g/veh/mile)	Flow (veh/hr)	Emf (g/veh/mile)	Flow (veh/hr)	Emf (g/veh/mile)	Flow (veh/hr)	Emf (g/veh/mile)	Flow (veh/hr)	Emf (g/veh/mile)	Flow (veh/hr)	Emf (g/veh/mile)	Flow (veh/hr)	Emf (g/veh/mile)
No Name (EB)	5207	820665	832738	820691	832739	0.0	13.4	26	91	0.680	69	0.676	52	0.664	48	0.689	43	0.670	52	0.648	104	0.647	182	0.766	264	0.796	242	0.772	242	0.772	238	0.775	247	0.767	247	0.765	260	0.792	260	0.789	264	0.787	268	0.797	277	0.804	247	0.718	190	0.721	160	0.716	147	0.695	134	0.686
No Name (EB)	5208	820718	832744	820779	832762	0.0	13.4	64	91	0.680	69	0.676	52	0.664	48	0.689	43	0.670	52	0.648	104	0.647	182	0.766	264	0.796	242	0.772	242	0.772	238	0.775	247	0.767	247	0.765	260	0.792	260	0.789	264	0.787	268	0.797	277	0.804	247	0.718	190	0.721	160	0.716	147	0.695	134	0.686
No Name (EB)	5209	820779	832762	820828	832770	0.0	13.4	49	88	0.687	67	0.675	50	0.664	46	0.703	42	0.659	50	0.648	101	0.658	176	0.763	256	0.789	235	0.776	235	0.776	230	0.777	239	0.774	239	0.772	251	0.786	251	0.783	256	0.780	260	0.807	268	0.800	239	0.723	184	0.720	155	0.702	142	0.695	130	0.695
No Name (EB)	5210	820828	832770	820867	832766	0.0	13.4	40	88	0.687	67	0.675	50	0.664	46	0.703	42	0.659	50	0.648	101	0.658	176	0.763	256	0.789	235	0.776	235	0.776	230	0.777	239	0.774	239	0.772	251	0.786	251	0.783	256	0.780	260	0.807	268	0.800	239	0.723	184	0.720	155	0.702	142	0.695	130	0.695
No Name (EB)	5211	820867	832766	821014	832735	0.0	13.4	150	88	0.687	67	0.675	50	0.664	46	0.703	42	0.659	50	0.648	101	0.658	176	0.763	256	0.789	235	0.776	235	0.776	230	0.777	239	0.774	239	0.772	251	0.786	251	0.783	256	0.780	260	0.807	268	0.800	239	0.723	184	0.720	155	0.702	142	0.695	130	0.695
No Name (WB)	5212	821012	832725	820868	832756	0.0	13.4	147	70	0.684	53	0.207	40	0.217	37	0.221	33	0.221	40	0.208	80	0.229	140	0.228	204	0.235	187	0.232	187	0.232	184	0.231	191	0.229	191	0.230	201	0.228	201	0.227	204	0.235	207	0.233	214	0.234	191	0.234	147	0.233	124	0.228	114	0.232	104	0.234
No Name (WB)	5213	820868	832756	820828	832760	0.0	13.4	41	70	0.684	53	0.207	40	0.217	37	0.221	33	0.221	40	0.208	80	0.229	140	0.228	204	0.235	187	0.232	187	0.232	184	0.231	191	0.229	191	0.230	201	0.228	201	0.227	204	0.235	207	0.233	214	0.234	191	0.234	147	0.233	124	0.228	114	0.232	104	0.234
No Name (WB)	5214	820828	832760	820782	832751	0.0	13.4	47	70	0.684	53	0.207	40	0.217	37	0.221	33	0.221	40	0.208	80	0.229	140	0.228	204	0.235	187	0.232	187	0.232	184	0.231	191	0.229	191	0.230	201	0.228	201	0.227	204	0.235	207	0.233	214	0.234	191	0.234	147	0.233	124	0.228	114	0.232	104	0.234
No Name (WB)	5215	820782	832753	820720	832734	0.0	13.4	65	80	0.237	61	0.246	46	0.223	42	0.220	38	0.219	46	0.215	91	0.230	160	0.231	232	0.252	213	0.241	213	0.240	209	0.240	217	0.237	217	0.238	228	0.253	228	0.252	232	0.252	236	0.252	243	0.257	217	0.243	167	0.235	141	0.239	129	0.236	118	0.236
No Name (WB)	5216	820720	832734	820693	832730	0.0	13.4	27	80	0.237	61	0.246	46	0.223	42	0.220	38	0.219	46	0.215	91	0.230	160	0.231	232	0.252	213	0.241	213	0.240	209	0.240	217	0.237	217	0.238	228	0.253	228	0.252	232	0.252	236	0.252	243	0.257	217	0.243	167	0.235	141	0.239	129	0.236	118	0.236
No Name (WB)	5217	820665	832728	820633	832730	0.0	13.4	32	80	0.237	61	0.246	46	0.223	42	0.220	38	0.219	46	0.215	91	0.230	160	0.231	232	0.252	213	0.241	213	0.240	209	0.240	217	0.237	217	0.238	228	0.253	228	0.252	232	0.252	236	0.252	243	0.257	217	0.243	167	0.235	141	0.239	129	0.236	118	0.236
No Name (WB)	5218	820633	832730	820589	832739	0.0	13.4	46	80	0.237	61	0.246	46	0.223	42	0.220	38	0.219	46	0.215	91	0.230	160	0.231	232	0.252	213	0.241	213	0.240	209	0.240	217	0.237	217	0.238	228	0.253	228	0.252	232	0.252	236	0.252	243	0.257	217	0.243	167	0.235	141	0.239	129	0.236	118	0.236
Long Hon Rd (NB)	5260	819155	832231	819130	832211	0.0	13.4	32	2	0.645	1	0.635	1	0.594	1	0.000	1	0.590	3	0.576	6	0.650	9	0.613	9	0.634	9	0.630	9	0.630	9	0.630	9	0.629	9	0.627	9	0.629	10	0.627	10	0.629	10	0.582	8	0.647	7	0.616	6	0.577	5	0.574	4	0.696	3	0.453
Long Hon Rd (NB)	5261	819130	832211	819036	832137	0.0	13.4	120	2	0.645	1	0.635	1	0.594	1	0.000	1	0.590	3	0.576	6	0.650	9	0.613	9	0.634	9	0.630	9	0.630	9	0.630	9	0.629	9	0.627	9	0.629	10	0.627	10	0.629	10	0.582	8	0.647	7	0.616	6	0.577	5	0.574	4	0.696	3	0.453
Long Hon Rd (NB)	5262	819036	832137	818970	832116	0.0	13.4	69	2	0.645	1	0.635	1	0.594	1	0.000	1	0.590	3	0.576	6	0.650	9	0.613	9	0.634	9	0.630	9	0.630	9	0.630	9	0.629	9	0.627	9	0.629	10	0.627	10	0.629	10	0.582	8	0.647	7	0.616	6	0.577	5	0.574	4	0.696	3	0.453
Long Hon Rd (NB)	5263	818970	832116	818928	832092	0.0	13.4	48	2	0.645	1	0.635	1	0.594	1	0.000	1	0.590	3	0.576	6	0.650	9	0.613	9	0.634	9	0.630	9	0.630	9	0.630	9	0.629	9	0.627	9	0.629	10	0.627	10	0.629	10	0.582	8	0.647	7	0.616	6	0.577	5	0.574	4	0.696	3	0.453
Long Hon Rd (NB)	5264	818928	832092	818917	832068	0.0	13.4	27	2	0.645	1	0.635	1	0.594	1	0.000	1	0.590	3	0.576	6	0.650	9	0.613	9	0.634	9	0.630	9	0.630	9	0.630	9	0.629	9	0.627	9	0.629	10	0.627	10	0.629	10	0.582	8	0.647	7	0.616	6	0.577	5	0.574	4	0.696	3	0.453
Long Hon Rd (NB)	5265	818917	832068	818912	832040	0.0	13.4	28	2	0.645	1	0.635	1	0.594	1	0.000	1	0.590	3	0.576	6	0.650	9	0.613	9	0.634	9	0.630	9	0.630	9	0.630	9	0.629	9	0.627	9	0.629	10	0.627	10	0.629	10	0.582	8	0.647	7	0.616	6	0.577	5	0.574	4	0.696	3	0.453
Long Hon Rd (NB)	5266	818912	832040	818905	832023	0.0	13.4	19	2	0.645	1	0.635	1	0.594	1	0.000	1	0.590	3	0.576	6	0.650	9	0.613	9	0.634	9	0.630	9	0.630	9	0.630	9	0.629	9	0.627	9	0.629	10	0.627	10	0.629	10	0.582	8	0.647	7	0.616	6	0.577	5	0.574	4	0.696	3	0.453
Long Hon Rd (NB)	5267	818905	832023	818890	832018	0.0	13.4	16	2	0.645	1	0.635	1	0.594	1	0.000	1	0.590	3	0.576	6	0.650	9	0.613	9	0.634	9	0.630	9	0.630	9	0.630	9	0.629	9	0.627	9	0.629	10	0.627	10	0.629	10	0.582	8	0.64										

Road Link	Link ID	x-start (m)	y-start (m)	x-end (m)	y-end (m)	Height (m)	Width (m)	Length (m)	Hr 01		Hr 02		Hr 03		Hr 04		Hr 05		Hr 06		Hr 07		Hr 08		Hr 09		Hr 10		Hr 11		Hr 12		Hr 13		Hr 14		Hr 15		Hr 16		Hr 17		Hr 18		Hr 19		Hr 20		Hr 21		Hr 22		Hr 23		Hr 24							
									Flow (veh/hr)	Emf (g/veh/mile)	Flow (veh/hr)	Emf (g/veh/mile)	Flow (veh/hr)	Emf (g/veh/mile)	Flow (veh/hr)	Emf (g/veh/mile)	Flow (veh/hr)	Emf (g/veh/mile)	Flow (veh/hr)	Emf (g/veh/mile)	Flow (veh/hr)	Emf (g/veh/mile)	Flow (veh/hr)	Emf (g/veh/mile)	Flow (veh/hr)	Emf (g/veh/mile)	Flow (veh/hr)	Emf (g/veh/mile)	Flow (veh/hr)	Emf (g/veh/mile)	Flow (veh/hr)	Emf (g/veh/mile)	Flow (veh/hr)	Emf (g/veh/mile)	Flow (veh/hr)	Emf (g/veh/mile)	Flow (veh/hr)	Emf (g/veh/mile)	Flow (veh/hr)	Emf (g/veh/mile)	Flow (veh/hr)	Emf (g/veh/mile)	Flow (veh/hr)	Emf (g/veh/mile)	Flow (veh/hr)	Emf (g/veh/mile)	Flow (veh/hr)	Emf (g/veh/mile)	Flow (veh/hr)	Emf (g/veh/mile)	Flow (veh/hr)	Emf (g/veh/mile)	Flow (veh/hr)	Emf (g/veh/mile)	Flow (veh/hr)	Emf (g/veh/mile)	Flow (veh/hr)	Emf (g/veh/mile)	Flow (veh/hr)	Emf (g/veh/mile)		
Yuen Ching Rd (NB)	5695	821938	833860	821938	833827	0.0	12.0	33	26	0.289	20	0.351	15	0.288	14	0.308	12	0.326	15	0.280	30	0.328	52	0.319	75	0.327	69	0.332	69	0.333	68	0.336	70	0.327	70	0.326	74	0.330	74	0.328	75	0.327	77	0.357	79	0.351	70	0.331	54	0.335	46	0.333	42	0.349	38	0.318						
Yuen Ching Rd (NB)	5696	821937	833861	821937	833865	0.0	14.0	20	26	0.289	20	0.351	15	0.288	14	0.308	12	0.326	15	0.280	30	0.328	52	0.319	75	0.327	69	0.332	69	0.333	68	0.336	70	0.327	70	0.326	74	0.330	74	0.328	75	0.327	77	0.357	79	0.351	70	0.331	54	0.335	46	0.333	42	0.349	38	0.318						
Wong Ngai Tun Tsuen Rd (WB)	5714	820168	831182	820127	831181	0.0	13.4	41	10	0.416	7	0.398	6	0.433	5	0.320	5	0.315	6	0.422	11	0.372	19	0.343	28	0.434	26	0.447	26	0.448	25	0.463	26	0.446	26	0.445	28	0.432	28	0.430	28	0.433	28	0.426	29	0.429	26	0.451	20	0.483	17	0.366	16	0.382	14	0.403						
Yau Tin E Rd (WB)	10005	821736	833709	821713	833744	0.0	11.0	42	7	0.040	5	0.040	4	0.042	4	0.041	3	0.039	4	0.038	8	0.038	14	0.039	20	0.043	18	0.046	18	0.107	18	0.110	19	0.105	19	0.106	20	0.104	20	0.102	20	0.103	20	0.102	21	0.102	19	0.110	14	0.132	12	0.041	11	0.041	10	0.041						
Tan Kwai Tsuen Rd (NB)	10008	81736	832630	817826	832533	0.0	13.0	132	197	0.653	150	0.654	113	0.622	103	0.626	94	0.632	113	0.606	225	0.641	394	0.706	573	0.720	526	0.710	526	0.710	517	0.713	535	0.712	535	0.710	564	0.711	564	0.709	573	0.715	582	0.727	601	0.735	535	0.715	413	0.707	348	0.697	319	0.695	291	0.693						
Tan Kwai Tsuen Rd (SB)	10009	817826	832533	817889	832460	0.0	13.0	97	197	0.653	150	0.654	113	0.622	103	0.626	94	0.632	113	0.606	225	0.641	394	0.706	573	0.720	526	0.710	526	0.710	517	0.713	535	0.712	535	0.710	564	0.711	564	0.709	573	0.715	582	0.727	601	0.735	535	0.715	413	0.707	348	0.697	319	0.695	291	0.693						
Tai To Tsuen Rd (WB)	10010	817889	832460	817922	832438	0.0	10.0	39	39	0.630	30	0.678	23	0.611	21	0.616	19	0.639	23	0.596	45	0.612	79	0.688	115	0.701	105	0.694	105	0.694	103	0.700	107	0.694	107	0.692	113	0.695	113	0.693	115	0.696	116	0.704	120	0.712	107	0.700	83	0.690	70	0.660	64	0.670	58	0.662						
Tan Kwai Tsuen Rd (SB)	10012	817908	832143	817868	832037	0.0	14.6	113	5	0.444	3	0.437	2	0.594	2	0.598	2	0.590	5	0.499	13	0.722	19	0.710	18	0.732	19	0.727	19	0.727	19	0.727	19	0.727	19	0.727	19	0.727	19	0.727	19	0.727	19	0.727	19	0.727	19	0.727	19	0.727	19	0.727	19	0.727	19	0.727	19	0.727				
Tan Kwai Tsuen Rd (SB)	10013	817943	832207	817910	832143	0.0	11.4	72	5	0.444	3	0.437	2	0.594	2	0.598	2	0.590	5	0.499	13	0.722	19	0.710	18	0.732	19	0.727	19	0.727	19	0.727	19	0.727	19	0.727	19	0.727	19	0.727	19	0.727	19	0.727	19	0.727	19	0.727	19	0.727	19	0.727	19	0.727	19	0.727	19	0.727	19	0.727	19	0.727
Tan Kwai Tsuen Rd (SB)	10014	817917	832319	817943	832207	0.0	12.0	115	32	0.683	24	0.619	18	0.639	17	0.606	15	0.639	18	0.642	36	0.635	63	0.662	92	0.719	84	0.704	84	0.704	83	0.694	86	0.694	86	0.694	90	0.721	90	0.718	92	0.714	93	0.728	96	0.728	86	0.700	66	0.672	56	0.687	51	0.704	47	0.622						
Tan Kwai Tsuen Rd (NB)	10015	817893	832455	817917	832319	0.0	13.4	138	158	0.659	120	0.648	90	0.645	83	0.623	75	0.629	90	0.627	180	0.642	316	0.704	458	0.720	421	0.714	421	0.714	413	0.716	428	0.716	428	0.714	451	0.717	451	0.714	458	0.714	466	0.728	481	0.733	428	0.719	331	0.703	278	0.704	255	0.697	233	0.677						
Village Road (WB)	10016	817943	832213	817970	832193	0.0	13.4	34	25	0.629	19	0.678	14	0.643	13	0.693	12	0.739	14	0.626	29	0.648	50	0.679	73	0.707	67	0.678	67	0.678	66	0.677	69	0.677	69	0.675	72	0.711	72	0.708	73	0.702	75	0.727	77	0.724	69	0.682	53	0.704	44	0.648	41	0.668	37	0.643						
Village Road (WB)	10017	817970	832193	818050	832180	0.0	13.4	80	25	0.629	19	0.678	14	0.643	13	0.693	12	0.739	14	0.626	29	0.648	50	0.679	73	0.707	67	0.678	67	0.678	66	0.677	69	0.677	69	0.675	72	0.711	72	0.708	73	0.702	75	0.727	77	0.724	69	0.682	53	0.704	44	0.648	41	0.668	37	0.643						
Village Road (WB)	10018	817917	832319	817885	832308	0.0	13.0	34	23	0.655	16	0.679	12	0.689	9	0.501	12	0.685	26	0.549	65	0.629	95	0.694	92	0.722	93	0.716	90	0.724	87	0.690	90	0.722	96	0.698	95	0.707	99	0.705	99	0.708	106	0.710	87	0.711	70	0.717	59	0.669	51	0.713	45	0.641	34	0.678						
Village Road (WB)	10019	817885	832308	817852	832314	0.0	13.0	34	23	0.655	16	0.679	12	0.689	9	0.501	12	0.685	26	0.549	65	0.629	95	0.694	92	0.722	93	0.716	90	0.724	87	0.690	90	0.722	96	0.698	95	0.707	99	0.705	99	0.708	106	0.710	87	0.711	70	0.717	59	0.669	51	0.713	45	0.641	34	0.678						
Village Road (WB)	10020	817852	832314	817824	832330	0.0	13.0	32	23	0.655	16	0.679	12	0.689	9	0.501	12	0.685	26	0.549	65	0.629	95	0.694	92	0.722	93	0.716	90	0.724	87	0.690	90	0.722	96	0.698	95	0.707	99	0.705	99	0.708	106	0.710	87	0.711	70	0.717	59	0.669	51	0.713	45	0.641	34	0.678						
Village Road (WB)	10021	817824	832330	817797	832374	0.0	13.0	52	23	0.655	16	0.679	12	0.689	9	0.501	12	0.685	26	0.549	65	0.629	95	0.694	92	0.722	93	0.716	90	0.724	87	0.690	90	0.722	96	0.698	95	0.707	99	0.705	99	0.708	106	0.710	87	0.711	70	0.717	59	0.669	51	0.713	45	0.641	34	0.678						
Hung Yuen Rd (NB)	10022	817803	832941	817904	832803	0.0	16.0	171	6	0.667	5	0.541	3	0.628	3	0.412	3	0.406	3	0.614	7	0.562	12	0.509	18	0.592	16	0.622	16	0.623	16	0.623	17	0.622	17	0.620	17	0.622	17	0.620	18	0.588	18	0.599	19	0.605	17	0.625	13	0.650	11	0.561	10	0.609	9	0.604						
Hung Yuen Rd (NB)	10023	817755	833007	817700	833124	0.0	16.0	129	32	0.362	24	0.389	18	0.310	17	0.328	15	0.342	18	0.300	37	0.372	64	0.400	93	0.409	85	0.399	85	0.399	84	0.403	87	0.404	87	0.404	92	0.415	92	0.413	93	0.407	95	0.411	98	0.415	87	0.409	67	0.410	56	0.374	52	0.389	47	0.374						
Hung Yuen Rd (NB)	10024	817700	833124	817682	833204	0.0	16.0	88	32	0.362	24	0.389	18	0.310	17	0.328	15	0.342	18	0.300	37	0.372	64	0.400	93	0.409	85																																			

Road Link	Link ID	x-start (m)	y-start (m)	x-end (m)	y-end (m)	Height (m)	Width (m)	Length (m)	Hr 01		Hr 02		Hr 03		Hr 04		Hr 05		Hr 06		Hr 07		Hr 08		Hr 09		Hr 10		Hr 11		Hr 12		Hr 13		Hr 14		Hr 15		Hr 16		Hr 17		Hr 18		Hr 19		Hr 20		Hr 21		Hr 22		Hr 23		Hr 24	
									Flow (veh/hr)	Emf (g/veh/mile)	Flow (veh/hr)	Emf (g/veh/mile)	Flow (veh/hr)	Emf (g/veh/mile)	Flow (veh/hr)	Emf (g/veh/mile)	Flow (veh/hr)	Emf (g/veh/mile)	Flow (veh/hr)	Emf (g/veh/mile)	Flow (veh/hr)	Emf (g/veh/mile)	Flow (veh/hr)	Emf (g/veh/mile)	Flow (veh/hr)	Emf (g/veh/mile)	Flow (veh/hr)	Emf (g/veh/mile)	Flow (veh/hr)	Emf (g/veh/mile)	Flow (veh/hr)	Emf (g/veh/mile)	Flow (veh/hr)	Emf (g/veh/mile)	Flow (veh/hr)	Emf (g/veh/mile)	Flow (veh/hr)	Emf (g/veh/mile)	Flow (veh/hr)	Emf (g/veh/mile)	Flow (veh/hr)	Emf (g/veh/mile)	Flow (veh/hr)	Emf (g/veh/mile)	Flow (veh/hr)	Emf (g/veh/mile)	Flow (veh/hr)	Emf (g/veh/mile)	Flow (veh/hr)	Emf (g/veh/mile)	Flow (veh/hr)	Emf (g/veh/mile)	Flow (veh/hr)	Emf (g/veh/mile)	Flow (veh/hr)	Emf (g/veh/mile)
Village Road (SB)	2769	819809	832917	819802	832931	0.0	10.0	16	17	0.647	13	0.687	10	0.731	9	0.735	8	0.813	10	0.714	20	0.646	35	0.722	50	0.823	46	0.848	46	0.848	45	0.865	47	0.846	47	0.844	50	0.814	50	0.811	50	0.815	51	0.818	53	0.836	47	0.821	36	0.666	31	0.643	28	0.634	26	0.651
Village Road (SB)	2768	819829	832909	819809	832917	0.0	10.0	21	17	0.647	13	0.687	10	0.731	9	0.735	8	0.813	10	0.714	20	0.646	35	0.722	50	0.823	46	0.848	46	0.848	45	0.865	47	0.846	47	0.844	50	0.814	50	0.811	50	0.815	51	0.818	53	0.836	47	0.821	36	0.666	31	0.643	28	0.634	26	0.651
Village Road (SB)	2764	819800	832825	819827	832848	0.0	10.0	35	17	0.647	13	0.687	10	0.731	9	0.735	8	0.813	10	0.714	20	0.646	35	0.722	50	0.823	46	0.848	46	0.848	45	0.865	47	0.846	47	0.844	50	0.814	50	0.811	50	0.815	51	0.818	53	0.836	47	0.821	36	0.666	31	0.643	28	0.634	26	0.651
Village Road (SB)	2763	819752	832791	819800	832825	0.0	10.0	58	17	0.647	13	0.687	10	0.731	9	0.735	8	0.813	10	0.714	20	0.646	35	0.722	50	0.823	46	0.848	46	0.848	45	0.865	47	0.846	47	0.844	50	0.814	50	0.811	50	0.815	51	0.818	53	0.836	47	0.821	36	0.666	31	0.643	28	0.634	26	0.651
Village Road (SB)	2762	819737	832745	819752	832791	0.0	10.0	49	17	0.647	13	0.687	10	0.731	9	0.735	8	0.813	10	0.714	20	0.646	35	0.722	50	0.823	46	0.848	46	0.848	45	0.865	47	0.846	47	0.844	50	0.814	50	0.811	50	0.815	51	0.818	53	0.836	47	0.821	36	0.666	31	0.643	28	0.634	26	0.651
Long Hon Rd (NB)	8514	819563	832816	819547	832770	0.0	13.0	49	4	0.678	3	0.437	2	0.594	2	0.598	2	0.590	5	0.499	13	0.479	18	0.573	18	0.592	18	0.588	17	0.588	17	0.623	17	0.588	19	0.586	18	0.587	19	0.555	19	0.557	20	0.654	17	0.640	13	0.660	11	0.565	10	0.619	9	0.609	7	0.588
Long Hon Rd (NB)	8515	819547	832770	819546	832732	0.0	13.0	38	4	0.678	3	0.437	2	0.594	2	0.598	2	0.590	5	0.499	13	0.479	18	0.573	18	0.592	18	0.588	17	0.588	17	0.623	17	0.588	19	0.586	18	0.587	19	0.555	19	0.557	20	0.654	17	0.640	13	0.660	11	0.565	10	0.619	9	0.609	7	0.588
Long Hon Rd (NB)	8516	819546	832732	819529	832690	0.0	13.0	45	4	0.678	3	0.437	2	0.594	2	0.598	2	0.590	5	0.499	13	0.479	18	0.573	18	0.592	18	0.588	17	0.588	17	0.623	17	0.588	19	0.586	18	0.587	19	0.555	19	0.557	20	0.654	17	0.640	13	0.660	11	0.565	10	0.619	9	0.609	7	0.588
Long Hon Rd (NB)	8517	819529	832690	819509	832628	0.0	13.0	65	4	0.678	3	0.437	2	0.594	2	0.598	2	0.590	5	0.499	13	0.479	18	0.573	18	0.592	18	0.588	17	0.588	17	0.623	17	0.588	19	0.586	18	0.587	19	0.555	19	0.557	20	0.654	17	0.640	13	0.660	11	0.565	10	0.619	9	0.609	7	0.588
Long Hon Rd (NB)	8518	819509	832628	819482	832548	0.0	13.0	85	4	0.678	3	0.437	2	0.594	2	0.598	2	0.590	5	0.499	13	0.479	18	0.573	18	0.592	18	0.588	17	0.588	17	0.623	17	0.588	19	0.586	18	0.587	19	0.555	19	0.557	20	0.654	17	0.640	13	0.660	11	0.565	10	0.619	9	0.609	7	0.588
Long Hon Rd (NB)	8519	819482	832548	819454	832489	0.0	13.0	65	4	0.678	3	0.437	2	0.594	2	0.598	2	0.590	5	0.499	13	0.479	18	0.573	18	0.592	18	0.588	17	0.588	17	0.623	17	0.588	19	0.586	18	0.587	19	0.555	19	0.557	20	0.654	17	0.640	13	0.660	11	0.565	10	0.619	9	0.609	7	0.588
Long Hon Rd (NB)	8520	819454	832489	819415	832456	0.0	16.0	51	2	0.645	1	0.635	1	0.594	1	0.600	1	0.590	3	0.576	6	0.650	9	0.613	9	0.634	9	0.630	9	0.630	9	0.629	9	0.629	9	0.627	9	0.629	10	0.627	10	0.629	10	0.582	8	0.647	7	0.616	6	0.577	5	0.574	4	0.696	3	0.453
Long Hon Rd (NB)	8521	819415	832456	819376	832428	0.0	16.0	48	2	0.645	1	0.635	1	0.594	1	0.600	1	0.590	3	0.576	6	0.650	9	0.613	9	0.634	9	0.630	9	0.630	9	0.629	9	0.627	9	0.629	10	0.627	10	0.629	10	0.582	8	0.647	7	0.616	6	0.577	5	0.574	4	0.696	3	0.453		
Long Hon Rd (NB)	8522	819376	832428	819268	832320	0.0	14.0	152	2	0.645	1	0.635	1	0.594	1	0.600	1	0.590	3	0.576	6	0.650	9	0.613	9	0.634	9	0.630	9	0.630	9	0.629	9	0.627	9	0.629	10	0.627	10	0.629	10	0.582	8	0.647	7	0.616	6	0.577	5	0.574	4	0.696	3	0.453		
Long Hon Rd (NB)	8523	819268	832320	819155	832231	0.0	14.0	144	2	0.645	1	0.635	1	0.594	1	0.600	1	0.590	3	0.576	6	0.650	9	0.613	9	0.634	9	0.630	9	0.630	9	0.629	9	0.627	9	0.629	10	0.627	10	0.629	10	0.582	8	0.647	7	0.616	6	0.577	5	0.574	4	0.696	3	0.453		
Sha Tseng Rd (NB)	8553	819244	833110	819244	833076	0.0	16.0	34	24	0.589	18	0.626	14	0.508	12	0.551	11	0.582	14	0.495	27	0.618	48	0.639	69	0.654	63	0.634	62	0.621	65	0.637	65	0.636	68	0.644	68	0.641	69	0.638	70	0.654	72	0.653	65	0.661	50	0.645	42	0.647	39	0.630	35	0.617		
Tong Yan San Tsuen Rd (EB)	8554	819244	833076	819237	833060	0.0	12.0	17	11	0.492	8	0.502	6	0.433	6	0.514	5	0.508	6	0.422	12	0.442	22	0.493	32	0.556	29	0.543	29	0.544	28	0.561	29	0.542	29	0.541	31	0.526	31	0.524	32	0.553	32	0.547	33	0.551	29	0.548	23	0.521	19	0.522	18	0.496	16	0.520
Tong Yan San Tsuen Rd (EB)	8555	819237	833060	819224	833044	0.0	12.0	20	11	0.492	8	0.502	6	0.433	6	0.514	5	0.508	6	0.422	12	0.442	22	0.493	32	0.556	29	0.543	29	0.544	28	0.561	29	0.542	29	0.541	31	0.526	31	0.524	32	0.553	32	0.547	33	0.551	29	0.548	23	0.521	19	0.522	18	0.496	16	0.520
Tong Yan San Tsuen Rd (EB)	8556	819224	833044	819208	833030	0.0	12.0	22	11	0.492	8	0.502	6	0.433	6	0.514	5	0.508	6	0.422	12	0.442	22	0.493	32	0.556	29	0.543	29	0.544	28	0.561	29	0.542	29	0.541	31	0.526	31	0.524	32	0.553	32	0.547	33	0.551	29	0.548	23	0.521	19	0.522	18	0.496	16	0.520
Tong Yan San Tsuen Rd (EB)	8557	819208	833030	819178	833017	0.0	12.0	32	11	0.492	8	0.502	6	0.433	6	0.514	5	0.508	6	0.422	12	0.442	22	0.493	32	0.556	29	0.543	29	0.544	28	0.561	29	0.542	29	0.541	31	0.526	31	0.524	32	0.553	32	0.547	33	0.551	29	0.548	23	0.521	19	0.522	18	0.496	16	0.520
Tong Yan San Tsuen Rd (EB)	8558	819178	833017	819131	833009	0.0	12.0	48	11	0.492	8	0.502	6																																											

Road Link	Link ID	x-start	y-start	x-end	y-end	Height (m)	Mixing Width (m)	Road Length (m)	Hr 01		Hr 02		Hr 03		Hr 04		Hr 05		Hr 06		Hr 07		Hr 08		Hr 09		Hr 10		Hr 11		Hr 12		Hr 13		Hr 14		Hr 15		Hr 16		Hr 17		Hr 18		Hr 19		Hr 20		Hr 21		Hr 22		Hr 23		Hr 24	
		(m)	(m)	(m)	(m)				Flow (veh/hr)	Emf (g/veh/ mile)	Flow (veh/hr)	Emf (g/veh/ mile)	Flow (veh/hr)	Emf (g/veh/ mile)	Flow (veh/hr)	Emf (g/veh/ mile)	Flow (veh/hr)	Emf (g/veh/ mile)	Flow (veh/hr)	Emf (g/veh/ mile)	Flow (veh/hr)	Emf (g/veh/ mile)	Flow (veh/hr)	Emf (g/veh/ mile)	Flow (veh/hr)	Emf (g/veh/ mile)	Flow (veh/hr)	Emf (g/veh/ mile)	Flow (veh/hr)	Emf (g/veh/ mile)	Flow (veh/hr)	Emf (g/veh/ mile)	Flow (veh/hr)	Emf (g/veh/ mile)	Flow (veh/hr)	Emf (g/veh/ mile)	Flow (veh/hr)	Emf (g/veh/ mile)	Flow (veh/hr)	Emf (g/veh/ mile)	Flow (veh/hr)	Emf (g/veh/ mile)	Flow (veh/hr)	Emf (g/veh/ mile)	Flow (veh/hr)	Emf (g/veh/ mile)	Flow (veh/hr)	Emf (g/veh/ mile)	Flow (veh/hr)	Emf (g/veh/ mile)	Flow (veh/hr)	Emf (g/veh/ mile)				
Yuen Long Hwy WB	8058	822133	833973	822129	833929	10.0	11.0	44	734	0.400	489	0.401	391	0.405	342	0.400	342	0.401	685	0.407	1663	0.406	3228	0.408	3570	0.418	3179	0.410	2885	0.409	2690	0.406	2543	0.405	2690	0.405	2836	0.405	2885	0.406	3032	0.408	3179	0.408	2934	0.411	2396	0.405	1907	0.402	1663	0.402	1516	0.401	1125	0.400
Yuen Long Hwy WB	8059	822129	833929	822125	833879	10.0	11.0	51	734	0.400	489	0.401	391	0.405	342	0.400	342	0.401	685	0.407	1663	0.406	3228	0.408	3570	0.418	3179	0.410	2885	0.409	2690	0.406	2543	0.405	2690	0.405	2836	0.405	2885	0.406	3032	0.408	3179	0.408	2934	0.411	2396	0.405	1907	0.402	1663	0.402	1516	0.401	1125	0.400
Yuen Long Hwy WB	8060	822125	833879	822125	833795	10.0	11.0	84	734	0.400	489	0.401	391	0.405	342	0.400	342	0.401	685	0.407	1663	0.406	3228	0.408	3570	0.418	3179	0.410	2885	0.409	2690	0.406	2543	0.405	2690	0.405	2836	0.405	2885	0.406	3032	0.408	3179	0.408	2934	0.411	2396	0.405	1907	0.402	1663	0.402	1516	0.401	1125	0.400
Yuen Long Hwy WB	8061	822125	833795	822125	833733	10.0	11.0	61	734	0.400	489	0.401	391	0.405	342	0.400	342	0.401	685	0.407	1663	0.406	3228	0.408	3570	0.418	3179	0.410	2885	0.409	2690	0.406	2543	0.405	2690	0.405	2836	0.405	2885	0.406	3032	0.408	3179	0.408	2934	0.411	2396	0.405	1907	0.402	1663	0.402	1516	0.401	1125	0.400
Yuen Long Hwy WB	8062	822125	833733	822125	833689	10.0	11.0	45	734	0.400	489	0.401	391	0.405	342	0.400	342	0.401	685	0.407	1663	0.406	3228	0.408	3570	0.418	3179	0.410	2885	0.409	2690	0.406	2543	0.405	2690	0.405	2836	0.405	2885	0.406	3032	0.408	3179	0.408	2934	0.411	2396	0.405	1907	0.402	1663	0.402	1516	0.401	1125	0.400
Yuen Long Hwy WB	8090	821156	832733	821123	832736	10.0	16.0	33	845	0.372	564	0.372	451	0.372	394	0.373	394	0.374	789	0.378	1916	0.378	3719	0.379	4114	0.389	3663	0.381	3325	0.380	3099	0.378	2930	0.376	3099	0.376	3269	0.377	3325	0.377	3494	0.380	3663	0.380	3381	0.382	2761	0.378	2198	0.375	1916	0.373	1747	0.373	1296	0.372

Note:
 [1] These links are maintenance road for drainage channel with no flow in general
 [2] These links are tracks only with no flow in general

Road Link	Link ID	Coordinates				Height (m)	Width (m)	Length (m)	Hr 01		Hr 02		Hr 03		Hr 04		Hr 05		Hr 06		Hr 07		Hr 08		Hr 09		Hr 10		Hr 11		Hr 12		Hr 13		Hr 14		Hr 15		Hr 16		Hr 17		Hr 18		Hr 19		Hr 20		Hr 21		Hr 22		Hr 23		Hr 24	
		x-start (m)	y-start (m)	x-end (m)	y-end (m)				Flow (veh/hr)	Emf (g/veh/mile)	Flow (veh/hr)	Emf (g/veh/mile)	Flow (veh/hr)	Emf (g/veh/mile)	Flow (veh/hr)	Emf (g/veh/mile)	Flow (veh/hr)	Emf (g/veh/mile)	Flow (veh/hr)	Emf (g/veh/mile)	Flow (veh/hr)	Emf (g/veh/mile)	Flow (veh/hr)	Emf (g/veh/mile)	Flow (veh/hr)	Emf (g/veh/mile)	Flow (veh/hr)	Emf (g/veh/mile)	Flow (veh/hr)	Emf (g/veh/mile)	Flow (veh/hr)	Emf (g/veh/mile)	Flow (veh/hr)	Emf (g/veh/mile)	Flow (veh/hr)	Emf (g/veh/mile)	Flow (veh/hr)	Emf (g/veh/mile)	Flow (veh/hr)	Emf (g/veh/mile)	Flow (veh/hr)	Emf (g/veh/mile)	Flow (veh/hr)	Emf (g/veh/mile)	Flow (veh/hr)	Emf (g/veh/mile)	Flow (veh/hr)	Emf (g/veh/mile)	Flow (veh/hr)	Emf (g/veh/mile)	Flow (veh/hr)	Emf (g/veh/mile)	Flow (veh/hr)	Emf (g/veh/mile)		
		Castle Peak Road (Ping Shan) (WB)	50189	819819	838837				819717	833820	0.0	13.0	104	267	0.096	208	0.096	149	0.097	149	0.097	208	0.097	446	0.096	846	0.103	921	0.110	891	0.107	846	0.106	817	0.104	832	0.104	846	0.104	832	0.105	876	0.105	906	0.106	950	0.106	950	0.113	817	0.104	594	0.098	549	0.098	446

Table with columns: Road Link, Link ID, x-start, y-start, x-end, y-end, Height, Width, Length, Hr 01 to Hr 24 (Flow, Emf), and various emission factors for each hour.

Road Link	Link ID	x		y		Height	Width	Length	Hr 01		Hr 02		Hr 03		Hr 04		Hr 05		Hr 06		Hr 07		Hr 08		Hr 09		Hr 10		Hr 11		Hr 12		Hr 13		Hr 14		Hr 15		Hr 16		Hr 17		Hr 18		Hr 19		Hr 20		Hr 21		Hr 22		Hr 23		Hr 24	
		x-start	x-end	y-start	y-end				Flow	Emf	Flow	Emf	Flow	Emf	Flow	Emf	Flow	Emf	Flow	Emf	Flow	Emf	Flow	Emf	Flow	Emf	Flow	Emf	Flow	Emf	Flow	Emf	Flow	Emf	Flow	Emf	Flow	Emf	Flow	Emf	Flow	Emf	Flow	Emf	Flow	Emf	Flow	Emf	Flow	Emf	Flow	Emf	Flow	Emf	Flow	Emf
		(m)	(m)	(m)	(m)				(veh/hr)	(g/veh/mile)	(veh/hr)	(g/veh/mile)	(veh/hr)	(g/veh/mile)	(veh/hr)	(g/veh/mile)	(veh/hr)	(g/veh/mile)	(veh/hr)	(g/veh/mile)	(veh/hr)	(g/veh/mile)	(veh/hr)	(g/veh/mile)	(veh/hr)	(g/veh/mile)	(veh/hr)	(g/veh/mile)	(veh/hr)	(g/veh/mile)	(veh/hr)	(g/veh/mile)	(veh/hr)	(g/veh/mile)	(veh/hr)	(g/veh/mile)	(veh/hr)	(g/veh/mile)	(veh/hr)	(g/veh/mile)	(veh/hr)	(g/veh/mile)	(veh/hr)	(g/veh/mile)	(veh/hr)	(g/veh/mile)	(veh/hr)	(g/veh/mile)	(veh/hr)	(g/veh/mile)	(veh/hr)	(g/veh/mile)	(veh/hr)	(g/veh/mile)		
No Name (EB)	5207	820665	832738	820691	832739	0.0	13.4	26	91	0.135	69	0.132	52	0.132	48	0.141	43	0.139	52	0.130	104	0.131	182	0.166	264	0.172	242	0.167	242	0.167	238	0.166	247	0.166	247	0.165	260	0.170	260	0.169	264	0.169	268	0.171	277	0.171	247	0.149	190	0.148	160	0.142	147	0.143	134	0.143
No Name (EB)	5208	820718	832744	820779	832762	0.0	13.4	64	91	0.135	69	0.132	52	0.132	48	0.141	43	0.139	52	0.130	104	0.131	182	0.166	264	0.172	242	0.167	242	0.167	238	0.166	247	0.166	247	0.165	260	0.170	260	0.169	264	0.169	268	0.171	277	0.171	247	0.149	190	0.148	160	0.142	147	0.143	134	0.143
No Name (EB)	5209	820779	832762	820828	832770	0.0	13.4	49	88	0.137	67	0.136	50	0.132	46	0.144	42	0.140	50	0.130	101	0.135	176	0.167	256	0.170	235	0.166	235	0.166	230	0.165	239	0.169	239	0.168	251	0.170	251	0.170	256	0.168	260	0.174	268	0.172	239	0.152	184	0.149	155	0.143	142	0.142	130	0.146
No Name (EB)	5210	820828	832770	820867	832766	0.0	13.4	40	88	0.137	67	0.136	50	0.132	46	0.144	42	0.140	50	0.130	101	0.135	176	0.167	256	0.170	235	0.166	235	0.166	230	0.165	239	0.169	239	0.168	251	0.170	251	0.170	256	0.168	260	0.174	268	0.172	239	0.152	184	0.149	155	0.143	142	0.142	130	0.146
No Name (WB)	5211	820867	832766	821014	832735	0.0	13.4	150	88	0.137	67	0.136	50	0.132	46	0.144	42	0.140	50	0.130	101	0.135	176	0.167	256	0.170	235	0.166	235	0.166	230	0.165	239	0.169	239	0.168	251	0.170	251	0.170	256	0.168	260	0.174	268	0.172	239	0.152	184	0.149	155	0.143	142	0.142	130	0.146
No Name (WB)	5212	821012	832725	820868	832756	0.0	13.4	147	70	0.009	53	0.007	40	0.008	37	0.008	33	0.008	40	0.007	80	0.009	140	0.009	204	0.011	187	0.011	187	0.011	184	0.011	191	0.011	191	0.011	201	0.011	201	0.011	204	0.011	207	0.011	214	0.011	191	0.011	147	0.009	124	0.009	114	0.009	104	0.009
No Name (WB)	5213	821012	832725	820868	832756	0.0	13.4	147	70	0.009	53	0.007	40	0.008	37	0.008	33	0.008	40	0.007	80	0.009	140	0.009	204	0.011	187	0.011	187	0.011	184	0.011	191	0.011	191	0.011	201	0.011	201	0.011	204	0.011	207	0.011	214	0.011	191	0.011	147	0.009	124	0.009	114	0.009	104	0.009
No Name (WB)	5214	820868	832756	820828	832760	0.0	13.4	41	70	0.009	53	0.007	40	0.008	37	0.008	33	0.008	40	0.007	80	0.009	140	0.009	204	0.011	187	0.011	187	0.011	184	0.011	191	0.011	191	0.011	201	0.011	201	0.011	204	0.011	207	0.011	214	0.011	191	0.011	147	0.009	124	0.009	114	0.009	104	0.009
No Name (WB)	5215	820828	832760	820782	832753	0.0	13.4	47	70	0.009	53	0.007	40	0.008	37	0.008	33	0.008	40	0.007	80	0.009	140	0.009	204	0.011	187	0.011	187	0.011	184	0.011	191	0.011	191	0.011	201	0.011	201	0.011	204	0.011	207	0.011	214	0.011	191	0.011	147	0.009	124	0.009	114	0.009	104	0.009
No Name (WB)	5216	820828	832760	820782	832753	0.0	13.4	47	70	0.009	53	0.007	40	0.008	37	0.008	33	0.008	40	0.007	80	0.009	140	0.009	204	0.011	187	0.011	187	0.011	184	0.011	191	0.011	191	0.011	201	0.011	201	0.011	204	0.011	207	0.011	214	0.011	191	0.011	147	0.009	124	0.009	114	0.009	104	0.009
No Name (WB)	5217	820782	832753	820720	832734	0.0	13.4	65	80	0.009	61	0.010	46	0.008	42	0.008	38	0.008	46	0.008	91	0.009	160	0.009	232	0.014	213	0.011	213	0.011	209	0.011	217	0.011	217	0.011	228	0.014	228	0.014	232	0.014	236	0.014	243	0.014	217	0.011	167	0.009	141	0.009	129	0.009	118	0.009
No Name (WB)	5218	820720	832734	820693	832730	0.0	13.4	27	80	0.009	61	0.010	46	0.008	42	0.008	38	0.008	46	0.008	91	0.009	160	0.009	232	0.014	213	0.011	213	0.011	209	0.011	217	0.011	217	0.011	228	0.014	228	0.014	232	0.014	236	0.014	243	0.014	217	0.011	167	0.009	141	0.009	129	0.009	118	0.009
No Name (WB)	5219	820665	832728	820633	832730	0.0	13.4	32	80	0.009	61	0.010	46	0.008	42	0.008	38	0.008	46	0.008	91	0.009	160	0.009	232	0.014	213	0.011	213	0.011	209	0.011	217	0.011	217	0.011	228	0.014	228	0.014	232	0.014	236	0.014	243	0.014	217	0.011	167	0.009	141	0.009	129	0.009	118	0.009
No Name (WB)	5220	820633	832730	820589	832739	0.0	13.4	46	80	0.009	61	0.010	46	0.008	42	0.008	38	0.008	46	0.008	91	0.009	160	0.009	232	0.014	213	0.011	213	0.011	209	0.011	217	0.011	217	0.011	228	0.014	228	0.014	232	0.014	236	0.014	243	0.014	217	0.011	167	0.009	141	0.009	129	0.009	118	0.009
Long Hon Rd (NB)	5260	819155	832231	819130	832211	0.0	13.4	32	2	0.052	1	0.051	1	0.048	1	0.000	1	0.048	3	0.047	6	0.122	9	0.098	9	0.101	9	0.101	9	0.101	8	0.101	9	0.101	9	0.100	9	0.101	10	0.100	10	0.101	10	0.093	8	0.103	7	0.114	6	0.135	5	0.134	4	0.165	3	0.036
Long Hon Rd (NB)	5261	819130	832211	819036	832137	0.0	13.4	120	2	0.052	1	0.051	1	0.048	1	0.000	1	0.048	3	0.047	6	0.122	9	0.098	9	0.101	9	0.101	8	0.101	9	0.101	9	0.100	9	0.101	10	0.100	10	0.101	10	0.093	8	0.103	7	0.114	6	0.135	5	0.134	4	0.165	3	0.036		
Long Hon Rd (NB)	5262	819036	832137	818970	832116	0.0	13.4	69	2	0.052	1	0.051	1	0.048	1	0.000	1	0.048	3	0.047	6	0.122	9	0.098	9	0.101	9	0.101	8	0.101	9	0.101	9	0.100	9	0.101	10	0.100	10	0.101	10	0.093	8	0.103	7	0.114	6	0.135	5	0.134	4	0.165	3	0.036		
Long Hon Rd (NB)	5263	818970	832116	818928	832092	0.0	13.4	48	2	0.052	1	0.051	1	0.048	1	0.000	1	0.048	3	0.047	6	0.122	9	0.098	9	0.101	9	0.101	8	0.101	9	0.101	9	0.100	9	0.101	10	0.100	10	0.101	10	0.093	8	0.103	7	0.114	6	0.135	5	0.134	4	0.165	3	0.036		
Long Hon Rd (NB)	5264	818928	832092	818917	832068	0.0	13.4	27	2	0.052	1	0.051	1	0.048	1	0.000	1	0.048	3	0.047	6	0.122	9	0.098	9	0.101	9	0.101	8	0.101	9	0.101	9	0.100	9	0.101	10	0.100	10	0.101	10	0.093	8	0.103	7	0.114	6	0.135	5	0.134	4	0.165	3	0.036		
Long Hon Rd (NB)	5265	818917	832068	818912	832040	0.0	13.4	28	2	0.052	1	0.051	1	0.048	1	0.000	1	0.048	3	0.047	6	0.122	9	0.098	9	0.101	9	0.101	8	0.101	9	0.101	9	0.100	9	0.101	10	0.100	10	0.101	10	0.093	8	0.103	7	0.114	6	0.135	5	0.134	4	0.165	3	0.036		
Long Hon Rd (NB)	5266	818912	832040	818905	832023	0.0	13.4	19	2	0.052	1	0.051	1	0.048	1	0.000	1	0.048	3	0.047	6	0.122	9	0.098	9	0.101	9	0.101	8	0.101	9	0.101	9	0.100	9	0.101	10	0.100	10	0.101	10	0.093	8	0.103	7	0.114	6	0.135	5	0.134	4	0.165	3	0.036		
Long Hon Rd (NB)	5267	818905	832023	818890	832018	0.0	13.4	16	2	0.052	1	0.051	1	0.048	1	0.000	1	0.048	3	0.047	6	0.122	9	0.098	9	0.101	9	0.101	8	0.101	9	0.101	9	0.100	9	0.101	10	0.100	10	0.101	10	0.093	8	0.103	7	0.114	6	0.135	5	0.134	4	0.165	3	0.036		
Long Hon Rd (NB)	5268	818890	832018	818871	832032	0.0	13.4	23	2	0.05																																														

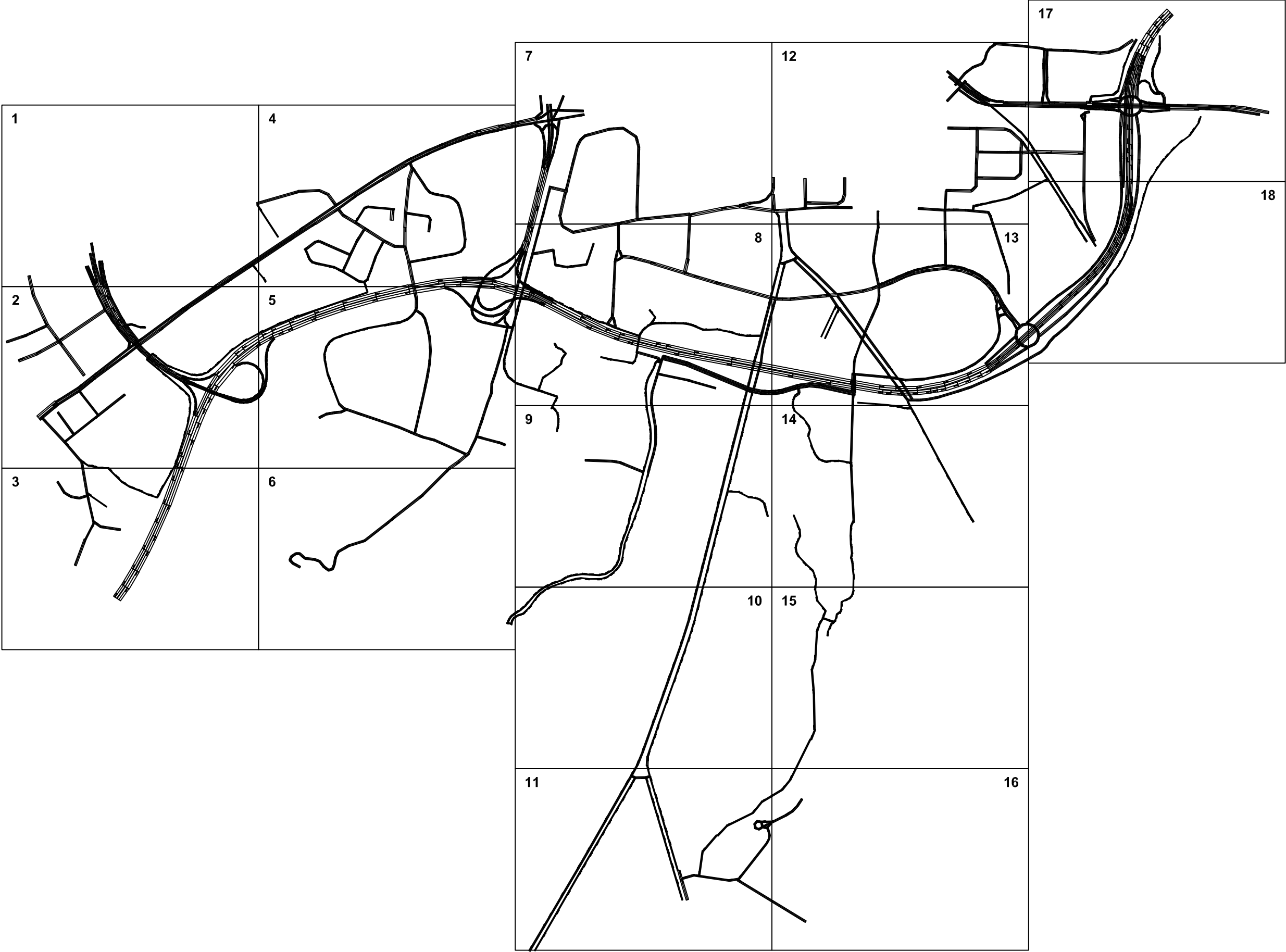
Road Link	Link ID	Coordinates				Height (m)	Mixing Width (m)	Road Length (m)	Hr 01		Hr 02		Hr 03		Hr 04		Hr 05		Hr 06		Hr 07		Hr 08		Hr 09		Hr 10		Hr 11		Hr 12		Hr 13		Hr 14		Hr 15		Hr 16		Hr 17		Hr 18		Hr 19		Hr 20		Hr 21		Hr 22		Hr 23		Hr 24	
		x-start (m)	y-start (m)	x-end (m)	y-end (m)				Flow (veh/hr)	Emf (g/veh/mile)	Flow (veh/hr)	Emf (g/veh/mile)	Flow (veh/hr)	Emf (g/veh/mile)	Flow (veh/hr)	Emf (g/veh/mile)	Flow (veh/hr)	Emf (g/veh/mile)	Flow (veh/hr)	Emf (g/veh/mile)	Flow (veh/hr)	Emf (g/veh/mile)	Flow (veh/hr)	Emf (g/veh/mile)	Flow (veh/hr)	Emf (g/veh/mile)	Flow (veh/hr)	Emf (g/veh/mile)	Flow (veh/hr)	Emf (g/veh/mile)	Flow (veh/hr)	Emf (g/veh/mile)	Flow (veh/hr)	Emf (g/veh/mile)	Flow (veh/hr)	Emf (g/veh/mile)	Flow (veh/hr)	Emf (g/veh/mile)	Flow (veh/hr)	Emf (g/veh/mile)	Flow (veh/hr)	Emf (g/veh/mile)	Flow (veh/hr)	Emf (g/veh/mile)	Flow (veh/hr)	Emf (g/veh/mile)	Flow (veh/hr)	Emf (g/veh/mile)	Flow (veh/hr)	Emf (g/veh/mile)	Flow (veh/hr)	Emf (g/veh/mile)	Flow (veh/hr)	Emf (g/veh/mile)		
		Yuen Ching Rd (NB)	5695	821938	833860				821938	833827	0.0	12.0	33	26	0.038	20	0.047	15	0.051	14	0.055	12	0.059	15	0.050	30	0.052	52	0.050	75	0.049	69	0.052	69	0.052	68	0.052	70	0.051	70	0.051	74	0.050	74	0.049	75	0.049	77	0.057	79	0.056	70	0.051	54	0.050	46

Road Link	Link ID	x-start (m)	y-start (m)	x-end (m)	y-end (m)	Height (m)	Width (m)	Length (m)	Hr 01		Hr 02		Hr 03		Hr 04		Hr 05		Hr 06		Hr 07		Hr 08		Hr 09		Hr 10		Hr 11		Hr 12		Hr 13		Hr 14		Hr 15		Hr 16		Hr 17		Hr 18		Hr 19		Hr 20		Hr 21		Hr 22		Hr 23		Hr 24	
									Flow (veh/hr)	Emf (g/veh/mile)	Flow (veh/hr)	Emf (g/veh/mile)	Flow (veh/hr)	Emf (g/veh/mile)	Flow (veh/hr)	Emf (g/veh/mile)	Flow (veh/hr)	Emf (g/veh/mile)	Flow (veh/hr)	Emf (g/veh/mile)	Flow (veh/hr)	Emf (g/veh/mile)	Flow (veh/hr)	Emf (g/veh/mile)	Flow (veh/hr)	Emf (g/veh/mile)	Flow (veh/hr)	Emf (g/veh/mile)	Flow (veh/hr)	Emf (g/veh/mile)	Flow (veh/hr)	Emf (g/veh/mile)	Flow (veh/hr)	Emf (g/veh/mile)	Flow (veh/hr)	Emf (g/veh/mile)	Flow (veh/hr)	Emf (g/veh/mile)	Flow (veh/hr)	Emf (g/veh/mile)	Flow (veh/hr)	Emf (g/veh/mile)	Flow (veh/hr)	Emf (g/veh/mile)	Flow (veh/hr)	Emf (g/veh/mile)	Flow (veh/hr)	Emf (g/veh/mile)	Flow (veh/hr)	Emf (g/veh/mile)	Flow (veh/hr)	Emf (g/veh/mile)	Flow (veh/hr)	Emf (g/veh/mile)	Flow (veh/hr)	Emf (g/veh/mile)
Village Road (SB)	2769	819809	832917	819802	832931	0.0	10.0	16	17	0.101	13	0.116	10	0.135	9	0.135	8	0.151	10	0.132	20	0.125	35	0.134	50	0.163	46	0.168	46	0.168	45	0.172	47	0.168	47	0.168	50	0.161	50	0.161	50	0.161	51	0.162	53	0.163	47	0.158	36	0.117	31	0.116	28	0.119	26	0.123
Village Road (SB)	2768	819829	832909	819809	832917	0.0	10.0	21	17	0.101	13	0.116	10	0.135	9	0.135	8	0.151	10	0.132	20	0.125	35	0.134	50	0.163	46	0.168	46	0.168	45	0.172	47	0.168	47	0.168	50	0.161	50	0.161	50	0.161	51	0.162	53	0.163	47	0.158	36	0.117	31	0.116	28	0.119	26	0.123
Village Road (SB)	2764	819800	832825	819827	832848	0.0	10.0	35	17	0.101	13	0.116	10	0.135	9	0.135	8	0.151	10	0.132	20	0.125	35	0.134	50	0.163	46	0.168	46	0.168	45	0.172	47	0.168	47	0.168	50	0.161	50	0.161	50	0.161	51	0.162	53	0.163	47	0.158	36	0.117	31	0.116	28	0.119	26	0.123
Village Road (SB)	2763	819752	832791	819800	832825	0.0	10.0	58	17	0.101	13	0.116	10	0.135	9	0.135	8	0.151	10	0.132	20	0.125	35	0.134	50	0.163	46	0.168	46	0.168	45	0.172	47	0.168	47	0.168	50	0.161	50	0.161	50	0.161	51	0.162	53	0.163	47	0.158	36	0.117	31	0.116	28	0.119	26	0.123
Village Road (SB)	2762	819737	832745	819752	832791	0.0	10.0	49	17	0.101	13	0.116	10	0.135	9	0.135	8	0.151	10	0.132	20	0.125	35	0.134	50	0.163	46	0.168	46	0.168	45	0.172	47	0.168	47	0.168	50	0.161	50	0.161	50	0.161	51	0.162	53	0.163	47	0.158	36	0.117	31	0.116	28	0.119	26	0.123
Long Hon Rd (NB)	8514	819563	832816	819547	832770	0.0	13.0	49	4	0.161	3	0.035	2	0.048	2	0.048	2	0.048	5	0.118	13	0.076	18	0.098	18	0.101	18	0.100	17	0.100	17	0.106	17	0.100	19	0.100	18	0.100	19	0.094	19	0.095	20	0.121	17	0.109	13	0.123	11	0.090	10	0.099	9	0.097	7	0.109
Long Hon Rd (NB)	8515	819547	832770	819546	832732	0.0	13.0	38	4	0.161	3	0.035	2	0.048	2	0.048	2	0.048	5	0.118	13	0.076	18	0.098	18	0.101	18	0.100	17	0.100	17	0.106	17	0.100	19	0.100	18	0.100	19	0.094	19	0.095	20	0.121	17	0.109	13	0.123	11	0.090	10	0.099	9	0.097	7	0.109
Long Hon Rd (NB)	8516	819546	832732	819529	832690	0.0	13.0	45	4	0.161	3	0.035	2	0.048	2	0.048	2	0.048	5	0.118	13	0.076	18	0.098	18	0.101	18	0.100	17	0.100	17	0.106	17	0.100	19	0.100	18	0.100	19	0.094	19	0.095	20	0.121	17	0.109	13	0.123	11	0.090	10	0.099	9	0.097	7	0.109
Long Hon Rd (NB)	8517	819529	832690	819509	832628	0.0	13.0	65	4	0.161	3	0.035	2	0.048	2	0.048	2	0.048	5	0.118	13	0.076	18	0.098	18	0.101	18	0.100	17	0.100	17	0.106	17	0.100	19	0.100	18	0.100	19	0.094	19	0.095	20	0.121	17	0.109	13	0.123	11	0.090	10	0.099	9	0.097	7	0.109
Long Hon Rd (NB)	8518	819509	832628	819482	832548	0.0	13.0	85	4	0.161	3	0.035	2	0.048	2	0.048	2	0.048	5	0.118	13	0.076	18	0.098	18	0.101	18	0.100	17	0.100	17	0.106	17	0.100	19	0.100	18	0.100	19	0.094	19	0.095	20	0.121	17	0.109	13	0.123	11	0.090	10	0.099	9	0.097	7	0.109
Long Hon Rd (NB)	8519	819482	832548	819454	832489	0.0	13.0	65	4	0.161	3	0.035	2	0.048	2	0.048	2	0.048	5	0.118	13	0.076	18	0.098	18	0.101	18	0.100	17	0.100	17	0.106	17	0.100	19	0.100	18	0.100	19	0.094	19	0.095	20	0.121	17	0.109	13	0.123	11	0.090	10	0.099	9	0.097	7	0.109
Long Hon Rd (NB)	8520	819454	832489	819415	832456	0.0	16.0	51	2	0.052	1	0.051	1	0.048	1	0.000	1	0.048	3	0.047	6	0.122	9	0.098	9	0.101	9	0.101	9	0.101	9	0.101	9	0.101	9	0.100	9	0.101	10	0.100	10	0.101	10	0.093	8	0.103	7	0.114	6	0.135	5	0.134	4	0.165	3	0.036
Long Hon Rd (NB)	8521	819415	832456	819376	832428	0.0	16.0	48	2	0.052	1	0.051	1	0.048	1	0.000	1	0.048	3	0.047	6	0.122	9	0.098	9	0.101	9	0.101	9	0.101	9	0.101	9	0.101	9	0.100	9	0.101	10	0.100	10	0.101	10	0.093	8	0.103	7	0.114	6	0.135	5	0.134	4	0.165	3	0.036
Long Hon Rd (NB)	8522	819376	832428	819268	832320	0.0	14.0	152	2	0.052	1	0.051	1	0.048	1	0.000	1	0.048	3	0.047	6	0.122	9	0.098	9	0.101	9	0.101	9	0.101	9	0.101	9	0.101	9	0.100	9	0.101	10	0.100	10	0.101	10	0.093	8	0.103	7	0.114	6	0.135	5	0.134	4	0.165	3	0.036
Long Hon Rd (NB)	8523	819268	832320	819155	832231	0.0	14.0	144	2	0.052	1	0.051	1	0.048	1	0.000	1	0.048	3	0.047	6	0.122	9	0.098	9	0.101	9	0.101	9	0.101	9	0.101	9	0.101	9	0.100	9	0.101	10	0.100	10	0.101	10	0.093	8	0.103	7	0.114	6	0.135	5	0.134	4	0.165	3	0.036
Sha Tseng Rd (NB)	8553	819244	833110	819244	833076	0.0	16.0	34	24	0.097	18	0.110	14	0.080	12	0.087	11	0.093	14	0.077	6	0.104	48	0.107	69	0.108	63	0.103	62	0.101	65	0.102	65	0.102	65	0.102	68	0.106	68	0.106	69	0.105	70	0.107	72	0.107	65	0.105	42	0.106	39	0.104	35	0.096		
Tong Yan San Tsuen Rd (EB)	8554	819244	833076	819237	833060	0.0	12.0	17	11	0.078	8	0.092	6	0.100	6	0.121	5	0.120	6	0.099	12	0.070	22	0.084	32	0.087	29	0.089	29	0.089	29	0.089	29	0.088	31	0.086	31	0.086	32	0.087	32	0.086	33	0.086	29	0.089	23	0.080	19	0.088	18	0.091	16	0.096		
Tong Yan San Tsuen Rd (EB)	8555	819237	833060	819224	833044	0.0	12.0	20	11	0.078	8	0.092	6	0.100	6	0.121	5	0.120	6	0.099	12	0.070	22	0.084	32	0.087	29	0.089	29	0.089	29	0.088	31	0.086	31	0.086	32	0.087	32	0.086	33	0.086	29	0.089	23	0.080	19	0.088	18	0.091	16	0.096				
Tong Yan San Tsuen Rd (EB)	8556	819224	833044	819208	833030	0.0	12.0	22	11	0.078	8	0.092	6	0.100	6	0.121	5	0.120	6	0.099	12	0.070	22	0.084	32	0.087	29	0.089	29	0.089	29	0.088	31	0.086	31	0.086	32	0.087	32	0.086	33	0.086	29	0.089	23	0.080	19	0.088	18	0.091	16	0.096				
Tong Yan San Tsuen Rd (EB)	8557	819208	833030	819178	833017	0.0	12.0	32	11	0.078	8	0.092	6	0.100	6	0.121	5	0.120	6	0.099	12	0.070	22	0.084	32	0.087	29	0.089	29	0.089	29	0.088	31	0.086	31	0.086	32	0.087	32	0.086	33	0.086	29	0.089	23	0.080	19	0.088	18	0.091	16	0.096				
Tong Yan San Tsuen Rd (EB)	8558	819178	833017	819131	833009	0.0	13.0	48	11	0.078	8	0.092	6	0.100	6	0.121	5	0.120	6	0.099	12	0.070	22	0.084																																

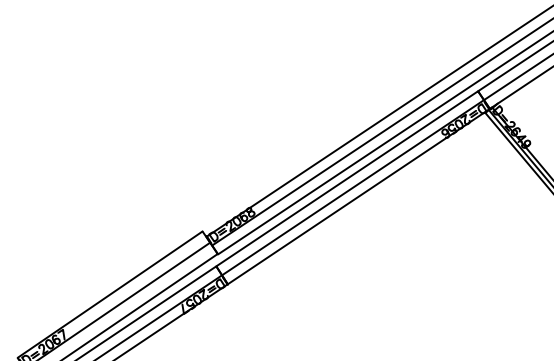
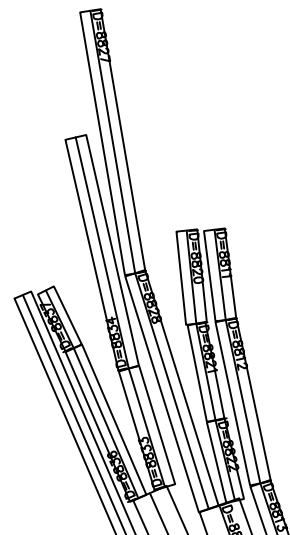
Road Link	Link ID	x-start	y-start	x-end	y-end	Height (m)	Mixing Width (m)	Road Length (m)	Hr 01		Hr 02		Hr 03		Hr 04		Hr 05		Hr 06		Hr 07		Hr 08		Hr 09		Hr 10		Hr 11		Hr 12		Hr 13		Hr 14		Hr 15		Hr 16		Hr 17		Hr 18		Hr 19		Hr 20		Hr 21		Hr 22		Hr 23		Hr 24	
		(m)	(m)	(m)	(m)				Flow (veh/hr)	Emf (g/veh/ mile)	Flow (veh/hr)	Emf (g/veh/ mile)	Flow (veh/hr)	Emf (g/veh/ mile)	Flow (veh/hr)	Emf (g/veh/ mile)	Flow (veh/hr)	Emf (g/veh/ mile)	Flow (veh/hr)	Emf (g/veh/ mile)	Flow (veh/hr)	Emf (g/veh/ mile)	Flow (veh/hr)	Emf (g/veh/ mile)	Flow (veh/hr)	Emf (g/veh/ mile)	Flow (veh/hr)	Emf (g/veh/ mile)	Flow (veh/hr)	Emf (g/veh/ mile)	Flow (veh/hr)	Emf (g/veh/ mile)	Flow (veh/hr)	Emf (g/veh/ mile)	Flow (veh/hr)	Emf (g/veh/ mile)	Flow (veh/hr)	Emf (g/veh/ mile)	Flow (veh/hr)	Emf (g/veh/ mile)	Flow (veh/hr)	Emf (g/veh/ mile)	Flow (veh/hr)	Emf (g/veh/ mile)	Flow (veh/hr)	Emf (g/veh/ mile)	Flow (veh/hr)	Emf (g/veh/ mile)	Flow (veh/hr)	Emf (g/veh/ mile)	Flow (veh/hr)	Emf (g/veh/ mile)				
		Yuen Long Hwy WB	8058	822133	833973				822129	833929	10.0	11.0	44	734	0.066	489	0.067	391	0.068	342	0.066	342	0.067	685	0.067	1663	0.067	3228	0.068	3570	0.070	3179	0.068	2885	0.068	2690	0.068	2543	0.068	2690	0.068	2836	0.068	2885	0.068	3032	0.068	3179	0.068	2934	0.069	2396	0.067	1907	0.067	1663
Yuen Long Hwy WB	8059	822129	833929	822125	833879	10.0	11.0	51	734	0.066	489	0.067	391	0.068	342	0.066	342	0.067	685	0.067	1663	0.067	3228	0.068	3570	0.070	3179	0.068	2885	0.068	2690	0.068	2543	0.068	2690	0.068	2836	0.068	2885	0.068	3032	0.068	3179	0.068	2934	0.069	2396	0.067	1907	0.067	1663	0.067	1516	0.066	1125	0.067
Yuen Long Hwy WB	8060	822125	833879	822125	833795	10.0	11.0	84	734	0.066	489	0.067	391	0.068	342	0.066	342	0.067	685	0.067	1663	0.067	3228	0.068	3570	0.070	3179	0.068	2885	0.068	2690	0.068	2543	0.068	2690	0.068	2836	0.068	2885	0.068	3032	0.068	3179	0.068	2934	0.069	2396	0.067	1907	0.067	1663	0.067	1516	0.066	1125	0.067
Yuen Long Hwy WB	8061	822125	833795	822125	833733	10.0	11.0	61	734	0.066	489	0.067	391	0.068	342	0.066	342	0.067	685	0.067	1663	0.067	3228	0.068	3570	0.070	3179	0.068	2885	0.068	2690	0.068	2543	0.068	2690	0.068	2836	0.068	2885	0.068	3032	0.068	3179	0.068	2934	0.069	2396	0.067	1907	0.067	1663	0.067	1516	0.066	1125	0.067
Yuen Long Hwy WB	8062	822125	833733	822125	833689	10.0	11.0	45	734	0.066	489	0.067	391	0.068	342	0.066	342	0.067	685	0.067	1663	0.067	3228	0.068	3570	0.070	3179	0.068	2885	0.068	2690	0.068	2543	0.068	2690	0.068	2836	0.068	2885	0.068	3032	0.068	3179	0.068	2934	0.069	2396	0.067	1907	0.067	1663	0.067	1516	0.066	1125	0.067
Yuen Long Hwy WB	8090	821156	832733	821123	832736	10.0	16.0	33	845	0.062	564	0.063	451	0.062	394	0.062	394	0.062	789	0.063	1916	0.063	3719	0.064	4114	0.065	3663	0.064	3325	0.064	3099	0.064	2930	0.063	3099	0.063	3269	0.063	3325	0.063	3494	0.064	3663	0.064	3381	0.064	2761	0.063	2198	0.063	1916	0.063	1747	0.062	1296	0.062

Note:
 [1] These links are maintenance road for drainage channel with no flow in general
 [2] These links are tracks only with no flow in general

Link ID Key Map
(Operational Air Quality Impact Assessment - Year 2027)



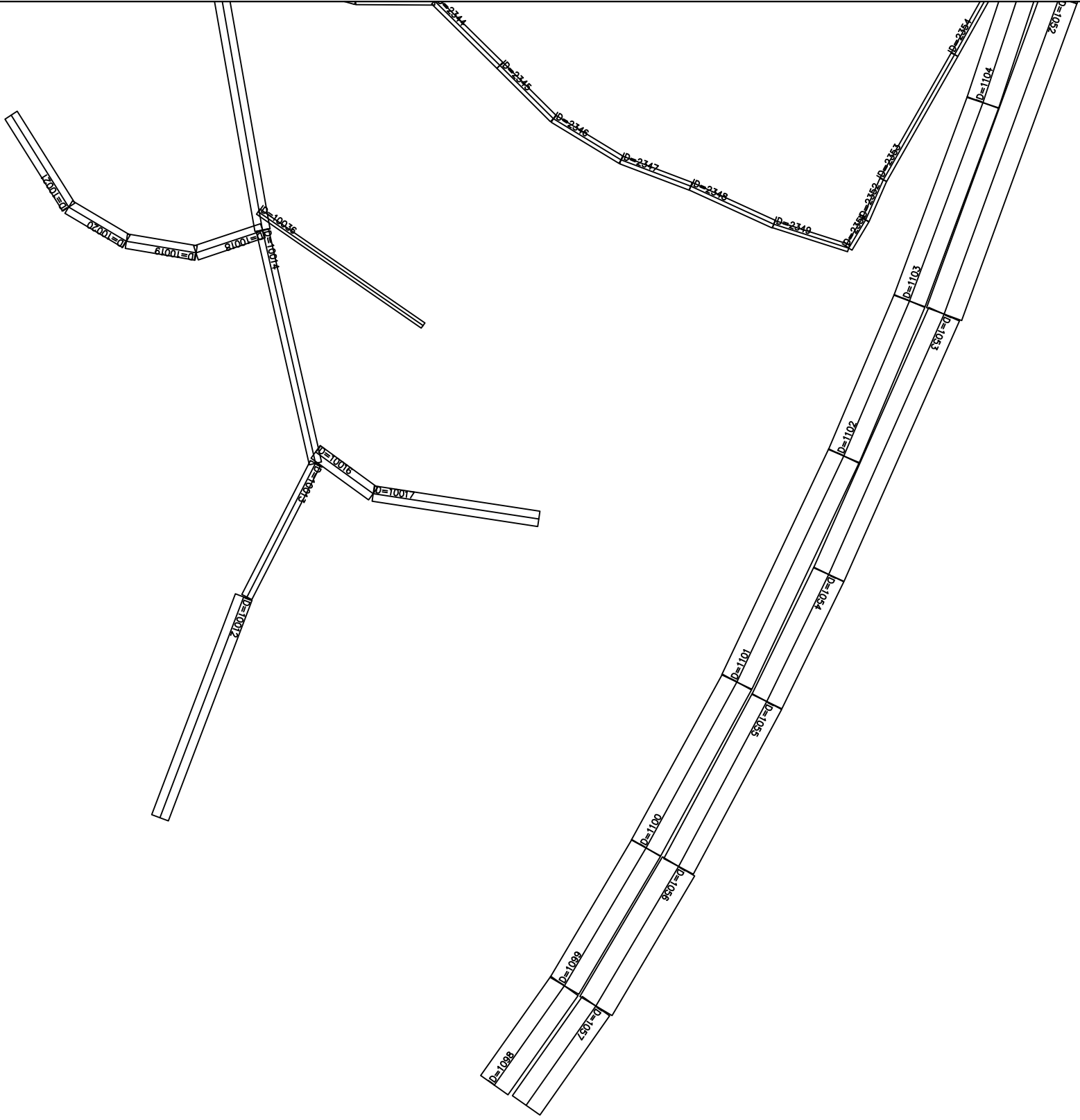
1

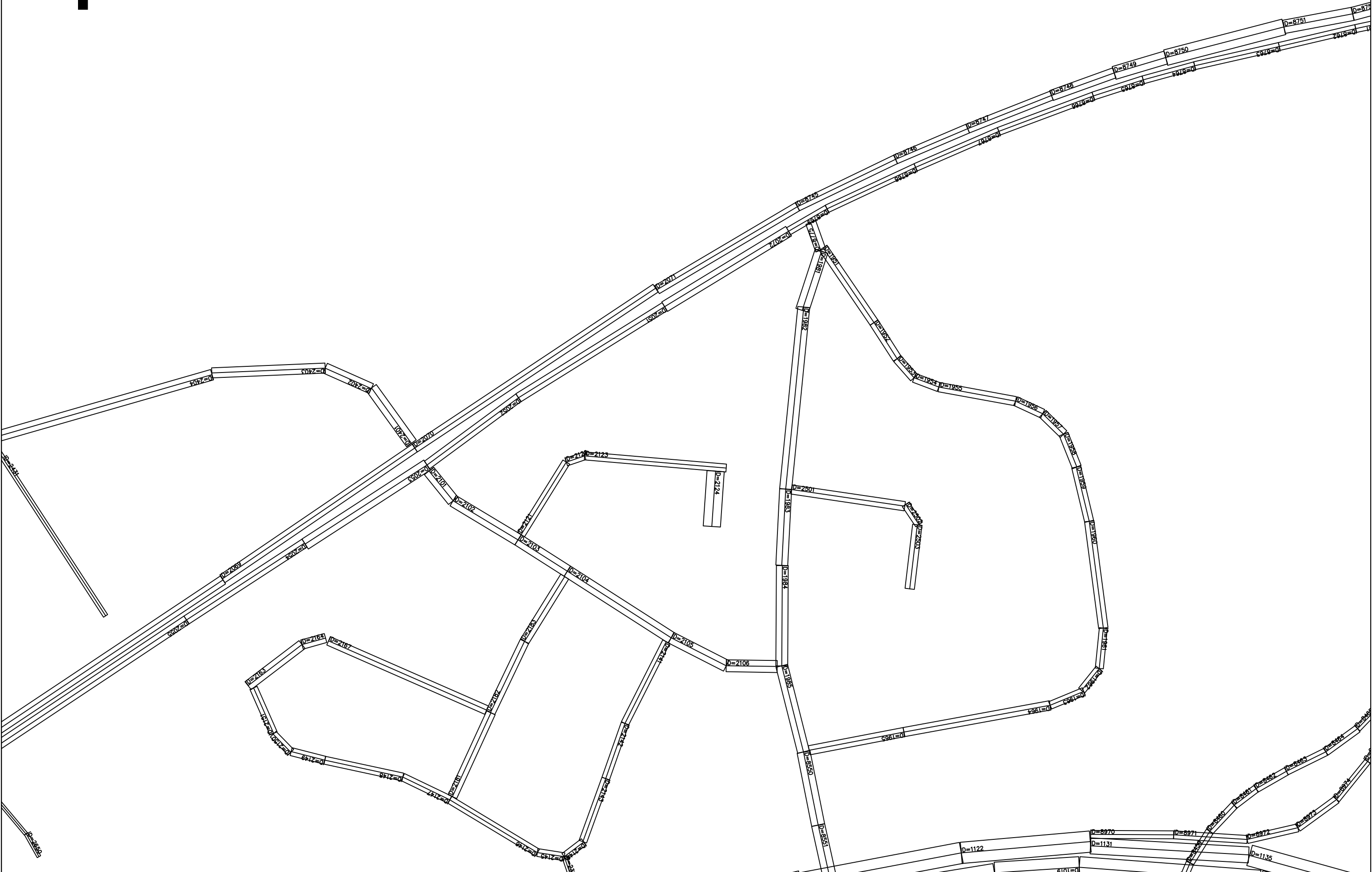


2

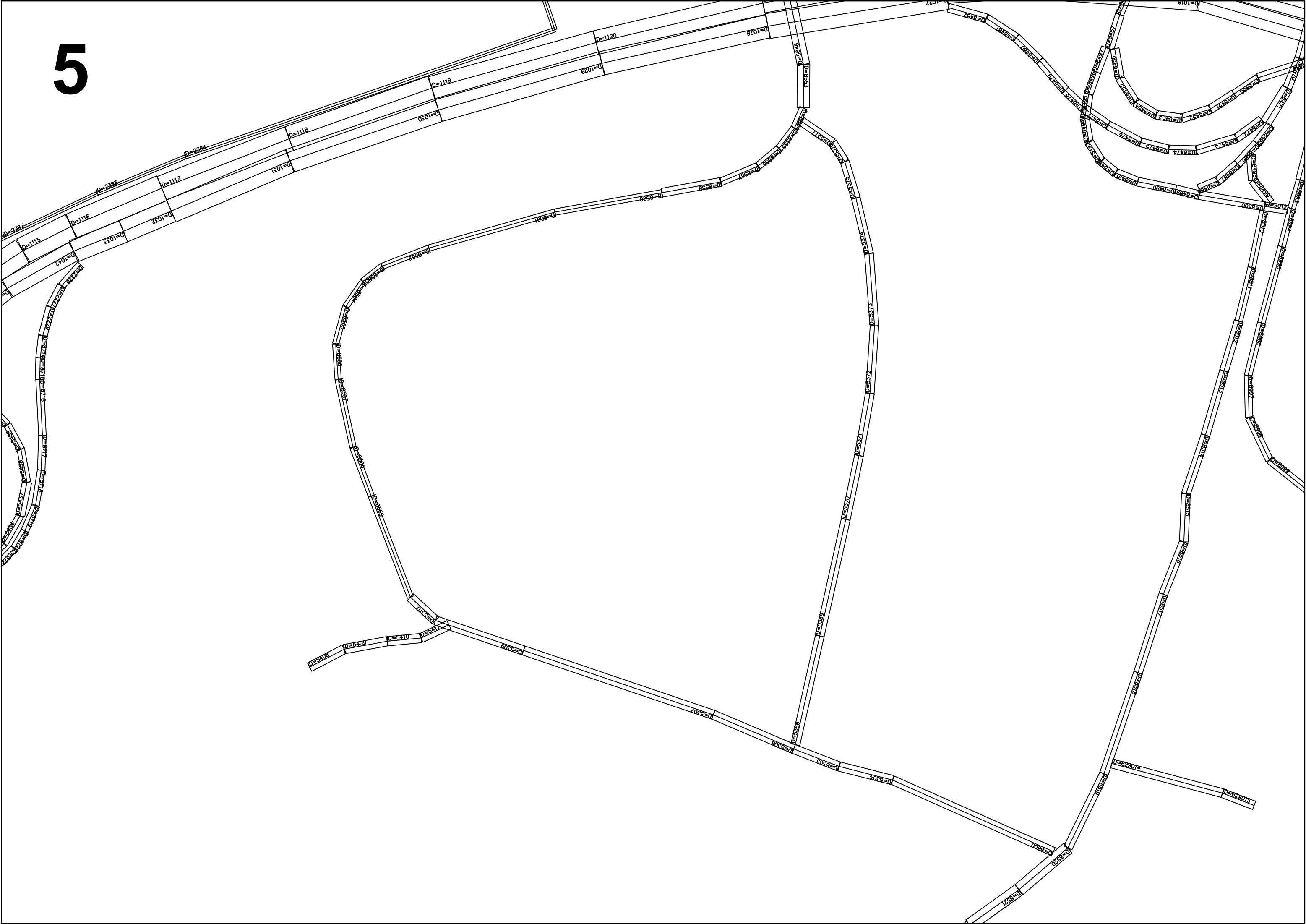


3

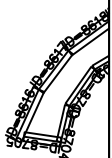





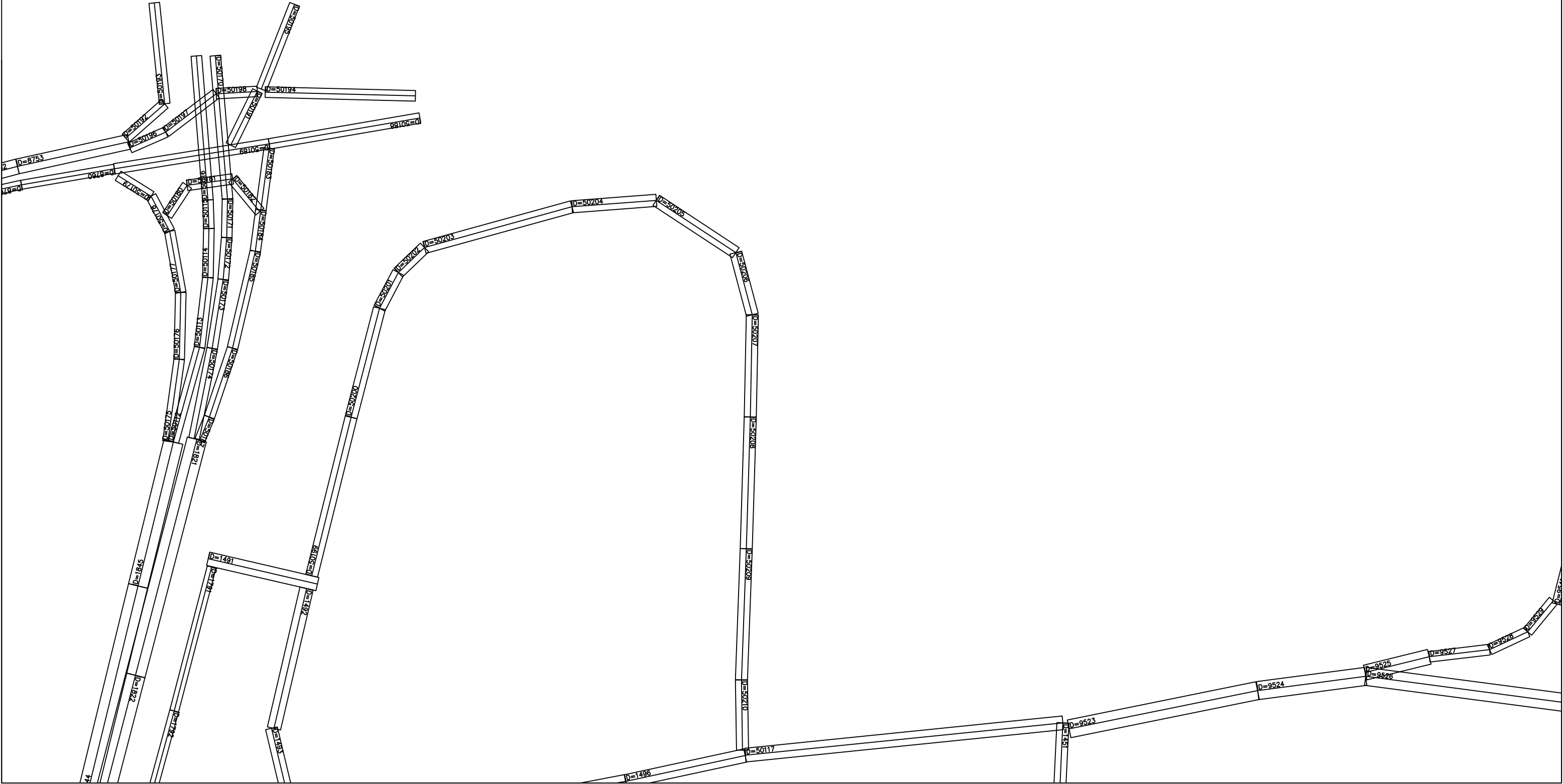
5

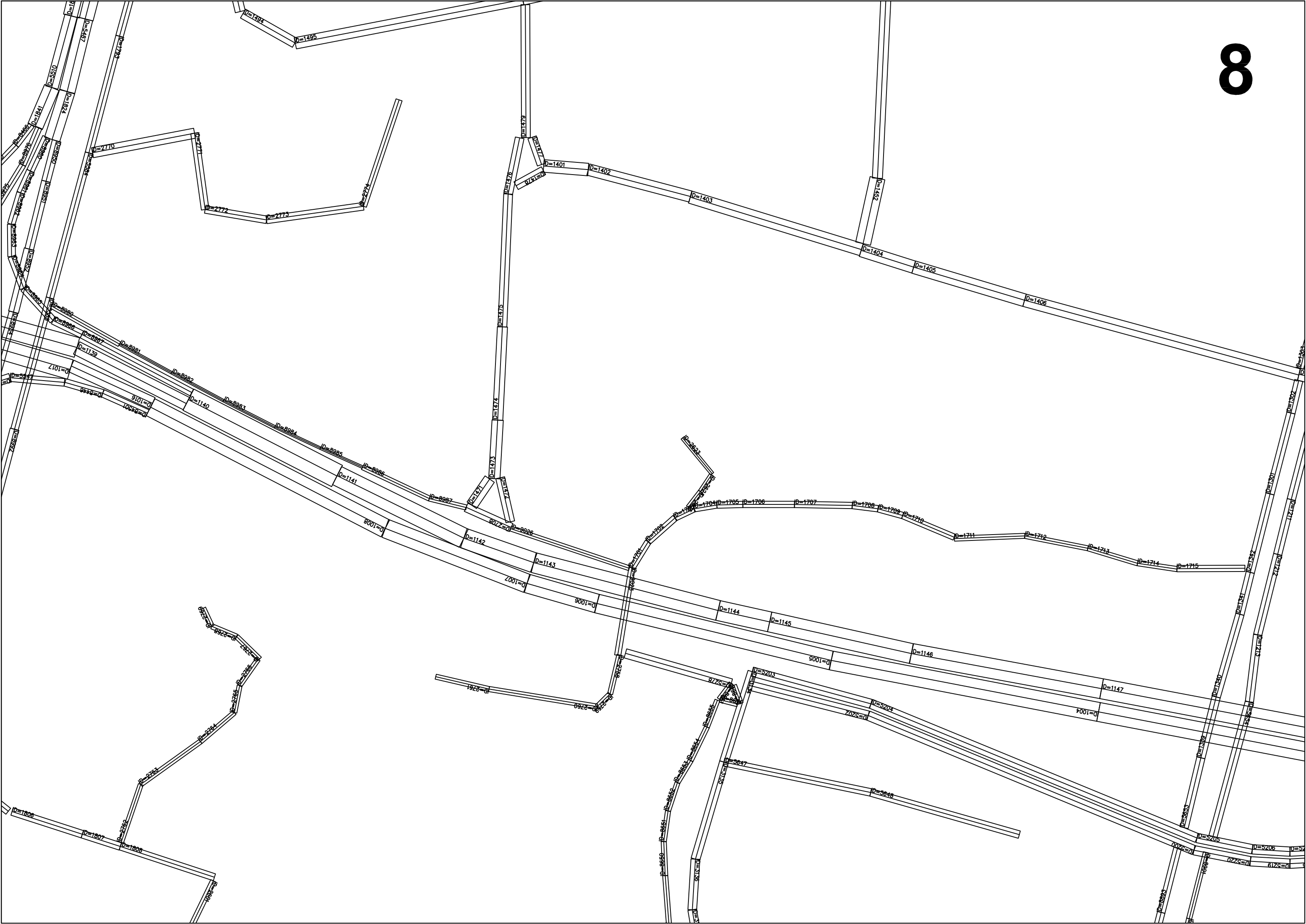


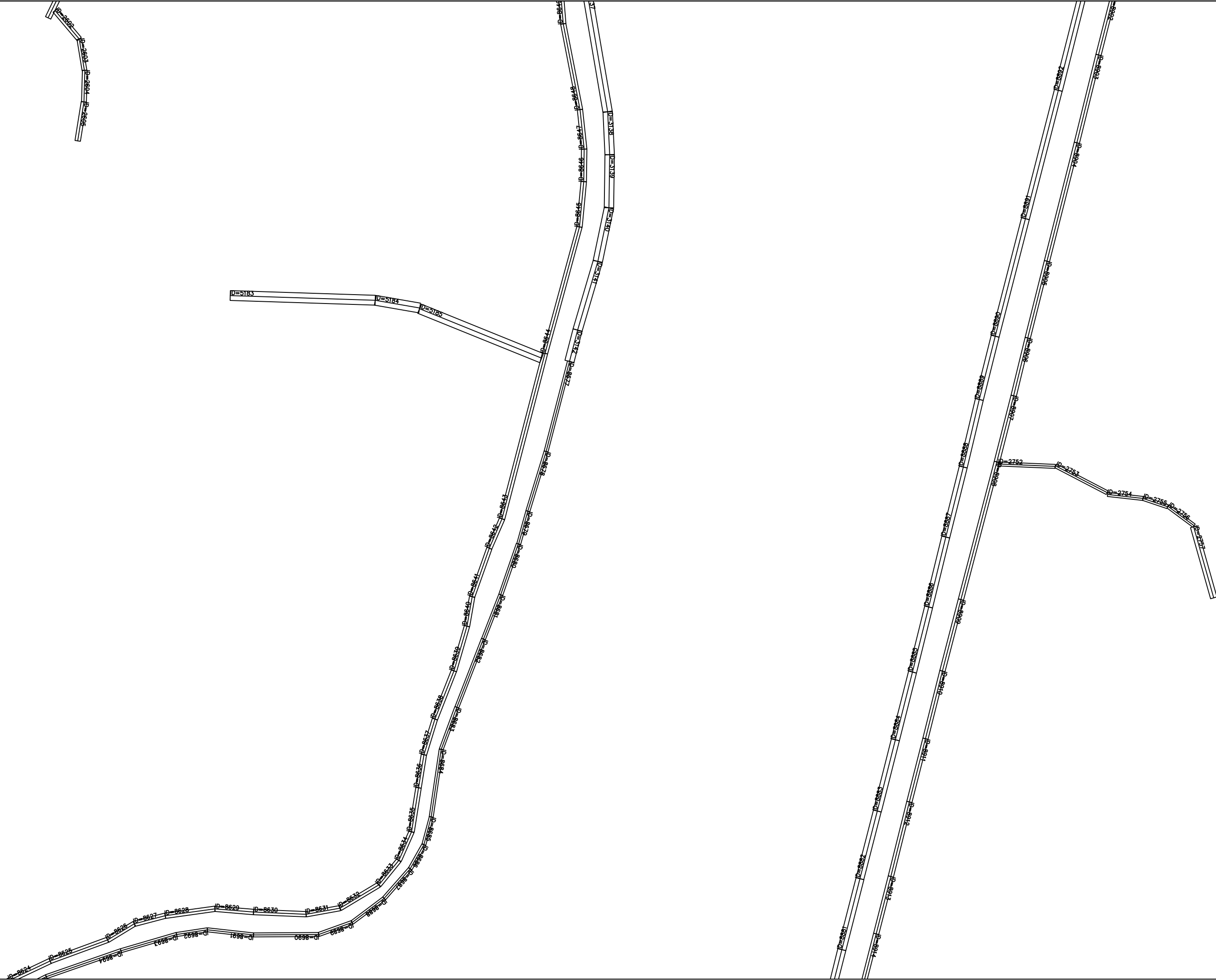
6

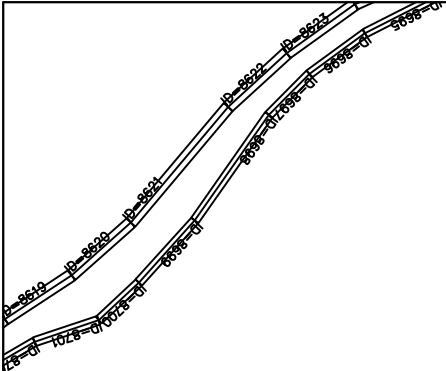


7

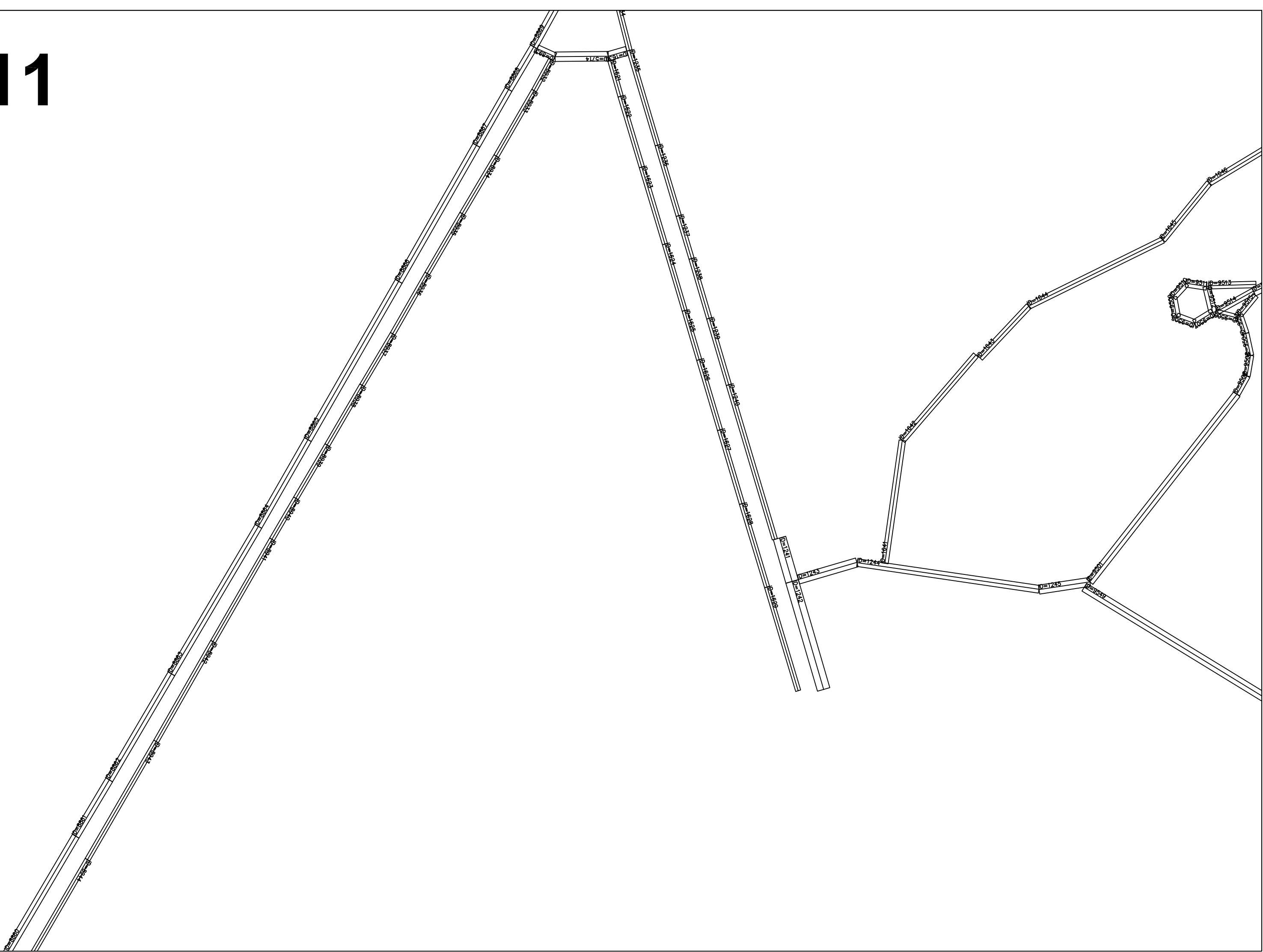




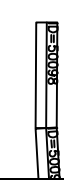
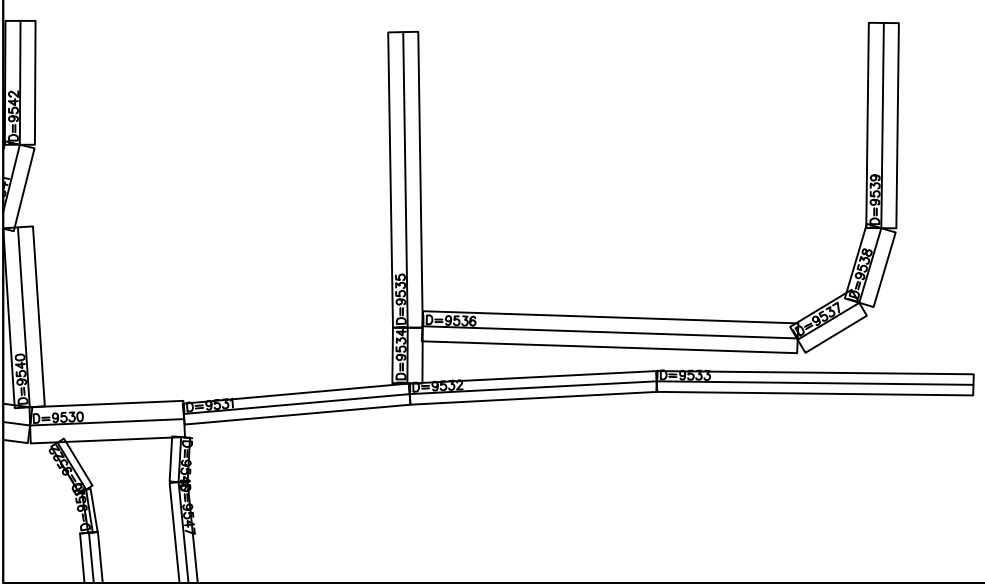
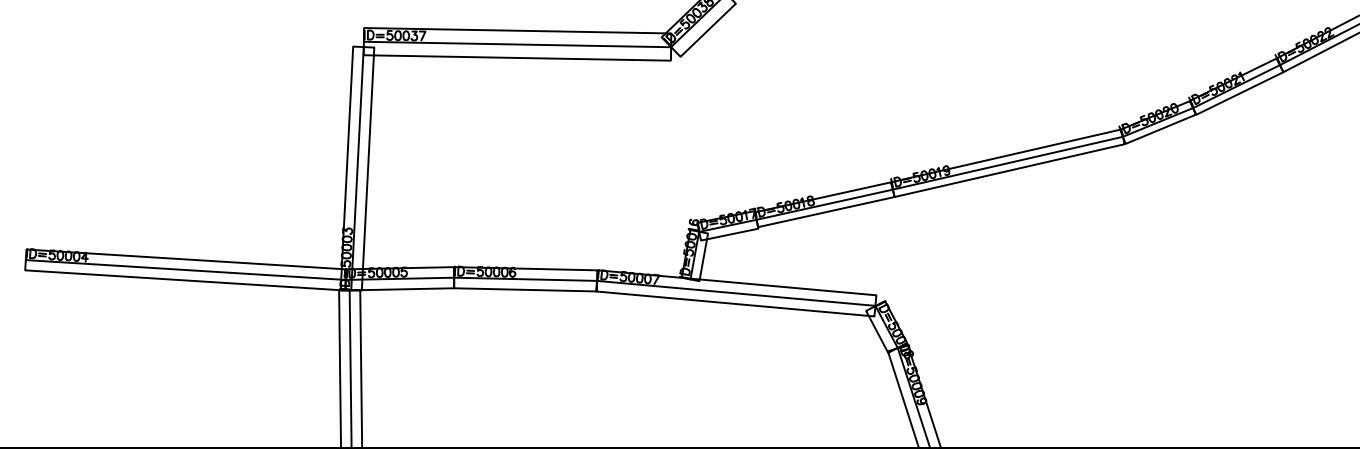
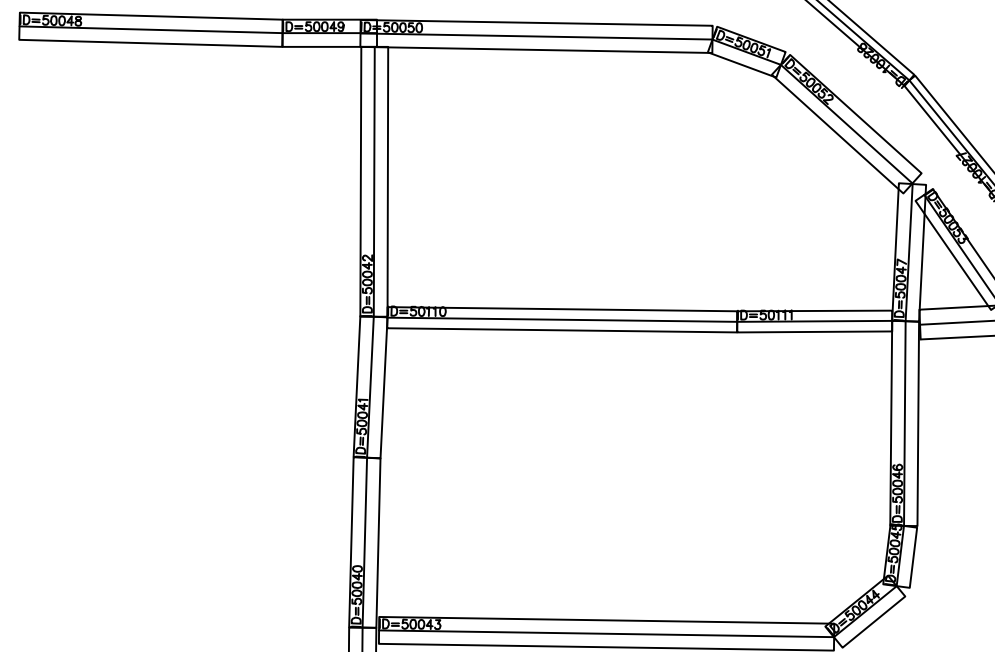
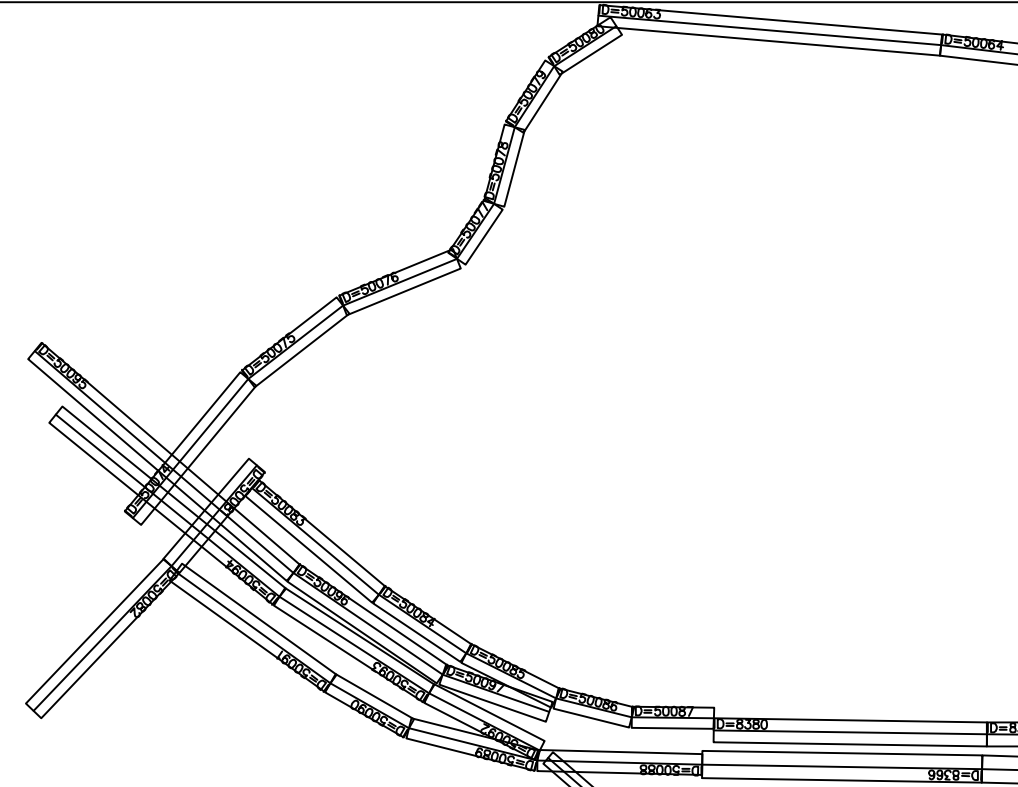


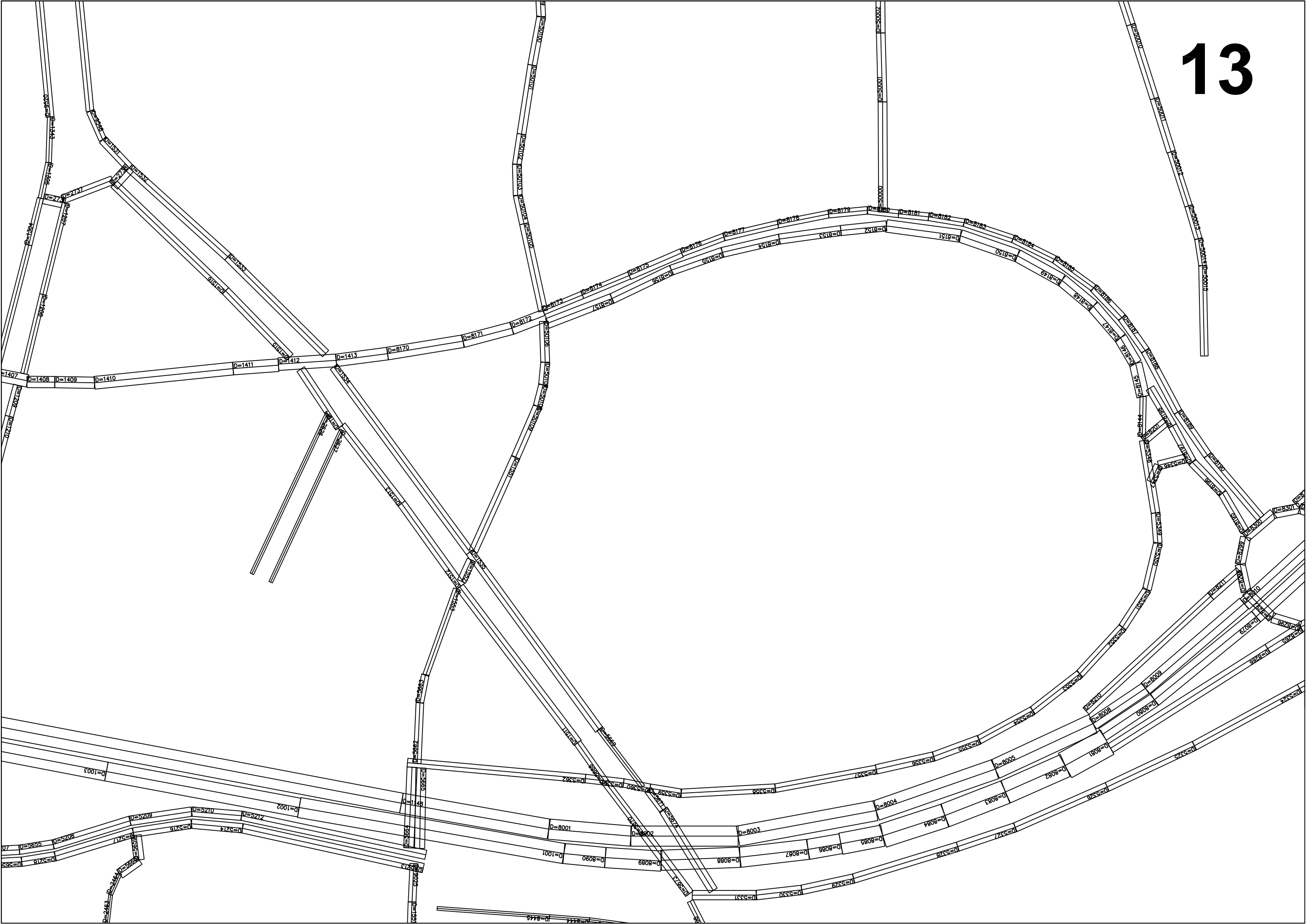


11

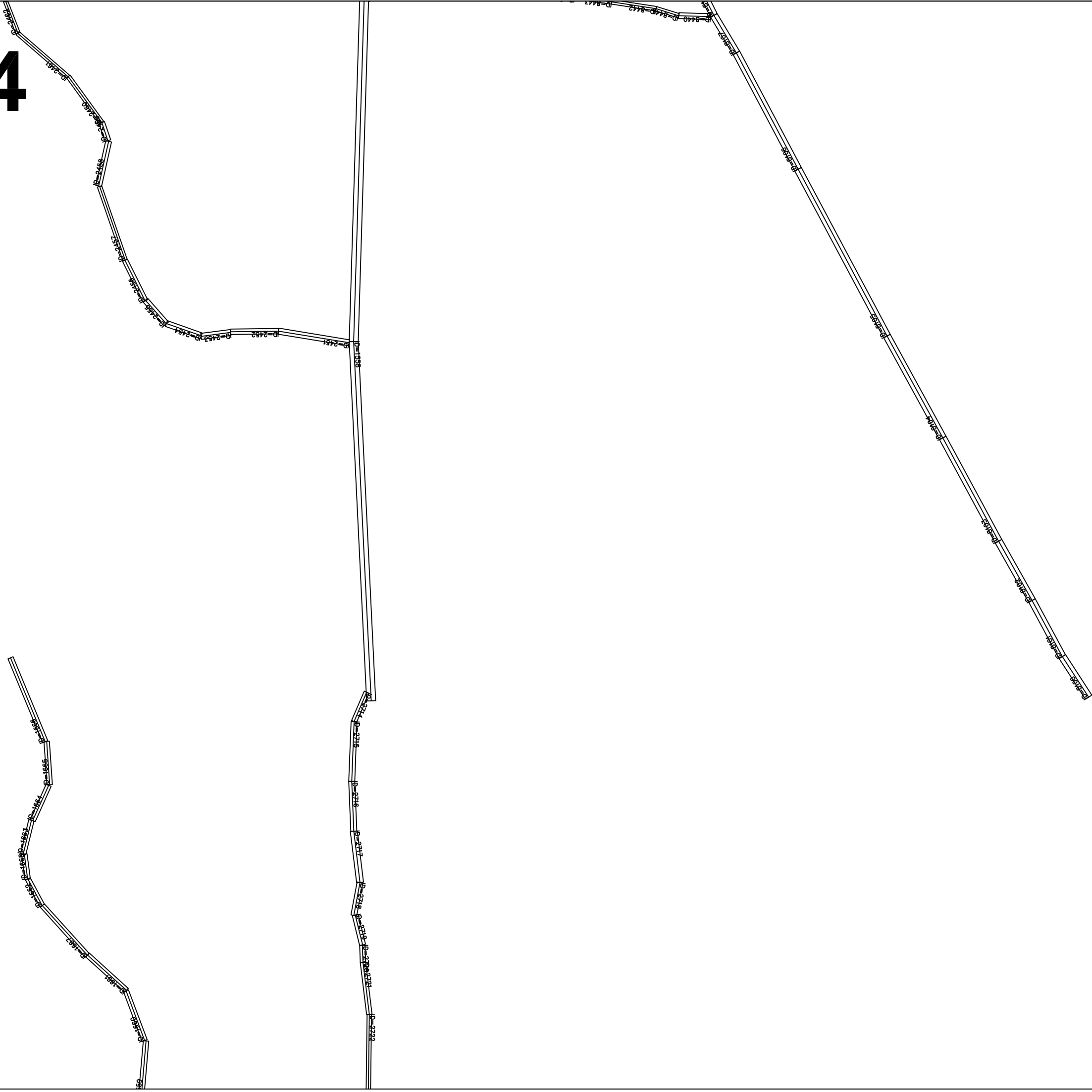


12

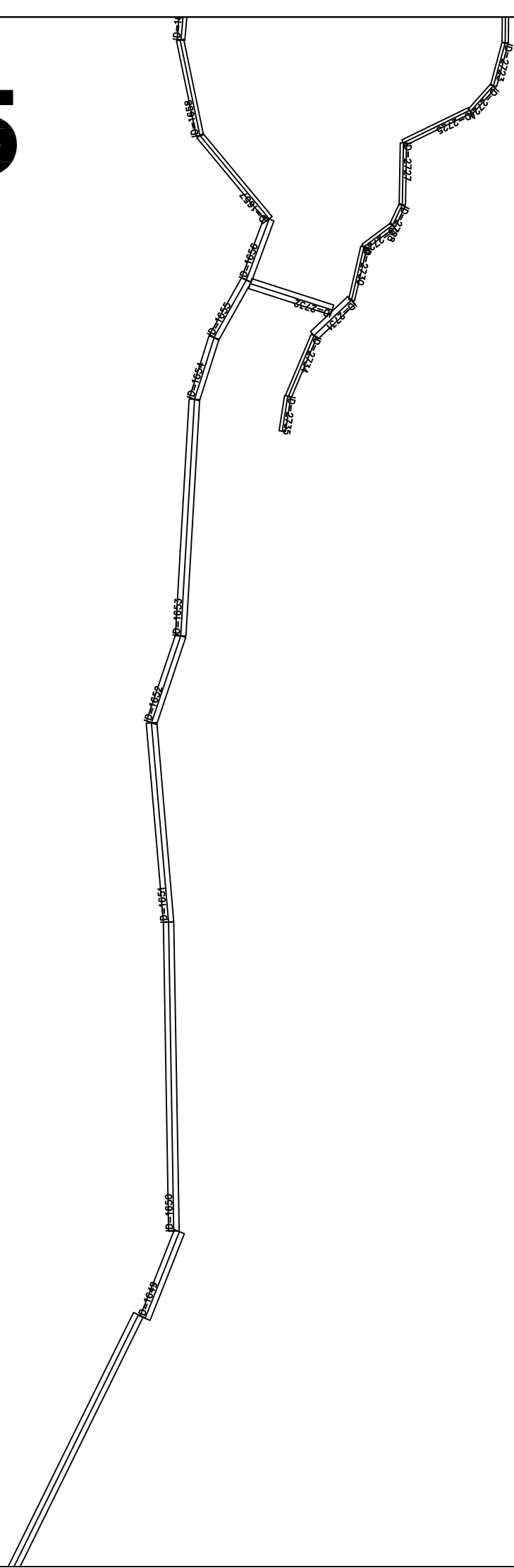





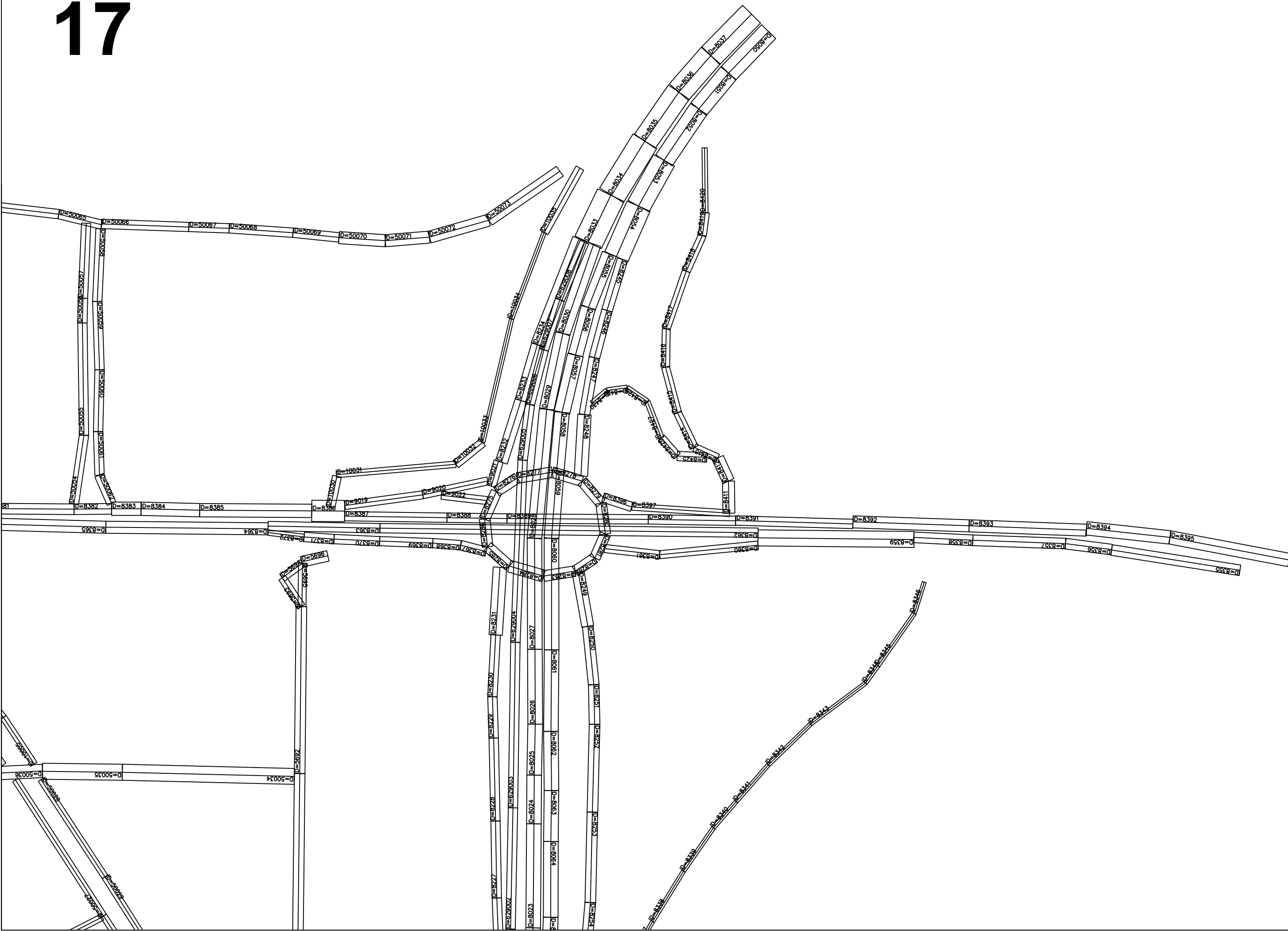
14

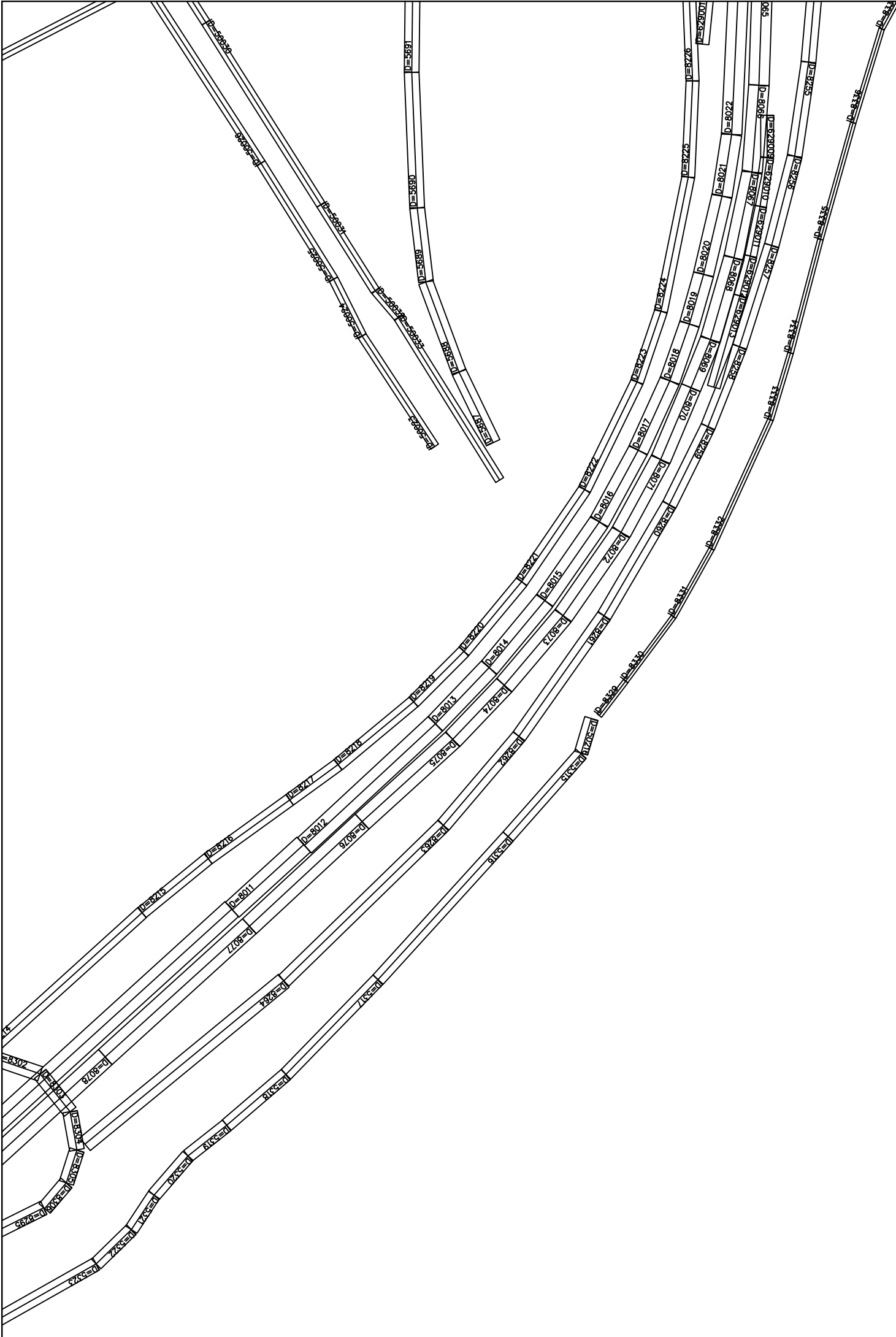


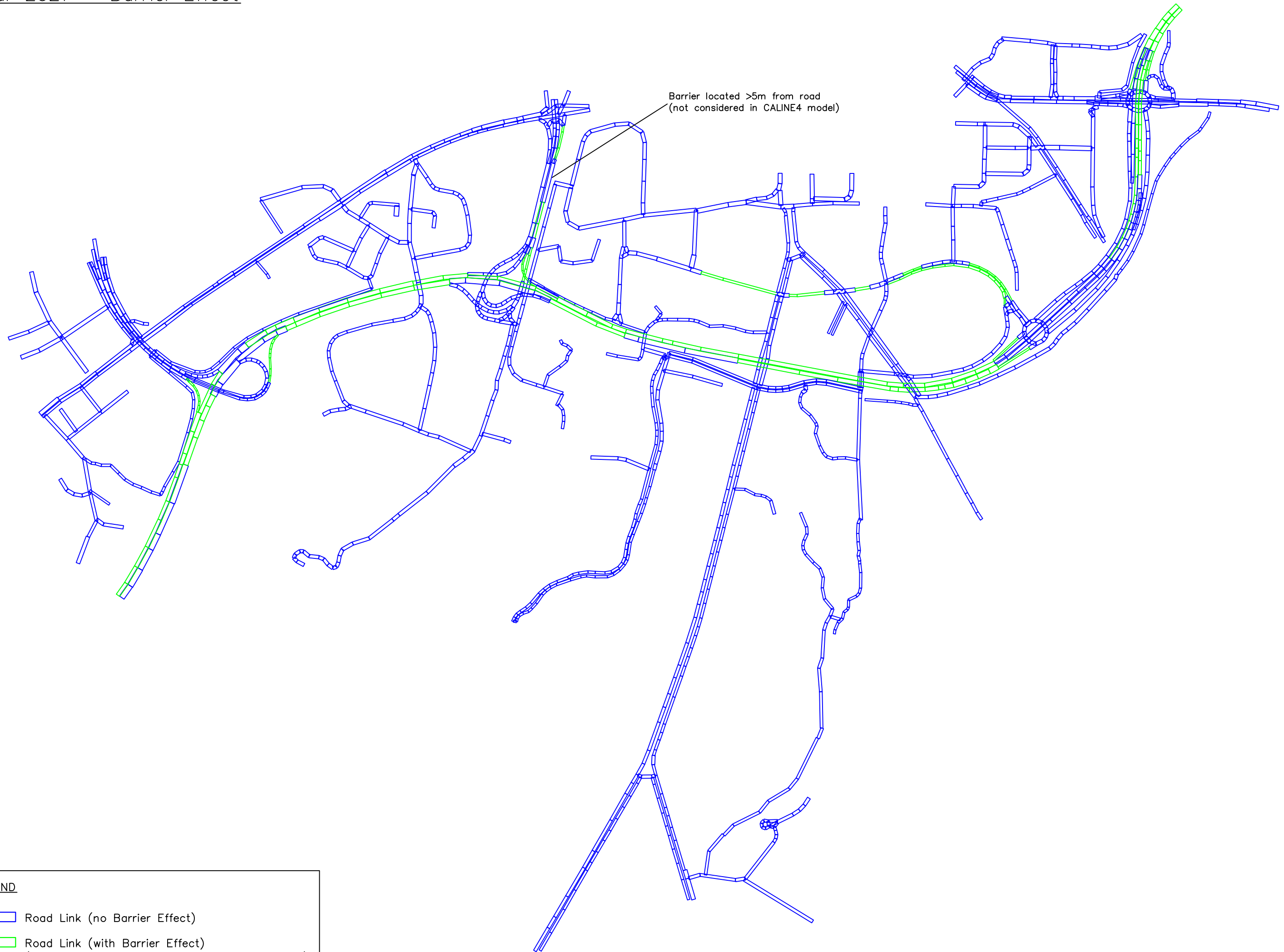
15













Barrier located >5m from road
(not considered in CALINE4 model)

LEGEND

-  Road Link (no Barrier Effect)
-  Road Link (with Barrier Effect)
(Modelled at tip of the barrier, no mixing zone)