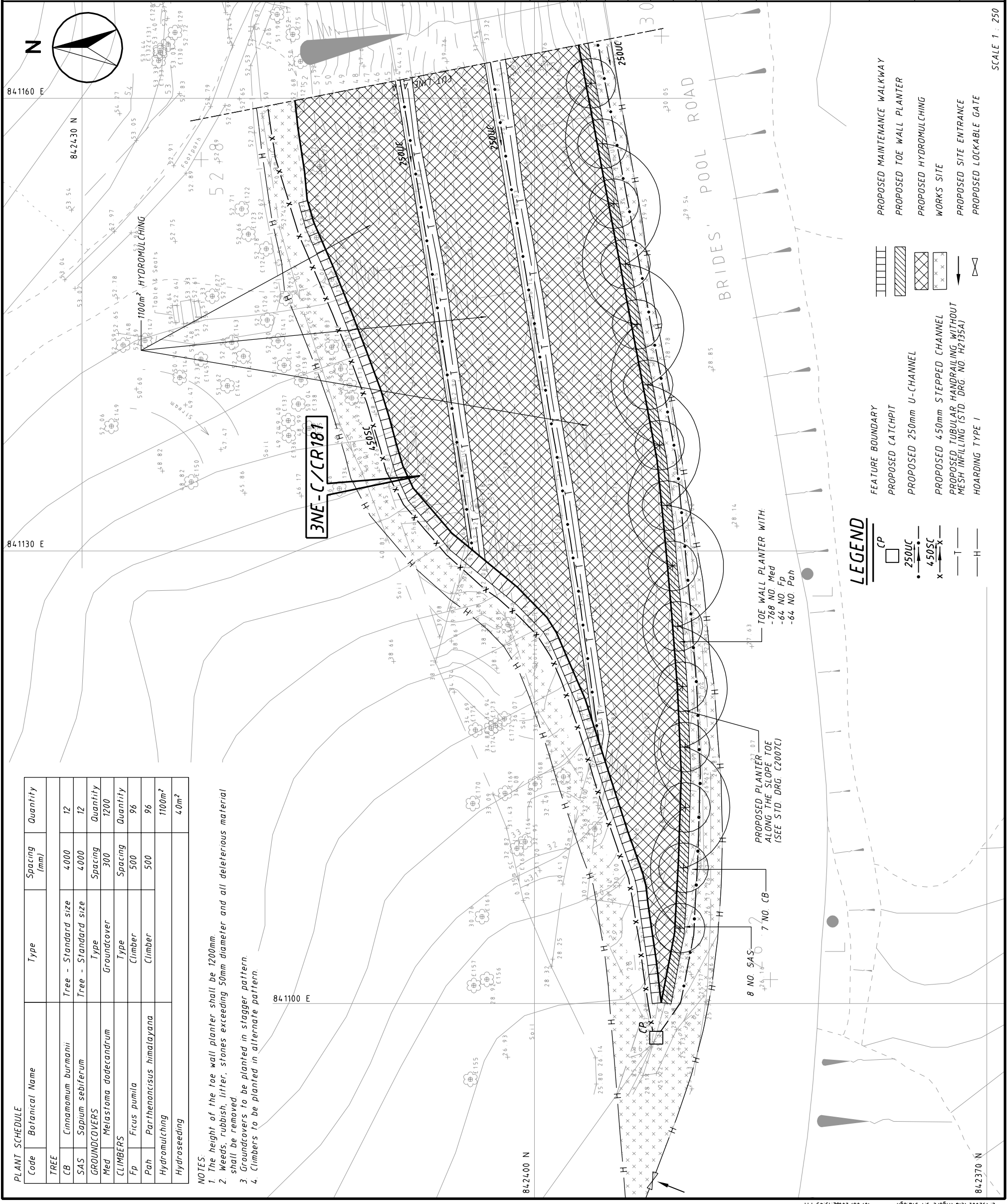


PLANT SCHEDULE

Code	Botanical Name	Type	Spacing (mm)	Quantity
TREE				
CB	Cinnamomum burmanii	Tree - Standard size	4000	12
SAS	Sapium sebiferum	Tree - Standard size	4000	12
GROUNDCOVERS				
Med	Melastoma dodrandrum	Groundcover	300	1200
CLIMBERS				
Fp	Ficus pumila	Climber	500	96
Pah	Parthenanctis himalayana	Climber	500	96
Hydroseeding				1100m ²
				4.0m ²

- NOTES:
- The height of the toe wall planter shall be 1200mm.
 - Weeds, rubbish, litter, stones exceeding 50mm diameter and all deleterious material shall be removed.
 - Groundcovers to be planted in stagger pattern.
 - Climbers to be planted in alternate pattern.



LEGEND

	FEATURE BOUNDARY
	PROPOSED CATCHPIT
	PROPOSED 250mm U-CHANNEL
	PROPOSED 450mm STEPPED CHANNEL
	PROPOSED TUBULAR HANDRAILING WITHOUT MESH INFILLING (STD. DRG. NO. H2135A)
	HOARDING TYPE 1
	CP
	250UC
	450SC
	x
	T
	H

	PROPOSED MAINTENANCE WALKWAY
	PROPOSED TOE WALL PLANTER
	PROPOSED HYDROMULCHING
	WORKS SITE
	PROPOSED SITE ENTRANCE
	PROPOSED LOCKABLE GATE

No	Date	Description	SOSL	Initial
A	06/04	GENERAL REVISION	SOSL	

REVISION	Name	Date
Designed	SOSL	08/03
Drawn	CJC	08/03
Checked	KSL	
Approved	HYN	

Contract No.	GE/2004/11
Figure No.	5.1 (REV. A)
Drawing Title	

LANDSCAPING PROPOSAL PLAN
FOR FEATURE NO. 3NE-C/CR181

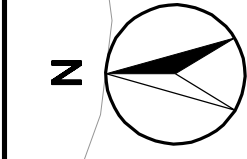
(SHEET 1 OF 2)

GEOTECHNICAL ENGINEERING
OFFICE

CIVIL ENGINEERING
DEPARTMENT



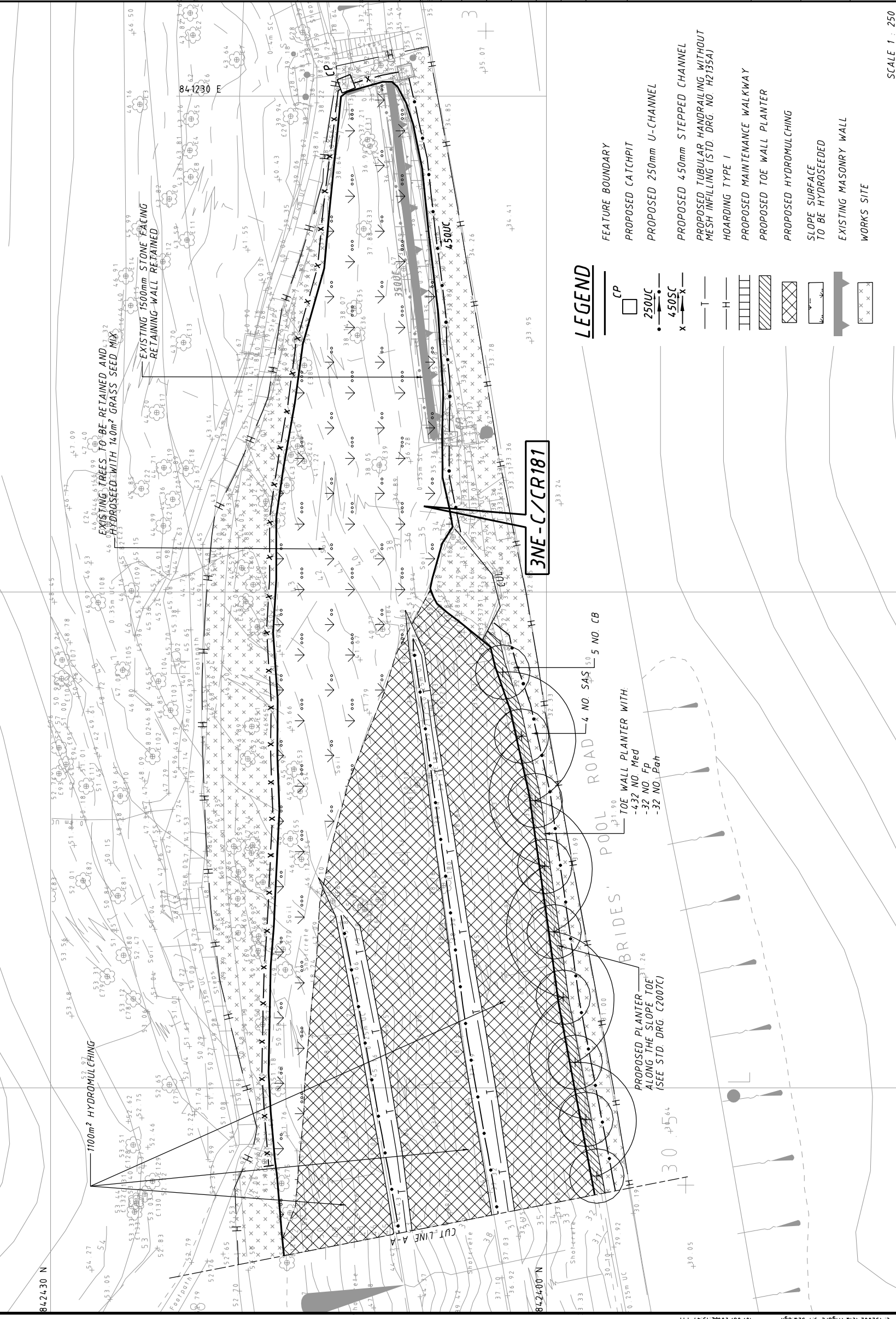
SCALE 1 : 250



- NOTES:**
1. The height of the toe wall planter shall be 1200mm.
 2. Weeds, rubbish, litter, stones exceeding 50mm diameter and all deleterious material shall be removed.
 3. Groundcovers to be planted in stagger pattern.
 4. Climbers to be planted in alternate pattern.

PLANT SCHEDULE

Code	Botanical Name	Type	Spacing (mm)	Quantity
TREE				
CB	Cinnamomum burmahii	Tree - Standard size	4000	12
SAS	Sapium sebiferum	Tree - Standard size	4000	12
GROUNDCOVERS				
Med	Melastoma dodecandrum	Groundcover	300	1200
CLIMBERS				
Fp	Ficus pumila	Climber	500	96
Path	Parthenocissus himalayana	Climber	500	96
Hydramulching				
				1100m ²
				14.0m ²



LEGEND

- CP
- 250UC
- 450SC
- PROPOSED 250mm U-CHANNEL
- PROPOSED 450mm STEPPED CHANNEL
- PROPOSED TUBULAR HANDRAILING WITHOUT MESH INFILLING (STD. DRG. NO. H2135A)
- HOARDING TYPE 1
- PROPOSED MAINTENANCE WALKWAY
- PROPOSED TOE WALL PLANTER
- PROPOSED HYDRAMULCHING
- SLOPE SURFACE TO BE HYDROSEEDED
- EXISTING MASONRY WALL
- WORKS SITE

No	Date	Description	SOSL	Initial
A	06/04	GENERAL REVISION		

REVISION	Name	Date
Designed	SOSL	08/03
Drawn	CJC	08/03
Checked	KSL	
Approved	HYN	
Contract No.	GE/2004/11	
Figure No.	5.1	(REV. A)
Drawing Title	LANDSCAPING PROPOSAL PLAN FOR FEATURE NO. 3NE-C/CR181	

GEOTECHNICAL ENGINEERING OFFICE

CIVIL ENGINEERING DEPARTMENT

