

2005 9



The Hongkong Electric Co., Ltd.

—

1.	引言.....	1
2.	基本資料.....	1
	2.1	1
	2.2	1
	2.3	1
	2.4	2
	2.5	2
	2.6	2
	2.7	2
3.	規劃大綱及計劃的執行.....	3
4.	對環境可能造成的影響.....	3
	4.1	3
	4.2	4
5.	納入設計中的環保措施.....	6
6.	使用先前通過的環境影響評估報告.....	6

:

1. _____

“
350

“ /

499 (2- I)

II 250 499 2 -

2. _____

2.1 _____

2.2 _____

365 3,420 55 250 350
350 125
350

2.3 _____

:

2.4

24a

2.5

1)

2- II

250

2)

)

2- I

(

350

2.6

2843 3268

(())

2843 3205

2.7

250

80°C ()

210

/

350

26a

:

a)

b)

c)

d)

e)

26b

250

:

3. _____

:

2006	4	1
2006	9	1
2007	10	1
2008	8	1
2009	7	1
2010	4	1

4. _____

4.1 _____

“ / ”

/

4.1a

200ppm

:

4.2 _____

4.2.1

a)

b)

()

(螭)

c)

d)

e)

過往為 而有可能受污染
前 進行土地勘察污染評估並會根據環保署發出的有關指引去清除
污染 從而對健康及環境的風險減至最低。

4.2.2

a)

:

b)

c)

d)

e)

f)

:

5.

:

a)

▪

▪

▪

▪

b)

6.

:

7 8

:

:

EIA-012/BC

:

1992 5

:

:

:

—
:

1,800

:

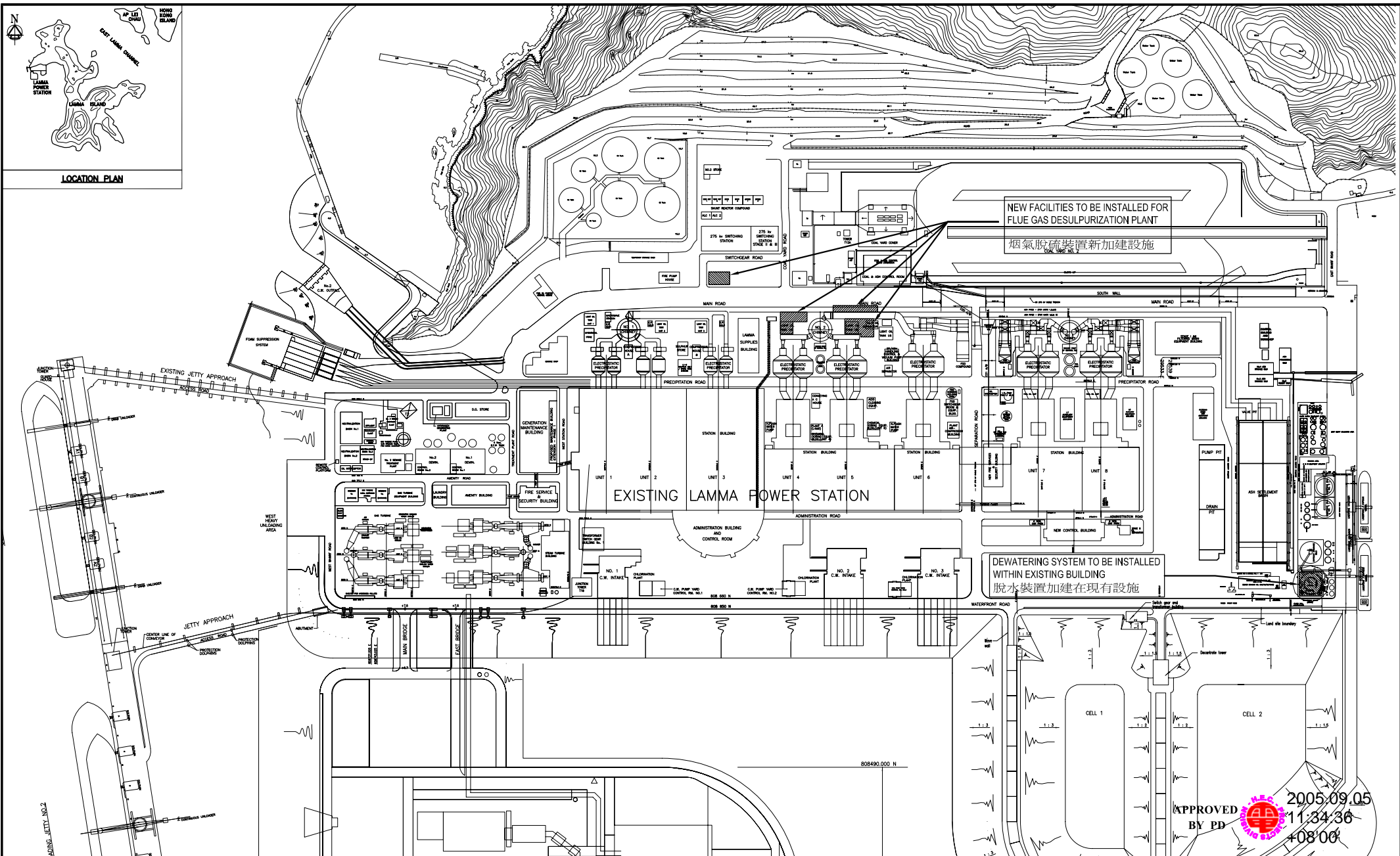
AEIAR-010/1999

:

1999 5

:

:



APPROVED
BY PD

2005.09.05
11:34:36
+08'00'

Rev.	Description	Date	Amended	Checked	Approved

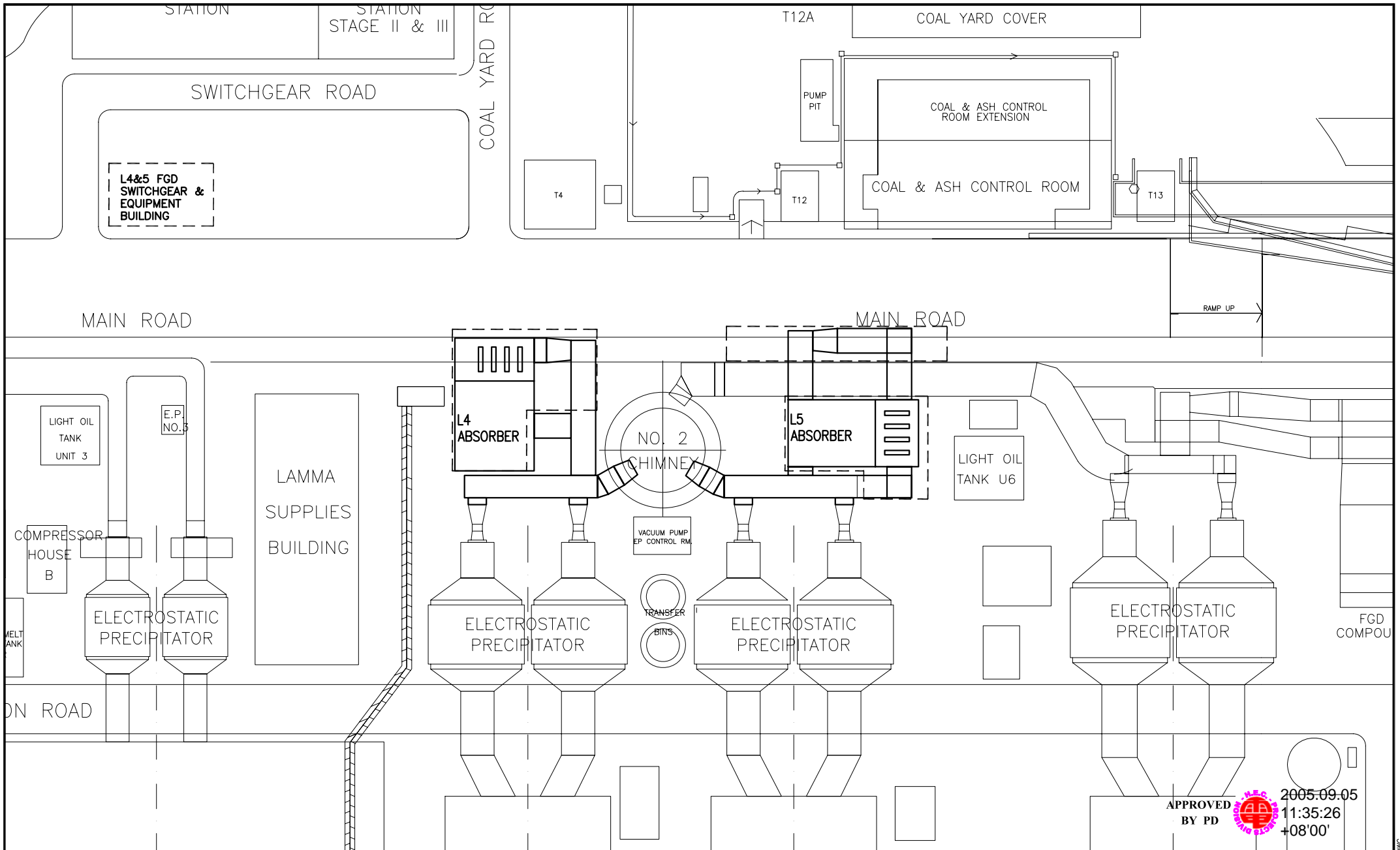
The Hongkong Electric Co Ltd
香港電燈有限公司
Projects Division
The Hongkong Electric Group



Project LAMMA POWER STATION
UNITS L4 & L5 FLUE GAS DESULPHURIZATION PLANT RETROFIT PROJECT
Drawing Title Fig 2.4a LOCATION OF PROPOSED NEW FACILITIES FOR L4 & L5 FGD PLANT
圖 2.4a 第四及五號機組煙氣脫硫裝置新加建設施位置圖

Drawn	Leo	Checked	MWK Chu	Approved	YL Kwan
Scale	NTS		Date	Sept 2005	
Drawing No.	504/06/030/4001			Rev.	

CAD ref.: LAN2500.DWG



APPROVED BY PD
 2005.09.05 11:35:26 +08'00'

Rev.	Description	Date	Amended	Checked	Approved

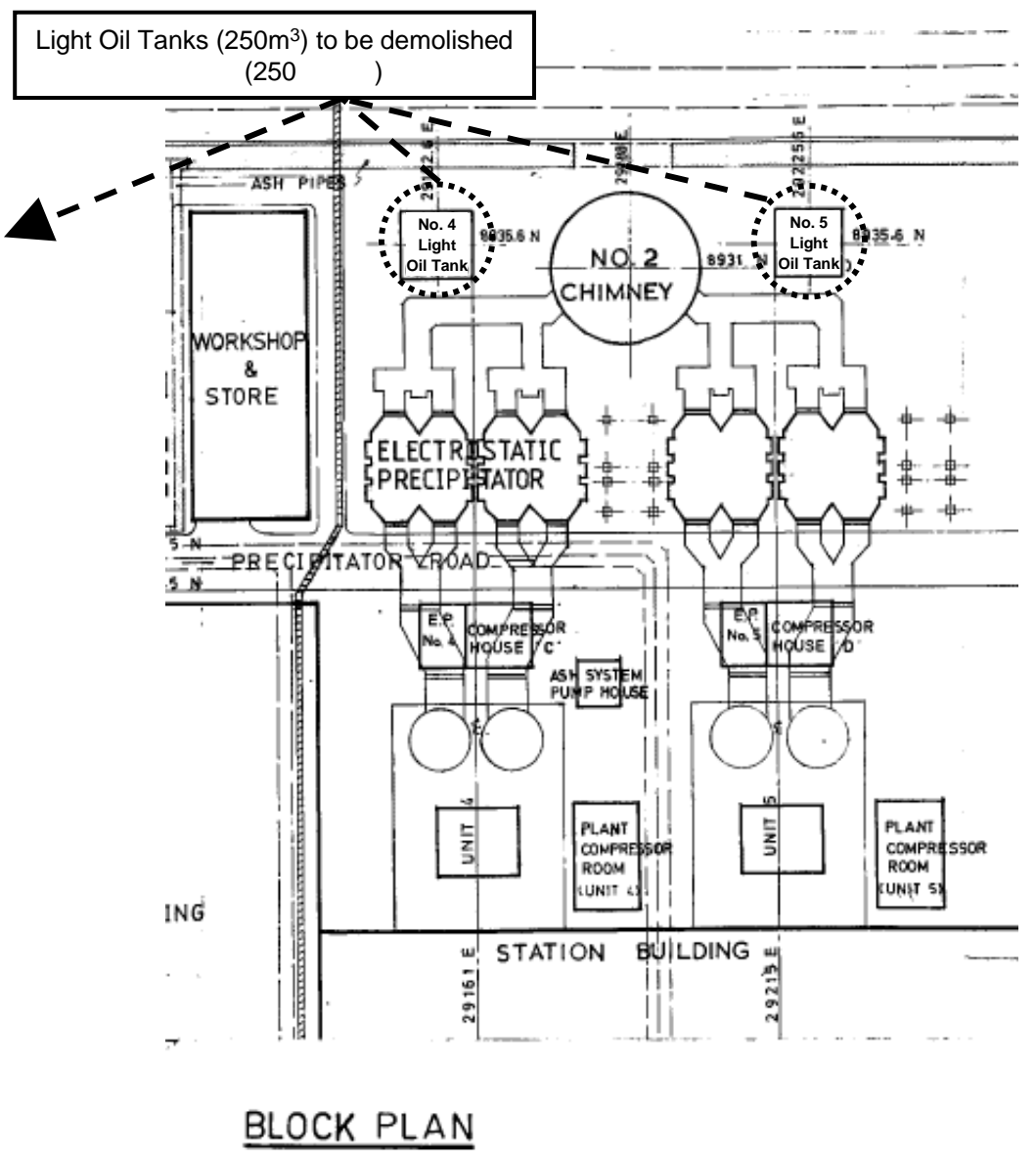
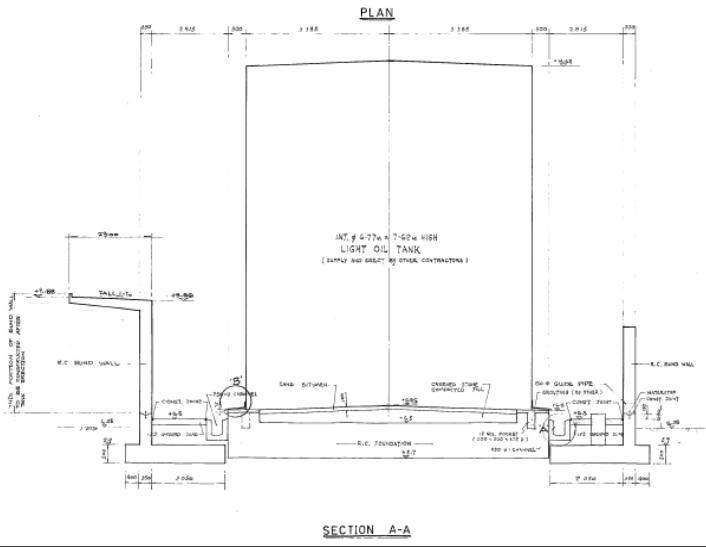
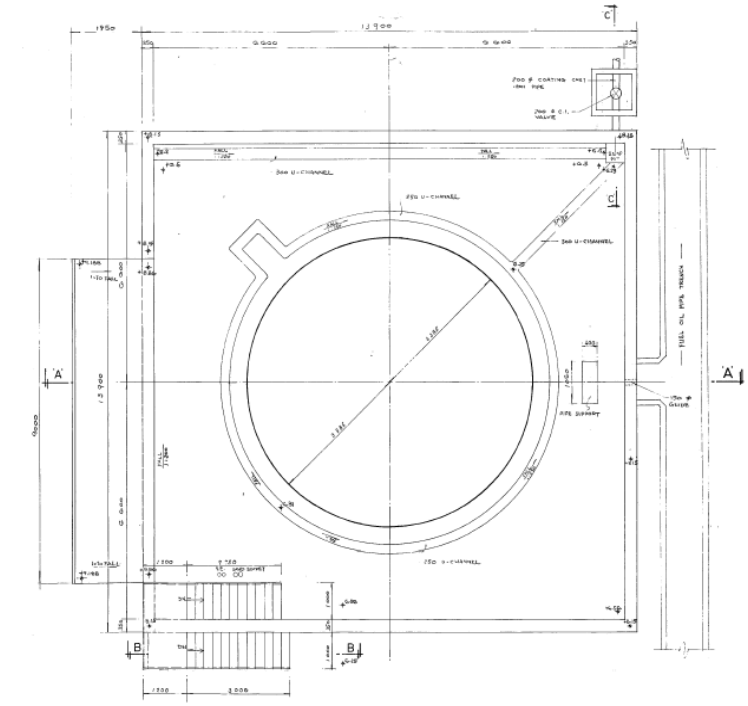
The Hongkong Electric Co Ltd
 香港電燈有限公司
 Projects Division
 The Hongkong Electric Group



Project LAMMA POWER STATION
 UNITS L4 & L5 FLUE GAS DESULPHURIZATION PLANT RETROFIT PROJECT
 Drawing Title Fig.2.6a GENERAL ARRANGEMENT OF THE ADDITIONAL EQUIPMENT FOR L4 & L5 FGD PLANT
 圖2.6a 第四及五號機組煙氣脫硫裝置新加建設施佈置圖

Drawn Leo	Checked MWK Chu	Approved YL Kwan
Scale NTS	Date Sept 2005	
Drawing No. 504/06/030/4002		Rev.

CAD ref.: LAM2451.DWG



BLOCK PLAN

Figure 2.6b Arrangement of Existing Nos. 4 & 5 Light Oil Tanks (250m³) to be demolished (250)



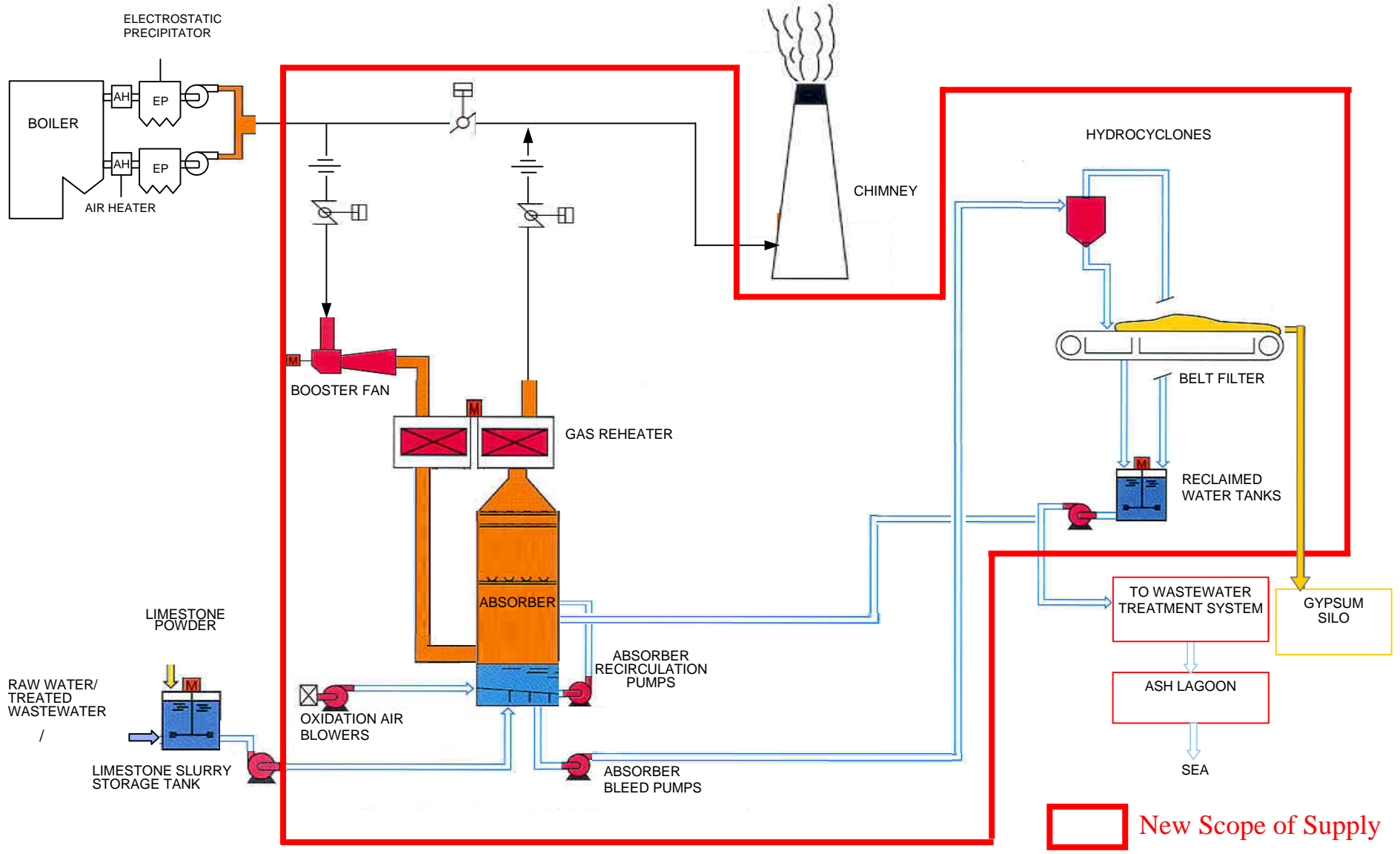


Figure 4.1a Schematic Diagram of Proposed FGD Plant
4.1a

