

Contract No. : EP/SP/52/06
Development of EcoPark in Tuen Mun Area 38

ENVIRONMENTAL MONITORING AND AUDIT

MONTHLY EM&A REPORT for

JUNE 2008

Environmental Pioneers & Solutions Limited
8/F, Chaiwan Industrial Centre Building
20 Lee Chung Street, Chaiwan, Hong Kong
Tel: 2889 0569 Fax: 2856 2010

APPROVAL SHEET

DOCUMENT DATE: 30 June 2008

Prepared and Certified by: ET Leader (Environmental Pioneers & Solutions Limited)

Signature: _____
Miss Patricia Chung

Date: _____

Verified by: _____
IEC

Date: _____

* IEC – Independent Environmental Checker

TABLE OF CONTENTS

EXECUTIVE SUMMARY	4
1. BASIC PROJECT INFORMATION	6
2. SUMMARY OF WORK ACTIVITIES AND CONSTRUCTION STATUS.....	8
3. STATUS OF ENVIRONMENTAL PROTECTION AND SITE INSPECTIONS.	10
4. SUMMARY OF ENVIRONMENTAL PERMIT AND LICENCES.....	15
5. CUMULATIVE LOG OF COMPLAINTS AND REMEDIAL ACTION.....	15
6. CUMULATIVE LOG OF NOTIFICATION OF SUMMONS AND PROSECUTIONS	15
7. CONCLUSION	15
APPENDIX 1 - SITE LAYOUT PLAN.....	17
APPENDIX 2 - THE CONTACT PERSONS, TELEPHONE NUMBERS OF KEY PERSONNEL FOR DEVELOPMENT OF ECOPARK IN TUEN MUN AREA 38	18
APPENDIX 3 – REVISED SITE LAYOUT PLAN FOR REFUSE COLLECTION POINTS.....	19
APPENDIX 4 - ORIGINAL LANDFILL GAS FIELD MEASUREMENT RECORDING SHEETS.....	20
APPENDIX 5 – CUMULATIVE LOG OF COMPLAINTS	24

EXECUTIVE SUMMARY

This is the twenty-fourth monthly Environmental Monitoring and Audit (EM&A) Report for the Environmental Protection Department Contract No. EP/SP/52/06 entitled “Development of EcoPark in Tuen Mun Area 38”. (Environmental Permit No. EP-226/2005)

This report contains the results and findings of site inspection activities and EM&A works carried out by the Environmental Team (ET) of the Works Contractor as required in the contract during June 2008.

The site activities in the reporting period mainly consisted of landscaping works and finishing works, fitting outs and building services installation for administration building and marine frontage management office.

Insufficient cover to stockpile of planting soil found beside Site Office was observed. The Contractor was reminded to properly cover stockpile of planting soil with tarpaulin sheet for better dust mitigation. Accumulated water found at the bottom of chemical storage cabinet should be removed. Insect eggs were also found on water surface of artificial pond in the administration office. Bleach was agreed to add into the pond to prevent mosquitoes breeding. Furthermore, regular pest control measures on site are needed as ant colonies and rats had been found in Road A and in site office area respectively.

ET noted no substantial noise impact during weekly environmental site walks.

The Contractor has used the temporary storage tank to store the effluent of aerobic wastewater treatment system and the stored effluent was pumped away regularly. As checked by the ET, there was no effluent discharge into the stormwater drain.

Landfill gas monitoring was carried out at site; measurement results were within the Action and Limit Levels in accordance with the EM&A Manual.

There were no notifications of summons or successful prosecution during June 2008.

The planned activities for July 2008 with regard to development of EcoPark consist of:

- 1) Finishing Works, Fitting Outs and Building Services Installation for Administration Building and Marine Frontage Management Office
- 2) Landscaping Works

1. BASIC PROJECT INFORMATION

1.1 Introduction

This is the twenty-fourth monthly Environmental Monitoring and Audit (EM&A) Report for the Environmental Protection Department Contract No. EP/SP/52/06 entitled “Development of EcoPark in Tuen Mun Area 38”. The site layout plan is shown in Appendix 1. The report was prepared by the Environmental Team, Environmental Pioneers & Solutions Limited, of the Works Contractor, Kaden Construction Limited. The report is to be submitted to the Works Contractor, the Engineer and the Environmental Protection Department for the project.

This report presents the results of the environmental monitoring of the project activities conducted during the month of June 2008. This included regular site inspections once per week for verification of implementation of the mitigation measures as recommended in the EM&A Manual and the Contractor’s Environmental Management Plan (EMP).

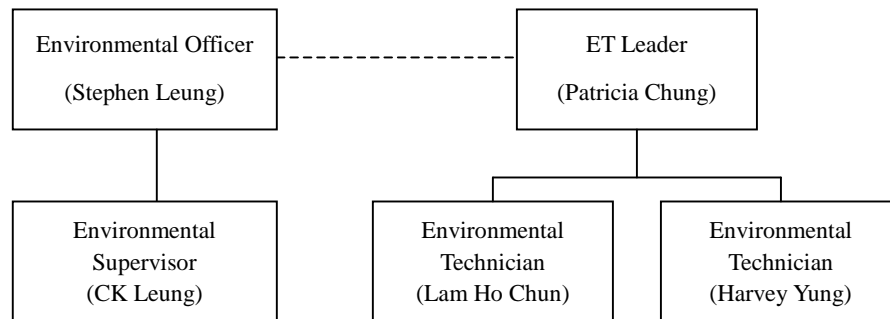
Phase 1 of the construction works has already commenced in July 2006 and is anticipated to complete in July 2008.

The contact person and telephone number of key personnel for the captioned project are shown in Appendix 2.

1.2 Project Organization and Management

The Works Contractor has commissioned Environmental Pioneers & Solutions Limited as the Environmental Team, which comprises the environmental team leader and the environmental technicians to undertake the environmental monitoring and audit work for this project. The project Organization Chart of Environmental Team is shown in Figure 1.1.

Figure 1.1 Organization Chart of Environmental Team



2. SUMMARY OF WORK ACTIVITIES AND CONSTRUCTION STATUS

2.1 Works Undertaken during the Month

A summary of the site installation works in this month, with the information of locations, activities, equipment/materials and dates of occurrence, is provided by the Contractor, as shown in Table 2.1.

Table 2.1 Work Activities for June 2008		
Item	Work Activities & Location	Date of Occurrence
1	Landscaping works	1 June 2008 – 30 June 2008
2	Finishing works, fitting outs & building services installation for administration building & marine frontage management office	1 June 2008 – 30 June 2008

Machineries		
	Equipment/ Plant	Quantity
1	Mobile Crane	1
2	Excavator	3
3	Generator	2
4	Air Compressor	2
5	Roller	4
6	Loader	1
7	Grab Lorry	1
8	Crane Lorry	2
9	Water Truck	1
10	Dump Truck	1

Remarks:

- As informed by the Contractor, most equipment are mobile at site subject to work progress.
- Refer to Appendix 1 – Site layout plan for location of construction activities.

2.2 Future Key Issues

The Contractor has provided an updated construction program in Table 2.2 to show the planned activities for the coming month (July 2008). The anticipated environmental issues are summarized as follow:

Table 2.2 Construction Program and Anticipated Environmental Issues		
Item	Works	Anticipated Environmental Issues
1	Finishing works, fitting outs & building services installation for administration building & marine frontage management office	- Generation of waste from packaging materials and C&D wastes
2	Landscaping Works	<ul style="list-style-type: none"> - Dust may be generated; the wheel washing should be in operation - Stagnant water should be removed - Mosquito mitigation measures should be implemented - Stockpiles of excavated material should be covered with tarpaulin sheet

The site inspection schedule for the next month (July 2008) is designated on 2, 9, 16, 23 & 30 July 2008.

3. STATUS OF ENVIRONMENTAL PROTECTION AND SITE INSPECTIONS

3.1 Environmental Site Inspections

Environmental site inspections are required to inspect the construction activities of the Development of EcoPark in order to ensure that appropriate environmental protection and pollution control mitigation measures are properly implemented.

Site inspections were conducted on 4, 11, 18, and 25 June 2008

A detailed checklist of each site inspection together with comments, relevant photos and maps have been filed and kept.

The findings and results of site inspections are provided in Table 3.1:

Table 3.1 Summary of Site Inspections				
Date	Observations	Advice from ET	Outcome	Closing Date
4, 11, 18, 25 June 08	Idle chemical storage tanks found	Idle chemical storage tanks could be moved to storage area near the site office or use tarpaulin to properly cover it	To be observed in the next reporting period	--
4 June 08	Weeds were observed in the site office area	Needed to clear to prevent mosquitoes breeding.	To be observed in the next reporting period	--
4 June 08	Oil accumulated inside the chemical storage tank	Oil has to be pumped away to prevent soil contamination.	Action taken as advised by ET	18 June 08
4, 11 June 08	Water accumulated in the artificial pond and some insect eggs were found. Water accumulated in manhole covers and ditches.	Water in artificial ponds and ditch in the interior garden of the administration building could be drained away to prevent mosquito breeding. Anti-malaria oil can be applied on site when situation get worse in summer	Bleach was agreed to add into the pond instead of drainage due to in rainy period	18 June 08
4 June 08	Rats had been found in site office area	Pest control measures must be taken ASAP	Action taken as advised by ET	11 June 08

4 June 08	Ant colonies had been observed in gardening area in front of the administration hall main entrance	Pest control measures must be taken ASAP	Action taken as advised by ET	11 June 08
-----------	--	--	-------------------------------	------------

3.2 Air Dust

Excavation work at Road F near site office was finished and the site exit at Road F was closed. The site exit at Road A remained and manual wheel washing was used.

Insufficient cover to stockpile of planting soil found beside Site Office was observed. The Contractor was reminded to properly cover stockpile of planting soil with tarpaulin sheet for better dust mitigation.

3.3 Noise

The major noise source was vehicle movement, machinery and rock excavation in the EcoPark. Since the nearby NSRs were remote, the noise impact was minimal. There was no specific observation noted regarding noise issue. The Contractor has obtained the Construction Noise Permit on 07 August 2007.

3.4 Surface Water Quality

Since there was no water discharge at manhole, the Contractor removed the silt curtain installed at discharge point on 4 April 2007, as agreed by the Engineer's Representative. No muddy water was observed at discharge point.

Chemical toilets (3 nos.) have been provided by a licensed contractor, of which sewage generated is collected every three to five days without causing contamination on surface water. The Effluent Discharge License was issued to the Contractor on 20 November 2006.

The temporary storage tank was used to store the effluent of aerobic wastewater treatment system and the stored effluent was pumped away regularly. As checked by the ET, there was no effluent discharge into the storm water drain.

3.5 Visual and Landscape Impact

Hoarding was erected at the site egress and aligned along the site boundary along Lung Mun Road. Hoardings were specially designed to be movable for future re-use in other locations.

During site clearance, trees were relocated and to be replanted for landscaping in the future in EcoPark.

3.6 Waste / Chemical Waste

Water and oil were found accumulated at the bottom of chemical waste storage tank. The Contractor was reminded to remove water and oil in order to prevent soil contamination.

The Contractor implemented visual inspection and distributed flyers/ notices to ensure all dump trucks have mechanical covers closed when leaving EcoPark site.

Separate waste collection bins were made available for collecting aluminum cans, waste paper and plastic bottles etc. The Contractor has provided the revised site layout plan for refuse collection points as shown in Appendix 3.

Waste dumpers were used for the collection and storage of general waste. Temporary storage areas for waste metals and waste tyres were established.

The Contractor has provided sufficient drip trays for all temporary electricity generators at site. These drip trays should be covered by tarpaulin sheet to minimize rainfall accumulation.

Excavated materials are reused as back-fill material to balance cut and fill and hence reduce the generation of materials. Surplus materials are returned to stock in centralized

area with suitable protective measures. The Contractor was reminded to comply with the requirements and conditions for disposal at public fill facility and all oversized aggregates should be crushed to less than 250mm before delivering to the public fill.

Materials are recycled and re-used at site as much as practicable to minimize waste generation. Timbers are recycled to make temporary tools and access ladders etc. Excavated rocks, concrete and asphalts are stored for future re-use in land formation and structural construction etc.

Registered waste collectors will be arranged to collect and transport the wastes whenever necessary.

Table 3.4 provides a summary table of waste disposal in June 2008. The Contractor has been reminded to keep good record at site in order to have a clear presentation of waste disposal.

Table 3.4 Summary of Waste Disposal in June 2008			
Type of Waste	Disposal Site	Quantity	Remarks
General Waste	WENT Landfill	4.76 tonnes	-
Inert C&D Material	Public Fill Facility	56.64 tonnes	-

3.7 Landfill Gas

Landfill gas (LFG) monitoring was carried out on site at three (3) locations, as instructed by the Engineer's Representative. LFG measurements on 4, 11, 18 and 25 June 2008 are summarized in Table 3.5, and original field measurement sheets with measurement locations are appended in Appendix 4. Measurement results are within the Action / Limit Levels in accordance with the EM&A Manual, as shown in Table 3.6.

Table 3.5 Summary of LFG Measurement for the reporting month						
Sampling Location	Date of Measurement	Sampling Time	Weather Condition	Methane (CH ₄) %LEL	Carbon Dioxide (CO ₂) %LEL	Oxygen (O ₂)
Point A	4 June 08	1041	Overcast	0	0	20.9%
Point J	4 June 08	1043		0	0	20.9%
Point K	4 June 08	1045		0	0	20.9%
Point A	11 June 08	1052	Fine	0	0	20.9%

Table 3.5 Summary of LFG Measurement for the reporting month						
Sampling Location	Date of Measurement	Sampling Time	Weather Condition	Methane (CH ₄) %LEL	Carbon Dioxide (CO ₂) %LEL	Oxygen (O ₂)
Point J	11 June 08	1054		0	0	20.9%
Point K	11 June 08	1056		0	0	20.9%
Point A	18 June 08	1205	Rain	0	0	20.9%
Point J	18 June 08	1207		0	0	20.9%
Point K	18 June 08	1209		0	0	20.9%
Point A	25 June 08	1527	Rain	0	0	20.9%
Point J	25 June 08	1529		0	0	20.9%
Point K	25 June 08	1531		0	0	20.9%
Remarks:						
1) As instructed by the Engineer's Representative, the landfill gas measurements were carried out with two instruments : one for the measurements of methane and carbon dioxide, another for the measurement of oxygen.						

Table 3.6 Action Levels, Limit Levels and Event and Action Plan for LFG (From EM&A Manual)		
Parameter	Level	Action
Oxygen	Action Level < 19% O ₂	Ventilate trench/ void to restore O ₂ to > 19%
	Limit Level < 18% O ₂	Stop works Evacuate personnel/prohibit entry Increase ventilation to restore O ₂ to > 19%
Methane (CH ₄)	Action Level >10% LEL	Post "No Smoking" signs Prohibit hot works Increase ventilation to restore CH ₄ to <10% LEL
	Limit Level >20% LEL	Stop works Evacuate personnel/prohibit entry Increase ventilation to restore CH ₄ to <10% LEL
Carbon Dioxide (CO ₂)	Action Level >0.5% CO ₂	Ventilate to restore CO ₂ to < 0.5%
	Limit Level >1.5% CO ₂	Stop works Evacuate personnel/prohibit entry Increase ventilation to restore CO ₂ to < 0.5%

4. SUMMARY OF ENVIRONMENTAL PERMIT AND LICENCES

ET has checked with the Contractor for the status of all environmental permits and licenses for this project as at June 2008, which is summarized in Table 4.1. ET will follow the application process of the outstanding permits / licenses and will provide suitable assistance whenever appropriate.

Table 4.1 Summary of Environmental Permits/ Licences				
Description	License / Permit No.#	Date of Issue	Date of Expiry	Status/Remarks
Environmental Permit	EP-226/2005	9-Sept-2005	--	Issued
Registration of Waste Producer	5111-421-K2869-02	27-Jul-2006	--	Issued
Construction Noise Permit	GW-RW0402-07	07-Aug-2007	28-Feb-2008	Expired
Effluent Discharge Licence	EP760/421/011762/I	20-Nov-2006	1-Dec-2011	Issued

5. CUMULATIVE LOG OF COMPLAINTS AND REMEDIAL ACTION

The cumulative log of complaints is referred in Appendix 5.

6. CUMULATIVE LOG OF NOTIFICATION OF SUMMONS AND PROSECUTIONS

No notification of summons and no prosecutions occurred during June 2008.

7. CONCLUSION

There is no summon nor prosecutions reported during June 2008.

Effluent of aerobic wastewater treatment system was temporarily stored in the storage tank and pumped away. As checked by the ET, there was no effluent discharge into the stormwater drain.

Accumulated mixture of oil was found at the bottom of chemical waste storage cabinet in the reporting period. Contractor has already taken action to remove oil. However, water has been found accumulated in the cabinet. In addition, accumulated water has

also been observed in certain areas. Insect eggs had been found on water surface in artificial pond in administration hall. Bleach was agreed to add into the pond instead of draining water away due to consecutive rainy days to prevent mosquitoes breeding.

An ant colony was found in the Road A and Rats had been found in the site office area. Contractor was reminded to take pest control measures on site.

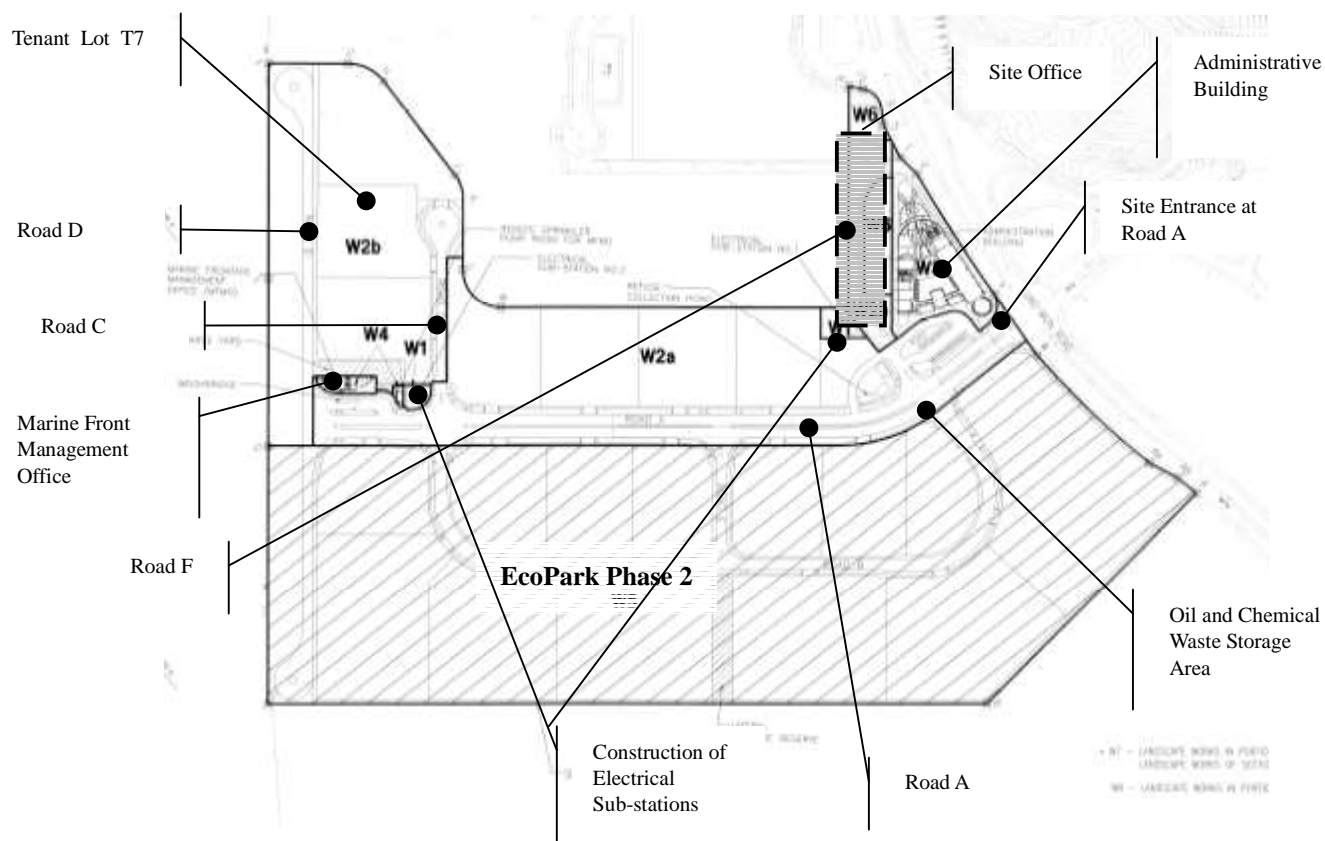
The Contractor has been using the waste management and record system including allocation of waste storage areas and the trip ticket system as proposed in the Environmental Management Plan.

In addition to the daily landfill gas monitoring carried out by the Contractor on site, weekly landfill gas monitoring was also carried out by the ET on site. The measurement results from ET shown in Table 3.5 were within Action and Limit levels in accordance with EM&A Manual.

The GEM2000 had been agreed in the monthly meeting that would be calibrated after all excavation works are completed. In addition, ET has also gave advise to contractor that the instrument must be calibrated as soon as possible. Furthermore, the calibration of the O₂ measurement is valid until 07 September 2008

As in summer period at the moment, water accumulated in ditch, artificial ponds and manhole covers has to be drained away regularly to avoid mosquito breeding. Furthermore, regularly pest control measures are also needed to avoid mosquito and ant problems on site.

APPENDIX 1 - SITE LAYOUT PLAN



APPENDIX 2 - THE CONTACT PERSONS, TELEPHONE NUMBERS OF KEY PERSONNEL FOR DEVELOPMENT OF ECOPARK IN TUEN MUN AREA 38

Company/Department	Name	Position	Telephone
Scott Wilson Ltd.	Mike Bains	Independent Environmental Checker	--
Scott Wilson Ltd.	Mr. Michael Lo	Senior Resident Engineer	6290 8860
Scott Wilson Ltd.	Mr. Andy Cheung	Resident Engineer	6111 9703
Scott Wilson Ltd.	Mr. C S Lam	Senior Inspector of Works	9861 8011
Kaden Construction Limited	Mr. K M Book	Project Manager	9193 8680
Kaden Construction Limited	Mr. Stephen Leung	Section Agent	9071 7657
Environmental Pioneers & Solutions Limited	Miss. Patricia Chung	Environmental Team Leader	2185 0123
Environmental Pioneers & Solutions Limited	Mr. Harvey Yung	Environmental Technician	2185 0172
Environmental Pioneers & Solutions Limited	Mr. Lam Ho Chun	Environmental Technician	2185 0154

Site Layout Plan for Refuse Collection Points

15 AUG 2007

⊗ - Refuse Collection Points

Project: RECOVERY
 Date: 15 AUG 2007
 Drawing No: 07.252/SNL/C/4010
 Scale: 1:1000

Environmental Protection Department
 Aedas
 HK Subcon Limited

CONTRACT NO. EPD/EPH/03
 DEVELOPMENT OF EDPARK
 IN TUCK MUI AREA 28

Drawing No: 07.252/SNL/C/4010
 Title: SITE LAYOUT PLAN

**APPENDIX 4 - ORIGINAL LANDFILL GAS FIELD MEASUREMENT
RECORDING SHEETS**

Kaden Construction Limited

EPD Contract No. EP/SP/52/06

Job No. K0603

Development of EcoPark in Tuen Mun Area 38

Daily Air Monitoring 每日空氣監測記錄

Detector: 測試器	Model 型號: GEM 2000	Last calibration 上次檢測: 03 Apr. 07
	S/N 編號: GM-08793	Next calibration 下次檢測: 02 Apr. 08

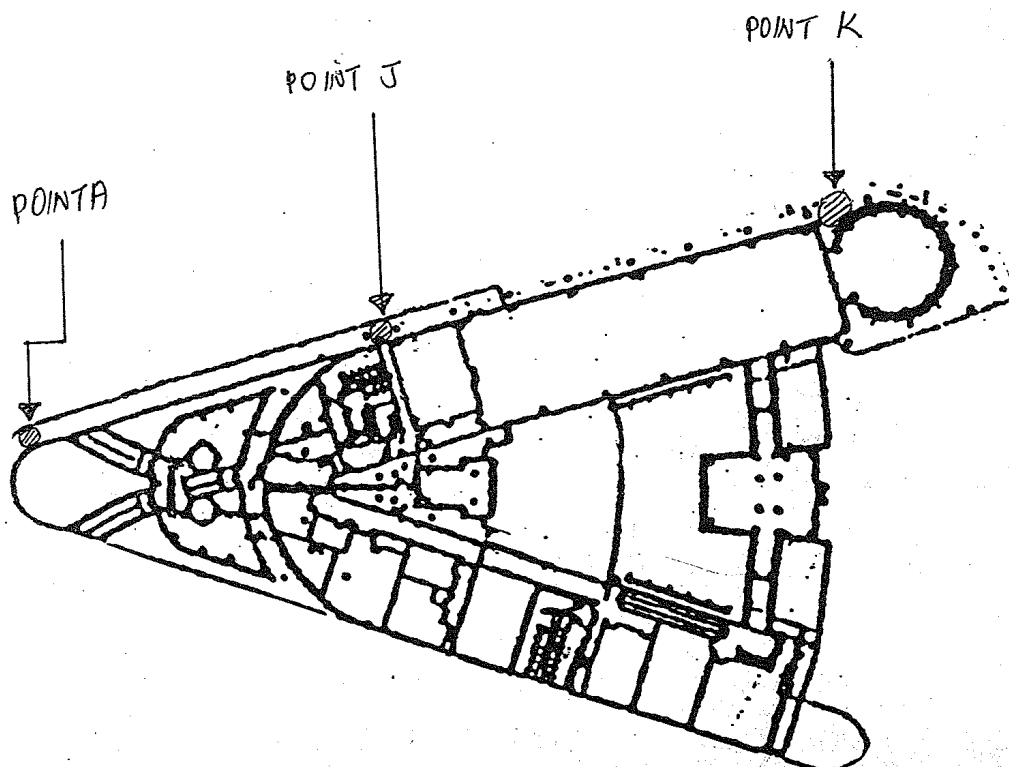
Date of Monitor 監測日期: 4-6-08 Performed by: William Wong

Location 位置	Time 時間 (hrs)	Result 結果				
		CH ₄ (%)	CO ₂ (%)	O ₂ (%)	Bal. Gas (%)	Baro. Pressure ("Hg)
Point A	10:41	0	0	20.9	84.8	30.02
Point J (Lung Mun Road)	10:43	0	0	20.9	84.9	30.02
Point K (Lung Mun Road nr production Gallery)	10:45	0	0	20.9	84.9	30.02

Instrument for O₂ measurement: GasAlert MicroClip GAMIC-4-DL2 Serial no.: S103-13348

Site layout

Calibration valid until 07 Sep. 2008





Kaden Construction Limited

EPD Contract No. EP/SP/52/06

Job No. K0603

Development of EcoPark in Tuen Mun Area 38

Daily Air Monitoring 每日空氣監測記錄

Detector: Model 型號: GEM 2000	Last calibration 上次檢測: 03 Apr. 07
測試器 S/N 編號: GM-08793	Next calibration 下次檢測: 02 Apr. 08

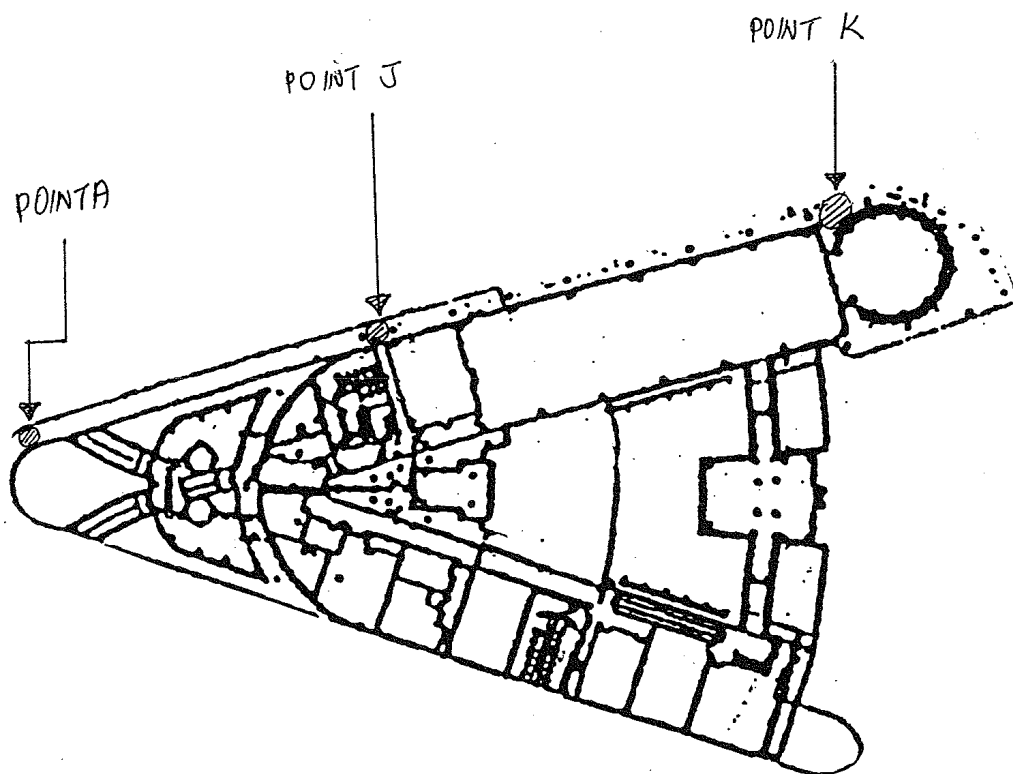
Date of Monitor 監測日期: 11-6-2008 Performed by: William Wang

Location 位置	Time 時間 (hrs)	Result 結果				
		CH ₄ (%)	CO ₂ (%)	O ₂ (%)	Bal. Gas (%)	Baro. Pressure ("Hg)
Point A	1052	0	0	20.9	84.9	29.74
Point J (Lung Mun Road)	1054	0	0	20.9	84.8	29.74
Point K (Lung Mun Road nr production Gallery)	1056	0	0	20.9	84.9	29.74

Instrument for O2 measurement: GasAlert MicroClip GAMIC-4-DL2 Serial no.: S103-13348

Site layout

Calibration valid until 07 Sep. 2008





Kaden Construction Limited

EPD Contract No. EP/SP/52/06

Job No. K0603

Development of EcoPark in Tuen Mun Area 38

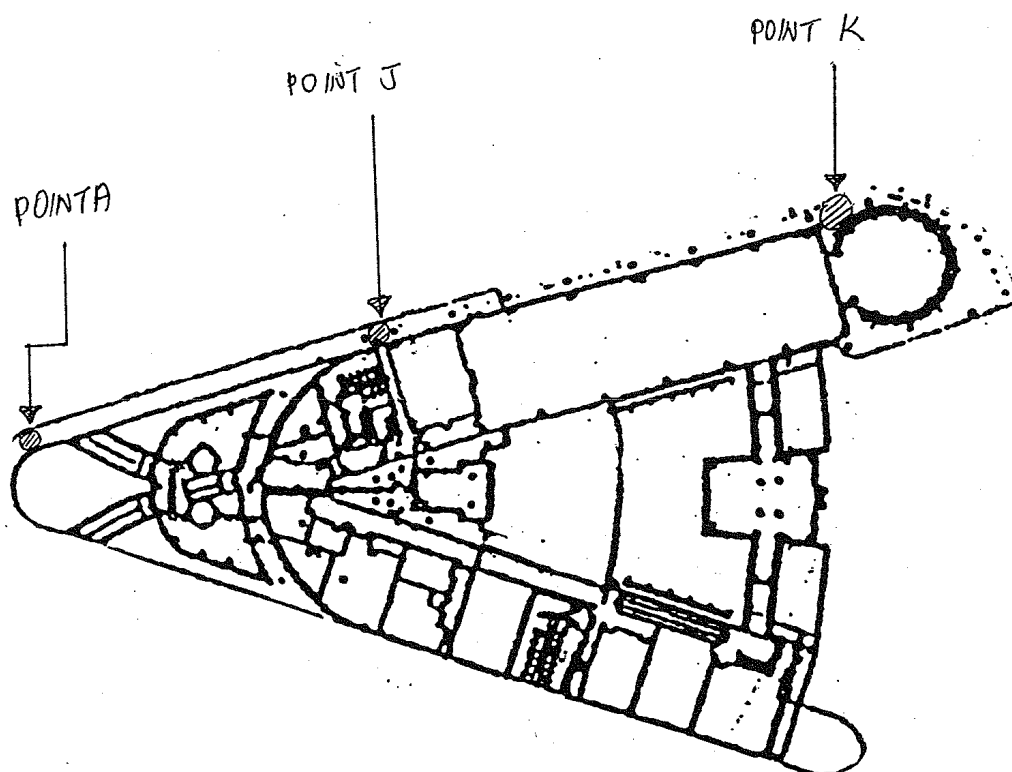
Daily Air Monitoring 每日空氣監測記錄

Detector: 測試器	Model 型號 : GEM 2000	Last calibration 上次檢測: 03 Apr. 07				
	S/N 編號 : GM-08793	Next calibration 下次檢測: 02 Apr. 08				
Date of Monitor 監測日期 : 18-6-08		Performed by: William Wong				
Location 位置	Time 時間 (hrs)	Result 結果				
		CH ₄ (%)	CO ₂ (%)	O ₂ (%)	Bal. Gas (%)	Baro. Pressure ("Hg)
Point A	1205	0	0	20.9	84.9	29.71"
Point J (Lung Mun Road)	1207	0	0	20.9	85.0	29.71"
Point K (Lung Mun Road nr production Gallery)	1209	0	0	20.9	84.9	29.71"

Instrument for O₂ measurement: GasAlert MicroClip GAMIC-4-DL2 Serial no.: S103-13348

Site layout

Calibration valid until 07 Sep. 2008





Kaden Construction Limited

EPD Contract No. EP/SP/52/06

Job No. K0603

Development of EcoPark in Tuen Mun Area 38

Daily Air Monitoring 每日空氣監測記錄

Detector: Model 型號 :	GEM 2000	Last calibration 上次檢測:	03 Apr. 07
測試器 S/N 編號 :	GM-08793	Next calibration 下次檢測:	02 Apr. 08

Date of Monitor 監測日期 : 25-6-08

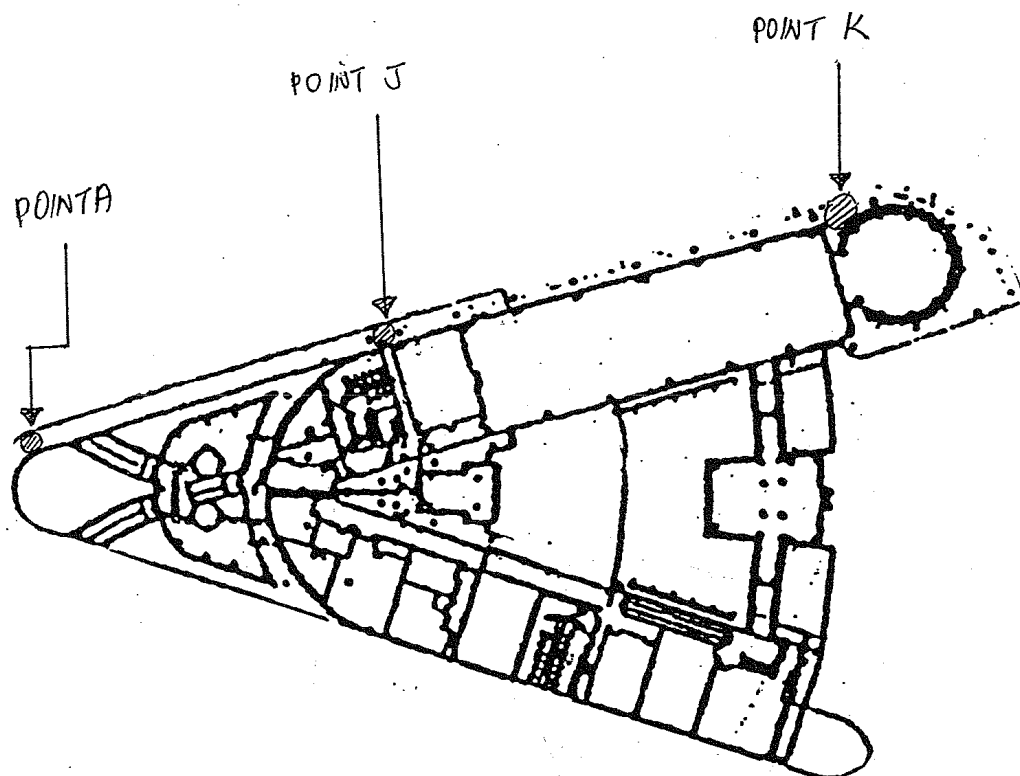
Performed by: William Wong

Location 位置	Time 時間 (hrs)	Result 結果				
		CH ₄ (%)	CO ₂ (%)	O ₂ (%)	Bal. Gas (%)	Baro. Pressure ("Hg)
Point A	1527	0	0	20.9	84.9	30.24"
Point J (Lung Mun Road)	1529	0	0	20.9	85.0	30.24"
Point K (Lung Mun Road nr production Gallery)	1531	0	0	20.9	84.9	30.24"

Instrument for O₂ measurement: GasAlert MicroClip GAMIC-4-DL2 Serial no.: S103-13348

Site layout

Calibration valid until 07 Sep. 2008



APPENDIX 5 – CUMULATIVE LOG OF COMPLAINTS**CUMULATIVE LOG OF COMPLAINTS**

Environmental Parameters	No. of Outstanding Complaints	No. of complaints received in April 2008	Cumulative no. of complaints received since the commencement of project
Air	0	0	2
Noise	0	0	0
Water	0	0	0
Waste	0	0	0
Total	0	0	2

DETAILS OF COMPLAINTS AND REMEDIAL ACTIONS

Log Ref.	Date of Complaint received	Location	Complainant /Date	Details of Complaint	Investigation /Mitigation Action	Investigated by/ Date
-	-	-	-	-	-	-