



Our Ref: JC/MC/KW/N77566/25/ss
Your Ref: -

14 January 2025

The EIA Ordinance Register Office,
27th floor, Southorn Centre,
130 Hennessy Road,
Wan Chai, Hong Kong

Attn: Ms. Trista Lau

Dear Sirs,

Contract No. EP/SP/77/15
North-East New Territories Landfill Extension (NENTX)
NENTX - Submission of Quarterly EM&A Report (No. 8) - October to December 2024

In accordance with requirements of the EM&A Manual for the North East New Territories (NENT) Landfill Extension Project (the Project), we are now submitting 2 hard copies and one electronic copy (in CD-ROM format) of the Quarterly EM&A report (No. 8) - October to December 2024 dated 14 January 2025 together with ET's certificate letter and IEC's verification for your perusal.

If you have any questions, please contact our Matt Choy at 2902 5261.

Yours faithfully
For and on behalf of
VEOLIA HONG KONG HOLDING LIMITED


Billy Lo
Project Manager

Encl.

CC: EPD - Davy Lau / Ivy Law (email only)
Arup - Anson Cheung (email only)
MIEL- Steve Kok / Claudine Lee (email only)
Aurecon - Frederick Leong (1 copy and email)
VHK - JC, MC, KW

**Agreement No. CE
20/2004(EP) North
East New
Territories (NENT)
Landfill Extension**

Quarterly Environmental
Monitoring and Audit Report
(No. 8) – October to
December 2024

2025-01-14

Our Ref.: CL/91823/2098-VES
Date: 14 January 2025

By Email

Veolia Hong Kong Holding Limited
40/F, One Taikoo Place
979 King's Road
Quarry Bay
Hong Kong

Attn.: Mr. Colin Mitchell

Meinhardt Infrastructure and Environment Ltd
邁進基建環保工程顧問有限公司

10/F Genesis
33-35 Wong Chuk Hang Road
Hong Kong
香港黃竹坑道33-35號
創協坊10樓

Tel 電話: +852 2858 0738
Fax 傳真: +852 2540 1580

mail@meinhardt.com.hk
www.meinhardt-china.com
www.meinhardtgroup.com

Dear Sir

Re: Contract No. EP/SP/77/15
North-East New Territories Landfill Extension (NENTX)
Quarterly Environmental Monitoring and Audit Report (No.8) –
October to December 2024

I refer to Section 2.6 to 2.10 and Section 12.3 of the Environmental Monitoring and Audit Manual, regarding the submission of a quarterly Environmental Monitoring and Audit report. I hereby verify the captioned "Quarterly Environmental Monitoring and Audit Report (No.8) – October to December 2024" dated 14 January 2025.

Should you have any queries, please do not hesitate to contact the undersigned at 2859 5409.

Yours faithfully
MEINHARDT INFRASTRUCTURE AND ENVIRONMENT LTD



Claudine Lee
Independent Environmental Checker



your FIRST CHOICE | Innovative • High-quality • Value-added Solutions

Adelaide • Auckland • Bangkok • Beijing • Bahrain • Brisbane • Birmingham • Chennai • Coimbra • Danang • Dubai • Delhi • Egypt • Gurgaon • Golden Coast • Glasgow • Ho Chi Minh City • Hong Kong • Hanoi • Islamabad • Istanbul • Ireland • Japan • Jakarta • Johor Bahru • Karachi • Kenya • Kuala Lumpur • Kuwait • Lahore • London • Lisbon • Macau • Manila • Muzaffarabad • Myanmar • Melbourne • Malta • New York City • Nepal • Noida • Oman • Phnom Penh • Perth • Peshawar • Qatar • Riyadh • Reading • Shanghai • Shenzhen • Singapore • Saudi Arabia • Sydney • Uae • Yangon

Aurecon Hong Kong Limited
Unit 1608, 16/F, Tower B,
Manulife Financial Centre,
223 – 231 Wai Yip Street, Kwun Tong
Hong Kong

T +852 3664 6888
F +852 3664 6999
E hongkong@aurecongroup.com
W aurecongroup.com



Ref: P521530-0000-REP-NN-0101

By Email

14 January 2025

Meinhardt Infrastructure & Environment Ltd.
10/F Genesis
33-35 Wong Chuk Hand Road
Hong Kong

Attn: Ms. Claudine Lee,

Dear Claudine,

Re: Contract No. EP/SP/77/15
Northeast New Territories Landfill Extension
Quarterly Environmental Monitoring and Audit Report (No. 8) – October to December
2024 R1

In accordance with the requirement specified in Section 2.7 to 2.11 & Section 12.3 of Updated Environmental Monitoring and Audit (EM&A) Manual, we are pleased to submit the certified “Quarterly Environmental Monitoring and Audit Report (No. 8) – October to December 2024” dated 14 January 2025 R1 for your verification.

Should you require any further information or clarification, please do not hesitate to contact the undersigned or our Mr. Keith Chau on 3664 6788.

Yours faithfully,
For and on behalf of
Aurecon Hong Kong Limited

A handwritten signature in blue ink, appearing to read "Fredrick Leong".

Fredrick Leong
Environmental Team Leader

Encl.

1. Quarterly Environmental Monitoring and Audit Report (No. 8) – October to December 2024 R1

cc.

1. Veolia (Contractor) – Mr. Matt Choy (By email: matt.choy@veolia.com)

Document Control Record

Document prepared by:

Aurecon Hong Kong Limited

Unit 1608, 16/F, Tower B, Manulife Financial Centre,
223 – 231 Wai Yip Street, Kwun Tong, Kowloon
Hong Kong S. A. R.

T +852 3664 6888

F +852 3664 6999



E hongkong@aurecongroup.com

W aurecongroup.com

A person using Aurecon documents or data accepts the risk of:

- a) Using the documents or data in electronic form without requesting and checking them for accuracy against the original hard copy version.
- b) Using the documents or data for any purpose not agreed to in writing by Aurecon.

Document control							aurecon
Report title		Quarterly Environmental Monitoring and Audit Report (No. 8) – October to December 2024					
Document ID			Project number		P521531		
File path							
Client		Veolia Hong Kong Holding Ltd.					
Client contact			Client reference				
Rev	Date	Revision details/status	Author	Reviewer	Verifier (if required)	Approver	
0	9 January 2025	Draft	Jason Man	Keith Chau		Fredrick Leong	
1	14 January 2025	Draft	Jason Man	Keith Chau		Fredrick Leong	
Current revision		0					

Approval			
Reviewer's signature		Approver's signature	
Name	Keith Chau	Name	Fredrick Leong
Title	Associate, Environmental	Title	Environmental Team Leader

Contents

Executive Summary	1
1. Introduction	3
2. Project Information	5
3. Air Quality Monitoring	9
4. Noise Monitoring	14
5. Water Quality Monitoring	18
6. Waste Management	24
7. Landfill Gas Monitoring	25
8. Landscape and Visual	28
9. Cultural Heritage	29
10. Ecological Monitoring	30
11. Site Inspection and Audit	31
12. Environmental Non-conformance	37
13. Implementation Status on Environmental Mitigation Measures	40
14. Conclusion	41

Figure

Figure 1	Location of the Project Site
Figure 2	Impact Monitoring Locations
Figure 3	Landfill Gas Monitoring Locations

Appendix

Appendix A	Construction Programme & Construction Site Activities
Appendix B	Project Organization Chart & Management Structure
Appendix C	Detail Status of FEP & EP Submission
Appendix D	Graphical Presentations
Appendix E	Notification of Environmental Quality Limits Exceedance
Appendix F	Waste Flow Table
Appendix G	Environmental Mitigation Implementation Schedule (EMIS)
Appendix H	Mitigation Measures of Cultural Landscape Features
Appendix I	Cumulative complaint / enquiry log and Summaries of complaints and enquiry

Executive Summary

- ES1. Aurecon Hong Kong Limited (Aurecon) was appointed to undertake the role of Environmental Team (ET) and carry out Environmental Monitoring and Audit for the North East New Territories (NENT) Landfill Extension.
- ES2. The construction phase and EM&A programme of the Project commenced on 1 December 2022.
- ES3. This 8th Quarterly EM&A Report presents the EM&A works conducted from 1 October to 31 December 2024 in accordance with the Updated EM&A Manual.

Summary of Construction Works undertaken during Report Period

- ES4. The major construction works undertaken during the reporting period include:

ES Table1 Major Construction Works undertaken during the Reporting Period

Construction Activities Undertaken	Reporting Month		
	Oct 2024	Nov 2024	Dec 2024
- Material loading and unloading, site traffic at Portion A, SBA to alternative disposal ground	✓	✓	✓
- Construction of site buildings at Portion D	✓	✓	✓
- Site clearance at Portion A, B2/E1, E3-1 & E4	✓	✓	✓
- Installation of permanent fencing at Portion A, B1 & E4	✓	✓	✓
- Site formation at Portion A, B2/E1, E3-1 & E4	✓	✓	✓
- Tree felling at whole site	✓	✓	✓
Shotcreting (Permanent and Temporary) at whole site	✓	✓	✓
Soil nail installation at Portion A, B2/E1 & E4	✓	✓	✓
Installation of minipile at Portion A			✓
Construction of RE wall at Portion E3-1			✓

Environmental Exceedance

Air Quality, Noise, Surface Water Quality & Landfill Gas Monitoring

- ES5. No exceedance of the Action and Limit Levels were recorded at designated monitoring stations during the reporting period.

Environmental Non-conformance/Compliant/Summons and Prosecution

- ES6. No non-conformance event & summons/prosecutions were recorded and received in this reporting period. One environmental complaint regarding the water quality was recorded on 28 November 2024. The relevant investigation is conducting by the related parties. The investigation results will be presented when the investigation has been completed.

1. Introduction

1.1 Background

- 1.1.1 The North East New Territories Landfill Extension (the NENTX Project) is located adjacent to the existing North East New Territories (NENT) Landfill at Ta Kwu Ling. The extension site is located in a valley covering mainly the existing NENT Landfill Stockpile and Borrow Area that was formed to the east of the existing landfill as part of the original site development of the landfill, and layout plan shown in **Figure 1**.
- 1.1.2 The NENTX is a designated project. The Environmental Impact Assessment (EIA) Report (AEIAR-111/2007) and an Environmental Monitoring and Audit (EM&A) Manual were approved on 20 September 2007. The project is governed by an Environmental Permit (EP) (EP-292/2007) which was granted on 26 November 2007. A further of EP (FEP) was applied and the FEP (FEP-01/292/2007) was subsequently granted on 28 April 2022. Another further of EP (FEP-02/292/2007) was subsequently granted on 23 August 2023. The Updated EM&A Manual was approved by Director of Environmental Protection (DEP) on 4 January 2024.
- 1.1.3 In accordance with the requirements specified in Section 2.7 to 2.11 and Section 12.3 of the Updated EM&A Manual, Quarterly EM&A report should be submitted to the DEP within 10 working days after the end of the reporting quarter. The submissions shall be certified by the Environmental Team (ET) Leader and verified by the Independent Environmental Checker (IEC).
- 1.1.4 The construction phase and EM&A programme of the Project commenced on 1 December 2022.

1.2 Nature, Scale and Scope of the captioned Designated Project

- 1.2.1 The Nature, Scale and Scope of the captioned Designated Project is presented in **Table 1-1**.

Table 1-1 Nature, Scale and Scope of the captioned Designated Project

Item(s)	Content
Nature of Designated Project	Construction and operation of a landfill for waste as defined in the “Waste Disposal Ordinance” (Cap. 354)
Scale and Scope of Designated Project	<p>The Project mainly consists of the followings: -</p> <p>Construction and operation of a landfill extension of about 70 hectares with a target void space of at least 19 million cubic metres on the eastern side of the existing NENT Landfill, including the followings: -</p> <ul style="list-style-type: none"> i. Site formation and preparation; ii. Installation of liner system; iii. Installation of leachate collection, treatment and disposal facilities; iv. Installation of gas collection, utilization and management facilities; v. Utilities provisions and drainage diversion; vi. Landfilling operation; vii. Restoration and aftercare in subsequent stages; and viii. Measures to mitigate environmental impacts as well as environmental monitoring and auditing to be implemented.

1.3 Purpose of this Report

- 1.3.1 This is the 8th Quarterly EM&A Report which summarises the impact monitoring results and audit findings for the EM&A programme during the reporting period from 01 October to 31 December 2024.

1.4 Structure of the Report

- 1.4.1 The structure of the report is as follows:

Section 1 – Introduction

- details the background, purpose and structure of the report.

Section 2 – Project Information

- summarises background and scope of the Project, site description, project organization and contact details, construction programme, the construction works undertaken and the status of Environmental Permit(s)/License(s) during the reporting period.

Section 3 – Air Quality Monitoring

- Construction Dust

Section 4 – Noise Monitoring

Section 5 – Water Quality Monitoring

- Groundwater Monitoring
- Surface Water Monitoring

Section 6 – Waste Management

Section 7 – Landfill Gas Monitoring

Section 8 – Landscape and Visual

Section 9 – Cultural Heritage

Section 10 – Ecological Monitoring

Section 11 – Site Inspection and Audit

Section 12 – Environmental Non-Conformance

Section 13 – Implementation Status on Environmental Mitigation Measures

Section 14 – Conclusion

2. Project Information

2.1 Construction Activities

2.1.1 A summary of the major construction activities undertaken in this reporting period is shown in **Table 2-1**. Construction programme and detailed construction activities are illustrated in **Appendix A**.

Table 2-1 Major Construction Activities Undertaken in the Reporting Period

Construction Activities Undertaken	Reporting Month		
	Oct 2024	Nov 2024	Dec 2024
- Material loading and unloading, site traffic at Portion A, SBA to alternative disposal ground	✓	✓	✓
- Construction of site buildings at Portion D	✓	✓	✓
- Site clearance at Portion A, B2/E1, E3-1 & E4	✓	✓	✓
- Installation of permanent fencing at Portion A, B1 & E4	✓	✓	✓
- Site formation at Portion A, B2/E1, E3-1 & E4	✓	✓	✓
- Tree felling at whole site	✓	✓	✓
Shotcreting (Permanent and Temporary) at whole site	✓	✓	✓
Soil nail installation at Portion A, B2/E1 & E4	✓	✓	✓
Installation of minipile at Portion A			✓
Construction of RE wall at Portion E3-1			✓

2.2 Project Organization & Management Structure

2.2.1 The Project Organization Chart & Management Structure are shown in **Appendix B**. The key personnel contact information is summarized in **Table 2-2**.

Table 2-2 Contact Information of Key Personnel

Party	Name	Contact Number
Contractor (Veolia Hong Kong Holding Ltd.)	Mr. Matt Choy	2902 5296
Independent Environmental Checker (IEC) (Meinhardt Infrastructure and Environment Ltd.)	Ms. Claudine Lee	2859 5409
Environmental Team Leader (ETL) (Aurecon Hong Kong Limited)	Mr. Fredrick Leong	3664 6888

2.3 Status of Submission required under the FEP & EP during reporting period

- 2.3.1 The status of statutory environmental compliance with the EP & FEP conditions under the EIAO, submission status under the EP & FEP during reporting period are presented in **Table 2-3**. The detail status of statutory environmental compliance with the EP & FEP conditions under the EIAO, submission status under the EP & FEP for NENTX project are shown in **Appendix C**.

Table 2-3 Status of Submissions required under the EP & FEP during reporting period

EP Condition	FEP Condition	Submission / Measures	Status
2.3	2.1	Management Organization of Main Construction Companies	Submitted
2.4	2.2	Setting up of Community Liaison Group (CLG)	Community Liaison Group was set up.
2.5	2.3	Submission of EM&A Manual	Submitted
2.6	2.4	Submission of Preservation of Cultural Landscape Features	Submitted
2.7	2.5	Submission of Vegetation Survey (Transplantation Proposal)	Submitted
2.8	2.6	Submission of Translocation Proposal	Submitted
2.9	2.7	Submission of Transplantation Report and Post-Transplantation Monitoring	Submitted
2.10	2.8	Submission of Translocation Report and Post-Translocation Monitoring	Submitted
2.11	2.9	Submission of Detailed Landfill Gas Hazard Assessment Report	Submitted
2.12	2.10	Submission of Waste Management Plan	Submitted
3.2	3.2	Submission of Baseline Monitoring Report	Submitted
3.3	3.3	Submission of Monthly EM&A Report	23 rd report (Oct 2024) 24 th report (Nov 2024) 25 th report (Dec 2024)

2.4 Status of Environmental Approval Document

2.4.1 A summary of the relevant valid permits, licences, and/or notifications on environmental protection for this Project since the granting of the EP & FEP is presented in **Table 2-4**.

Table 2-4 Summary of the relevant valid permits, licences, and/or notifications on environmental protection

Permit / Licenses / Notification	Reference	Expiry Date	Remark
Environmental Permit (EP)	EP-292/2007	Throughout the Contract	Permit granted on 26 November 2007
Further Environmental Permit (FEP)	FEP-01/292/2007	Throughout the Contract	Permit granted on 28 April 2022
	FEP-02/292/2007	Throughout the Contract	Permit granted on 23 August 2023
Notification of Construction Works as required under Air Pollution Control (Construction Dust) Regulation	479809	Throughout the Construction Phase	Notified on 13 May 2022
Registration of Waste Producer under Waste Disposal Ordinance	7043692	Throughout the Contract	Registered on 13 April 2022
Construction Noise Permit	GW-RN1050-24	18 December 2024	Permit granted on 6 September 2024
	GW-RN1455-24	19 December 2024	Permit granted on 11 December 2024
Registration as Chemical Waste Producer	5213-642-P1034-18	Throughout the Contract	Registered on 11 July 2022
Effluent Discharge License under Water Pollution Control Ordinance	WT00042301-2022	31 October 2027	Permit granted on 18 October 2022 Variation of Licence (Permit granted on 7 February 2023)

3. Air Quality Monitoring

3.1 Construction Dust

3.1.1 Monitoring Requirement

- 3.1.1.1 In accordance with the Updated EM&A Manual, 1-hr & 24-hr Total Suspended Particulates (TSP) levels should be measured at the designated air quality monitoring stations in every 6 days to ensure that any deteriorating air quality could be readily detected, and timely action shall be undertaken to rectify such situation. For 1-hr TSP monitoring, the sampling frequency of at least three times in every six-days should be undertaken when the highest dust impact occurs. The specific time to start and stop the 24-hr TSP monitoring shall be clearly defined for each location.

3.1.2 Monitoring Parameters, Frequency and Location

- 3.1.2.1 According to the Updated EM&A Manual, three monitoring stations namely AM(D)1, AM(D)2 and AM(D)3 are selected for the impact monitoring.
- 3.1.2.2 A baseline monitoring plan has been submitted to IEC and EPD on 31 May 2022 including the proposal with justification of change of monitoring locations. Due to limited access to the original monitoring locations at AM(D)1, AM(D)2 and AM(D)3, the adjusted stations at AM1, AM2 and AM3 were agreed with IEC prior to the baseline and impact monitoring. The locations of adjusted dust monitoring locations are shown in **Figure 2**.
- 3.1.2.3 The locations of dust monitoring stations are shown in **Table 3-1**. The monitoring parameters, frequency and duration are shown in **Table 3-2**.

Table 3-1 Locations of Dust Monitoring Stations

Monitoring Station	Representative for	Monitoring Parameters
AM1	Tung Lo Hang	1-hr and 24-hr TSP
AM2	Heung Yuen Wai	1-hr and 24-hr TSP
AM3	Wo Keng Shan Tsuen	1-hr and 24-hr TSP

Remarks:

The contractor passed correspondence including original monitoring locations specified on the Approved EM&A Manual to the village representatives on 26 April 2022. After a meeting with Ta Kwu Ling District Rural Committee (RC) Chairman, representative from the RC and a few villagers on 1 May 2022, all the Village Heads of Wo Keng Shan Tsuen, Heung Yuen Wai and Lin Ma Hang verbally refused to accept our proposal for installation of dust and / or noise monitoring equipment within or next to their villages, for the baseline & impact monitoring.

AM(D)1 Tung Lo Hang, AM(D)2 Heung Yuen Wai, AM(D)3 Wo Keng Shan Tsuen are the air monitoring stations for the construction phase EM&A programme as identified in the approved EM&A Manual for the Project. The access to Tung Lo Hang, Heung Yuen Wai and Wo Keng Shan Tsuen were denied. A search for alternative air monitoring locations (AM1, AM2 & AM3) was carried out during the site visit.

The Baseline Monitoring Plan has been submitted to IEC and EPD including the proposal of change of monitoring locations on 31 May 2022. This arrangement was conducted between baseline and impact monitoring and has been agreed by the Independent Environmental Checker (IEC) and no comment received from EPD.

Due to the adjustment of the location of AM(D)1, AM(D)2 & AM(D)3 to AM1, AM2 & AM3, the measured air quality levels at AM1, AM2 & AM3 would represent the air quality levels at AM(D)1, AM(D)2 & AM(D)3.

Table 3-2 Dust Impact Monitoring Parameters, Frequency and Duration

Monitoring Station	Parameter	Frequency and Duration
AM1, AM2, AM3	1-hr TSP	At least 3 times per 6 days
	24-hr TSP	1 time per 6 days

3.1.3 Monitoring Results

3.1.3.1 The impact dust monitoring results are summarized in **Table 3-3** and **Table 3-4**. The graphical presentations of monitoring data are presented in **Appendix D**.

Table 3-3 Summary of Impact 1-hr TSP Monitoring Results

Month	Average 1-hr TSP Concentration, $\mu\text{g}/\text{m}^3$ (Range)		
	Dust Monitoring Station		
	AM1	AM2	AM3
Oct 2024	24 (18 – 31)	38 (31 – 44)	46 (38 – 56)
Nov 2024	26 (20 – 30)	34 (21 – 41)	44 (36 – 51)
Dec 2024	26 (20 – 30)	42 (38 – 50)	41 (38 – 43)
Action Level	>285	>279	>285
Limit Level	>500		

Table 3-4 Summary of Impact 24-hr TSP Monitoring Results

Month	Average 24-hr TSP Concentration, $\mu\text{g}/\text{m}^3$ (Range)		
	Dust Monitoring Station		
	AM1	AM2	AM3
Oct 2024	114 (104 – 126)	122 (114 – 136)	127 (119 – 137)
Nov 2024	103 (97 – 115)	113 (92 – 131)	116 (104 – 132)
Dec 2024	82 (77 – 93)	103 (91 – 116)	115 (108 – 120)
Action Level	>164	>152	>163
Limit Level	>260		

3.1.3.2 The Summary of Impact 1-hr & 24-hr TSP Exceedance are shown in **Table 3-5**.

Table 3-5 Summary of Impact 1-hr & 24-hr TSP Exceedance

Dust Monitoring Station		AM1		AM2		AM3	
Parameters	Level Exceedance	Action Level	Limit Level	Action Level	Limit Level	Action Level	Limit Level
1-hr TSP	Exceedance Date	-	-	-	-	-	-
	Exceedance Count	0	0	0	0	0	0
24-hr TSP	Exceedance Date	-	-	-	-	-	-
	Exceedance Count	0	0	0	0	0	0

Remarks: * equal to non-project related

3.1.3.3 No Action / Limit Level exceedance for 1-hr & 24-hr TSP impact monitoring at AM1, AM2 & AM3 was recorded during the reporting period. The Notification of Environmental Quality Limits Exceedances are presented in **Appendix E**.

3.1.4 Recommended Mitigation Measures

3.1.4.1 The recommended dust mitigation measures from EIA report are listed as followed:

- The contractor shall follow the procedures and requirements given in the Air Pollution Control (Construction Dust) Regulation.
- Dust emission from construction vehicle movement is confined within the worksites area.
- Watering facilities will be provided at every designated vehicular exit point.
- Good site practice is recommended during construction phase.

3.1.5 Event and Action Plan

3.1.5.1 Should non-compliance of the criteria occur, action in accordance with the action plan in **Table 3-6** shall be carried out.

Table 3-6 Event and Action Plan for dust impact

Event	ET	IEC	Contractor
Exceedance of Action Level			
Exceedance for one sample	<ul style="list-style-type: none"> Identify source Prepare Notification of Exceedance Inform IEC and Contractor Repeat measurement to confirm findings Increase monitoring frequency to daily if exceedance is due to the Project and continue until the monitoring results reduce to below action level 	<ul style="list-style-type: none"> Verify the Notification of Exceedance Check monitoring data submitted by ET and Contractor's working methods Discuss with ET and Contractor on proposed remedial measures 	<ul style="list-style-type: none"> Rectify any unacceptable practice Amend working methods if appropriate
Exceedance for two or more consecutive samples	<ul style="list-style-type: none"> Identify source Prepare Notification of Exceedance Inform Contractor and IEC Repeat measurements to confirm findings Increase monitoring frequency to daily if exceedance is due to the Project and continue until the monitoring results reduce to below action level Discuss with IEC for remedial action required Ensure remedial measures are properly implemented Continue monitoring at daily intervals if exceedance is due to the Project If no exceedance for 3 consecutive days, cease additional monitoring 	<ul style="list-style-type: none"> Verify the Notification of Exceedance Check monitoring data submitted by ET and Contractor's working methods Discuss with ET and Contractor on proposed remedial measures Review with analysed results submitted by ET Review the proposed remedial measures by Contractor Supervise the implementation of remedial measures 	<ul style="list-style-type: none"> Submit proposals for remedial actions to IEC within 3 working days of notification Implement the agreed proposals Amend proposal if appropriate

Event	ET	IEC	Contractor
Exceedance of Limit Level			
Exceedance for one sample	<ul style="list-style-type: none"> Identify source Prepare Notification of Exceedance Inform IEC and Contractor Repeat measurement to confirm findings Increase monitoring frequency to daily if exceedance is due to the Project and continue until the monitoring results reduce to below limit level Assess effectiveness of Contractor's remedial actions and keep EPD and IEC informed of the results 	<ul style="list-style-type: none"> Verify the Notification of Exceedance Check monitoring data submitted by ET and Contractor's working methods Discuss with ET and Contractor potential remedial actions Supervise the implementation of remedial measures 	<ul style="list-style-type: none"> Take immediate action to avoid further exceedance Submit proposals for remedial actions to IEC within 3 working days of notification Implement the agreed proposals Amend proposal if appropriate
Exceedance for two or more consecutive samples	<ul style="list-style-type: none"> Identify source Prepare Notification of Exceedance Inform IEC and EPD the causes and actions taken for the exceedances Discuss with IEC for remedial action required Ensure remedial measures are properly implemented Assess effectiveness of Contractor's remedial actions and keep IEC, EPD and informed of the results Increase monitoring frequency to confirm findings If exceedance stops, cease additional monitoring 	<ul style="list-style-type: none"> Verify the Notification of Exceedance Check monitoring data submitted by ET and Contractor's working methods Discuss amongst ET and Contractor on the potential remedial actions. Review Contractor's remedial actions whenever necessary to assure their effectiveness Supervise the implementation of remedial measures 	<ul style="list-style-type: none"> Take immediate action to avoid further exceedance Submit proposals for remedial actions to IEC of notification Implement the agreed proposals Resubmit proposals if problem still not under control Stop the relevant activity of works until the exceedance is abated

4 Noise Monitoring

4.1 Monitoring Requirement

- 4.1.1 In accordance with the Updated EM&A manual, noise impact monitoring shall be carried out at 2 monitoring stations NM1 and NM2 once a week during normal construction working hour (0700-1900 Monday to Saturday). The minimum logging interval shall be 30 minutes with average of 6 consecutive L_{eq} (5 mins), L_{10} and L_{90} shall also be measured at 5 mins intervals.

4.2 Monitoring Locations, Parameters and Frequency

- 4.2.1 According to the Updated EM&A Manual, two monitoring stations namely NM1 and NM2 are selected for the impact monitoring.
- 4.2.2 A baseline monitoring plan has been submitted to IEC and EPD on 31 May 2022 including the proposal with justification of change of monitoring locations. Due to limited access to the original monitoring locations at NM1 and NM2, the adjusted stations at NM1a and NM2a were agreed with IEC prior to the baseline and impact monitoring. The noise monitoring locations are summarized in **Table 4-1** and shown in **Figure 2**. The frequency and duration are shown in **Table 4-2**.

Table 4-1 Noise Monitoring Locations

Monitoring Station	Representative for	Type of Measurement
NM1a	Wo Keng Shan Tsuen	Free field
NM2a	Lin Ma Hang	Free field

Remarks:

The contractor passed correspondence including original monitoring locations specified on the Approved EM&A Manual to the village representatives on 26 April 2022. After a meeting with Ta Kwu Ling District Rural Committee (RC) Chairman, representative from the RC and a few villagers on 1 May 2022, all the Village Heads of Wo Keng Shan Tsuen, Heung Yuen Wai and Lin Ma Hang verbally refused to accept our proposal for installation of dust and / or noise monitoring equipment within or next to their villages, for the baseline & impact monitoring.

NM1 Wo Keng Shan Tsuen & NM2 Lin Ma Hang are the noise monitoring stations for the construction phase EM&A programme as identified in the approved EM&A Manual for the Project. The access to Tung Lo Hang, Heung Yuen Wai and Wo Keng Shan Tsuen were denied. A search for alternative noise monitoring locations (NM1a & NM2a) was carried out during the site visit.

The Baseline Monitoring Plan has been submitted to IEC and EPD including the proposal of change of monitoring locations on 31 May 2022. This arrangement was conducted between baseline and impact monitoring and has been agreed by the Independent Environmental Checker (IEC) and no comments received from EPD. Noise measurement at NM1a & NM2a will be considered as free-field and a correction of +3dB(A) would be made to the noise monitoring results.

Due to the adjustment of the location of NM1 & NM2 to NM1a & NM2a, the measured noise levels at NM1 & NM2 would represent the noise levels at NM1 & NM2.

Table 4-2 Noise Monitoring Parameters, Frequency and Duration

Monitoring Station	Parameter	Frequency and Duration
NM1a and NM2a	L_{Aeq} (30mins) average of 6 consecutive L_{Aeq} (5min); L_{A10} (5min) & L_{A90} (5min)	Once a week during normal construction working hour (0700-1900 Monday to Saturday)

4.3 Monitoring Results

4.3.1 The impact noise monitoring results are summarized in **Table 4-3**. The graphical presentations of monitoring data are presented in **Appendix D**.

Table 4-3 Summary of Noise Monitoring Results during normal working hours (07:00-19:00, Monday to Saturday)

Month	Average Leq, 30min, dB(A) (Range)	
	Noise Monitoring Station	
	NM1a	NM2a
Oct 2024	60.2 (59.5 – 61.2)	53.2 (49.6 – 54.1)
Nov 2024	60.0 (58.9 – 60.9)	53.8 (53.1 – 54.7)
Dec 2024	58.7 (51.8 – 60.1)	55.2 (53.7 – 56.3)
Action Level	When one documented complaint is received	
Limit Level	>75dB(A)	

Remark:

- (1) * A correction of +3 dB(A) was made to the free field measurements
- (2) If works are to be carried out during restricted hours, the conditions stipulated in the construction noise permit issued by the Noise Control Authority have to be followed.

4.3.2 No exceedance of Action and Limit Levels of construction noise was recorded during the reporting period. Therefore, there was no record of Notification of Environmental Quality Limits Exceedance in the **Appendix E**.

4.3.3 No particular observations are identified near the monitoring stations during the monitoring period.

4.4 Recommended Mitigation Measures

4.4.1 The recommended noise mitigation measures from EIA report are listed as followed:

1. Use of good site practices to limit noise emissions by considering the following:
 - Only well-maintained plant should be operated on-site and plant should be serviced regularly during the construction programme;
 - Machines and plant (such as trucks, cranes) that may be in intermittent use should be shut down between work periods or should be throttled down to a minimum;
 - Plant known to emit noise strongly in one direction, where possible, be orientated so that the noise is directed away from nearby NSRs;
 - Silencers or mufflers on construction equipment should be properly fitted and maintained during the construction works;
 - Mobile plant should be sited as far away from NSRs as possible and practicable;
 - Material stockpiles, mobile container site officer and other structures should be effectively utilised, where practicable, to screen noise from on-site construction activities.

2. Select “Quiet plants” which comply with the BS 5228 Part 1 or TM standards.

4.5 Event and Action Plan

- 4.5.1 Should non-compliance of the criteria occurs, action in accordance with the action plan in **Table 4-4** shall be carried out.

Table 4-4 Event and action plan for construction noise monitoring

Event	ET	IEC	Contractor
Exceedance of Action Level	<ul style="list-style-type: none"> Identify source, investigate the causes of exceedance Prepare Notification of Exceedance Inform IEC and Contractor Report the results of investigation to IEC, and Contractor Discuss with Contractor and IEC for formulate remedial measures Ensure remedial measures are properly implemented Have additional monitoring if exceedance is due to the Project. If exceedance stops, cease additional monitoring 	<ul style="list-style-type: none"> Verify the Notification of Exceedance Review the analysed results submitted by ET Discuss with ET, and Contractor on the potential remedial actions Review the proposed remedial measures Supervise the implementation of remedial measures 	<ul style="list-style-type: none"> Submit noise mitigation proposals to IEC Implement the agreed noise mitigation proposals
Exceedance of Limit Level	<ul style="list-style-type: none"> Identify source, investigate the causes of exceedance Prepare Notification of Exceedance Inform IEC and Contractor Repeat measurements to confirm findings Discuss with Contractor and IEC for remedial measures Ensure remedial measures are properly implemented Assess effectiveness of Contractor's remedial actions and keep IEC and EPD informed of the results Have additional monitoring if exceedance is due to the Project. If exceedance stops, cease additional monitoring 	<ul style="list-style-type: none"> Verify the Notification of Exceedance Review the analysed results submitted by ET Discuss with ET, and Contractor on the potential remedial actions Review the proposed remedial measures Supervise the implementation of remedial measures 	<ul style="list-style-type: none"> Take immediate action to avoid further exceedance Submit proposals for remedial actions to IEC of notification Implement the agreed proposals Resubmit proposals if problem still not under control Stop the relevant portion of works as determined by project proponent until the exceedance is abated.

5 Water Quality Monitoring

5.1 Groundwater Monitoring

5.1.1 Monitoring Requirement

5.1.1.1 In accordance with the Updated EM&A manual, groundwater quality monitoring shall be carried out at least once per month at the 35 designated groundwater monitoring locations (i.e. ED1 to ED35). Based on the existing construction programme, site clearance and site formation works for future landfilling area are in progress. The groundwater monitoring locations ED1 to ED35 will be installed after the site formation work of the landfilling area. No groundwater monitoring is required before the completion of site formation work of the landfilling area.

5.2 Surface Water Monitoring

5.2.1 Monitoring Requirement

5.2.1.1 In accordance with the Updated EM&A manual, impact surface water quality monitoring was carried out at the two designated surface water discharge points (i.e. WM1 and WM2) for once per month from commencement of construction works of the Project.

5.2.2 Monitoring Locations, Parameters and Frequency

5.2.2.1 Impact surface water monitoring was carried out at WM1 and WM2. The monitoring locations are indicated in **Table 5-1** and **Figure 2**.

5.2.2.2 The monitoring parameters, frequency and duration of surface water quality monitoring are summarized in **Table 5-2**.

Table 5-1 Surface water quality monitoring locations

Monitoring Station	Location	Coordinates (HK Grid)	
		Easting	Northing
WM1	Upstream of Lin Ma Hang River	836665	845020
WM2	Ping Yuen River	835592	844186

Table 5-2 Surface water quality monitoring Parameters, Frequency and Duration

Parameter	Frequency
pH, Electrical conductivity, DO, Turbidity, SS, Alkalinity, COD, BOD ₅ , TOC, Ammonia-nitrogen, TKN, Nitrate, Sulphate, Sulphite, Phosphate, Chloride, Sodium, Mg, Ca, K, Fe, Ni, Zn, Mn, Cu, Pb, Cd, Coliform Count, Oil and Grease	Once per month

5.2.3 Monitoring Results

5.2.3.1 The summary of monitoring results is presented in **Table 5-3 & Table 5-4**. Detailed graphical presentations at each monitoring station of surface water quality (DO, SS and Turbidity) at the monitoring stations are given in **Appendix D**.

Table 5-3 Summary of Impact Surface Water Monitoring Results at WM1

Monitoring Parameter(s)	Monitoring Station WM1				
	Monitoring Results			Action Level	Limit Level
	Oct 2024	Nov 2024	Dec 2024		
pH	7.2	6.4	7.0	>7.7	>7.8
DO in mg/L	8.2	7.5	7.7	<7.4	<4
Turbidity in NTU	2.9	4.7	1.3	>9.2	>9.5
Electrical Conductivity in $\mu\text{S}/\text{cm}$	57	63	52	---	---
SS in mg/L	2.7	6.6	2.8	>9.7	>11.4
Alkalinity in mg/L	16	17	14	---	
COD in mg/L	6	8	5		
BOD ₅ in mg/L	2.0	2.0	<2		
TOC in mg/L	1	3	<1		
Ammonia-nitrogen in mg/L	0.02	0.06	0.02		
TKN in mg/L	0.2	0.9	0.2		
Nitrate in mg/L	0.03	0.02	0.03		
Sulphate in mg/L	2	2	3		
Sulphite in mg/L	<2	<2	<2		
Phosphorus in mg/L	0.01	<0.01	0.01		
Chloride in mg/L	6	7	6		
Sodium in $\mu\text{g}/\text{L}$	7290	8470	7460		
Magnesium in $\mu\text{g}/\text{L}$	470	450	410		
Calcium in $\mu\text{g}/\text{L}$	3100	3520	3070		
Potassium in $\mu\text{g}/\text{L}$	360	590	350		
Iron in $\mu\text{g}/\text{L}$	250	580	430		
Nickel in $\mu\text{g}/\text{L}$	<1	<1	<1		
Zinc in $\mu\text{g}/\text{L}$	<10	39	<10		
Manganese in $\mu\text{g}/\text{L}$	22	42	36		
Copper in $\mu\text{g}/\text{L}$	1.0	12.0	2.0		
Lead in $\mu\text{g}/\text{L}$	<1	1.0	<1		
Cadmium in $\mu\text{g}/\text{L}$	<0.2	<0.2	<0.2		
Coliform Count in cfu/100mL	290	18000	41		
Oil and Grease in mg/L	<5	<5	<5		

Remarks:
"TBC" equal to To Be Confirm

Table 5-4 Summary of Impact Surface Water Monitoring Results at WM2

Monitoring Parameter(s)	Monitoring Station WM2				
	Monitoring Results			Action Level	Limit Level
	Oct 2024	Nov 2024	Dec 2024		
pH	7.2	6.4	7.0	>7.6	>7.7
DO in mg/L	8.0	6.2	7.7	<5	<4
Turbidity in NTU	5.6	12.9	79.1	>108.3	>108.9
Electrical Conductivity in $\mu\text{S}/\text{cm}$	155	163	199	---	---
SS in mg/L	4.6	22.2	87.2	>94.5	>94.7
Alkalinity in mg/L	28	45	56	---	
COD in mg/L	7	8	26		
BOD ₅ in mg/L	<2	<2	<2		
TOC in mg/L	2	2	3		
Ammonia-nitrogen in mg/L	0.20	0.22	0.12		
TKN in mg/L	0.6	0.5	0.6		
Nitrate in mg/L	0.13	0.26	0.22		
Sulphate in mg/L	12	15	24		
Sulphite in mg/L	<2	<2	<2		
Phosphorus in mg/L	<0.01	<0.01	<0.01		
Chloride in mg/L	5	10	10		
Sodium in $\mu\text{g}/\text{L}$	5560	7890	7910		
Magnesium in $\mu\text{g}/\text{L}$	910	1280	1660		
Calcium in $\mu\text{g}/\text{L}$	11600	18700	24500		
Potassium in $\mu\text{g}/\text{L}$	1370	2770	3360		
Iron in $\mu\text{g}/\text{L}$	1200	2640	4150		
Nickel in $\mu\text{g}/\text{L}$	<1	<1	2		
Zinc in $\mu\text{g}/\text{L}$	23	30	59		
Manganese in $\mu\text{g}/\text{L}$	678	959	844		
Copper in $\mu\text{g}/\text{L}$	2	4	8		
Lead in $\mu\text{g}/\text{L}$	<1	2	9		
Cadmium in $\mu\text{g}/\text{L}$	<0.2	<0.2	<0.2		
Coliform Count in cfu/100mL	450	1400	4700		
Oil and Grease in mg/L	<5	<5	<5		

Remarks:
"TBC" equal to To Be Confirm

5.2.3.2 The Summary of Impact Surface Water Quality Exceedance are shown in **Table 5-5**.

Table 5-5 Summary of Impact Surface Water Quality Exceedance during the reporting period

Surface Water Quality Monitoring Station		WM1		WM2	
Parameters	Level Exceedance	Action Level	Limit Level	Action Level	Limit Level
pH	Exceedance Date	-	-	-	-
	Exceedance Count	0	0	0	0
DO	Exceedance Date	-	-	-	-
	Exceedance Count	0	0	0	0
Turbidity	Exceedance Date	-	-	-	-
	Exceedance Count	0	0	0	0
SS	Exceedance Date	-	-	-	-
	Exceedance Count	0	0	0	0

Remarks: * equal to non-project related

5.2.3.3 No exceedance of Action and Limit Levels of surface water monitoring was recorded during the reporting period. The Notification of Environmental Quality Limits Exceedance is presented in **Appendix E**.

5.2.4 Recommended Mitigation Measure

5.2.4.1 The recommended surface water mitigation measures from EIA report are listed as followed:

- Channels (both temporary and permanent drainage pipes and culverts), earth bunds or sand bag barriers should be provided on site to direct stormwater to silt removal facilities.
- The overall slope of the site should be kept to a minimum to reduce the erosive potential of surface water flows.
- The design of efficient silt removal facilities should be based on the guidelines in Appendix A1 of ProPECC PN 1/94, which states that the retention time for silts and sediment traps should be 5 minutes under maximum flow conditions.
- All vehicles and plant should be cleaned before leaving a construction site to ensure no earth, mud, debris and the like is deposited by them on roads.
- Construction solid waste, debris and rubbish on site should be collected, handled and disposed of properly to avoid water quality impacts.
- Measures should be taken to prevent the washing away of construction materials, soil, silt or debris into any drainage system.

5.2.5 Event and Action Plan

5.2.5.1 Should non-compliance of the criteria occurs, action in accordance with the action plan in **Table 5-6** shall be carried out.

Table 5-6 Event and Action Plan for Water Quality

Event	ET	IEC	Contractor
Action level being exceeded by one sampling day	<ul style="list-style-type: none"> Repeat in situ measurement to confirm findings Identify source(s) of impact Prepare Notification of Exceedance Inform IEC and Contractor Check monitoring data, all plant, equipment and Contractor's working methods Repeat measurement on next day of exceedance 	<ul style="list-style-type: none"> Verify Notification of Exceedance Check monitoring data and Contractor's working methods 	<ul style="list-style-type: none"> Rectify unacceptable practice Amend working methods if appropriate
Action level being exceeded by two or more consecutive sampling days	<ul style="list-style-type: none"> Repeat in situ measurement to confirm findings Identify source(s) of impact Prepare Notification of Exceedance Inform IEC and Contractor Check monitoring data, all plant, equipment and Contractor's working methods Discuss with Contractor and IEC for remedial measures Ensure mitigation measures are implemented Increase the monitoring frequency to daily until no exceedance of Action level Repeat measurement on next day of exceedance 	<ul style="list-style-type: none"> Verify Notification of Exceedance Check monitoring data and Contractor's working method Discuss with ET and Contractor on possible remedial actions Review the proposed mitigation measures Supervise the implementation of mitigation measures 	<ul style="list-style-type: none"> Submit proposal of additional mitigation measures to IEC of notification Implement the agreed mitigation measures Amend proposal if appropriate

Event	ET	IEC	Contractor
Limit Level being exceeded by one sampling day	<ul style="list-style-type: none"> Repeat in situ measurement to confirm findings Identify source(s) of impact Prepare Notification of Exceedance Inform IEC and Contractor; Check monitoring data, all plant, equipment and Contractor's working methods Discuss mitigation measures with IEC and Contractor Ensure mitigation measure are implemented 	<ul style="list-style-type: none"> Verify Notification of Exceedance Check monitoring data submitted By ET and Contractor's working method Discuss with ET and Contractor on possible remedial actions Review the proposed mitigation measures Supervise the implementation of mitigation measures 	<ul style="list-style-type: none"> Critically review the working method Rectify unacceptable practice Take immediate corrective actions to avoid further exceedance Submit proposal of mitigation measures to IEC Implement the agreed mitigation measures
Limit level being exceeded by two or more consecutive sampling days	<ul style="list-style-type: none"> Repeat in situ measurement to confirm findings Identify source(s) of impact Prepare Notification of Exceedance Inform IEC, contractor and EPD Check monitoring data, all plant, equipment and Contractor's working methods Discuss mitigation measures with IEC and Contractor Ensure mitigation measure are implemented 	<ul style="list-style-type: none"> Verify Notification of Exceedance Check monitoring data submitted by ET and Contractor's working method Discuss with ET and Contractor on possible remedial actions Review the proposed mitigation measures Supervise the implementation of mitigation measures 	<ul style="list-style-type: none"> Critically review the working method Rectify unacceptable practice Take immediate corrective actions to avoid further exceedance Submit proposal of mitigation measures to IEC Implement the agreed mitigation measures Resubmit proposals if problem still not under control Slow down or to stop relevant activity until exceedance is abated

6 Waste Management

- 6.1** Wastes generated from this Project include inert construction and demolition (C&D) materials and non-inert C&D materials. Non-inert C&D materials were made up of general refuse, steels and paper/cardboard packaging materials. Steel materials generated from the Project were also grouped into non-inert C&D materials as the materials were not disposed of with other inert C&D materials. With reference to relevant handling records and trip tickets of this Project, the quantities of different types of waste generated in the reporting month are summarised in **Appendix F**.
- 6.2** The recommended waste management mitigation measures from EIA report are listed as followed:
- Implement a trip-ticket system to ensure that the movement of C&D materials are properly documented and verified in accordance with DEVB TC(W) No. 6/2010.
 - Concrete and masonry should be used as general fill and steel reinforcement bars can be used by scrap steel mills.
 - Proper areas should be designated for waste segregation and storage wherever site conditions permit.
 - Maximise the use of reusable steel formwork to reduce the amount of C&D material.
 - Maintain temporary stockpiles and reuse excavated fill material for backfilling and reinstatement.
 - On-site sorting and segregation facility of all type of wastes is considered as one of the best practice in waste management and hence, should be implemented in all projects generating construction waste.
 - The sorted public fill and C&D waste should be properly reused.
 - Excavated slope, stockpiled material and bund walls should be covered by tarpaulin until used in order to prevent wind-blown dust during dry weather, and to reduce muddy runoff during wet weather.

7 Landfill Gas Monitoring

7.1 Monitoring Requirement during Construction

Monitoring for Construction Works

- 7.1.1 Intrinsically safe portable gas detectors should be used during excavation or when working in any confined spaces, which have the potential for presence of LFG and risk of explosion or asphyxiation. The monitoring equipment should alarm, both audibly and visually, when the concentrations of the following gases were exceeded:
- CH₄: >10% Lower Explosion Limit (LEL);
 - CO₂: >0.5%; and
 - O₂: <18% by volume.

7.2 Monitoring Location

- 7.2.1 During the construction works within the NENT Landfill Extension site with excavation of 1m deep or more, LFG concentrations should be monitored before entry and periodically during the progress of works. If drilling is required, the procedures for safety management and working procedures as stipulated in EPD's Landfill Gas Hazard Assessment – Guidance Note should be strictly adopted.
- 7.2.2 The monitoring frequency and areas to be monitored should be set down prior to commencement of groundworks by the Safety Officer. All measurements in excavations should be made with the monitoring tube located not more than 10mm from the exposed ground surface. Monitoring of excavations should be undertaken as follows:
- 7.2.3 For excavation works deeper than 1m, measurements should be made:
- at ground surface prior to excavation;
 - immediately before any worker enters the excavation;
 - at the beginning of each working day for the entire period the excavation remains open; and
 - periodically through the working day whilst workers are in the excavation.
- 7.2.4 For excavation between 300mm and 1m deep, measurements should be made:
- directly after the excavation has been completed; and
 - periodically whilst the excavation remains open.
- 7.2.5 For excavations less than 300mm deep, monitoring may be omitted, at the discretion of the Safety Officer.
- 7.2.6 The locations of LFG monitoring locations during reporting period are shown in **Table 7-1**. The Site formation layout plan is shown in **Figure 2** and the Layout of LFG monitoring locations is presented in **Figure 3**.

Table 7-1 Locations of LFG Monitoring during reporting period

Monitoring Period	Monitoring Location	Type of works
Oct to Dec 2024	Portion A +50 mpD to 70 mpD Platform	Excavation Works
Dec 2024	Portion B2/E1	

7.3 Monitoring Results

7.3.1 The LFG monitoring was conducted at Portion A +50 mpD to 70 mpD Platform and Portion B2/E1 during the reporting period (conducted on working days). The LFG monitoring results are summarized in **Table 7-2**.

Table 7-2 Summary of LFG Monitoring Results

LFG Monitoring Station	Monitoring Date	Monitoring Parameter(s)			
		CH ₄ in %	LEL in %/v	CO ₂ in %	O ₂ in %
		Average Monitoring Results (Range)			
Portion A +50 mpD to 70 mpD Platform	Oct 2024	0	0	0	20.1 (20.0 – 20.1)
	Nov 2024	0	0	0	20.1 (20.0 – 20.1)
	Dec 2024	0	0	0	20.0 (20.0 – 20.1)
Portion B2/E1	Dec 2024	0	0	0	20.0 (20.0 – 20.1)
Action Level		>10% LEL	---	>0.5%** CO ₂	<19%
Limit Level		>20% LEL	---	>1.5% CO ₂	<18%

* LEL: Lower Explosive Limit - concentrations in air below which there is not enough fuel to continue an explosion.

** This Limit Level of CO₂ at 0.5% is set for reference only, assuming no CO₂ emission from a particular location.

7.3.2 No exceedance of Action and Limit Levels of LFG was recorded during the reporting period. The Notification of Environmental Quality Limits Exceedance is presented in **Appendix E**.

7.3.3 No effect that arose from the other special phenomena and work progress of the concerned site was noted during the current monitoring month.

7.4 Recommended Mitigation Measures

7.4.1 The recommended landfill gas mitigation measures from EIA report are listed as followed:

- Special LFG precautions should be taken due to close proximity of NENT landfill extension site to existing landfill to avoid potential hazards of LFG exposure (ignition, explosion, asphyxiation, toxicity).
- Prominent safety warning signs should be erected on-site to alert all personnel and visitors of LFG hazards during excavation works.
- No smoking or burning should be permitted on-site.
- Prominent 'No smoking' and 'No Naked Flames' signs should be erected on-site.

- No worker should be allowed to work alone at any time in excavated trenches or confined areas on-site.
- Adequate fire fighting equipment should be provided on-site.
- Construction equipment should be equipped with vertical exhaust at least 0.6m above ground installed with spark arrestors.
- Electrical motors and extension cords should be explosion-proof and intrinsically safe for use on-site.
- 'Permit to Work' system should be implemented.
- Welding, flame-cutting or other hot works should be conducted only under 'Permit to Work' system following clear safety requirements, gas monitoring procedures and presence of qualified persons to supervise the works.

7.5 Event and Action Plan (EAP)

7.5.1 Should non-compliance of the criteria occur, action in accordance with the action plan in **Table 7-3** shall be carried out.

Table 7-3 Action Plan for the monitoring during construction phase

Parameter	Monitoring Result	Action
Oxygen (O ₂)	Action Level <19% O ₂	Ventilate trench/void to restore O ₂ to >19%
	Limit Level <18% O ₂	Stop works Evacuate personnel/prohibit entry Increase ventilation to restore O ₂ to >19%
Methane (CH ₄)	Action Level >10% LEL*	Prohibit hot works Increase ventilation to restore CH ₄ to <10% LEL
	Limit Level >20% LEL*	Stop works Evacuate personnel/prohibit entry Increase ventilation to restore CH ₄ to <10% LEL
Carbon dioxide (CO ₂)	Action Level** >0.5%** CO ₂	Ventilate to restore CO ₂ to <0.5%
	Limit Level >1.5% CO ₂	Stop works Evacuate personnel / prohibit entry Increase ventilation to restore CO ₂ to <0.5%

* LEL: Lower Explosive Limit - concentrations in air below which there is not enough fuel to continue an explosion.

** This Action Level of CO₂ at 0.5% is set for reference only, assuming no CO₂ emission from a particular location.

Depending on the baseline CO₂ levels, the Action Level at a particular location will be changed.

8 Landscape and Visual

8.1 Monitoring Requirement

- 8.1.1 In order to monitor the landscape and visual impact after providing mitigation measures effectively, all the specified and affected LCAs, LRs and VSRs should be monitored. Implementation of the mitigation measures during construction phase of the Project has been monitored through the regular site inspection/audit.
- 8.1.2 All relevant environmental mitigation measures listed in the approved EIA Report and the Updated EM&A Manual, and their implementation status are summarised in **Appendix G**.

8.2 Result and Observation

- 8.2.1 Measures to mitigate the landscape and visual impacts during the construction phase has been checked to ensure compliance with the intended aims of the measures within the reporting period. The progress of the engineering works are regularly reviewed on site to identify the earliest practical opportunities for the landscape works to be undertaken.
- 8.2.2 In order to monitor the landscape and visual impact after providing mitigation measures effectively, all the specified and affected LCAs, LRs and VSRs should be monitored. Implementation of the mitigation measures during construction phase of the Project has been monitored through the regular site inspection/audit.

9 Cultural Heritage

- 9.1.1 The Mitigation measures for preservation of the cultural landscape feature located within the project area was conducted before commencement of construction of the project based on the requirement of Survey Report and Mapping Records for Boulder Paths BP1 & 2 & Conditions of G2, G4, G5 G6, G7, G8, G14, G15, G25, G26 and G27 within NENTX.
- 9.1.2 The survey and mapping works carried out on 25 April 2022 and the verification works carried out on 23 August 22 confirmed that both 2 boulder paths BP1 and BP2 are fall outside the site boundary and the Project area.
- 9.1.3 All the affected graves within the waste boundary have been removed in accordance with section 119(1) of the Public Health and Municipal Services Ordinance (Cap 132). Removal of the graves as shown on Figure 2 attached to the FEP was proven by the visit of graves on 22 August 2022. All the graves as shown on Figure 2 attached to the FEP were abandoned and removed and no mitigation or preservation measures is necessary.
- 9.1.4 The Survey Report and Mapping Records for Boulder Paths BP1 & 2 was certified by ET on 10 Oct 2022, was verified by IEC and submitted to EPD on 12 Oct 2022. The Conditions of G2, G4, G5 G6, G7, G8, G14, G15, G25, G26 and G27 within NENTX was certified by ET, was verified by IEC and submitted to EPD on 15 Oct 2022. No later than four weeks before commencement of construction of the project in accordance with Condition 2.4 of the FEP-01/292/2007.
- 9.1.5 Implementation of the mitigation measures such as permanent fencing to protect the boulder path and setting up warning notices during construction phase of the Project has been monitored through the regular site inspection/audit. The permanent fencing locations are shown in **Appendix H**. In case of any presence of undiscovered grave during construction phase, AMO will be informed as soon as possible.

10 Ecological Monitoring

- 10.1.1 The post-transplantation monitoring had been completed in October 2023. No further post-transplantation monitoring will be conducted in accordance with the requirement of the approved Transplantation Proposal for Plant Species of Conservation Importance (Rev.1).
- 10.1.2 The post-translocation monitoring had been completed in July 2023. No further post-translocation monitoring will be conducted in accordance with the requirements of the Revised Translocation Proposal for the Endemic Freshwater Crab *Somanniathelphusa zanklon*.
- 10.1.3 The details of requirements, monitoring results and site inspection with photos for the post-translocation monitoring and post-transplantation monitoring would be reported separately.
- 10.1.4 The milestone of the ecological monitoring is presented in **Table 10-1**. The softcopies of the submissions are provided in <https://www.nentx-ema.com/ep-submissions/>.

Table 10-1 Milestone of the Ecological Monitoring

Type of Monitoring	Monitoring Event No.	Monitoring Date
Post-transplantation Monitoring	1 st	24 Nov 2022
	2 nd	9 Dec 2022
	3 rd	21 Dec 2022
	4 th	13 Jan 2023
	5 th	26 Jan 2023
	6 th	8 Feb 2023
	7 th	24 Feb 2023
	8 th	20 Mar 2023
	9 th	21 Apr 2023
	10 th	12 May 2023
	11 th	16 Jun 2023
	12 th	18 Jul 2023
	13 th	11 Aug 2023
	14 th	15 Sep 2023
	15 th	13 Oct 2023
Post-translocation Monitoring	1 st (Aug 2022)	29 Aug 2022
	2 nd (Sep 2022)	28 Sep 2022
	3 rd (Oct 2022)	28 Oct 2022
	4 th (Nov 2022)	22 Nov 2022
	5 th (Dec 2022)	29 Dec 2022
	6 th (Jan 2023)	30 Jan 2023
	7 th (Feb 2023)	24 Feb 2023
	8 th (Mar 2023)	20 Mar 2023
	9 th (Apr 2023)	19 Apr 2023
	10 th (May 2023)	17 May 2023
	11 th (Jun 2023)	7 Jun 2023
	12 th (Jul 2023)	12 Jul 2023

11 Site Inspection and Audit

- 11.1.1 Site Inspection and audits were carried out by ET on weekly basis to monitor the implementation of proper environmental management practices and mitigation measures in the Project Site.
- 11.1.2 Total 13 weekly environmental site inspections were conducted during the reporting period. 3 of them were the joint environmental site inspections with the representatives of ER, Contractor, IEC and ET. There was no noncompliance recorded during the site inspections.
- 11.1.3 Details of observations and recommendations are summarized in **Table 11-1**.

Table 11-1 Observations and Recommendations of Site Audit

Parameter	Date	Observation and Reminders	Follow-up Action Taken
Air Quality	7 Oct 2024	Reminder: The Contractor was reminded that the exposed slope surface at Portion B2-1 should not only be covered with a green net, but also with tarpaulin sheets for short-term and shotcrete for long-term slope protection, to prevent silty stormwater runoff.	
	7 Oct 2024	Reminder: The Contractor was reminded that the exposed slope should be covered by green net after earthwork at Portion A.	
	7 Oct 2024	Reminder:	
	14 Oct 2024	The Contractor was reminded that any breaks in the slope protection should be maintained and shotcrete for long-term slope protection at SBA.	
	21 Oct 2024		
	28 Oct 2024		
	4 Nov 2024		
	11 Nov 2024		
	14 Oct 2024	Observation:	The Contractor was advised that watering should be provided regularly to ensure the unpaved main haul road is kept damp to prevent dust dispersion at Portion A.
	4 Nov 2024	Unpaved main haul road is dusty and fugitive dust is observed at Portion A.	
	14 Oct 2024	Observation: Activities of handing or storage of bulk cement or dry PFA shall be carried out in a totally enclosed system or facility at Portion E3-1.	The Contractor was recommended that the shelter-on top and the 3-sides should be provided for the activities of handing and storage of bulk cement or dry PFA at Portion E3-1.
	14 Oct 2024	Observation: The exposed slope at Portion B2-1 was observed to be not entirely covered by impervious sheeting.	The Contractor was reminded that any breaks in the slope protection should be maintained and shotcrete for long-term slope protection at SBA.

Parameter	Date	Observation and Reminders	Follow-up Action Taken
Air Quality	14 Oct 2024	Reminder:	
	21 Oct 2024	The Contractor was reminded that the exposed slope should be covered with green netting and that the dusty material should be disposed of as soon as possible after the earthwork at Portion A.	
	28 Oct 2024		
	21 Oct 2024	Observation: The generator without NRMM label was observed at Portion D.	The contractor was reminded that NRMM label should be affixed on the generator at Portion D.
	28 Oct 2024	Observation: More than 20 bags of PFA material should be stored in the top and 3-sides of the shelter or covered with impervious sheeting at Portion A.	The Contractor was reminded that more than 20 bags of PFA material should be stored in a top and three-sided shelter or covered with an impervious sheet at Portion A.
	28 Oct 2024	Observation: Open stockpiling of construction material should be covered with tarpaulin and removed as soon as possible at Portion E4.	The Contractor was advised that open stockpiling of construction material should be removed and kept away from the sedimentation basin at Portion E4.
	4 Nov 2024	Observation: The exposed slope without impervious sheet was observed after the earthwork at Portion A.	The Contractor was advised that the exposed slope after earthwork should be covered with impervious sheeting or green netting to minimize the visual impact at Portion A.
	4 Nov 2024	Reminder: The Contractor was reminded that the exposed slope should be covered with impervious sheeting and shotcrete for long-term slope protection at Portion E4.	
	11 Nov 2024		
	18 Nov 2024		
	25 Nov 2024		
	4 Nov 2024	Reminder: The Contractor was reminded that the dust control measures (including frequency of watering by water trucks and water sprinkler etc.) should be increased when the exposed area was dry and the operation of water sprinkler should be maintained in good conditions to ensure the high effectiveness of dust control in the project site.	
	11 Nov 2024		
	25 Nov 2024	Reminder: The Contractor was reminded that NRMM label should be provided and affixed to the new generator before it is operated at SBA.	

Parameter	Date	Observation and Reminders	Follow-up Action Taken
Air Quality	2 Dec 2024	Observation: The unpaved haul road was dry and fugitive dust was observed at Portion A, E3-1A and E4.	The Contractor was reminded that the dust control measures (including frequency of watering by water trucks and water sprinkler etc.) should be increased when the exposed area was dry and the operation of water sprinkler should be maintained in good conditions to ensure the high effectiveness of dust control at Portion A, E3-1A and E4.
	2 Dec 2024	Reminder: The Contractor was reminded that the exposed slope should be covered with impervious sheeting after earthworks completed at Portion A.	
	16 Dec 2024	Observation: The unpaved access road should be sprayed with water when the access road was dry. And the speed limit sign should be displayed at the access road of Portion B2/E1.	The Contractor was advised that the unpaved access road should be sprayed with water when the access road was dry. And the speed limit sign should be displayed at the access road of Portion B2/E1 to minimize the flying dust carried by the transportation of the relevant access road.
	16 Dec 2024	Observation: The worksites were dry and the breaking works without dust control measures at Portion E4 were found.	The Contractor was recommended that the worksites should be wetted with water regularly and the breaking work area at Portion E4 when the work is conducting to reduce the risk of causing flying dust.
	23 Dec 2024	Observation: The paved and unpaved access roads were dry, and fugitive dust was observed at Portion A B2-E1 and SBA.	The Contractor was advised that dust control measures should be implemented, such as providing water spray and increasing the frequency of water trucks, to ensure that both paved and unpaved access roads are wetted and to prevent dust dispersion at Portions A, B2-E1, and SBA.
	30 Dec 2024	Observation: The unpaved access road should be wetted by watering when the road was dry.	The Contractor was advised that water spraying and water trucks should be arranged and provided frequently to ensure the unpaved access road was wetted and to prevent dust dispersion at Portions B2-E1 and SBA.
	30 Dec 2024	Observation: More than 20 bags of cement or dry PFA without cover was observed at Portion B2-E1.	The Contractor was recommended that more than 20 bags of cement or dry PFA should be covered entirely by impervious sheeting or placed in an area sheltered on the top and 3 sides at Portion B2-E1.

Parameter	Date	Observation and Reminders	Follow-up Action Taken
Air Quality	30 Dec 2024	Observation: The accumulation of demolished trees was found at Portion B2-E1.	The Contractor was reminded that demolished trees should be completely covered with impervious sheeting or placed in an area sheltered on the top and three sides within a day of demolition sides at Portion B2-E1.
Noise	No specific observation was identified in the reporting period.		
Water Quality	7 Oct 2024	Reminder: The Contractor was reminded that the excavation materials near the u-channel should be removed and kept away from the u-channel, and that sandbag barriers should be provided near the u-channel to minimize the excavation materials from entering the drainage system at Portion B2-1 directly when a rainstorm occurs.	
	14 Oct 2024		
	21 Oct 2024		
	28 Oct 2024		
	4 Nov 2024		
	7 Oct 2024	Reminder: The Contractor was reminded that the deposited silt and grit under the sedimentation basins at Portions B2-1 and E3-1 should be removed regularly in order to maintain the effectiveness of these sedimentation basins.	
	21 Oct 2024	Observation: The accumulated of wastewater with general waste in the skip was found at Portion A.	
	28 Oct 2024	Observation: Silt fence should be properly maintained at SBA.	
	11 Nov 2024	Observation: Excavation material near the u-channel is observed at Portion B2-1.	
	18 Nov 2024	Reminder: The Contractor was reminded that the function of silt removal facilities and drainage system should be maintained properly before rainstorm.	

Parameter	Date	Observation and Reminders	Follow-up Action Taken
Water Quality	25 Nov 2024	Reminder: The deposited of silt and grit should be cleaned and disposed regularly at Portion E3-1.	The Contractor was advised to arrange regular desilting to ensure the proper efficiency of drainage system at Portion E3-1.
	2 Dec 2024	Observation: The deposited of silt with muddy water was observed in wheel washing bay at Portion A.	The Contractor was advised that the deposits of silt in the wheel washing bay should be cleaned regularly to ensure that each vehicle is washed immediately to remove any dust and debris from its body and wheels before leaving the construction site.
	9 Dec 2024	Observation: The fallen trees were collapsed into the drainage channel.	The Contractor was advised that the trees should be removed to ensure that the drainage channel is properly maintained and remains efficient.
	9 Dec 2024	Reminder: The Contractor was reminded that the exposed slope should be covered with impervious sheeting after earthworks completed at Portion A.	
Waste and Chemical Management	7 Oct 2024	Observation: Chemical container mixed with C&D waste in waste skip at SBA.	The Contractor was reminded to provide chemical drip tray for chemical storage to prevent chemical spillage and land contamination at SBA.
	11 Nov 2024	Observation: General waste was observed on the floor at Portion D.	The Contractor was recommended that enclosed bin should be provided for general collection and waste segregation to avoid waste accumulated on the floor at Portion D.
	11 Nov 2024	Observation: Chemical containers without drip tray and chemical label were found at Portion D.	The Contractor was advised that chemical containers should be placed in the drip tray and labelled chemical label at Portion D.
	18 Nov 2024	Observation: The accumulated of C&D waste was observed on the floor at Portion A.	The contractor was reminded that the C&D waste should be collected in waste skip properly at Portion A.
	16 Dec 2024	Observation: Accumulation of waste was found at Portion D.	The Contractor was advised that the accumulation of waste should be removed regularly to minimize the nuisance from windblown and dust.

Parameter	Date	Observation and Reminders	Follow-up Action Taken
Waste and Chemical Management	23 Dec 2024	Observation: The accumulation of general waste was observed on the floor at Portion A, and the general waste was found stored in waste skips and rubbish bins without covers at SBA.	The Contractor was reminded that the frequency of general waste disposal should be increased to prevent waste accumulation at Portion A, and that enough enclosed bins should be provided to ensure proper general waste collection at SBA.
	30 Dec 2024	Observation: General wastes were found in waste skip and rubbish bins without covers was observed at SBA.	The Contractor was reminded that enough enclosed bins should be provided to ensure proper general waste collection at SBA.
Landscape and Visual Impact	No specific observation was identified in the reporting period.		
Permit / Licenses	No specific observation was identified in the reporting period.		

- 11.1.4 No general site inspections were conducted by Environmental Protection Department-Regional Office (North) (EPD-RNG) during the reporting period.

12 Environmental Non-conformance

12.1 Summary of Monitoring Exceedance

Air Quality Monitoring

- 12.1.1 No Action / Limit Level exceedance impact monitoring was recorded at designated monitoring stations during the reporting period. The Summary of Impact 1-hr & 24-hr TSP Exceedance are shown in **Table 12-1**.

Table 12-1 Summary of Impact 1-hr & 24-hr TSP Exceedance during the reporting period

Dust Monitoring Station		AM1		AM2		AM3	
Parameters	Level Exceedance	Action Level	Limit Level	Action Level	Limit Level	Action Level	Limit Level
1-hr TSP	Exceedance Date	-	-	-	-	-	-
	Exceedance Count	0	0	0	0	0	0
24-hr TSP	Exceedance Date	-	-	-	-	-	-
	Exceedance Count	0	0	0	0	0	0

Remarks: * equal to non-project related

Noise Monitoring

- 12.1.2 No exceedance of the Action and Limit Levels was recorded at designated monitoring stations during the reporting period. The Summary of Impact Noise Exceedance are shown in **Table 12-2**.

Table 12-2 Summary of Impact Noise Exceedance during the reporting period

Noise Monitoring Station		NM1(a)		NM2(a)	
Parameters	Level Exceedance	Action Level	Limit Level	Action Level	Limit Level
LA _{eq} (30mins)	Exceedance Date	-	-	-	-
	Exceedance Count	0	0	0	0

Remarks: * equal to non-project related

Surface Water Quality Monitoring

- 12.1.3 No exceedance of Action and Limit Levels of surface was recorded at designated monitoring stations during the reporting period. The Summary of Impact Surface Water Quality Exceedance are shown in **Table 12-3**.

Table 12-3 Summary of Impact Surface Water Quality Exceedance during the reporting period

Surface Water Quality Monitoring Station		WM1		WM2	
Level Exceedance		Action Level	Limit Level	Action Level	Limit Level
Parameters					
pH	Exceedance Date	-	-	-	-
	Exceedance Count	0	0	0	0
DO	Exceedance Date	-	-	-	-
	Exceedance Count	0	0	0	0
Turbidity	Exceedance Date	-	-	-	-
	Exceedance Count	0	0	0	0
SS	Exceedance Date	-	-	-	-
	Exceedance Count	0	0	0	0

Remarks: * equal to non-project related

Landfill Gas Monitoring

- 12.1.4 No exceedance of the Action and Limit Levels for were recorded at designated monitoring stations during the reporting period. The Summary of Landfill Gas Exceedance are shown in **Table 12-4**.

Table 12-4 Summary of Landfill Gas Exceedance during the reporting period

Landfill Gas Monitoring Station		Portion A +50 mpD to 70 mpD Platform	
Level Exceedance		Action Level	Limit Level
Parameters			
CH ₄	Exceedance Date	-	-
	Exceedance Count	0	0
CO ₂	Exceedance Date	-	-
	Exceedance Count	0	0
O ₂	Exceedance Date	-	-
	Exceedance Count	0	0

Remarks: * equal to non-project related

12.2 Summary of Environmental Non-compliance

- 12.2.1 No non- compliance event was recorded during the reporting period.

12.3 Summary of Environmental Complaint

- 12.3.1 One environmental complaint regarding the water quality was received on 28 November 2024. The relevant investigation is conducting by the related parties. The investigation results will be presented when the investigation has been completed. The cumulative statistics on environmental complaints are presented in **Table 12-5**.

Table 12-5 Cumulative Statistics on Environmental Complaints

Reporting Period		Environmental Aspects				
		Air Quality	Noise	Water Quality	Waste	Ecology
Oct 2024	Complaint Date	-	-	-	-	-
	No. of Complaint	0	0	0	0	0
Nov 2024	Complaint Date	-	-	28 Nov 2024	-	-
	No. of Complaint	0	0	1	0	0
Dec 2024	Complaint Date	-	-	-	-	-
	No. of Complaint	0	0	0	0	0
Total during the reporting period		0	0	1	0	0
Accumulate of project		1	0	7(1* & 1#)	0	0

Remarks: * equal to non-project related after the investigation.

12.3.2 Cumulative complaint / enquiry log, Summaries of complaints and enquiries & Environmental complaint reports are presented in **Appendix I**.

12.4 Summary of Environmental Summons and Successful Prosecution

12.4.1 No summons and prosecution were received during the reporting period.

13 Implementation Status on Environmental Mitigation Measures

- 13.1.1 The Contractor has generally implemented part of environmental mitigation measures and requirements as stated in the EIA Report, the EP and Updated EM&A Manual and the contract documents. The implemented mitigation measures are considered effective. The implementation status during the reporting period is summarized in **Appendix G**.

14 Conclusion

- 14.1.1 1-hr & 24-hr TSP impact monitoring was carried out in the reporting period. No Action / Limit Level exceedance for 1-hr & 24-hr TSP impact monitoring at AM1, AM2 & AM3 was recorded during the reporting period.
- 14.1.2 Construction noise monitoring was carried out in the reporting period. No Action / Limit Level exceedance for construction noise monitoring at NM1a & NM2a was recorded during the reporting period.
- 14.1.3 Site clearance of future landfilling area is in progress. The installation of groundwater monitoring boreholes will be installed after the site formation work of the landfilling area. The target commencement period of groundwater monitoring will be in 2026. No groundwater monitoring is required before the completion of site formation work of the landfilling area.
- 14.1.4 Surface water monitoring was carried out in the reporting period. No Action / Limit Level exceedance for surface water monitoring at WM1 & WM2 was recorded during the reporting period.
- 14.1.5 Landfill Gas Monitoring was carried out in the reporting period. No exceedance of Action and Limit Levels of LFG was recorded during the reporting period.
- 14.1.6 In terms of cultural heritage, implementation of the mitigation measures such as permanent fencing to protect the boulder path and setting up warning notices during construction phase of the Project has been monitored through the regular site inspection/audit in the reporting period. All the mitigation measures are in order.
- 14.1.7 no post-transplantation monitoring, and no post-translocation monitoring was conducted during the reporting period.
- 14.1.8 13 environmental site inspections were carried out in the reporting period. Recommendations on mitigation measures for Permit/ Licenses were given to the Contractor for remediating the deficiencies identified during the site inspections.
- 14.1.9 One environmental complaint regarding the water quality was received on 28 November 2024. The relevant investigation is conducting by the related parties. The investigation results will be presented when the investigation has been completed.
- 14.1.10 No non-compliance event was recorded during the reporting period.
- 14.1.11 No notification of summons and prosecution was received during the reporting period.

Comment and Recommendations

- 14.1.12 The recommended environmental mitigation measures, as proposed in the EIA reports and Updated EM&A Manuals shall be effectively implemented to minimize the potential environmental impacts from the Project. The EM&A programme would effectively monitor the environmental impacts generated from the construction activities and ensure the proper implementation of mitigation measures.
- 14.1.13 According to the environmental audit performed in the reporting period, the following recommendations were made:

Air Quality Impact

- The Contractor was reminded that stockpiling of dusty material should be covered properly by impervious sheet to prevent dust dispersion.
- The Contractor was reminded that the unpaved access road should be wetted by water spraying to prevent dust dispersion.
- The Contractor was reminded that NRMM label should be affixed on the generator.
- The Contractor was reminded that the dust control measures (including frequency of watering by water trucks and water sprinkler etc.) should be increased when the exposed area was dry and the operation of water sprinkler should be maintained in good conditions to ensure the high effectiveness of dust control in the project site.

Construction Noise Impact

- No specific observation was identified in the reporting period.

Water Quality Impact

- The Contractor was advised to provide channel, earth bunds, or sandbag barriers to properly direct stormwater to silt removal facility and clean up the deposited silt and grit regularly.
- The Contractor was reminded that the slope protection should be scheduled and maintained.
- The Contractor was reminded that the precaution shall be taken with Appendix A2 of ProPECC PN 1/94 before, during and after rainstorm.
- The Contractor was reminded that the exposed slope surface should not only be covered with a green net, but also with tarpaulin sheets for short-term and shotcrete for long-term slope protection, to prevent silty stormwater runoff.
- The Contractor was reminded that the excavation materials near the u-channel should be removed and kept away from the u-channel, and that sandbag barriers should be provided near the u-channel to minimize the excavation materials from entering the drainage system directly when a rainstorm occurs.
- The Contractor was reminded that the deposited silt and grit under the sedimentation basins should be removed regularly in order to maintain the effectiveness of these sedimentation basins.
- The Contractor was reminded that accumulated water should be removed and directed to silt removal facilities for treatment.
- The Contractor was advised to conduct silt fence maintenance regularly to ensure the silt fence around the soil stockpile areas prevents sediment from entering the system.
- The Contractor was recommended to change the angle of placing the shovel bucket and provide the cover such as impervious sheet for waste skip to minimize the potential risk for accumulation of water. The accumulated water should be removed to silt removal facilities for treatment.

Waste and Chemical Management

- The Contractor was reminded to provide chemical drip tray for chemical storage to prevent chemical spillage and land contamination.
- The Contractor was reminded that the general waste and C&D waste should be segregated by enclosed bin and C&D waste skip to ensure general waste and C&D waste are stored separately and properly.

Landscape and Visual Impact

- No specific observation was identified in the reporting period.

Permit / Licenses

- No specific observation was identified in the reporting period.

14.1.14 The Contractor has generally implemented environmental mitigation measures and requirements as stated in the EIA Report, the EP and Updated EM&A Manual and the contract documents. The implemented mitigation measures are considered effective.

14.1.15 The ET will keep track on the EM&A programme to ensure compliance of environmental requirements and the proper implementation of all necessary mitigation measures.

Figure 1 Location of the Project Site

Figure 2 Impact Air, Noise & Surface Water Quality Monitoring Locations

Figure 3 Landfill Gas Monitoring Locations

Appendix A Construction Programme & Construction Site Activities

Appendix B Project Organization Chart & Management Structure

Appendix C Detail Status of FEP & EP Submission

Appendix D Graphical Presentations

Appendix E Notification of Environmental Quality Limits Exceedance

Appendix F Waste Flow Table

Our Ref.: CL/91823/2098-VES
Date: 14 January 2025

By Email

Veolia Hong Kong Holding Limited
40/F, One Taikoo Place
979 King's Road
Quarry Bay
Hong Kong

Attn.: Mr. Colin Mitchell

Meinhardt Infrastructure and Environment Ltd
邁進基建環保工程顧問有限公司

10/F Genesis
33-35 Wong Chuk Hang Road
Hong Kong
香港黃竹坑道33-35號
創協坊10樓

Tel 電話: +852 2858 0738
Fax 傳真: +852 2540 1580

mail@meinhardt.com.hk
www.meinhardt-china.com
www.meinhardtgroup.com

Dear Sir

Re: Contract No. EP/SP/77/15
North-East New Territories Landfill Extension (NENTX)
Quarterly Environmental Monitoring and Audit Report (No.8) –
October to December 2024

I refer to Section 2.6 to 2.10 and Section 12.3 of the Environmental Monitoring and Audit Manual, regarding the submission of a quarterly Environmental Monitoring and Audit report. I hereby verify the captioned "Quarterly Environmental Monitoring and Audit Report (No.8) – October to December 2024" dated 14 January 2025.

Should you have any queries, please do not hesitate to contact the undersigned at 2859 5409.

Yours faithfully
MEINHARDT INFRASTRUCTURE AND ENVIRONMENT LTD



Claudine Lee
Independent Environmental Checker



your FIRST CHOICE | Innovative • High-quality • Value-added Solutions

Adelaide • Auckland • Bangkok • Beijing • Bahrain • Brisbane • Birmingham • Chennai • Coimbra • Danang • Dubai • Delhi • Egypt • Gurgaon • Golden Coast • Glasgow • Ho Chi Minh City • Hong Kong • Hanoi • Islamabad • Istanbul • Ireland • Japan • Jakarta • Johor Bahru • Karachi • Kenya • Kuala Lumpur • Kuwait • Lahore • London • Lisbon • Macau • Manila • Muzaffarabad • Myanmar • Melbourne • Malta • New York City • Nepal • Noida • Oman • Phnom Penh • Perth • Peshawar • Qatar • Riyadh • Reading • Shanghai • Shenzhen • Singapore • Saudi Arabia • Sydney • Uae • Yangon

Aurecon Hong Kong Limited
Unit 1608, 16/F, Tower B,
Manulife Financial Centre,
223 – 231 Wai Yip Street, Kwun Tong
Hong Kong

T +852 3664 6888
F +852 3664 6999
E hongkong@aurecongroup.com
W aurecongroup.com



Ref: P521530-0000-REP-NN-0101

By Email

14 January 2025

Meinhardt Infrastructure & Environment Ltd.
10/F Genesis
33-35 Wong Chuk Hand Road
Hong Kong

Attn: Ms. Claudine Lee,

Dear Claudine,

Re: Contract No. EP/SP/77/15
Northeast New Territories Landfill Extension
Quarterly Environmental Monitoring and Audit Report (No. 8) – October to December
2024 R1

In accordance with the requirement specified in Section 2.7 to 2.11 & Section 12.3 of Updated Environmental Monitoring and Audit (EM&A) Manual, we are pleased to submit the certified “Quarterly Environmental Monitoring and Audit Report (No. 8) – October to December 2024” dated 14 January 2025 R1 for your verification.

Should you require any further information or clarification, please do not hesitate to contact the undersigned or our Mr. Keith Chau on 3664 6788.

Yours faithfully,
For and on behalf of
Aurecon Hong Kong Limited

A handwritten signature in blue ink, appearing to read "Fredrick Leong".

Fredrick Leong
Environmental Team Leader

Encl.

1. Quarterly Environmental Monitoring and Audit Report (No. 8) – October to December 2024 R1

cc.

1. Veolia (Contractor) – Mr. Matt Choy (By email: matt.choy@veolia.com)

Document Control Record

Document prepared by:

Aurecon Hong Kong Limited

Unit 1608, 16/F, Tower B, Manulife Financial Centre,

223 – 231 Wai Yip Street, Kwun Tong, Kowloon

Hong Kong S. A. R.

T +852 3664 6888

F +852 3664 6999



E hongkong@aurecongroup.com

W aurecongroup.com

A person using Aurecon documents or data accepts the risk of:

- a) Using the documents or data in electronic form without requesting and checking them for accuracy against the original hard copy version.
- b) Using the documents or data for any purpose not agreed to in writing by Aurecon.

Document control							aurecon
Report title		Quarterly Environmental Monitoring and Audit Report (No. 8) – October to December 2024					
Document ID			Project number		P521531		
File path							
Client		Veolia Hong Kong Holding Ltd.					
Client contact			Client reference				
Rev	Date	Revision details/status	Author	Reviewer	Verifier (if required)	Approver	
0	9 January 2025	Draft	Jason Man	Keith Chau		Fredrick Leong	
1	14 January 2025	Draft	Jason Man	Keith Chau		Fredrick Leong	
Current revision		0					

Approval			
Reviewer's signature		Approver's signature	
Name	Keith Chau	Name	Fredrick Leong
Title	Associate, Environmental	Title	Environmental Team Leader

Contents

Executive Summary	1
1. Introduction	3
2. Project Information	5
3. Air Quality Monitoring	9
4. Noise Monitoring	14
5. Water Quality Monitoring	18
6. Waste Management	24
7. Landfill Gas Monitoring	25
8. Landscape and Visual	28
9. Cultural Heritage	29
10. Ecological Monitoring	30
11. Site Inspection and Audit	31
12. Environmental Non-conformance	37
13. Implementation Status on Environmental Mitigation Measures	40
14. Conclusion	41

Figure

Figure 1	Location of the Project Site
Figure 2	Impact Monitoring Locations
Figure 3	Landfill Gas Monitoring Locations

Appendix

Appendix A	Construction Programme & Construction Site Activities
Appendix B	Project Organization Chart & Management Structure
Appendix C	Detail Status of FEP & EP Submission
Appendix D	Graphical Presentations
Appendix E	Notification of Environmental Quality Limits Exceedance
Appendix F	Waste Flow Table
Appendix G	Environmental Mitigation Implementation Schedule (EMIS)
Appendix H	Mitigation Measures of Cultural Landscape Features
Appendix I	Cumulative complaint / enquiry log and Summaries of complaints and enquiry

Executive Summary

- ES1. Aurecon Hong Kong Limited (Aurecon) was appointed to undertake the role of Environmental Team (ET) and carry out Environmental Monitoring and Audit for the North East New Territories (NENT) Landfill Extension.
- ES2. The construction phase and EM&A programme of the Project commenced on 1 December 2022.
- ES3. This 8th Quarterly EM&A Report presents the EM&A works conducted from 1 October to 31 December 2024 in accordance with the Updated EM&A Manual.

Summary of Construction Works undertaken during Report Period

- ES4. The major construction works undertaken during the reporting period include:

ES Table1 Major Construction Works undertaken during the Reporting Period

Construction Activities Undertaken	Reporting Month		
	Oct 2024	Nov 2024	Dec 2024
- Material loading and unloading, site traffic at Portion A, SBA to alternative disposal ground	✓	✓	✓
- Construction of site buildings at Portion D	✓	✓	✓
- Site clearance at Portion A, B2/E1, E3-1 & E4	✓	✓	✓
- Installation of permanent fencing at Portion A, B1 & E4	✓	✓	✓
- Site formation at Portion A, B2/E1, E3-1 & E4	✓	✓	✓
- Tree felling at whole site	✓	✓	✓
Shotcreting (Permanent and Temporary) at whole site	✓	✓	✓
Soil nail installation at Portion A, B2/E1 & E4	✓	✓	✓
Installation of minipile at Portion A			✓
Construction of RE wall at Portion E3-1			✓

Environmental Exceedance

Air Quality, Noise, Surface Water Quality & Landfill Gas Monitoring

- ES5. No exceedance of the Action and Limit Levels were recorded at designated monitoring stations during the reporting period.

Environmental Non-conformance/Compliant/Summons and Prosecution

- ES6. No non-conformance event & summons/prosecutions were recorded and received in this reporting period. One environmental complaint regarding the water quality was recorded on 28 November 2024. The relevant investigation is conducting by the related parties. The investigation results will be presented when the investigation has been completed.

1. Introduction

1.1 Background

- 1.1.1 The North East New Territories Landfill Extension (the NENTX Project) is located adjacent to the existing North East New Territories (NENT) Landfill at Ta Kwu Ling. The extension site is located in a valley covering mainly the existing NENT Landfill Stockpile and Borrow Area that was formed to the east of the existing landfill as part of the original site development of the landfill, and layout plan shown in **Figure 1**.
- 1.1.2 The NENTX is a designated project. The Environmental Impact Assessment (EIA) Report (AEIAR-111/2007) and an Environmental Monitoring and Audit (EM&A) Manual were approved on 20 September 2007. The project is governed by an Environmental Permit (EP) (EP-292/2007) which was granted on 26 November 2007. A further of EP (FEP) was applied and the FEP (FEP-01/292/2007) was subsequently granted on 28 April 2022. Another further of EP (FEP-02/292/2007) was subsequently granted on 23 August 2023. The Updated EM&A Manual was approved by Director of Environmental Protection (DEP) on 4 January 2024.
- 1.1.3 In accordance with the requirements specified in Section 2.7 to 2.11 and Section 12.3 of the Updated EM&A Manual, Quarterly EM&A report should be submitted to the DEP within 10 working days after the end of the reporting quarter. The submissions shall be certified by the Environmental Team (ET) Leader and verified by the Independent Environmental Checker (IEC).
- 1.1.4 The construction phase and EM&A programme of the Project commenced on 1 December 2022.

1.2 Nature, Scale and Scope of the captioned Designated Project

- 1.2.1 The Nature, Scale and Scope of the captioned Designated Project is presented in **Table 1-1**.

Table 1-1 Nature, Scale and Scope of the captioned Designated Project

Item(s)	Content
Nature of Designated Project	Construction and operation of a landfill for waste as defined in the “Waste Disposal Ordinance” (Cap. 354)
Scale and Scope of Designated Project	<p>The Project mainly consists of the followings: -</p> <p>Construction and operation of a landfill extension of about 70 hectares with a target void space of at least 19 million cubic metres on the eastern side of the existing NENT Landfill, including the followings: -</p> <ul style="list-style-type: none"> i. Site formation and preparation; ii. Installation of liner system; iii. Installation of leachate collection, treatment and disposal facilities; iv. Installation of gas collection, utilization and management facilities; v. Utilities provisions and drainage diversion; vi. Landfilling operation; vii. Restoration and aftercare in subsequent stages; and viii. Measures to mitigate environmental impacts as well as environmental monitoring and auditing to be implemented.

1.3 Purpose of this Report

- 1.3.1 This is the 8th Quarterly EM&A Report which summarises the impact monitoring results and audit findings for the EM&A programme during the reporting period from 01 October to 31 December 2024.

1.4 Structure of the Report

- 1.4.1 The structure of the report is as follows:

Section 1 – Introduction

- details the background, purpose and structure of the report.

Section 2 – Project Information

- summarises background and scope of the Project, site description, project organization and contact details, construction programme, the construction works undertaken and the status of Environmental Permit(s)/License(s) during the reporting period.

Section 3 – Air Quality Monitoring

- Construction Dust

Section 4 – Noise Monitoring

Section 5 – Water Quality Monitoring

- Groundwater Monitoring
- Surface Water Monitoring

Section 6 – Waste Management

Section 7 – Landfill Gas Monitoring

Section 8 – Landscape and Visual

Section 9 – Cultural Heritage

Section 10 – Ecological Monitoring

Section 11 – Site Inspection and Audit

Section 12 – Environmental Non-Conformance

Section 13 – Implementation Status on Environmental Mitigation Measures

Section 14 – Conclusion

2. Project Information

2.1 Construction Activities

2.1.1 A summary of the major construction activities undertaken in this reporting period is shown in **Table 2-1**. Construction programme and detailed construction activities are illustrated in **Appendix A**.

Table 2-1 Major Construction Activities Undertaken in the Reporting Period

Construction Activities Undertaken	Reporting Month		
	Oct 2024	Nov 2024	Dec 2024
- Material loading and unloading, site traffic at Portion A, SBA to alternative disposal ground	✓	✓	✓
- Construction of site buildings at Portion D	✓	✓	✓
- Site clearance at Portion A, B2/E1, E3-1 & E4	✓	✓	✓
- Installation of permanent fencing at Portion A, B1 & E4	✓	✓	✓
- Site formation at Portion A, B2/E1, E3-1 & E4	✓	✓	✓
- Tree felling at whole site	✓	✓	✓
Shotcreting (Permanent and Temporary) at whole site	✓	✓	✓
Soil nail installation at Portion A, B2/E1 & E4	✓	✓	✓
Installation of minipile at Portion A			✓
Construction of RE wall at Portion E3-1			✓

2.2 Project Organization & Management Structure

2.2.1 The Project Organization Chart & Management Structure are shown in **Appendix B**. The key personnel contact information is summarized in **Table 2-2**.

Table 2-2 Contact Information of Key Personnel

Party	Name	Contact Number
Contractor (Veolia Hong Kong Holding Ltd.)	Mr. Matt Choy	2902 5296
Independent Environmental Checker (IEC) (Meinhardt Infrastructure and Environment Ltd.)	Ms. Claudine Lee	2859 5409
Environmental Team Leader (ETL) (Aurecon Hong Kong Limited)	Mr. Fredrick Leong	3664 6888

2.3 Status of Submission required under the FEP & EP during reporting period

- 2.3.1 The status of statutory environmental compliance with the EP & FEP conditions under the EIAO, submission status under the EP & FEP during reporting period are presented in **Table 2-3**. The detail status of statutory environmental compliance with the EP & FEP conditions under the EIAO, submission status under the EP & FEP for NENTX project are shown in **Appendix C**.

Table 2-3 Status of Submissions required under the EP & FEP during reporting period

EP Condition	FEP Condition	Submission / Measures	Status
2.3	2.1	Management Organization of Main Construction Companies	Submitted
2.4	2.2	Setting up of Community Liaison Group (CLG)	Community Liaison Group was set up.
2.5	2.3	Submission of EM&A Manual	Submitted
2.6	2.4	Submission of Preservation of Cultural Landscape Features	Submitted
2.7	2.5	Submission of Vegetation Survey (Transplantation Proposal)	Submitted
2.8	2.6	Submission of Translocation Proposal	Submitted
2.9	2.7	Submission of Transplantation Report and Post-Transplantation Monitoring	Submitted
2.10	2.8	Submission of Translocation Report and Post-Translocation Monitoring	Submitted
2.11	2.9	Submission of Detailed Landfill Gas Hazard Assessment Report	Submitted
2.12	2.10	Submission of Waste Management Plan	Submitted
3.2	3.2	Submission of Baseline Monitoring Report	Submitted
3.3	3.3	Submission of Monthly EM&A Report	23 rd report (Oct 2024) 24 th report (Nov 2024) 25 th report (Dec 2024)

2.4 Status of Environmental Approval Document

2.4.1 A summary of the relevant valid permits, licences, and/or notifications on environmental protection for this Project since the granting of the EP & FEP is presented in **Table 2-4**.

Table 2-4 Summary of the relevant valid permits, licences, and/or notifications on environmental protection

Permit / Licenses / Notification	Reference	Expiry Date	Remark
Environmental Permit (EP)	EP-292/2007	Throughout the Contract	Permit granted on 26 November 2007
Further Environmental Permit (FEP)	FEP-01/292/2007	Throughout the Contract	Permit granted on 28 April 2022
	FEP-02/292/2007	Throughout the Contract	Permit granted on 23 August 2023
Notification of Construction Works as required under Air Pollution Control (Construction Dust) Regulation	479809	Throughout the Construction Phase	Notified on 13 May 2022
Registration of Waste Producer under Waste Disposal Ordinance	7043692	Throughout the Contract	Registered on 13 April 2022
Construction Noise Permit	GW-RN1050-24	18 December 2024	Permit granted on 6 September 2024
	GW-RN1455-24	19 December 2024	Permit granted on 11 December 2024
Registration as Chemical Waste Producer	5213-642-P1034-18	Throughout the Contract	Registered on 11 July 2022
Effluent Discharge License under Water Pollution Control Ordinance	WT00042301-2022	31 October 2027	Permit granted on 18 October 2022 Variation of Licence (Permit granted on 7 February 2023)

3. Air Quality Monitoring

3.1 Construction Dust

3.1.1 Monitoring Requirement

- 3.1.1.1 In accordance with the Updated EM&A Manual, 1-hr & 24-hr Total Suspended Particulates (TSP) levels should be measured at the designated air quality monitoring stations in every 6 days to ensure that any deteriorating air quality could be readily detected, and timely action shall be undertaken to rectify such situation. For 1-hr TSP monitoring, the sampling frequency of at least three times in every six-days should be undertaken when the highest dust impact occurs. The specific time to start and stop the 24-hr TSP monitoring shall be clearly defined for each location.

3.1.2 Monitoring Parameters, Frequency and Location

- 3.1.2.1 According to the Updated EM&A Manual, three monitoring stations namely AM(D)1, AM(D)2 and AM(D)3 are selected for the impact monitoring.
- 3.1.2.2 A baseline monitoring plan has been submitted to IEC and EPD on 31 May 2022 including the proposal with justification of change of monitoring locations. Due to limited access to the original monitoring locations at AM(D)1, AM(D)2 and AM(D)3, the adjusted stations at AM1, AM2 and AM3 were agreed with IEC prior to the baseline and impact monitoring. The locations of adjusted dust monitoring locations are shown in **Figure 2**.
- 3.1.2.3 The locations of dust monitoring stations are shown in **Table 3-1**. The monitoring parameters, frequency and duration are shown in **Table 3-2**.

Table 3-1 Locations of Dust Monitoring Stations

Monitoring Station	Representative for	Monitoring Parameters
AM1	Tung Lo Hang	1-hr and 24-hr TSP
AM2	Heung Yuen Wai	1-hr and 24-hr TSP
AM3	Wo Keng Shan Tsuen	1-hr and 24-hr TSP

Remarks:

The contractor passed correspondence including original monitoring locations specified on the Approved EM&A Manual to the village representatives on 26 April 2022. After a meeting with Ta Kwu Ling District Rural Committee (RC) Chairman, representative from the RC and a few villagers on 1 May 2022, all the Village Heads of Wo Keng Shan Tsuen, Heung Yuen Wai and Lin Ma Hang verbally refused to accept our proposal for installation of dust and / or noise monitoring equipment within or next to their villages, for the baseline & impact monitoring.

AM(D)1 Tung Lo Hang, AM(D)2 Heung Yuen Wai, AM(D)3 Wo Keng Shan Tsuen are the air monitoring stations for the construction phase EM&A programme as identified in the approved EM&A Manual for the Project. The access to Tung Lo Hang, Heung Yuen Wai and Wo Keng Shan Tsuen were denied. A search for alternative air monitoring locations (AM1, AM2 & AM3) was carried out during the site visit.

The Baseline Monitoring Plan has been submitted to IEC and EPD including the proposal of change of monitoring locations on 31 May 2022. This arrangement was conducted between baseline and impact monitoring and has been agreed by the Independent Environmental Checker (IEC) and no comment received from EPD.

Due to the adjustment of the location of AM(D)1, AM(D)2 & AM(D)3 to AM1, AM2 & AM3, the measured air quality levels at AM1, AM2 & AM3 would represent the air quality levels at AM(D)1, AM(D)2 & AM(D)3.

Table 3-2 Dust Impact Monitoring Parameters, Frequency and Duration

Monitoring Station	Parameter	Frequency and Duration
AM1, AM2, AM3	1-hr TSP	At least 3 times per 6 days
	24-hr TSP	1 time per 6 days

3.1.3 Monitoring Results

3.1.3.1 The impact dust monitoring results are summarized in **Table 3-3** and **Table 3-4**. The graphical presentations of monitoring data are presented in **Appendix D**.

Table 3-3 Summary of Impact 1-hr TSP Monitoring Results

Month	Average 1-hr TSP Concentration, $\mu\text{g}/\text{m}^3$ (Range)		
	Dust Monitoring Station		
	AM1	AM2	AM3
Oct 2024	24 (18 – 31)	38 (31 – 44)	46 (38 – 56)
Nov 2024	26 (20 – 30)	34 (21 – 41)	44 (36 – 51)
Dec 2024	26 (20 – 30)	42 (38 – 50)	41 (38 – 43)
Action Level	>285	>279	>285
Limit Level	>500		

Table 3-4 Summary of Impact 24-hr TSP Monitoring Results

Month	Average 24-hr TSP Concentration, $\mu\text{g}/\text{m}^3$ (Range)		
	Dust Monitoring Station		
	AM1	AM2	AM3
Oct 2024	114 (104 – 126)	122 (114 – 136)	127 (119 – 137)
Nov 2024	103 (97 – 115)	113 (92 – 131)	116 (104 – 132)
Dec 2024	82 (77 – 93)	103 (91 – 116)	115 (108 – 120)
Action Level	>164	>152	>163
Limit Level	>260		

3.1.3.2 The Summary of Impact 1-hr & 24-hr TSP Exceedance are shown in **Table 3-5**.

Table 3-5 Summary of Impact 1-hr & 24-hr TSP Exceedance

Dust Monitoring Station		AM1		AM2		AM3	
Parameters	Level Exceedance	Action Level	Limit Level	Action Level	Limit Level	Action Level	Limit Level
1-hr TSP	Exceedance Date	-	-	-	-	-	-
	Exceedance Count	0	0	0	0	0	0
24-hr TSP	Exceedance Date	-	-	-	-	-	-
	Exceedance Count	0	0	0	0	0	0

Remarks: * equal to non-project related

3.1.3.3 No Action / Limit Level exceedance for 1-hr & 24-hr TSP impact monitoring at AM1, AM2 & AM3 was recorded during the reporting period. The Notification of Environmental Quality Limits Exceedances are presented in **Appendix E**.

3.1.4 Recommended Mitigation Measures

3.1.4.1 The recommended dust mitigation measures from EIA report are listed as followed:

- The contractor shall follow the procedures and requirements given in the Air Pollution Control (Construction Dust) Regulation.
- Dust emission from construction vehicle movement is confined within the worksites area.
- Watering facilities will be provided at every designated vehicular exit point.
- Good site practice is recommended during construction phase.

3.1.5 Event and Action Plan

3.1.5.1 Should non-compliance of the criteria occur, action in accordance with the action plan in **Table 3-6** shall be carried out.

Table 3-6 Event and Action Plan for dust impact

Event	ET	IEC	Contractor
Exceedance of Action Level			
Exceedance for one sample	<ul style="list-style-type: none"> Identify source Prepare Notification of Exceedance Inform IEC and Contractor Repeat measurement to confirm findings Increase monitoring frequency to daily if exceedance is due to the Project and continue until the monitoring results reduce to below action level 	<ul style="list-style-type: none"> Verify the Notification of Exceedance Check monitoring data submitted by ET and Contractor's working methods Discuss with ET and Contractor on proposed remedial measures 	<ul style="list-style-type: none"> Rectify any unacceptable practice Amend working methods if appropriate
Exceedance for two or more consecutive samples	<ul style="list-style-type: none"> Identify source Prepare Notification of Exceedance Inform Contractor and IEC Repeat measurements to confirm findings Increase monitoring frequency to daily if exceedance is due to the Project and continue until the monitoring results reduce to below action level Discuss with IEC for remedial action required Ensure remedial measures are properly implemented Continue monitoring at daily intervals if exceedance is due to the Project If no exceedance for 3 consecutive days, cease additional monitoring 	<ul style="list-style-type: none"> Verify the Notification of Exceedance Check monitoring data submitted by ET and Contractor's working methods Discuss with ET and Contractor on proposed remedial measures Review with analysed results submitted by ET Review the proposed remedial measures by Contractor Supervise the implementation of remedial measures 	<ul style="list-style-type: none"> Submit proposals for remedial actions to IEC within 3 working days of notification Implement the agreed proposals Amend proposal if appropriate

Event	ET	IEC	Contractor
Exceedance of Limit Level			
Exceedance for one sample	<ul style="list-style-type: none"> Identify source Prepare Notification of Exceedance Inform IEC and Contractor Repeat measurement to confirm findings Increase monitoring frequency to daily if exceedance is due to the Project and continue until the monitoring results reduce to below limit level Assess effectiveness of Contractor's remedial actions and keep EPD and IEC informed of the results 	<ul style="list-style-type: none"> Verify the Notification of Exceedance Check monitoring data submitted by ET and Contractor's working methods Discuss with ET and Contractor potential remedial actions Supervise the implementation of remedial measures 	<ul style="list-style-type: none"> Take immediate action to avoid further exceedance Submit proposals for remedial actions to IEC within 3 working days of notification Implement the agreed proposals Amend proposal if appropriate
Exceedance for two or more consecutive samples	<ul style="list-style-type: none"> Identify source Prepare Notification of Exceedance Inform IEC and EPD the causes and actions taken for the exceedances Discuss with IEC for remedial action required Ensure remedial measures are properly implemented Assess effectiveness of Contractor's remedial actions and keep IEC, EPD and informed of the results Increase monitoring frequency to confirm findings If exceedance stops, cease additional monitoring 	<ul style="list-style-type: none"> Verify the Notification of Exceedance Check monitoring data submitted by ET and Contractor's working methods Discuss amongst ET and Contractor on the potential remedial actions. Review Contractor's remedial actions whenever necessary to assure their effectiveness Supervise the implementation of remedial measures 	<ul style="list-style-type: none"> Take immediate action to avoid further exceedance Submit proposals for remedial actions to IEC of notification Implement the agreed proposals Resubmit proposals if problem still not under control Stop the relevant activity of works until the exceedance is abated

4 Noise Monitoring

4.1 Monitoring Requirement

- 4.1.1 In accordance with the Updated EM&A manual, noise impact monitoring shall be carried out at 2 monitoring stations NM1 and NM2 once a week during normal construction working hour (0700-1900 Monday to Saturday). The minimum logging interval shall be 30 minutes with average of 6 consecutive L_{eq} (5 mins), L_{10} and L_{90} shall also be measured at 5 mins intervals.

4.2 Monitoring Locations, Parameters and Frequency

- 4.2.1 According to the Updated EM&A Manual, two monitoring stations namely NM1 and NM2 are selected for the impact monitoring.
- 4.2.2 A baseline monitoring plan has been submitted to IEC and EPD on 31 May 2022 including the proposal with justification of change of monitoring locations. Due to limited access to the original monitoring locations at NM1 and NM2, the adjusted stations at NM1a and NM2a were agreed with IEC prior to the baseline and impact monitoring. The noise monitoring locations are summarized in **Table 4-1** and shown in **Figure 2**. The frequency and duration are shown in **Table 4-2**.

Table 4-1 Noise Monitoring Locations

Monitoring Station	Representative for	Type of Measurement
NM1a	Wo Keng Shan Tsuen	Free field
NM2a	Lin Ma Hang	Free field

Remarks:

The contractor passed correspondence including original monitoring locations specified on the Approved EM&A Manual to the village representatives on 26 April 2022. After a meeting with Ta Kwu Ling District Rural Committee (RC) Chairman, representative from the RC and a few villagers on 1 May 2022, all the Village Heads of Wo Keng Shan Tsuen, Heung Yuen Wai and Lin Ma Hang verbally refused to accept our proposal for installation of dust and / or noise monitoring equipment within or next to their villages, for the baseline & impact monitoring.

NM1 Wo Keng Shan Tsuen & NM2 Lin Ma Hang are the noise monitoring stations for the construction phase EM&A programme as identified in the approved EM&A Manual for the Project. The access to Tung Lo Hang, Heung Yuen Wai and Wo Keng Shan Tsuen were denied. A search for alternative noise monitoring locations (NM1a & NM2a) was carried out during the site visit.

The Baseline Monitoring Plan has been submitted to IEC and EPD including the proposal of change of monitoring locations on 31 May 2022. This arrangement was conducted between baseline and impact monitoring and has been agreed by the Independent Environmental Checker (IEC) and no comments received from EPD. Noise measurement at NM1a & NM2a will be considered as free-field and a correction of +3dB(A) would be made to the noise monitoring results.

Due to the adjustment of the location of NM1 & NM2 to NM1a & NM2a, the measured noise levels at NM1 & NM2 would represent the noise levels at NM1 & NM2.

Table 4-2 Noise Monitoring Parameters, Frequency and Duration

Monitoring Station	Parameter	Frequency and Duration
NM1a and NM2a	L_{Aeq} (30mins) average of 6 consecutive L_{Aeq} (5min); L_{A10} (5min) & L_{A90} (5min)	Once a week during normal construction working hour (0700-1900 Monday to Saturday)

4.3 Monitoring Results

4.3.1 The impact noise monitoring results are summarized in **Table 4-3**. The graphical presentations of monitoring data are presented in **Appendix D**.

Table 4-3 Summary of Noise Monitoring Results during normal working hours (07:00-19:00, Monday to Saturday)

Month	Average Leq, 30min, dB(A) (Range)	
	Noise Monitoring Station	
	NM1a	NM2a
Oct 2024	60.2 (59.5 – 61.2)	53.2 (49.6 – 54.1)
Nov 2024	60.0 (58.9 – 60.9)	53.8 (53.1 – 54.7)
Dec 2024	58.7 (51.8 – 60.1)	55.2 (53.7 – 56.3)
Action Level	When one documented complaint is received	
Limit Level	>75dB(A)	

Remark:

- (1) * A correction of +3 dB(A) was made to the free field measurements
- (2) If works are to be carried out during restricted hours, the conditions stipulated in the construction noise permit issued by the Noise Control Authority have to be followed.

4.3.2 No exceedance of Action and Limit Levels of construction noise was recorded during the reporting period. Therefore, there was no record of Notification of Environmental Quality Limits Exceedance in the **Appendix E**.

4.3.3 No particular observations are identified near the monitoring stations during the monitoring period.

4.4 Recommended Mitigation Measures

4.4.1 The recommended noise mitigation measures from EIA report are listed as followed:

1. Use of good site practices to limit noise emissions by considering the following:
 - Only well-maintained plant should be operated on-site and plant should be serviced regularly during the construction programme;
 - Machines and plant (such as trucks, cranes) that may be in intermittent use should be shut down between work periods or should be throttled down to a minimum;
 - Plant known to emit noise strongly in one direction, where possible, be orientated so that the noise is directed away from nearby NSRs;
 - Silencers or mufflers on construction equipment should be properly fitted and maintained during the construction works;
 - Mobile plant should be sited as far away from NSRs as possible and practicable;
 - Material stockpiles, mobile container site officer and other structures should be effectively utilised, where practicable, to screen noise from on-site construction activities.

2. Select “Quiet plants” which comply with the BS 5228 Part 1 or TM standards.

4.5 Event and Action Plan

- 4.5.1 Should non-compliance of the criteria occurs, action in accordance with the action plan in **Table 4-4** shall be carried out.

Table 4-4 Event and action plan for construction noise monitoring

Event	ET	IEC	Contractor
Exceedance of Action Level	<ul style="list-style-type: none"> Identify source, investigate the causes of exceedance Prepare Notification of Exceedance Inform IEC and Contractor Report the results of investigation to IEC, and Contractor Discuss with Contractor and IEC for formulate remedial measures Ensure remedial measures are properly implemented Have additional monitoring if exceedance is due to the Project. If exceedance stops, cease additional monitoring 	<ul style="list-style-type: none"> Verify the Notification of Exceedance Review the analysed results submitted by ET Discuss with ET, and Contractor on the potential remedial actions Review the proposed remedial measures Supervise the implementation of remedial measures 	<ul style="list-style-type: none"> Submit noise mitigation proposals to IEC Implement the agreed noise mitigation proposals
Exceedance of Limit Level	<ul style="list-style-type: none"> Identify source, investigate the causes of exceedance Prepare Notification of Exceedance Inform IEC and Contractor Repeat measurements to confirm findings Discuss with Contractor and IEC for remedial measures Ensure remedial measures are properly implemented Assess effectiveness of Contractor's remedial actions and keep IEC and EPD informed of the results Have additional monitoring if exceedance is due to the Project. If exceedance stops, cease additional monitoring 	<ul style="list-style-type: none"> Verify the Notification of Exceedance Review the analysed results submitted by ET Discuss with ET, and Contractor on the potential remedial actions Review the proposed remedial measures Supervise the implementation of remedial measures 	<ul style="list-style-type: none"> Take immediate action to avoid further exceedance Submit proposals for remedial actions to IEC of notification Implement the agreed proposals Resubmit proposals if problem still not under control Stop the relevant portion of works as determined by project proponent until the exceedance is abated.

5 Water Quality Monitoring

5.1 Groundwater Monitoring

5.1.1 Monitoring Requirement

5.1.1.1 In accordance with the Updated EM&A manual, groundwater quality monitoring shall be carried out at least once per month at the 35 designated groundwater monitoring locations (i.e. ED1 to ED35). Based on the existing construction programme, site clearance and site formation works for future landfilling area are in progress. The groundwater monitoring locations ED1 to ED35 will be installed after the site formation work of the landfilling area. No groundwater monitoring is required before the completion of site formation work of the landfilling area.

5.2 Surface Water Monitoring

5.2.1 Monitoring Requirement

5.2.1.1 In accordance with the Updated EM&A manual, impact surface water quality monitoring was carried out at the two designated surface water discharge points (i.e. WM1 and WM2) for once per month from commencement of construction works of the Project.

5.2.2 Monitoring Locations, Parameters and Frequency

5.2.2.1 Impact surface water monitoring was carried out at WM1 and WM2. The monitoring locations are indicated in **Table 5-1** and **Figure 2**.

5.2.2.2 The monitoring parameters, frequency and duration of surface water quality monitoring are summarized in **Table 5-2**.

Table 5-1 Surface water quality monitoring locations

Monitoring Station	Location	Coordinates (HK Grid)	
		Easting	Northing
WM1	Upstream of Lin Ma Hang River	836665	845020
WM2	Ping Yuen River	835592	844186

Table 5-2 Surface water quality monitoring Parameters, Frequency and Duration

Parameter	Frequency
pH, Electrical conductivity, DO, Turbidity, SS, Alkalinity, COD, BOD ₅ , TOC, Ammonia-nitrogen, TKN, Nitrate, Sulphate, Sulphite, Phosphate, Chloride, Sodium, Mg, Ca, K, Fe, Ni, Zn, Mn, Cu, Pb, Cd, Coliform Count, Oil and Grease	Once per month

5.2.3 Monitoring Results

5.2.3.1 The summary of monitoring results is presented in **Table 5-3 & Table 5-4**. Detailed graphical presentations at each monitoring station of surface water quality (DO, SS and Turbidity) at the monitoring stations are given in **Appendix D**.

Table 5-3 Summary of Impact Surface Water Monitoring Results at WM1

Monitoring Parameter(s)	Monitoring Station WM1				
	Monitoring Results			Action Level	Limit Level
	Oct 2024	Nov 2024	Dec 2024		
pH	7.2	6.4	7.0	>7.7	>7.8
DO in mg/L	8.2	7.5	7.7	<7.4	<4
Turbidity in NTU	2.9	4.7	1.3	>9.2	>9.5
Electrical Conductivity in $\mu\text{S}/\text{cm}$	57	63	52	---	---
SS in mg/L	2.7	6.6	2.8	>9.7	>11.4
Alkalinity in mg/L	16	17	14	---	
COD in mg/L	6	8	5		
BOD ₅ in mg/L	2.0	2.0	<2		
TOC in mg/L	1	3	<1		
Ammonia-nitrogen in mg/L	0.02	0.06	0.02		
TKN in mg/L	0.2	0.9	0.2		
Nitrate in mg/L	0.03	0.02	0.03		
Sulphate in mg/L	2	2	3		
Sulphite in mg/L	<2	<2	<2		
Phosphorus in mg/L	0.01	<0.01	0.01		
Chloride in mg/L	6	7	6		
Sodium in $\mu\text{g}/\text{L}$	7290	8470	7460		
Magnesium in $\mu\text{g}/\text{L}$	470	450	410		
Calcium in $\mu\text{g}/\text{L}$	3100	3520	3070		
Potassium in $\mu\text{g}/\text{L}$	360	590	350		
Iron in $\mu\text{g}/\text{L}$	250	580	430		
Nickel in $\mu\text{g}/\text{L}$	<1	<1	<1		
Zinc in $\mu\text{g}/\text{L}$	<10	39	<10		
Manganese in $\mu\text{g}/\text{L}$	22	42	36		
Copper in $\mu\text{g}/\text{L}$	1.0	12.0	2.0		
Lead in $\mu\text{g}/\text{L}$	<1	1.0	<1		
Cadmium in $\mu\text{g}/\text{L}$	<0.2	<0.2	<0.2		
Coliform Count in cfu/100mL	290	18000	41		
Oil and Grease in mg/L	<5	<5	<5		

Remarks:
"TBC" equal to To Be Confirm

Table 5-4 Summary of Impact Surface Water Monitoring Results at WM2

Monitoring Parameter(s)	Monitoring Station WM2				
	Monitoring Results			Action Level	Limit Level
	Oct 2024	Nov 2024	Dec 2024		
pH	7.2	6.4	7.0	>7.6	>7.7
DO in mg/L	8.0	6.2	7.7	<5	<4
Turbidity in NTU	5.6	12.9	79.1	>108.3	>108.9
Electrical Conductivity in $\mu\text{S}/\text{cm}$	155	163	199	---	---
SS in mg/L	4.6	22.2	87.2	>94.5	>94.7
Alkalinity in mg/L	28	45	56	---	
COD in mg/L	7	8	26		
BOD ₅ in mg/L	<2	<2	<2		
TOC in mg/L	2	2	3		
Ammonia-nitrogen in mg/L	0.20	0.22	0.12		
TKN in mg/L	0.6	0.5	0.6		
Nitrate in mg/L	0.13	0.26	0.22		
Sulphate in mg/L	12	15	24		
Sulphite in mg/L	<2	<2	<2		
Phosphorus in mg/L	<0.01	<0.01	<0.01		
Chloride in mg/L	5	10	10		
Sodium in $\mu\text{g}/\text{L}$	5560	7890	7910		
Magnesium in $\mu\text{g}/\text{L}$	910	1280	1660		
Calcium in $\mu\text{g}/\text{L}$	11600	18700	24500		
Potassium in $\mu\text{g}/\text{L}$	1370	2770	3360		
Iron in $\mu\text{g}/\text{L}$	1200	2640	4150		
Nickel in $\mu\text{g}/\text{L}$	<1	<1	2		
Zinc in $\mu\text{g}/\text{L}$	23	30	59		
Manganese in $\mu\text{g}/\text{L}$	678	959	844		
Copper in $\mu\text{g}/\text{L}$	2	4	8		
Lead in $\mu\text{g}/\text{L}$	<1	2	9		
Cadmium in $\mu\text{g}/\text{L}$	<0.2	<0.2	<0.2		
Coliform Count in cfu/100mL	450	1400	4700		
Oil and Grease in mg/L	<5	<5	<5		

Remarks:
"TBC" equal to To Be Confirm

5.2.3.2 The Summary of Impact Surface Water Quality Exceedance are shown in **Table 5-5**.

Table 5-5 Summary of Impact Surface Water Quality Exceedance during the reporting period

Surface Water Quality Monitoring Station		WM1		WM2	
Parameters	Level Exceedance	Action Level	Limit Level	Action Level	Limit Level
pH	Exceedance Date	-	-	-	-
	Exceedance Count	0	0	0	0
DO	Exceedance Date	-	-	-	-
	Exceedance Count	0	0	0	0
Turbidity	Exceedance Date	-	-	-	-
	Exceedance Count	0	0	0	0
SS	Exceedance Date	-	-	-	-
	Exceedance Count	0	0	0	0

Remarks: * equal to non-project related

5.2.3.3 No exceedance of Action and Limit Levels of surface water monitoring was recorded during the reporting period. The Notification of Environmental Quality Limits Exceedance is presented in **Appendix E**.

5.2.4 Recommended Mitigation Measure

5.2.4.1 The recommended surface water mitigation measures from EIA report are listed as followed:

- Channels (both temporary and permanent drainage pipes and culverts), earth bunds or sand bag barriers should be provided on site to direct stormwater to silt removal facilities.
- The overall slope of the site should be kept to a minimum to reduce the erosive potential of surface water flows.
- The design of efficient silt removal facilities should be based on the guidelines in Appendix A1 of ProPECC PN 1/94, which states that the retention time for silts and sediment traps should be 5 minutes under maximum flow conditions.
- All vehicles and plant should be cleaned before leaving a construction site to ensure no earth, mud, debris and the like is deposited by them on roads.
- Construction solid waste, debris and rubbish on site should be collected, handled and disposed of properly to avoid water quality impacts.
- Measures should be taken to prevent the washing away of construction materials, soil, silt or debris into any drainage system.

5.2.5 Event and Action Plan

5.2.5.1 Should non-compliance of the criteria occurs, action in accordance with the action plan in **Table 5-6** shall be carried out.

Table 5-6 Event and Action Plan for Water Quality

Event	ET	IEC	Contractor
Action level being exceeded by one sampling day	<ul style="list-style-type: none"> Repeat in situ measurement to confirm findings Identify source(s) of impact Prepare Notification of Exceedance Inform IEC and Contractor Check monitoring data, all plant, equipment and Contractor's working methods Repeat measurement on next day of exceedance 	<ul style="list-style-type: none"> Verify Notification of Exceedance Check monitoring data and Contractor's working methods 	<ul style="list-style-type: none"> Rectify unacceptable practice Amend working methods if appropriate
Action level being exceeded by two or more consecutive sampling days	<ul style="list-style-type: none"> Repeat in situ measurement to confirm findings Identify source(s) of impact Prepare Notification of Exceedance Inform IEC and Contractor Check monitoring data, all plant, equipment and Contractor's working methods Discuss with Contractor and IEC for remedial measures Ensure mitigation measures are implemented Increase the monitoring frequency to daily until no exceedance of Action level Repeat measurement on next day of exceedance 	<ul style="list-style-type: none"> Verify Notification of Exceedance Check monitoring data and Contractor's working method Discuss with ET and Contractor on possible remedial actions Review the proposed mitigation measures Supervise the implementation of mitigation measures 	<ul style="list-style-type: none"> Submit proposal of additional mitigation measures to IEC of notification Implement the agreed mitigation measures Amend proposal if appropriate

Event	ET	IEC	Contractor
Limit Level being exceeded by one sampling day	<ul style="list-style-type: none"> Repeat in situ measurement to confirm findings Identify source(s) of impact Prepare Notification of Exceedance Inform IEC and Contractor; Check monitoring data, all plant, equipment and Contractor's working methods Discuss mitigation measures with IEC and Contractor Ensure mitigation measure are implemented 	<ul style="list-style-type: none"> Verify Notification of Exceedance Check monitoring data submitted By ET and Contractor's working method Discuss with ET and Contractor on possible remedial actions Review the proposed mitigation measures Supervise the implementation of mitigation measures 	<ul style="list-style-type: none"> Critically review the working method Rectify unacceptable practice Take immediate corrective actions to avoid further exceedance Submit proposal of mitigation measures to IEC Implement the agreed mitigation measures
Limit level being exceeded by two or more consecutive sampling days	<ul style="list-style-type: none"> Repeat in situ measurement to confirm findings Identify source(s) of impact Prepare Notification of Exceedance Inform IEC, contractor and EPD Check monitoring data, all plant, equipment and Contractor's working methods Discuss mitigation measures with IEC and Contractor Ensure mitigation measure are implemented 	<ul style="list-style-type: none"> Verify Notification of Exceedance Check monitoring data submitted by ET and Contractor's working method Discuss with ET and Contractor on possible remedial actions Review the proposed mitigation measures Supervise the implementation of mitigation measures 	<ul style="list-style-type: none"> Critically review the working method Rectify unacceptable practice Take immediate corrective actions to avoid further exceedance Submit proposal of mitigation measures to IEC Implement the agreed mitigation measures Resubmit proposals if problem still not under control Slow down or to stop relevant activity until exceedance is abated

6 Waste Management

- 6.1** Wastes generated from this Project include inert construction and demolition (C&D) materials and non-inert C&D materials. Non-inert C&D materials were made up of general refuse, steels and paper/cardboard packaging materials. Steel materials generated from the Project were also grouped into non-inert C&D materials as the materials were not disposed of with other inert C&D materials. With reference to relevant handling records and trip tickets of this Project, the quantities of different types of waste generated in the reporting month are summarised in **Appendix F**.
- 6.2** The recommended waste management mitigation measures from EIA report are listed as followed:
- Implement a trip-ticket system to ensure that the movement of C&D materials are properly documented and verified in accordance with DEVB TC(W) No. 6/2010.
 - Concrete and masonry should be used as general fill and steel reinforcement bars can be used by scrap steel mills.
 - Proper areas should be designated for waste segregation and storage wherever site conditions permit.
 - Maximise the use of reusable steel formwork to reduce the amount of C&D material.
 - Maintain temporary stockpiles and reuse excavated fill material for backfilling and reinstatement.
 - On-site sorting and segregation facility of all type of wastes is considered as one of the best practice in waste management and hence, should be implemented in all projects generating construction waste.
 - The sorted public fill and C&D waste should be properly reused.
 - Excavated slope, stockpiled material and bund walls should be covered by tarpaulin until used in order to prevent wind-blown dust during dry weather, and to reduce muddy runoff during wet weather.

7 Landfill Gas Monitoring

7.1 Monitoring Requirement during Construction

Monitoring for Construction Works

- 7.1.1 Intrinsically safe portable gas detectors should be used during excavation or when working in any confined spaces, which have the potential for presence of LFG and risk of explosion or asphyxiation. The monitoring equipment should alarm, both audibly and visually, when the concentrations of the following gases were exceeded:
- CH₄: >10% Lower Explosion Limit (LEL);
 - CO₂: >0.5%; and
 - O₂: <18% by volume.

7.2 Monitoring Location

- 7.2.1 During the construction works within the NENT Landfill Extension site with excavation of 1m deep or more, LFG concentrations should be monitored before entry and periodically during the progress of works. If drilling is required, the procedures for safety management and working procedures as stipulated in EPD's Landfill Gas Hazard Assessment – Guidance Note should be strictly adopted.
- 7.2.2 The monitoring frequency and areas to be monitored should be set down prior to commencement of groundworks by the Safety Officer. All measurements in excavations should be made with the monitoring tube located not more than 10mm from the exposed ground surface. Monitoring of excavations should be undertaken as follows:
- 7.2.3 For excavation works deeper than 1m, measurements should be made:
- at ground surface prior to excavation;
 - immediately before any worker enters the excavation;
 - at the beginning of each working day for the entire period the excavation remains open; and
 - periodically through the working day whilst workers are in the excavation.
- 7.2.4 For excavation between 300mm and 1m deep, measurements should be made:
- directly after the excavation has been completed; and
 - periodically whilst the excavation remains open.
- 7.2.5 For excavations less than 300mm deep, monitoring may be omitted, at the discretion of the Safety Officer.
- 7.2.6 The locations of LFG monitoring locations during reporting period are shown in **Table 7-1**. The Site formation layout plan is shown in **Figure 2** and the Layout of LFG monitoring locations is presented in **Figure 3**.

Table 7-1 Locations of LFG Monitoring during reporting period

Monitoring Period	Monitoring Location	Type of works
Oct to Dec 2024	Portion A +50 mpD to 70 mpD Platform	Excavation Works
Dec 2024	Portion B2/E1	

7.3 Monitoring Results

7.3.1 The LFG monitoring was conducted at Portion A +50 mpD to 70 mpD Platform and Portion B2/E1 during the reporting period (conducted on working days). The LFG monitoring results are summarized in **Table 7-2**.

Table 7-2 Summary of LFG Monitoring Results

LFG Monitoring Station	Monitoring Date	Monitoring Parameter(s)			
		CH ₄ in %	LEL in %/v	CO ₂ in %	O ₂ in %
		Average Monitoring Results (Range)			
Portion A +50 mpD to 70 mpD Platform	Oct 2024	0	0	0	20.1 (20.0 – 20.1)
	Nov 2024	0	0	0	20.1 (20.0 – 20.1)
	Dec 2024	0	0	0	20.0 (20.0 – 20.1)
Portion B2/E1	Dec 2024	0	0	0	20.0 (20.0 – 20.1)
Action Level		>10% LEL	---	>0.5%** CO ₂	<19%
Limit Level		>20% LEL	---	>1.5% CO ₂	<18%

* LEL: Lower Explosive Limit - concentrations in air below which there is not enough fuel to continue an explosion.

** This Limit Level of CO₂ at 0.5% is set for reference only, assuming no CO₂ emission from a particular location.

7.3.2 No exceedance of Action and Limit Levels of LFG was recorded during the reporting period. The Notification of Environmental Quality Limits Exceedance is presented in **Appendix E**.

7.3.3 No effect that arose from the other special phenomena and work progress of the concerned site was noted during the current monitoring month.

7.4 Recommended Mitigation Measures

7.4.1 The recommended landfill gas mitigation measures from EIA report are listed as followed:

- Special LFG precautions should be taken due to close proximity of NENT landfill extension site to existing landfill to avoid potential hazards of LFG exposure (ignition, explosion, asphyxiation, toxicity).
- Prominent safety warning signs should be erected on-site to alert all personnel and visitors of LFG hazards during excavation works.
- No smoking or burning should be permitted on-site.
- Prominent 'No smoking' and 'No Naked Flames' signs should be erected on-site.

- No worker should be allowed to work alone at any time in excavated trenches or confined areas on-site.
- Adequate fire fighting equipment should be provided on-site.
- Construction equipment should be equipped with vertical exhaust at least 0.6m above ground installed with spark arrestors.
- Electrical motors and extension cords should be explosion-proof and intrinsically safe for use on-site.
- 'Permit to Work' system should be implemented.
- Welding, flame-cutting or other hot works should be conducted only under 'Permit to Work' system following clear safety requirements, gas monitoring procedures and presence of qualified persons to supervise the works.

7.5 Event and Action Plan (EAP)

7.5.1 Should non-compliance of the criteria occur, action in accordance with the action plan in **Table 7-3** shall be carried out.

Table 7-3 Action Plan for the monitoring during construction phase

Parameter	Monitoring Result	Action
Oxygen (O ₂)	Action Level <19% O ₂	Ventilate trench/void to restore O ₂ to >19%
	Limit Level <18% O ₂	Stop works Evacuate personnel/prohibit entry Increase ventilation to restore O ₂ to >19%
Methane (CH ₄)	Action Level >10% LEL*	Prohibit hot works Increase ventilation to restore CH ₄ to <10% LEL
	Limit Level >20% LEL*	Stop works Evacuate personnel/prohibit entry Increase ventilation to restore CH ₄ to <10% LEL
Carbon dioxide (CO ₂)	Action Level** >0.5%** CO ₂	Ventilate to restore CO ₂ to <0.5%
	Limit Level >1.5% CO ₂	Stop works Evacuate personnel / prohibit entry Increase ventilation to restore CO ₂ to <0.5%

* LEL: Lower Explosive Limit - concentrations in air below which there is not enough fuel to continue an explosion.

** This Action Level of CO₂ at 0.5% is set for reference only, assuming no CO₂ emission from a particular location.

Depending on the baseline CO₂ levels, the Action Level at a particular location will be changed.

8 Landscape and Visual

8.1 Monitoring Requirement

- 8.1.1 In order to monitor the landscape and visual impact after providing mitigation measures effectively, all the specified and affected LCAs, LRs and VSRs should be monitored. Implementation of the mitigation measures during construction phase of the Project has been monitored through the regular site inspection/audit.
- 8.1.2 All relevant environmental mitigation measures listed in the approved EIA Report and the Updated EM&A Manual, and their implementation status are summarised in **Appendix G**.

8.2 Result and Observation

- 8.2.1 Measures to mitigate the landscape and visual impacts during the construction phase has been checked to ensure compliance with the intended aims of the measures within the reporting period. The progress of the engineering works are regularly reviewed on site to identify the earliest practical opportunities for the landscape works to be undertaken.
- 8.2.2 In order to monitor the landscape and visual impact after providing mitigation measures effectively, all the specified and affected LCAs, LRs and VSRs should be monitored. Implementation of the mitigation measures during construction phase of the Project has been monitored through the regular site inspection/audit.

9 Cultural Heritage

- 9.1.1 The Mitigation measures for preservation of the cultural landscape feature located within the project area was conducted before commencement of construction of the project based on the requirement of Survey Report and Mapping Records for Boulder Paths BP1 & 2 & Conditions of G2, G4, G5 G6, G7, G8, G14, G15, G25, G26 and G27 within NENTX.
- 9.1.2 The survey and mapping works carried out on 25 April 2022 and the verification works carried out on 23 August 22 confirmed that both 2 boulder paths BP1 and BP2 are fall outside the site boundary and the Project area.
- 9.1.3 All the affected graves within the waste boundary have been removed in accordance with section 119(1) of the Public Health and Municipal Services Ordinance (Cap 132). Removal of the graves as shown on Figure 2 attached to the FEP was proven by the visit of graves on 22 August 2022. All the graves as shown on Figure 2 attached to the FEP were abandoned and removed and no mitigation or preservation measures is necessary.
- 9.1.4 The Survey Report and Mapping Records for Boulder Paths BP1 & 2 was certified by ET on 10 Oct 2022, was verified by IEC and submitted to EPD on 12 Oct 2022. The Conditions of G2, G4, G5 G6, G7, G8, G14, G15, G25, G26 and G27 within NENTX was certified by ET, was verified by IEC and submitted to EPD on 15 Oct 2022. No later than four weeks before commencement of construction of the project in accordance with Condition 2.4 of the FEP-01/292/2007.
- 9.1.5 Implementation of the mitigation measures such as permanent fencing to protect the boulder path and setting up warning notices during construction phase of the Project has been monitored through the regular site inspection/audit. The permanent fencing locations are shown in **Appendix H**. In case of any presence of undiscovered grave during construction phase, AMO will be informed as soon as possible.

10 Ecological Monitoring

- 10.1.1 The post-transplantation monitoring had been completed in October 2023. No further post-transplantation monitoring will be conducted in accordance with the requirement of the approved Transplantation Proposal for Plant Species of Conservation Importance (Rev.1).
- 10.1.2 The post-translocation monitoring had been completed in July 2023. No further post-translocation monitoring will be conducted in accordance with the requirements of the Revised Translocation Proposal for the Endemic Freshwater Crab *Somanniathelphusa zanklon*.
- 10.1.3 The details of requirements, monitoring results and site inspection with photos for the post-translocation monitoring and post-transplantation monitoring would be reported separately.
- 10.1.4 The milestone of the ecological monitoring is presented in **Table 10-1**. The softcopies of the submissions are provided in <https://www.nentx-ema.com/ep-submissions/>.

Table 10-1 Milestone of the Ecological Monitoring

Type of Monitoring	Monitoring Event No.	Monitoring Date
Post-transplantation Monitoring	1 st	24 Nov 2022
	2 nd	9 Dec 2022
	3 rd	21 Dec 2022
	4 th	13 Jan 2023
	5 th	26 Jan 2023
	6 th	8 Feb 2023
	7 th	24 Feb 2023
	8 th	20 Mar 2023
	9 th	21 Apr 2023
	10 th	12 May 2023
	11 th	16 Jun 2023
	12 th	18 Jul 2023
	13 th	11 Aug 2023
	14 th	15 Sep 2023
	15 th	13 Oct 2023
Post-translocation Monitoring	1 st (Aug 2022)	29 Aug 2022
	2 nd (Sep 2022)	28 Sep 2022
	3 rd (Oct 2022)	28 Oct 2022
	4 th (Nov 2022)	22 Nov 2022
	5 th (Dec 2022)	29 Dec 2022
	6 th (Jan 2023)	30 Jan 2023
	7 th (Feb 2023)	24 Feb 2023
	8 th (Mar 2023)	20 Mar 2023
	9 th (Apr 2023)	19 Apr 2023
	10 th (May 2023)	17 May 2023
	11 th (Jun 2023)	7 Jun 2023
	12 th (Jul 2023)	12 Jul 2023

11 Site Inspection and Audit

- 11.1.1 Site Inspection and audits were carried out by ET on weekly basis to monitor the implementation of proper environmental management practices and mitigation measures in the Project Site.
- 11.1.2 Total 13 weekly environmental site inspections were conducted during the reporting period. 3 of them were the joint environmental site inspections with the representatives of ER, Contractor, IEC and ET. There was no noncompliance recorded during the site inspections.
- 11.1.3 Details of observations and recommendations are summarized in **Table 11-1**.

Table 11-1 Observations and Recommendations of Site Audit

Parameter	Date	Observation and Reminders	Follow-up Action Taken
Air Quality	7 Oct 2024	Reminder: The Contractor was reminded that the exposed slope surface at Portion B2-1 should not only be covered with a green net, but also with tarpaulin sheets for short-term and shotcrete for long-term slope protection, to prevent silty stormwater runoff.	
	7 Oct 2024	Reminder: The Contractor was reminded that the exposed slope should be covered by green net after earthwork at Portion A.	
	7 Oct 2024	Reminder:	
	14 Oct 2024	The Contractor was reminded that any breaks in the slope protection should be maintained and shotcrete for long-term slope protection at SBA.	
	21 Oct 2024		
	28 Oct 2024		
	4 Nov 2024		
	11 Nov 2024		
	14 Oct 2024	Observation:	The Contractor was advised that watering should be provided regularly to ensure the unpaved main haul road is kept damp to prevent dust dispersion at Portion A.
	4 Nov 2024	Unpaved main haul road is dusty and fugitive dust is observed at Portion A.	
	14 Oct 2024	Observation: Activities of handing or storage of bulk cement or dry PFA shall be carried out in a totally enclosed system or facility at Portion E3-1.	The Contractor was recommended that the shelter-on top and the 3-sides should be provided for the activities of handing and storage of bulk cement or dry PFA at Portion E3-1.
	14 Oct 2024	Observation: The exposed slope at Portion B2-1 was observed to be not entirely covered by impervious sheeting.	The Contractor was reminded that any breaks in the slope protection should be maintained and shotcrete for long-term slope protection at SBA.

Parameter	Date	Observation and Reminders	Follow-up Action Taken
Air Quality	14 Oct 2024	Reminder:	
	21 Oct 2024	The Contractor was reminded that the exposed slope should be covered with green netting and that the dusty material should be disposed of as soon as possible after the earthwork at Portion A.	
	28 Oct 2024		
	21 Oct 2024	Observation: The generator without NRMM label was observed at Portion D.	The contractor was reminded that NRMM label should be affixed on the generator at Portion D.
	28 Oct 2024	Observation: More than 20 bags of PFA material should be stored in the top and 3-sides of the shelter or covered with impervious sheeting at Portion A.	The Contractor was reminded that more than 20 bags of PFA material should be stored in a top and three-sided shelter or covered with an impervious sheet at Portion A.
	28 Oct 2024	Observation: Open stockpiling of construction material should be covered with tarpaulin and removed as soon as possible at Portion E4.	The Contractor was advised that open stockpiling of construction material should be removed and kept away from the sedimentation basin at Portion E4.
	4 Nov 2024	Observation: The exposed slope without impervious sheet was observed after the earthwork at Portion A.	The Contractor was advised that the exposed slope after earthwork should be covered with impervious sheeting or green netting to minimize the visual impact at Portion A.
	4 Nov 2024	Reminder: The Contractor was reminded that the exposed slope should be covered with impervious sheeting and shotcrete for long-term slope protection at Portion E4.	
	11 Nov 2024		
	18 Nov 2024		
	25 Nov 2024		
	4 Nov 2024	Reminder: The Contractor was reminded that the dust control measures (including frequency of watering by water trucks and water sprinkler etc.) should be increased when the exposed area was dry and the operation of water sprinkler should be maintained in good conditions to ensure the high effectiveness of dust control in the project site.	
	11 Nov 2024		
	25 Nov 2024	Reminder: The Contractor was reminded that NRMM label should be provided and affixed to the new generator before it is operated at SBA.	

Parameter	Date	Observation and Reminders	Follow-up Action Taken
Air Quality	2 Dec 2024	Observation: The unpaved haul road was dry and fugitive dust was observed at Portion A, E3-1A and E4.	The Contractor was reminded that the dust control measures (including frequency of watering by water trucks and water sprinkler etc.) should be increased when the exposed area was dry and the operation of water sprinkler should be maintained in good conditions to ensure the high effectiveness of dust control at Portion A, E3-1A and E4.
	2 Dec 2024	Reminder: The Contractor was reminded that the exposed slope should be covered with impervious sheeting after earthworks completed at Portion A.	
	16 Dec 2024	Observation: The unpaved access road should be sprayed with water when the access road was dry. And the speed limit sign should be displayed at the access road of Portion B2/E1.	The Contractor was advised that the unpaved access road should be sprayed with water when the access road was dry. And the speed limit sign should be displayed at the access road of Portion B2/E1 to minimize the flying dust carried by the transportation of the relevant access road.
	16 Dec 2024	Observation: The worksites were dry and the breaking works without dust control measures at Portion E4 were found.	The Contractor was recommended that the worksites should be wetted with water regularly and the breaking work area at Portion E4 when the work is conducting to reduce the risk of causing flying dust.
	23 Dec 2024	Observation: The paved and unpaved access roads were dry, and fugitive dust was observed at Portion A B2-E1 and SBA.	The Contractor was advised that dust control measures should be implemented, such as providing water spray and increasing the frequency of water trucks, to ensure that both paved and unpaved access roads are wetted and to prevent dust dispersion at Portions A, B2-E1, and SBA.
	30 Dec 2024	Observation: The unpaved access road should be wetted by watering when the road was dry.	The Contractor was advised that water spraying and water trucks should be arranged and provided frequently to ensure the unpaved access road was wetted and to prevent dust dispersion at Portions B2-E1 and SBA.
	30 Dec 2024	Observation: More than 20 bags of cement or dry PFA without cover was observed at Portion B2-E1.	The Contractor was recommended that more than 20 bags of cement or dry PFA should be covered entirely by impervious sheeting or placed in an area sheltered on the top and 3 sides at Portion B2-E1.

Parameter	Date	Observation and Reminders	Follow-up Action Taken
Air Quality	30 Dec 2024	Observation: The accumulation of demolished trees was found at Portion B2-E1.	The Contractor was reminded that demolished trees should be completely covered with impervious sheeting or placed in an area sheltered on the top and three sides within a day of demolition sides at Portion B2-E1.
Noise	No specific observation was identified in the reporting period.		
Water Quality	7 Oct 2024	Reminder: The Contractor was reminded that the excavation materials near the u-channel should be removed and kept away from the u-channel, and that sandbag barriers should be provided near the u-channel to minimize the excavation materials from entering the drainage system at Portion B2-1 directly when a rainstorm occurs.	
	14 Oct 2024		
	21 Oct 2024		
	28 Oct 2024		
	4 Nov 2024		
	7 Oct 2024	Reminder: The Contractor was reminded that the deposited silt and grit under the sedimentation basins at Portions B2-1 and E3-1 should be removed regularly in order to maintain the effectiveness of these sedimentation basins.	
	21 Oct 2024	Observation: The accumulated of wastewater with general waste in the skip was found at Portion A.	
	28 Oct 2024	Observation: Silt fence should be properly maintained at SBA.	
	11 Nov 2024	Observation: Excavation material near the u-channel is observed at Portion B2-1.	
	18 Nov 2024	Reminder: The Contractor was reminded that the function of silt removal facilities and drainage system should be maintained properly before rainstorm.	

Parameter	Date	Observation and Reminders	Follow-up Action Taken
Water Quality	25 Nov 2024	Reminder: The deposited of silt and grit should be cleaned and disposed regularly at Portion E3-1.	The Contractor was advised to arrange regular desilting to ensure the proper efficiency of drainage system at Portion E3-1.
	2 Dec 2024	Observation: The deposited of silt with muddy water was observed in wheel washing bay at Portion A.	The Contractor was advised that the deposits of silt in the wheel washing bay should be cleaned regularly to ensure that each vehicle is washed immediately to remove any dust and debris from its body and wheels before leaving the construction site.
	9 Dec 2024	Observation: The fallen trees were collapsed into the drainage channel.	The Contractor was advised that the trees should be removed to ensure that the drainage channel is properly maintained and remains efficient.
	9 Dec 2024	Reminder: The Contractor was reminded that the exposed slope should be covered with impervious sheeting after earthworks completed at Portion A.	
Waste and Chemical Management	7 Oct 2024	Observation: Chemical container mixed with C&D waste in waste skip at SBA.	The Contractor was reminded to provide chemical drip tray for chemical storage to prevent chemical spillage and land contamination at SBA.
	11 Nov 2024	Observation: General waste was observed on the floor at Portion D.	The Contractor was recommended that enclosed bin should be provided for general collection and waste segregation to avoid waste accumulated on the floor at Portion D.
	11 Nov 2024	Observation: Chemical containers without drip tray and chemical label were found at Portion D.	The Contractor was advised that chemical containers should be placed in the drip tray and labelled chemical label at Portion D.
	18 Nov 2024	Observation: The accumulated of C&D waste was observed on the floor at Portion A.	The contractor was reminded that the C&D waste should be collected in waste skip properly at Portion A.
	16 Dec 2024	Observation: Accumulation of waste was found at Portion D.	The Contractor was advised that the accumulation of waste should be removed regularly to minimize the nuisance from windblown and dust.

Parameter	Date	Observation and Reminders	Follow-up Action Taken
Waste and Chemical Management	23 Dec 2024	Observation: The accumulation of general waste was observed on the floor at Portion A, and the general waste was found stored in waste skips and rubbish bins without covers at SBA.	The Contractor was reminded that the frequency of general waste disposal should be increased to prevent waste accumulation at Portion A, and that enough enclosed bins should be provided to ensure proper general waste collection at SBA.
	30 Dec 2024	Observation: General wastes were found in waste skip and rubbish bins without covers was observed at SBA.	The Contractor was reminded that enough enclosed bins should be provided to ensure proper general waste collection at SBA.
Landscape and Visual Impact	No specific observation was identified in the reporting period.		
Permit / Licenses	No specific observation was identified in the reporting period.		

- 11.1.4 No general site inspections were conducted by Environmental Protection Department-Regional Office (North) (EPD-RNG) during the reporting period.

12 Environmental Non-conformance

12.1 Summary of Monitoring Exceedance

Air Quality Monitoring

- 12.1.1 No Action / Limit Level exceedance impact monitoring was recorded at designated monitoring stations during the reporting period. The Summary of Impact 1-hr & 24-hr TSP Exceedance are shown in **Table 12-1**.

Table 12-1 Summary of Impact 1-hr & 24-hr TSP Exceedance during the reporting period

Dust Monitoring Station		AM1		AM2		AM3	
Parameters	Level Exceedance	Action Level	Limit Level	Action Level	Limit Level	Action Level	Limit Level
1-hr TSP	Exceedance Date	-	-	-	-	-	-
	Exceedance Count	0	0	0	0	0	0
24-hr TSP	Exceedance Date	-	-	-	-	-	-
	Exceedance Count	0	0	0	0	0	0

Remarks: * equal to non-project related

Noise Monitoring

- 12.1.2 No exceedance of the Action and Limit Levels was recorded at designated monitoring stations during the reporting period. The Summary of Impact Noise Exceedance are shown in **Table 12-2**.

Table 12-2 Summary of Impact Noise Exceedance during the reporting period

Noise Monitoring Station		NM1(a)		NM2(a)	
Parameters	Level Exceedance	Action Level	Limit Level	Action Level	Limit Level
LA _{eq} (30mins)	Exceedance Date	-	-	-	-
	Exceedance Count	0	0	0	0

Remarks: * equal to non-project related

Surface Water Quality Monitoring

- 12.1.3 No exceedance of Action and Limit Levels of surface was recorded at designated monitoring stations during the reporting period. The Summary of Impact Surface Water Quality Exceedance are shown in **Table 12-3**.

Table 12-3 Summary of Impact Surface Water Quality Exceedance during the reporting period

Surface Water Quality Monitoring Station		WM1		WM2	
Level Exceedance		Action Level	Limit Level	Action Level	Limit Level
Parameters					
pH	Exceedance Date	-	-	-	-
	Exceedance Count	0	0	0	0
DO	Exceedance Date	-	-	-	-
	Exceedance Count	0	0	0	0
Turbidity	Exceedance Date	-	-	-	-
	Exceedance Count	0	0	0	0
SS	Exceedance Date	-	-	-	-
	Exceedance Count	0	0	0	0

Remarks: * equal to non-project related

Landfill Gas Monitoring

- 12.1.4 No exceedance of the Action and Limit Levels for were recorded at designated monitoring stations during the reporting period. The Summary of Landfill Gas Exceedance are shown in **Table 12-4**.

Table 12-4 Summary of Landfill Gas Exceedance during the reporting period

Landfill Gas Monitoring Station		Portion A +50 mpD to 70 mpD Platform	
Level Exceedance		Action Level	Limit Level
Parameters			
CH ₄	Exceedance Date	-	-
	Exceedance Count	0	0
CO ₂	Exceedance Date	-	-
	Exceedance Count	0	0
O ₂	Exceedance Date	-	-
	Exceedance Count	0	0

Remarks: * equal to non-project related

12.2 Summary of Environmental Non-compliance

- 12.2.1 No non- compliance event was recorded during the reporting period.

12.3 Summary of Environmental Complaint

- 12.3.1 One environmental complaint regarding the water quality was received on 28 November 2024. The relevant investigation is conducting by the related parties. The investigation results will be presented when the investigation has been completed. The cumulative statistics on environmental complaints are presented in **Table 12-5**.

Table 12-5 Cumulative Statistics on Environmental Complaints

Reporting Period		Environmental Aspects				
		Air Quality	Noise	Water Quality	Waste	Ecology
Oct 2024	Complaint Date	-	-	-	-	-
	No. of Complaint	0	0	0	0	0
Nov 2024	Complaint Date	-	-	28 Nov 2024	-	-
	No. of Complaint	0	0	1	0	0
Dec 2024	Complaint Date	-	-	-	-	-
	No. of Complaint	0	0	0	0	0
Total during the reporting period		0	0	1	0	0
Accumulate of project		1	0	7(1* & 1#)	0	0

Remarks: * equal to non-project related after the investigation.

12.3.2 Cumulative complaint / enquiry log, Summaries of complaints and enquiries & Environmental complaint reports are presented in **Appendix I**.

12.4 Summary of Environmental Summons and Successful Prosecution

12.4.1 No summons and prosecution were received during the reporting period.

13 Implementation Status on Environmental Mitigation Measures

- 13.1.1 The Contractor has generally implemented part of environmental mitigation measures and requirements as stated in the EIA Report, the EP and Updated EM&A Manual and the contract documents. The implemented mitigation measures are considered effective. The implementation status during the reporting period is summarized in **Appendix G**.

14 Conclusion

- 14.1.1 1-hr & 24-hr TSP impact monitoring was carried out in the reporting period. No Action / Limit Level exceedance for 1-hr & 24-hr TSP impact monitoring at AM1, AM2 & AM3 was recorded during the reporting period.
- 14.1.2 Construction noise monitoring was carried out in the reporting period. No Action / Limit Level exceedance for construction noise monitoring at NM1a & NM2a was recorded during the reporting period.
- 14.1.3 Site clearance of future landfilling area is in progress. The installation of groundwater monitoring boreholes will be installed after the site formation work of the landfilling area. The target commencement period of groundwater monitoring will be in 2026. No groundwater monitoring is required before the completion of site formation work of the landfilling area.
- 14.1.4 Surface water monitoring was carried out in the reporting period. No Action / Limit Level exceedance for surface water monitoring at WM1 & WM2 was recorded during the reporting period.
- 14.1.5 Landfill Gas Monitoring was carried out in the reporting period. No exceedance of Action and Limit Levels of LFG was recorded during the reporting period.
- 14.1.6 In terms of cultural heritage, implementation of the mitigation measures such as permanent fencing to protect the boulder path and setting up warning notices during construction phase of the Project has been monitored through the regular site inspection/audit in the reporting period. All the mitigation measures are in order.
- 14.1.7 no post-transplantation monitoring, and no post-translocation monitoring was conducted during the reporting period.
- 14.1.8 13 environmental site inspections were carried out in the reporting period. Recommendations on mitigation measures for Permit/ Licenses were given to the Contractor for remediating the deficiencies identified during the site inspections.
- 14.1.9 One environmental complaint regarding the water quality was received on 28 November 2024. The relevant investigation is conducting by the related parties. The investigation results will be presented when the investigation has been completed.
- 14.1.10 No non-compliance event was recorded during the reporting period.
- 14.1.11 No notification of summons and prosecution was received during the reporting period.

Comment and Recommendations

- 14.1.12 The recommended environmental mitigation measures, as proposed in the EIA reports and Updated EM&A Manuals shall be effectively implemented to minimize the potential environmental impacts from the Project. The EM&A programme would effectively monitor the environmental impacts generated from the construction activities and ensure the proper implementation of mitigation measures.
- 14.1.13 According to the environmental audit performed in the reporting period, the following recommendations were made:

Air Quality Impact

- The Contractor was reminded that stockpiling of dusty material should be covered properly by impervious sheet to prevent dust dispersion.
- The Contractor was reminded that the unpaved access road should be wetted by water spraying to prevent dust dispersion.
- The Contractor was reminded that NRMM label should be affixed on the generator.
- The Contractor was reminded that the dust control measures (including frequency of watering by water trucks and water sprinkler etc.) should be increased when the exposed area was dry and the operation of water sprinkler should be maintained in good conditions to ensure the high effectiveness of dust control in the project site.

Construction Noise Impact

- No specific observation was identified in the reporting period.

Water Quality Impact

- The Contractor was advised to provide channel, earth bunds, or sandbag barriers to properly direct stormwater to silt removal facility and clean up the deposited silt and grit regularly.
- The Contractor was reminded that the slope protection should be scheduled and maintained.
- The Contractor was reminded that the precaution shall be taken with Appendix A2 of ProPECC PN 1/94 before, during and after rainstorm.
- The Contractor was reminded that the exposed slope surface should not only be covered with a green net, but also with tarpaulin sheets for short-term and shotcrete for long-term slope protection, to prevent silty stormwater runoff.
- The Contractor was reminded that the excavation materials near the u-channel should be removed and kept away from the u-channel, and that sandbag barriers should be provided near the u-channel to minimize the excavation materials from entering the drainage system directly when a rainstorm occurs.
- The Contractor was reminded that the deposited silt and grit under the sedimentation basins should be removed regularly in order to maintain the effectiveness of these sedimentation basins.
- The Contractor was reminded that accumulated water should be removed and directed to silt removal facilities for treatment.
- The Contractor was advised to conduct silt fence maintenance regularly to ensure the silt fence around the soil stockpile areas prevents sediment from entering the system.
- The Contractor was recommended to change the angle of placing the shovel bucket and provide the cover such as impervious sheet for waste skip to minimize the potential risk for accumulation of water. The accumulated water should be removed to silt removal facilities for treatment.

Waste and Chemical Management

- The Contractor was reminded to provide chemical drip tray for chemical storage to prevent chemical spillage and land contamination.
- The Contractor was reminded that the general waste and C&D waste should be segregated by enclosed bin and C&D waste skip to ensure general waste and C&D waste are stored separately and properly.

Landscape and Visual Impact

- No specific observation was identified in the reporting period.

Permit / Licenses

- No specific observation was identified in the reporting period.

14.1.14 The Contractor has generally implemented environmental mitigation measures and requirements as stated in the EIA Report, the EP and Updated EM&A Manual and the contract documents. The implemented mitigation measures are considered effective.

14.1.15 The ET will keep track on the EM&A programme to ensure compliance of environmental requirements and the proper implementation of all necessary mitigation measures.

Figure 1 Location of the Project Site

Figure 2 Impact Air, Noise & Surface Water Quality Monitoring Locations

Figure 3 Landfill Gas Monitoring Locations

Gas Monitoring Point ●
Monitoring Frequency: 2 times per day

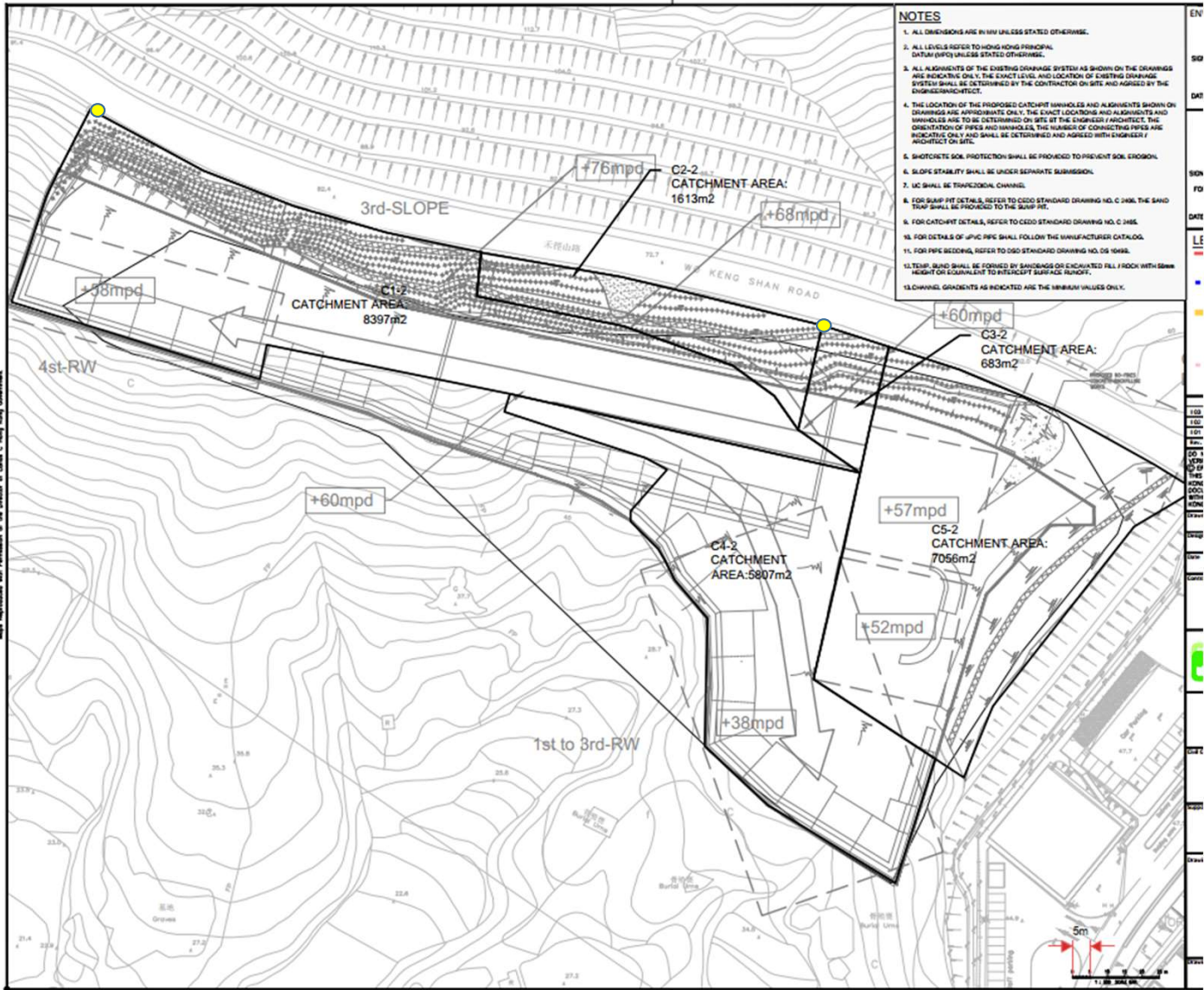
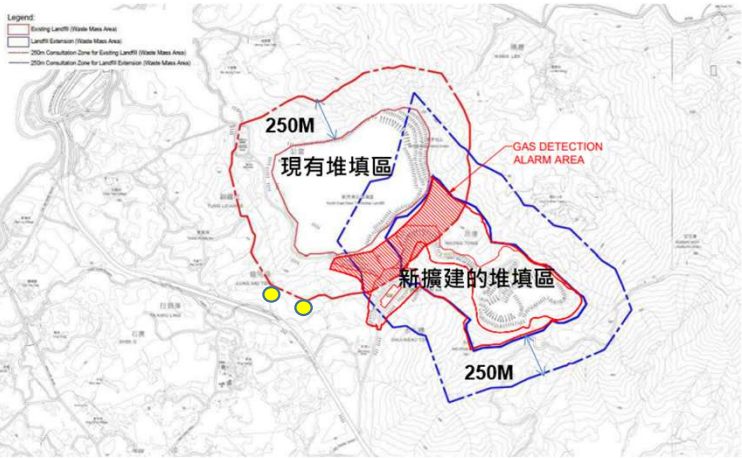


Figure 3 Landfill Gas Monitoring Locations

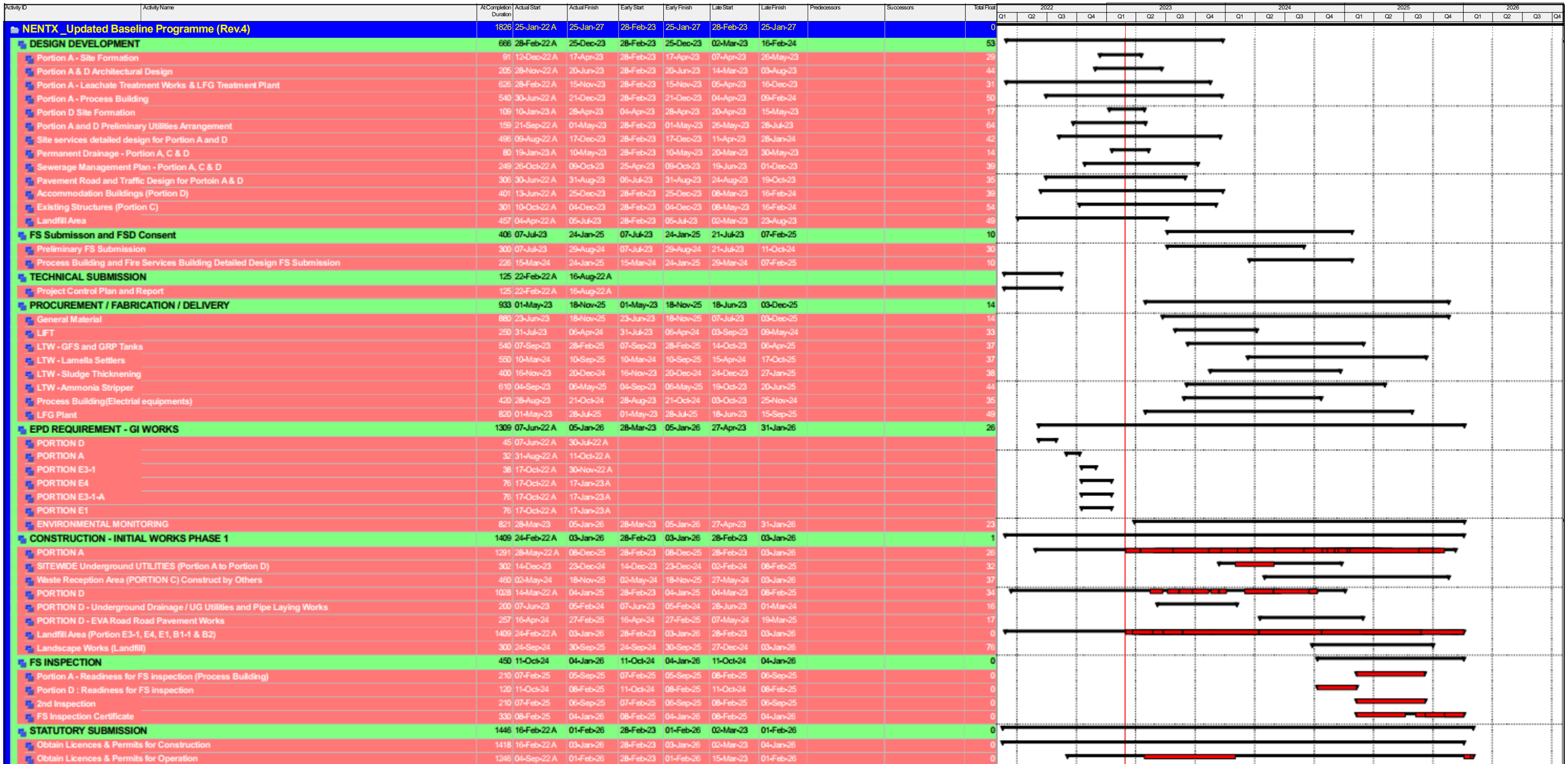
Gas Monitoring Point ●

Monitoring Frequency:
2 times per day



Figure 3 Landfill Gas
Monitoring Locations

Appendix A Construction Programme & Construction Site Activities

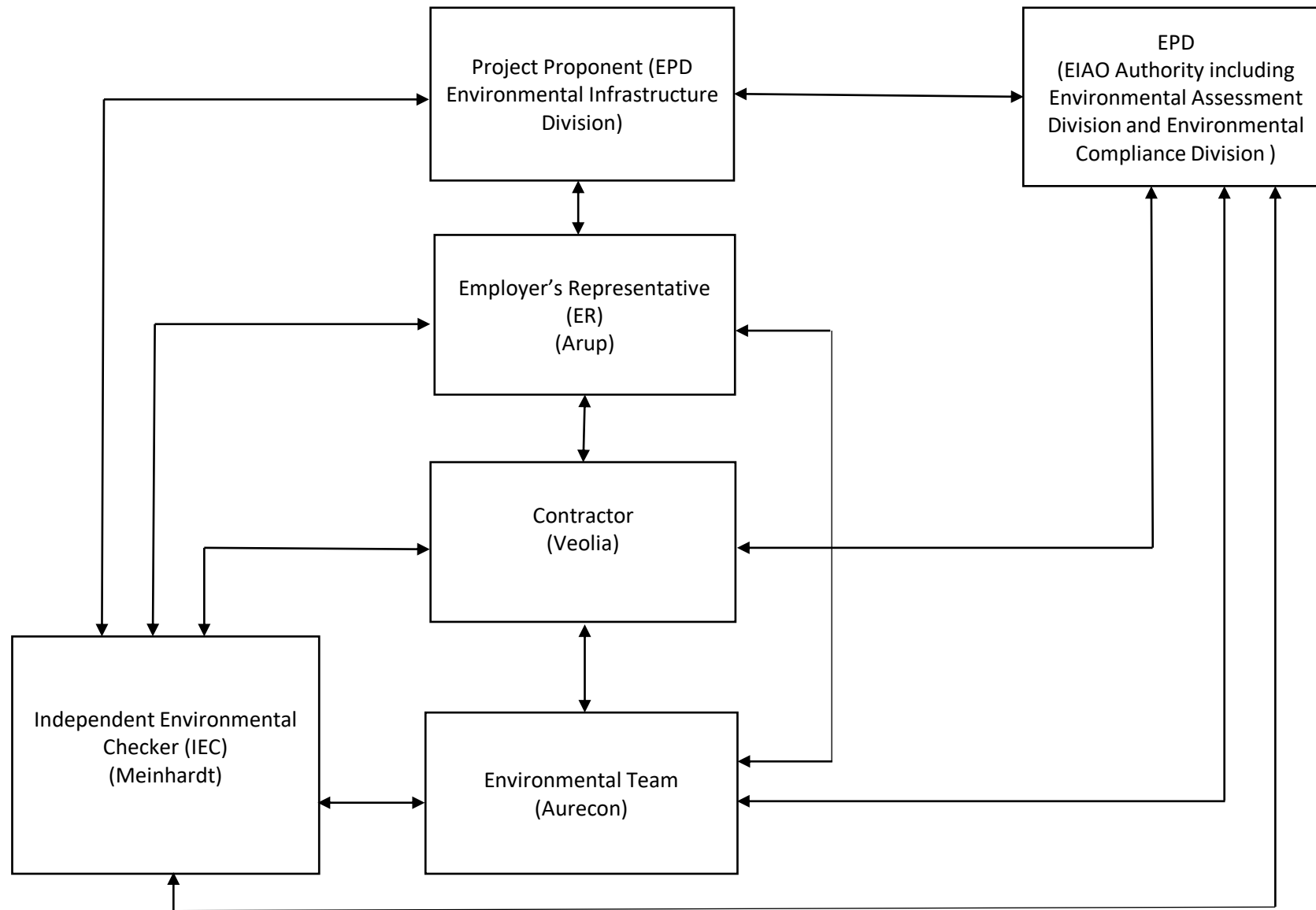


Construction Activities	Where	Who	What - ENV Impacts	Mitigation Measures
Material loading and unloading, backfilling of material, site traffic	Portion A, SBA to Alternative Disposal Ground	PCL	Dust, bringing mud to the common haul road	Speed limit, covering of materials and water spraying, lorry washing at the exit of the site
Construction of Site buildings	Portion D	PCL	Washout flowing to site water discharge point, dust emissions	Avoid the spillage of concrete, lorry washing at designated area, operation and maintenance of water treatment facility at discharge point
Site clearance	Portion A, Portion E3-1, Portion E4, Portion E1/B2	PCL	Wash out going to surface water channel and site water discharge point, generation of yard waste	Cover exposed slope by tarpaulin, diversion of surface water, operation and maintenance of water treatment facility at discharge point, implementation of trip ticket system
Installation of permanent fencing	Portion A, Portion B1, Portion E4	PCL	Dust	Covering of cement storage area, enclosure of mixing area
Site formation	Portion A, Portion E3-1, Portion E4, Portion E1/B2	PCL	Generation of C&D waste	Implementation of trip ticket system, waste recycling, internal waste transfer
Tree Felling	Whole site	PCL	Generation of yard waste	Implementation of trip ticket system, waste recycling, internal waste transfer
Shotcreting (permanent and temporary)	Whole site	PCL	Dust	Covering of cement storage area, enclosure of mixing area
Soil Nail Installation	Portion A, E1/B2, E4	PCL	Dust	Covering of cement storage area, enclosure of mixing area, watering during works, install dust screen at work area
Installation of minipile	Portion A	PCL	Dust, generation of muddy water	Use of dust shield, regular watering, construct proper drainage to divert muddy water to treatment facility
Construction of RE Wall	Portion E3-1	PCL	Dust	Regular watering

Remark:

PCL is the Sub-contractor for this project

Appendix B Project Organization Chart & Management Structure



Notes:

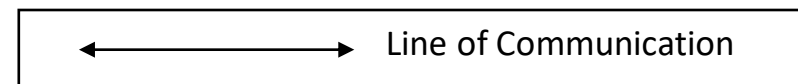
EPD - Environmental Protection Department

Arup – Ove Arup & Partners Limited

Veolia - Veolia Environmental Services Hong Kong Limited

Meinhardt - Meinhardt Infrastructure And Environment Limited

Aurecon - Aurecon Hong Kong Limited



Appendix C Detail Status of FEP & EP Submission

Detail Status of Submissions required under the FEP & EP

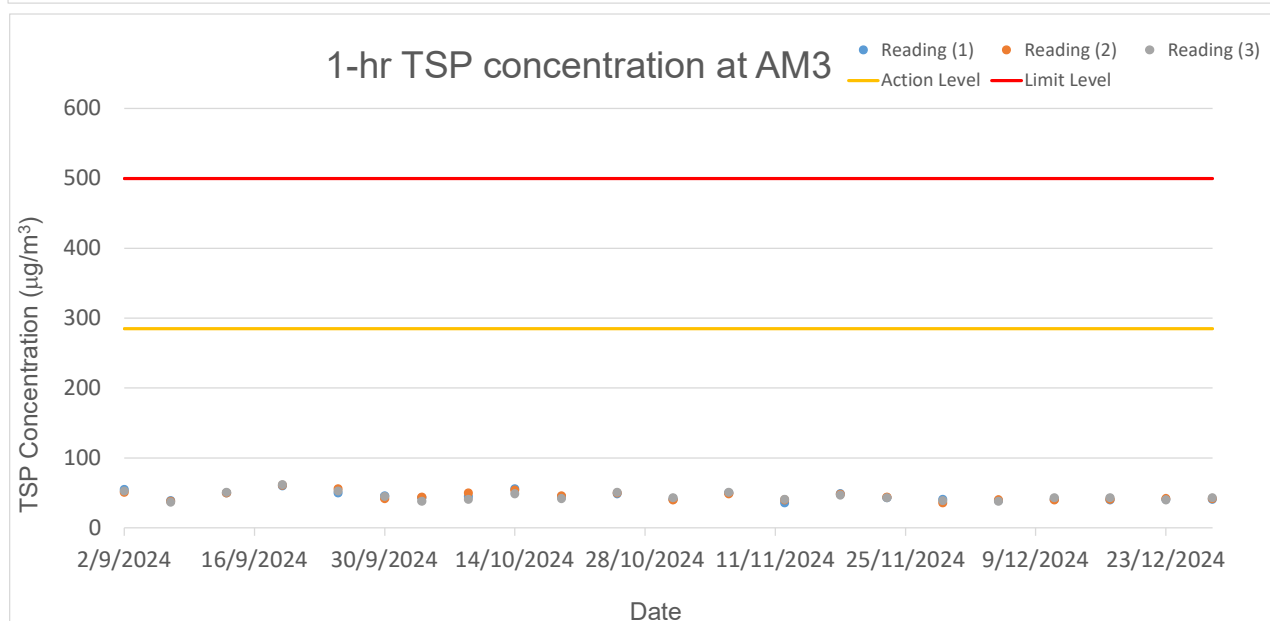
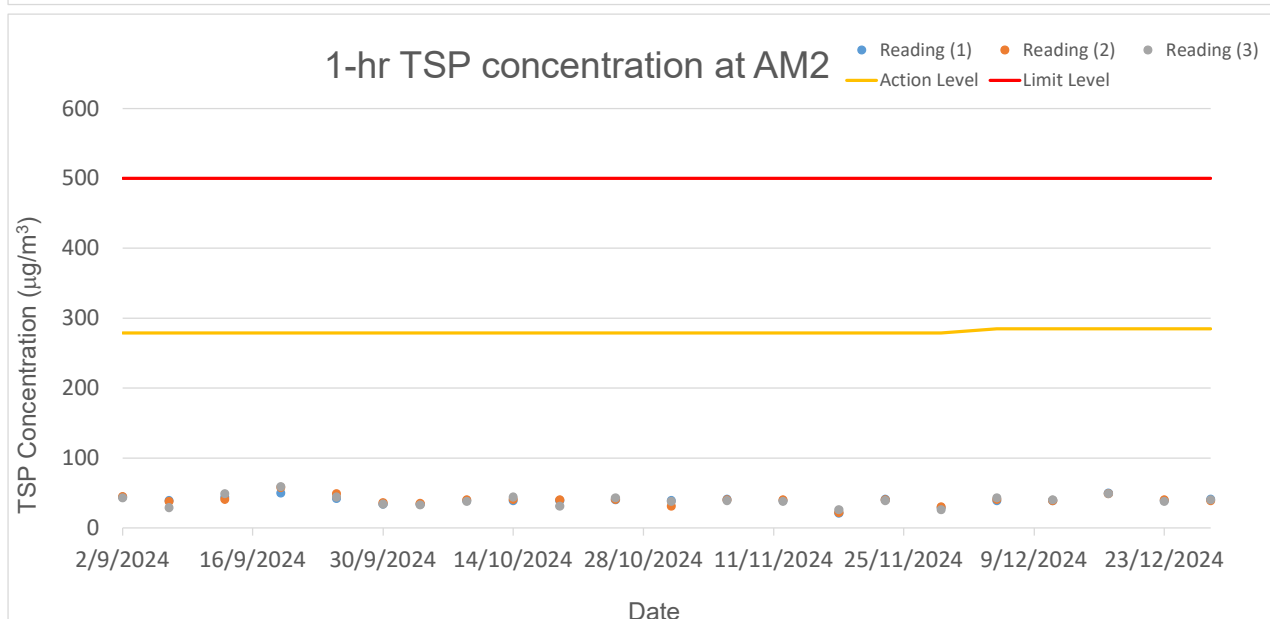
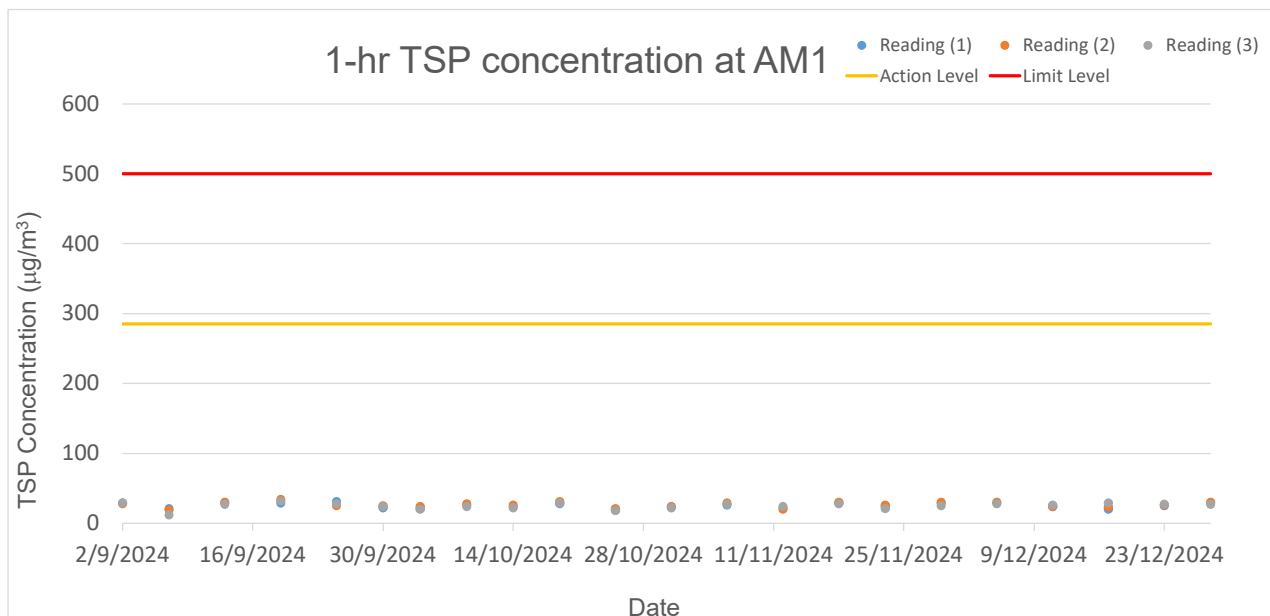
FEP Condition	EP Condition	Submission / Measures	Status
2.1	2.3	Management Organization of Main Construction Companies	Submission Date (12 Oct 2022)
2.2	2.4	Setting up of Community Liaison Group (CLG)	Submission Date (12 Oct 2022) 1 st CLG meeting (12 Jan 2023)
2.3	2.5	Submission of EM&A Manual	Submission Date (12 Oct 2022)
2.4	2.6	Submission of Preservation of Cultural Landscape Features	Survey and Preservation of Grave Records: Submission Date (15 Oct 2022) Survey and Preservation of Boulder Paths: Submission Date (12 Oct 2022)
2.5	2.7	Submission of Vegetation Survey (Transplantation Proposal)	Submission Date (2 Sep2022)
2.6	2.8	Submission of translocation proposal	Submission Date (8 Jul 2022)
2.7	2.9	Submission of Transplantation Report and Post-Transplantation Monitoring	Submission Date (19 Jan 2023) 1 st monitoring (24 Nov 2022) 2 nd monitoring (9 Dec 2022) 3 rd monitoring (21 Dec 2022) 4 th monitoring (13 Jan 2023) 5 th monitoring (26 Jan 2023) 6 th monitoring (8 Feb 2023) 7 th monitoring (24 Feb 2023) 8 th monitoring (20 Mar 2023) 9 th monitoring (21 Apr 2023) 10 th monitoring (12 May 2023) 11 th monitoring (16 Jun 2023) 12 th monitoring (18 Jul 2023) 13 th monitoring (11 Aug 2023) 14 th monitoring (15 Sep 2023) 15 th monitoring (13 Oct 2023)

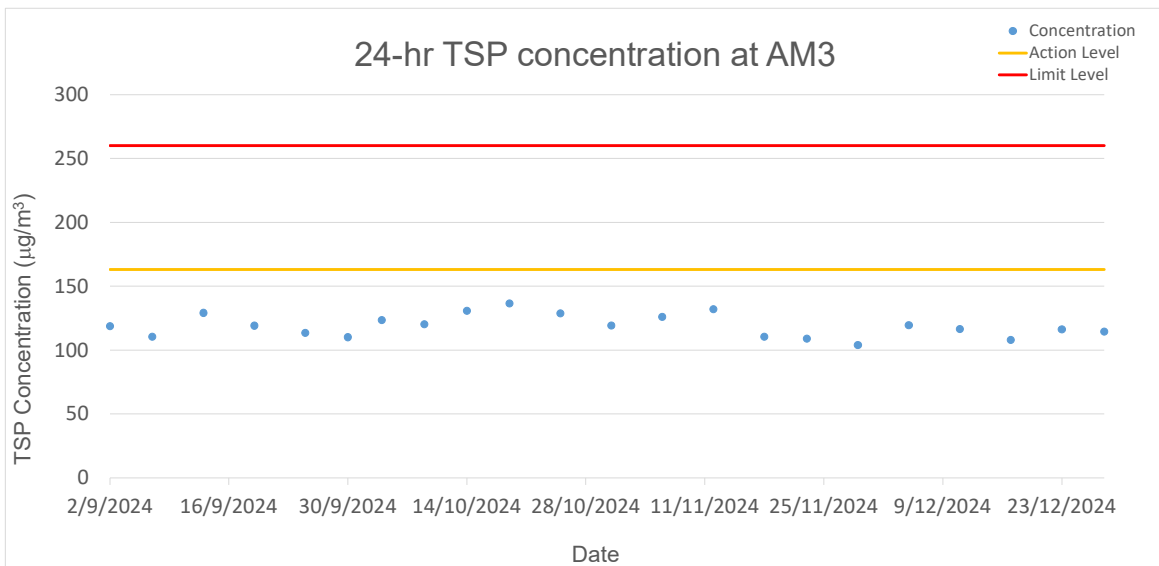
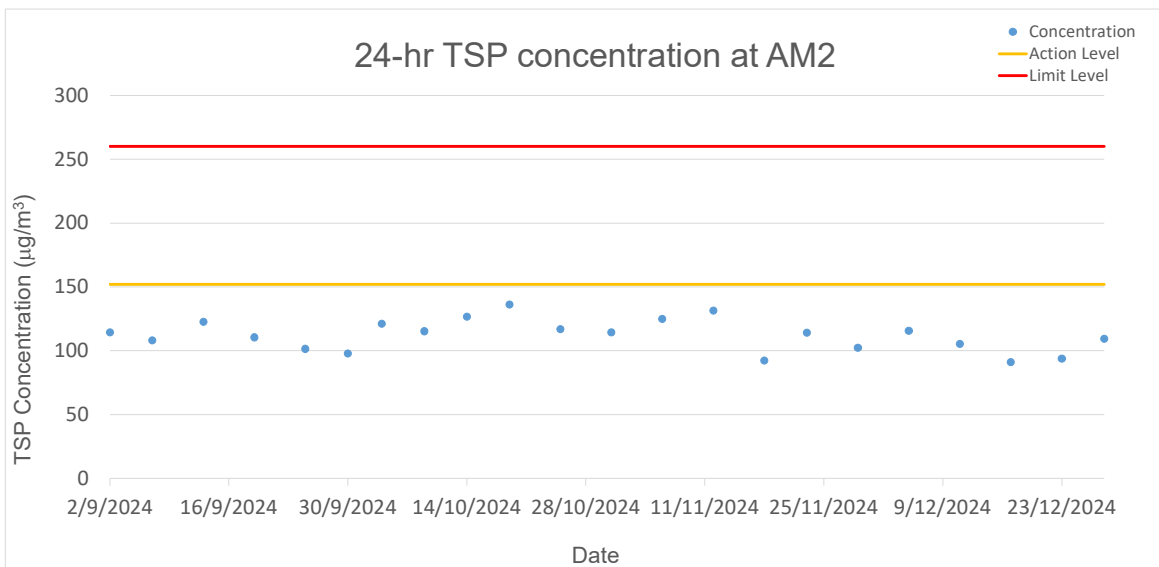
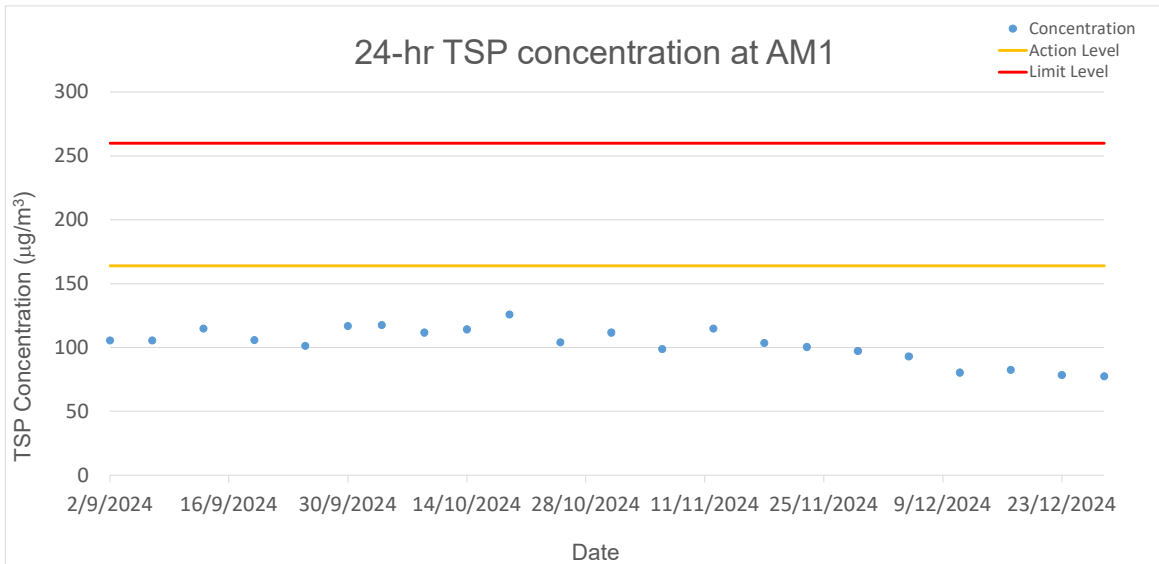
FEP Condition	EP Condition	Submission / Measures	Status
2.8	2.10	Submission of Translocation Report and Post-Translocation Monitoring	Translocation was carried out in July 2022 Submission Date (27 Dec 2022) 1 st monitoring (29 Aug 2022) 2 nd monitoring (28 Sep 2022) 3 rd monitoring (28 Oct 2022) 4 th monitoring (22 Nov 2022) 5 th monitoring (29 Dec 2022) 6 th monitoring (30 Jan 2023) 7 th monitoring (24 Feb 2023) 8 th monitoring (20 Mar 2023) 9 th monitoring (19 Apr 2023) 10 th monitoring (17 May 2023) 11 th monitoring (7 Jun 2023) 12 th monitoring (12 Jul 2023)
2.9	2.11	Submission of Detailed Landfill Gas Hazard Assessment Report	Submission Date (6 Oct 2022)
2.10	2.12	Submission of Waste Management Plan	Submission Date (30 Dec 2022)
3.2	3.2	Submission of Baseline Monitoring Report	Submission Date (30 Nov 2022)

FEP Condition	EP Condition	Submission / Measures	Status
3.3	3.3	Submission of Monthly EM&A Report	1 st report (Dec 2022) 2 nd report (Jan 2023) 3 rd report (Feb 2023) 4 th report (Mar 2023) 5 th report (Apr 2023) 6 th report (May 2023) 7 th report (Jun 2023) 8 th report (Jul 2023) 9 th report (Aug 2023) 10 th report (Sep 2023) 11 th report (Oct 2023) 12 th report (Nov 2023) 13 th report (Dec 2023) 14 th report (Jan 2024) 15 th report (Feb 2024) 16 th report (Mar 2024) 17 th report (Apr 2024) 18 th report (May 2024) 19 th report (Jun 2024) 20 th report (Jul 2024) 21 st report (Aug 2024) 22 nd report (Sep 2024) 23 rd report (Oct 2024) 24 th report (Nov 2024) 25 th report (Dec 2024)

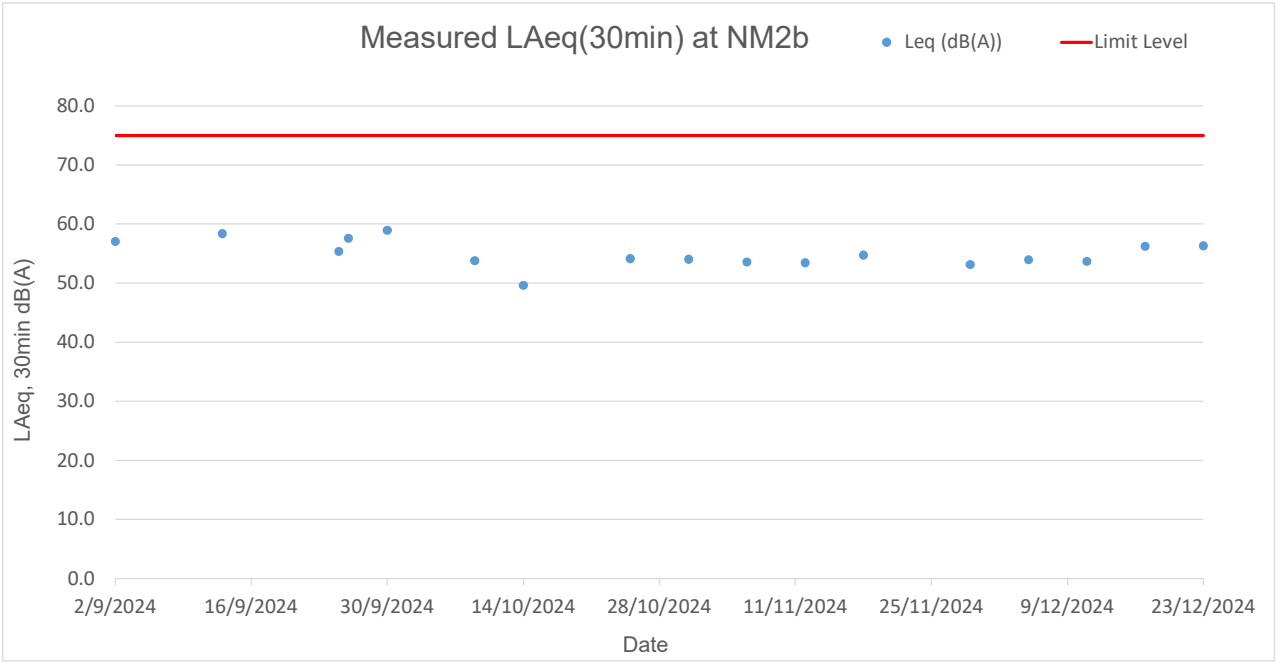
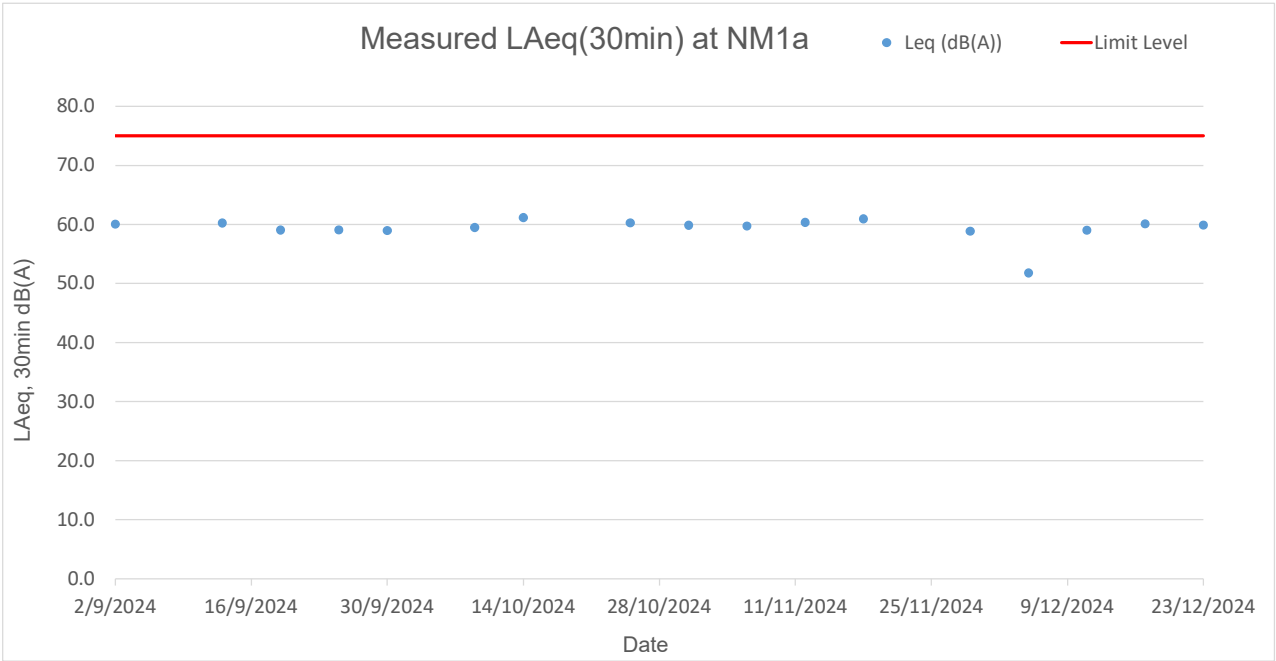
Appendix D Graphical Presentations

Air Quality



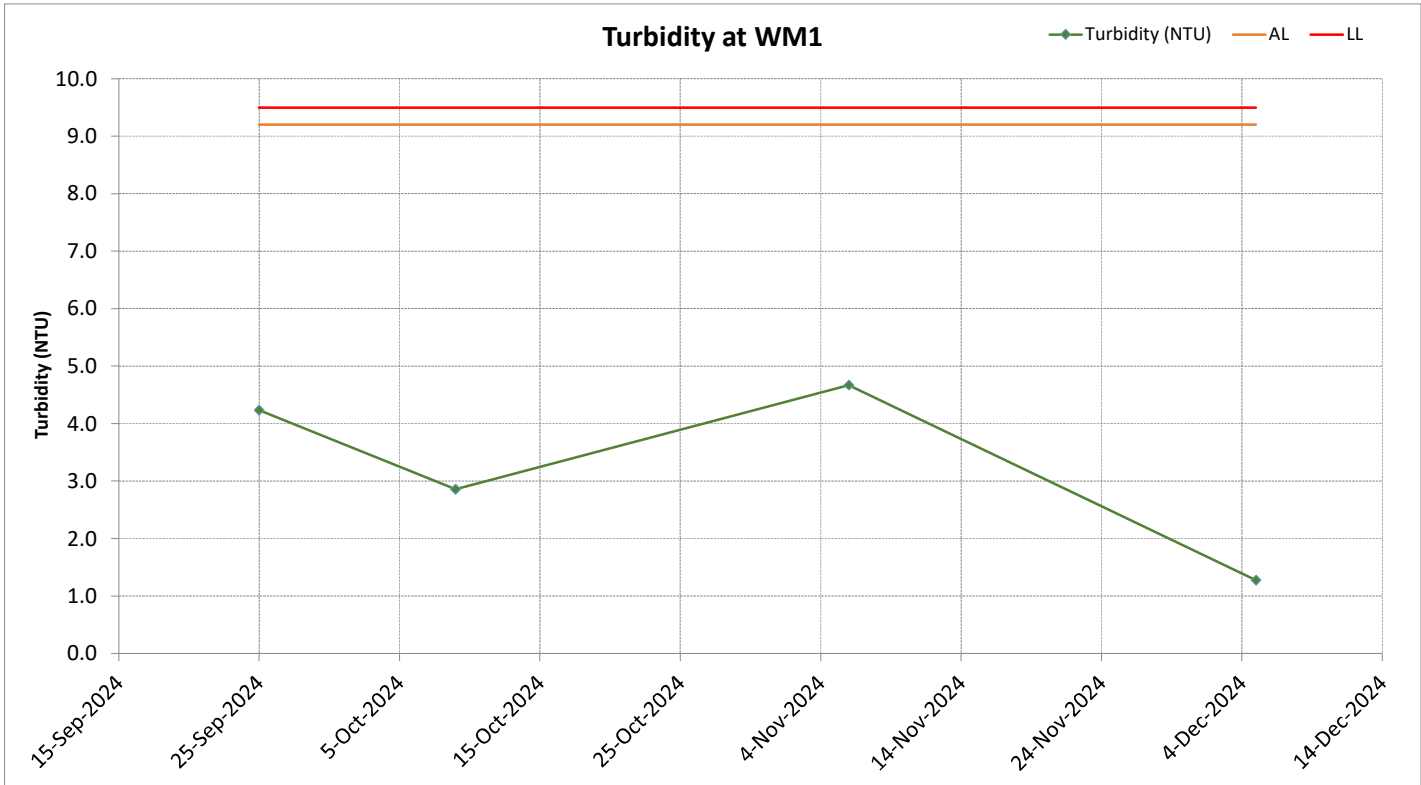
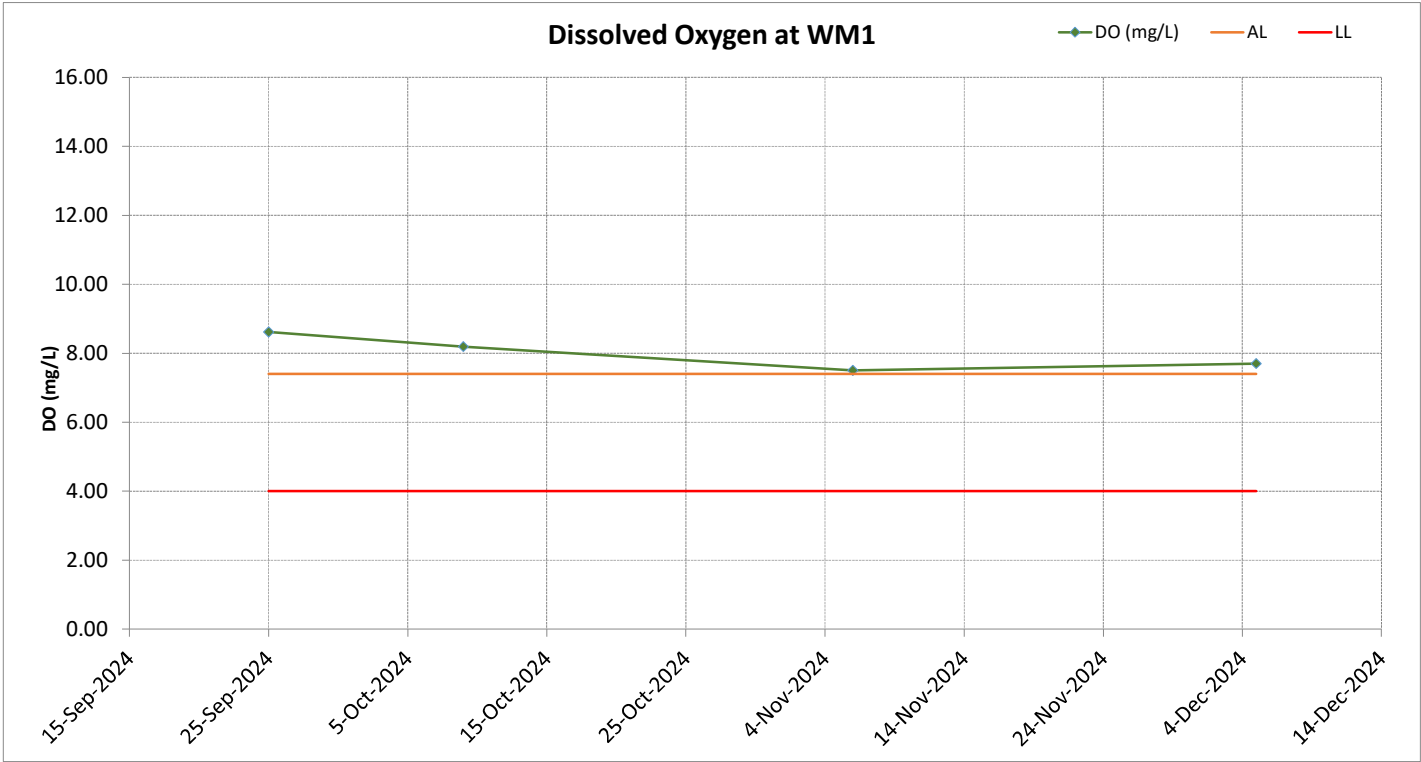


Noise

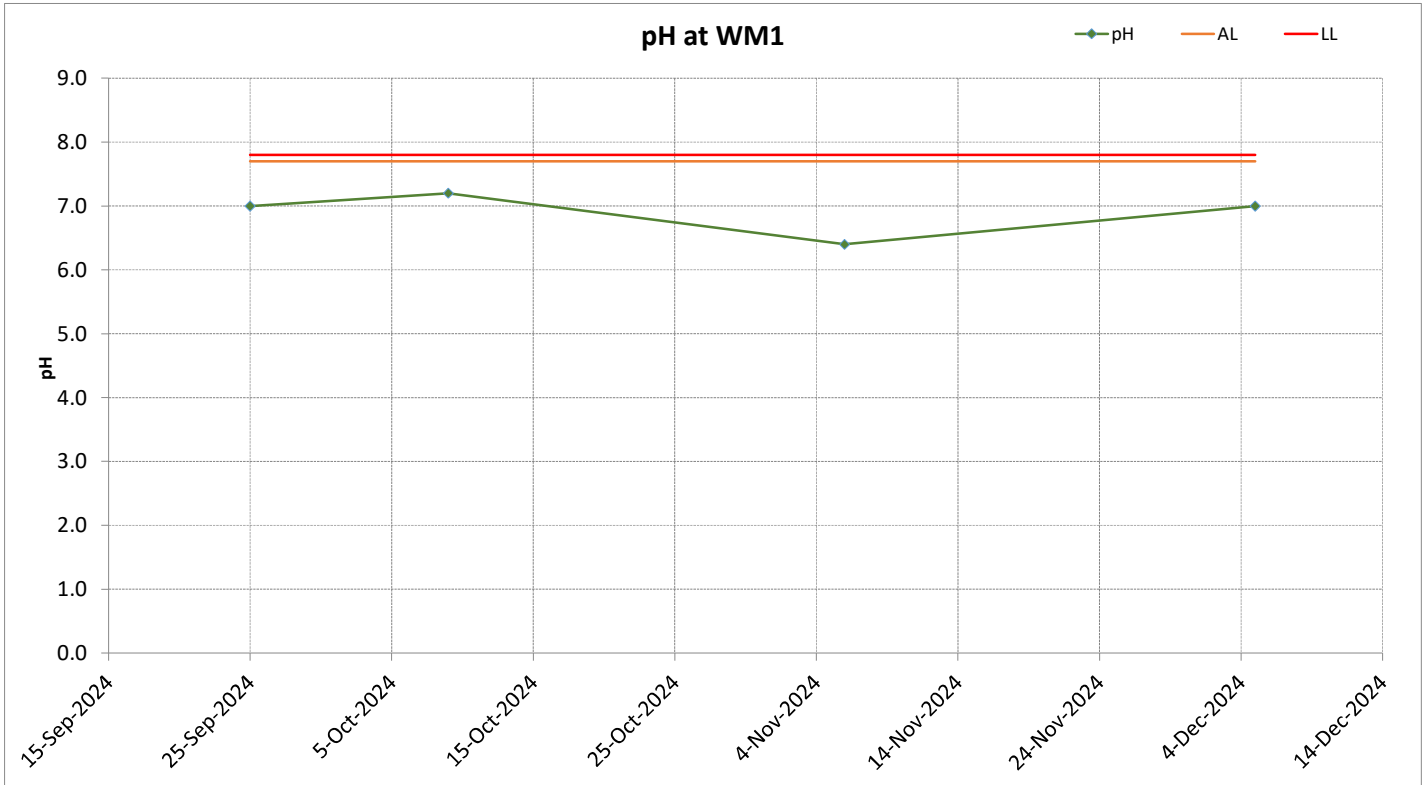
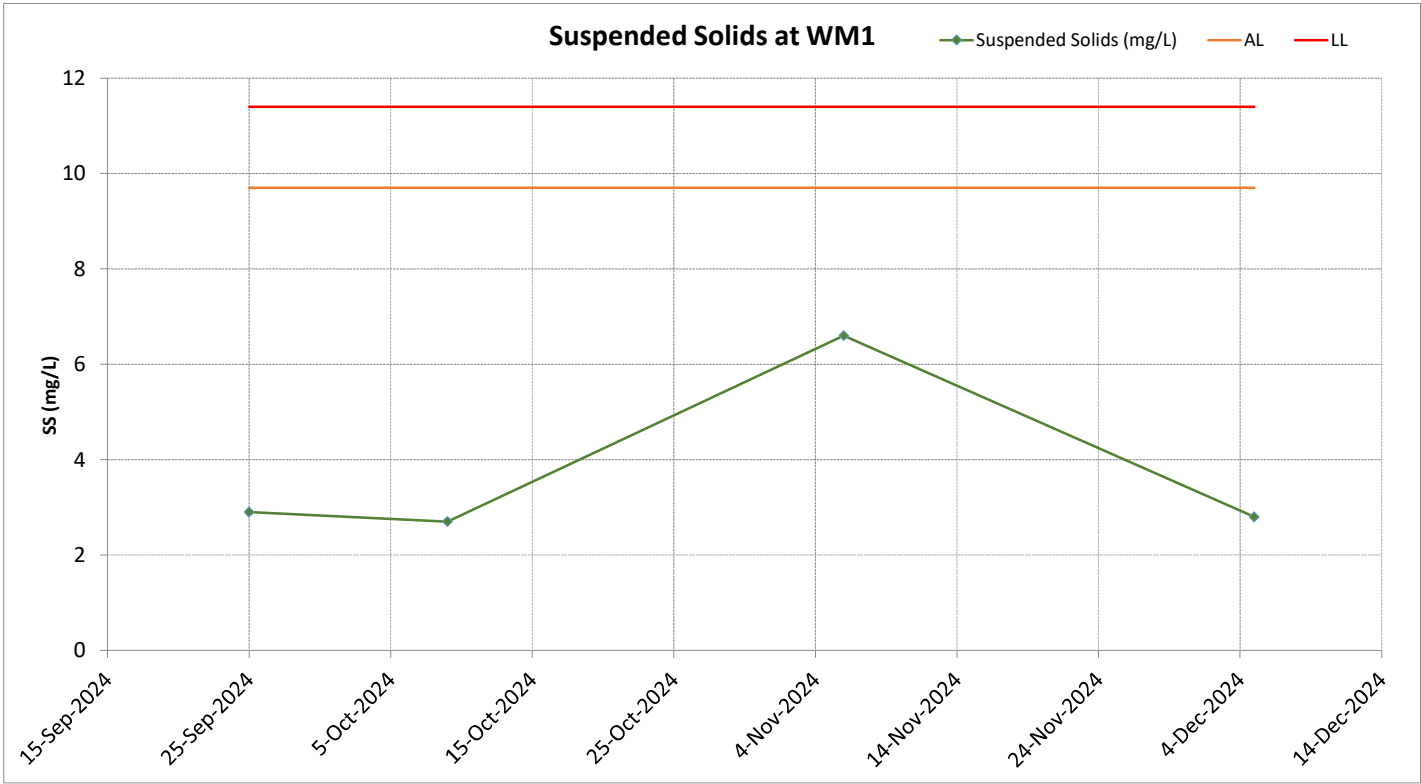


Water Quality

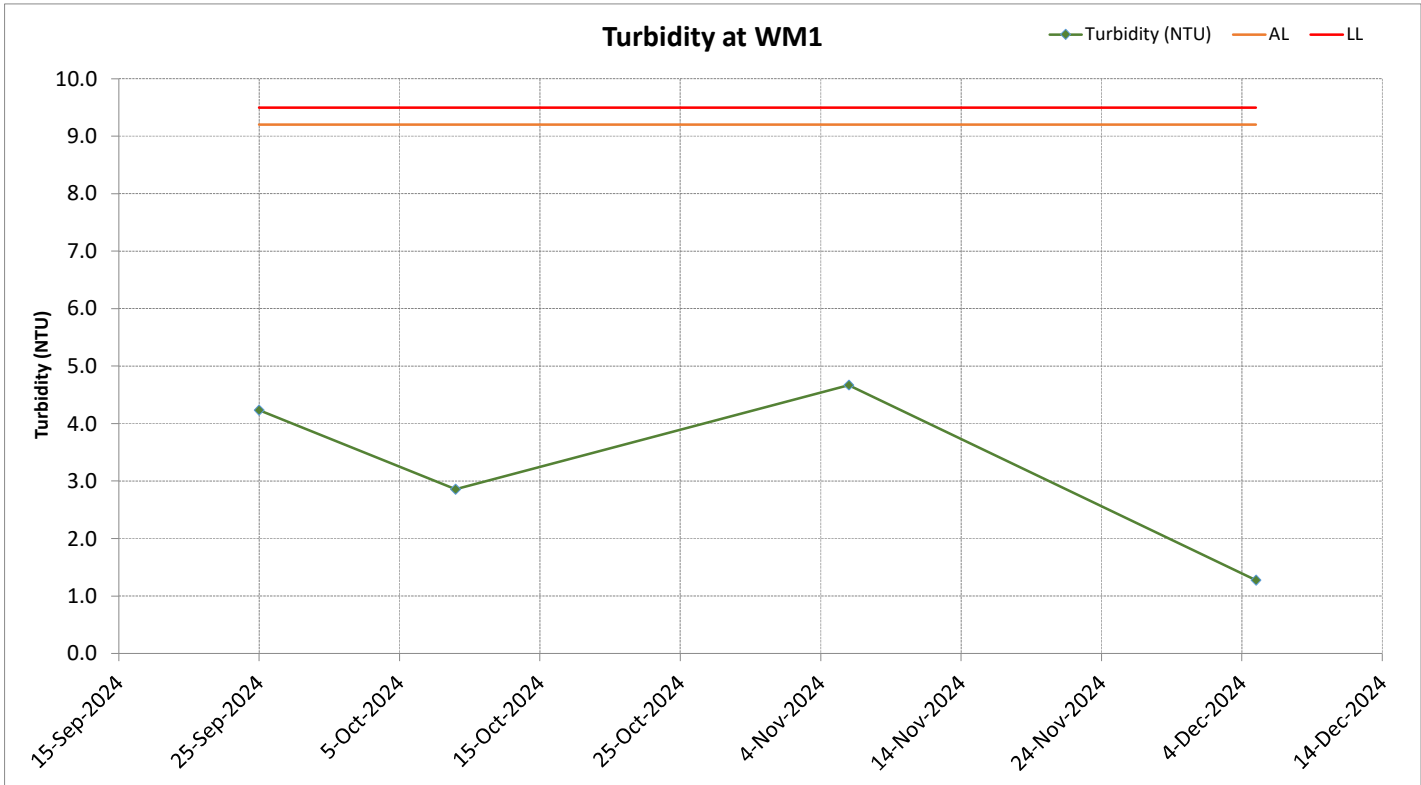
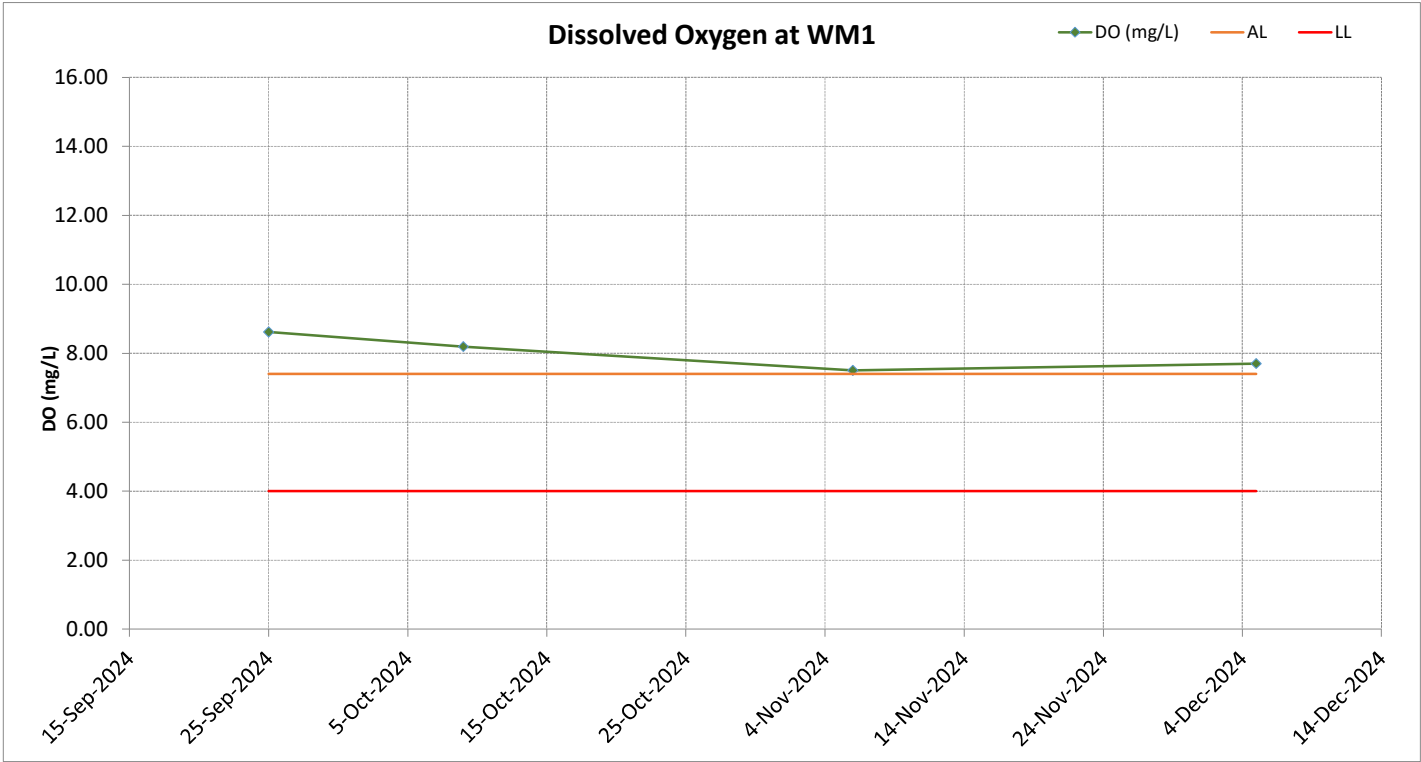
Surface Water Monitoring Results at WM1



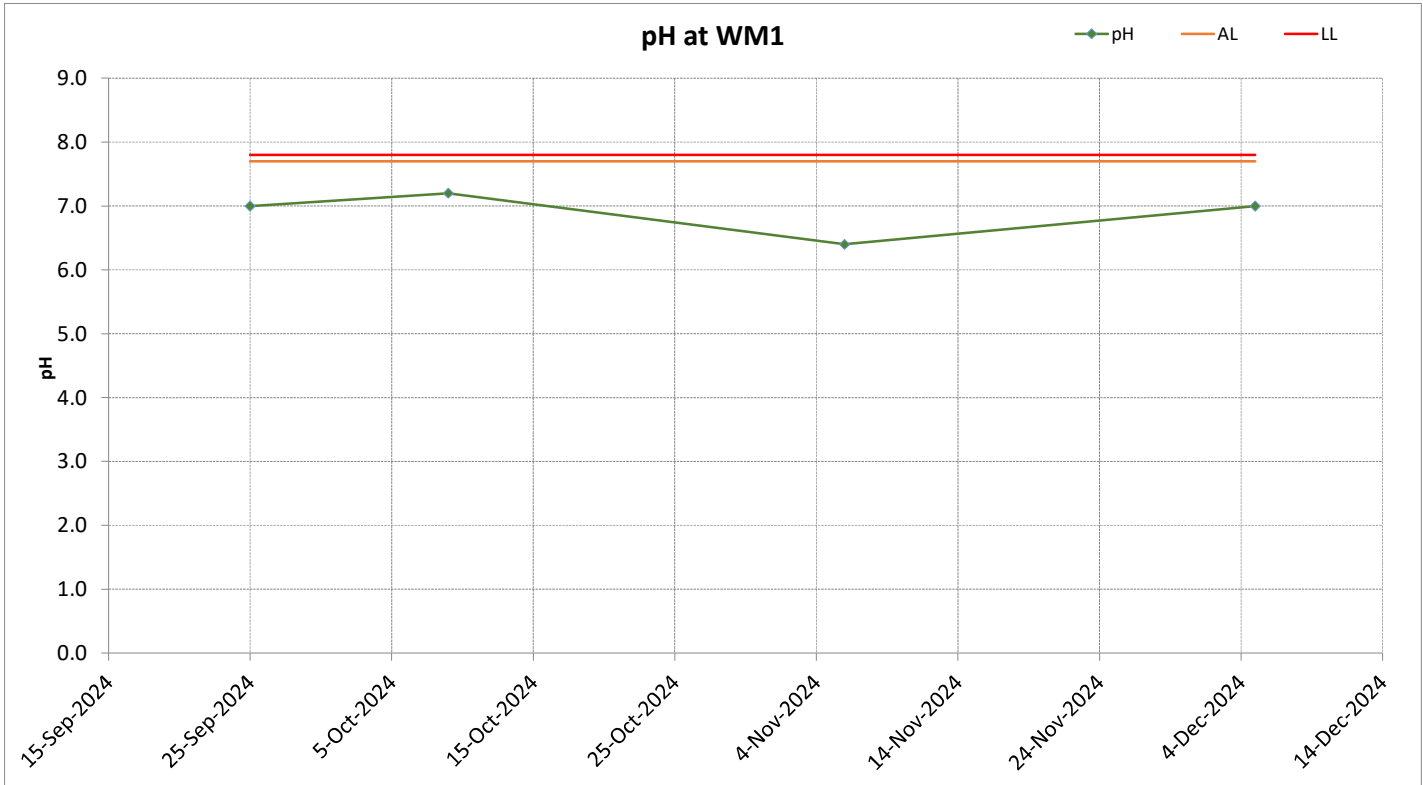
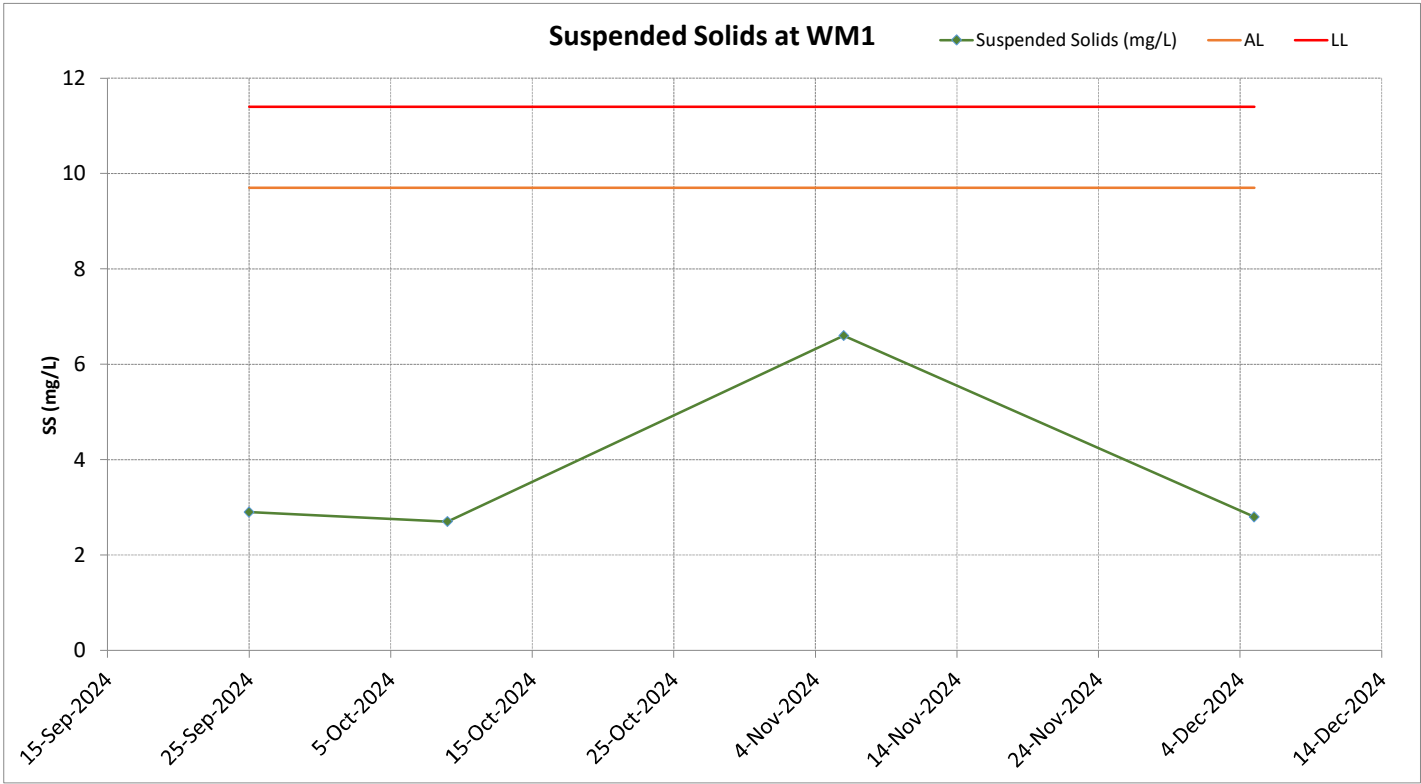
Surface Water Monitoring Results at WM1



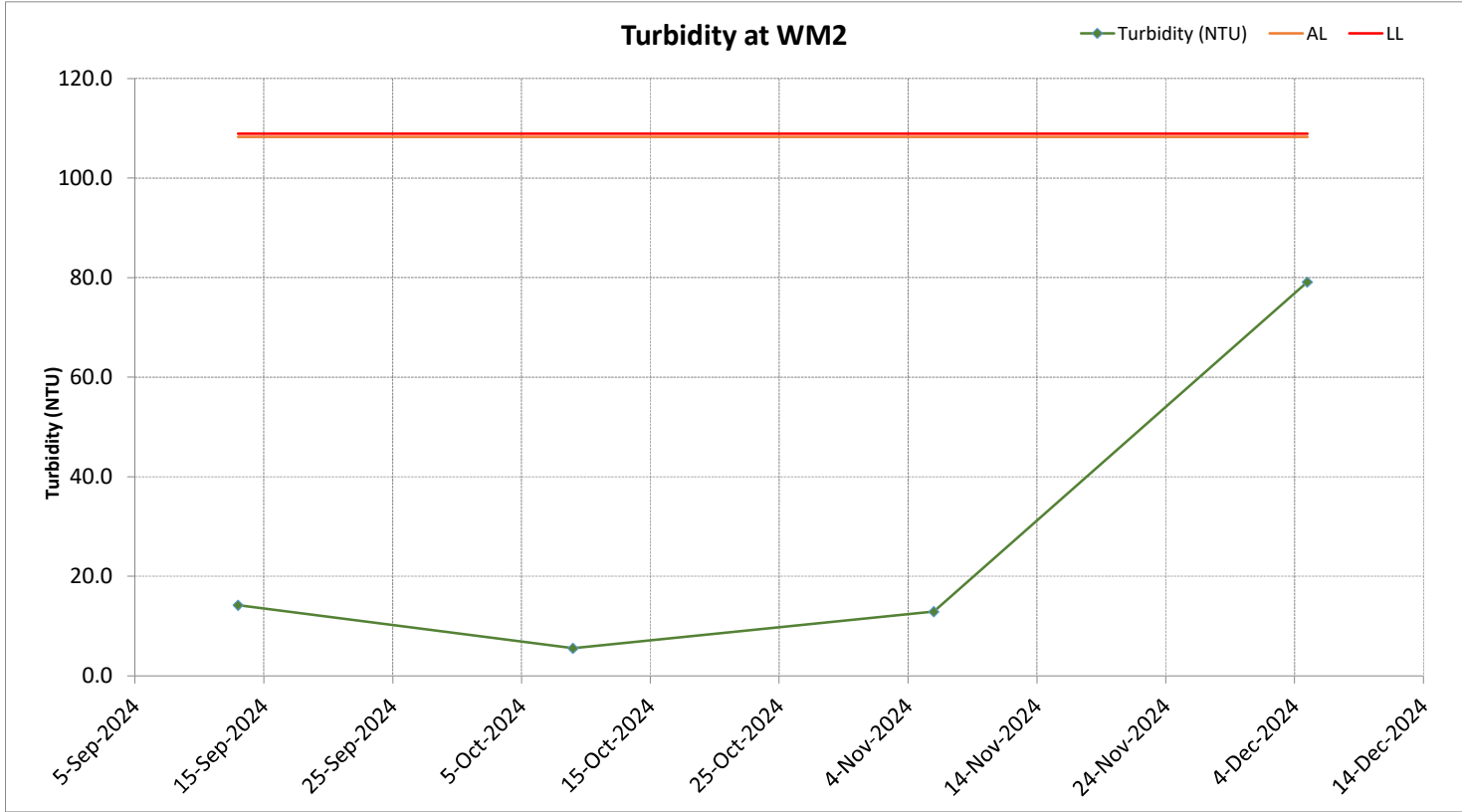
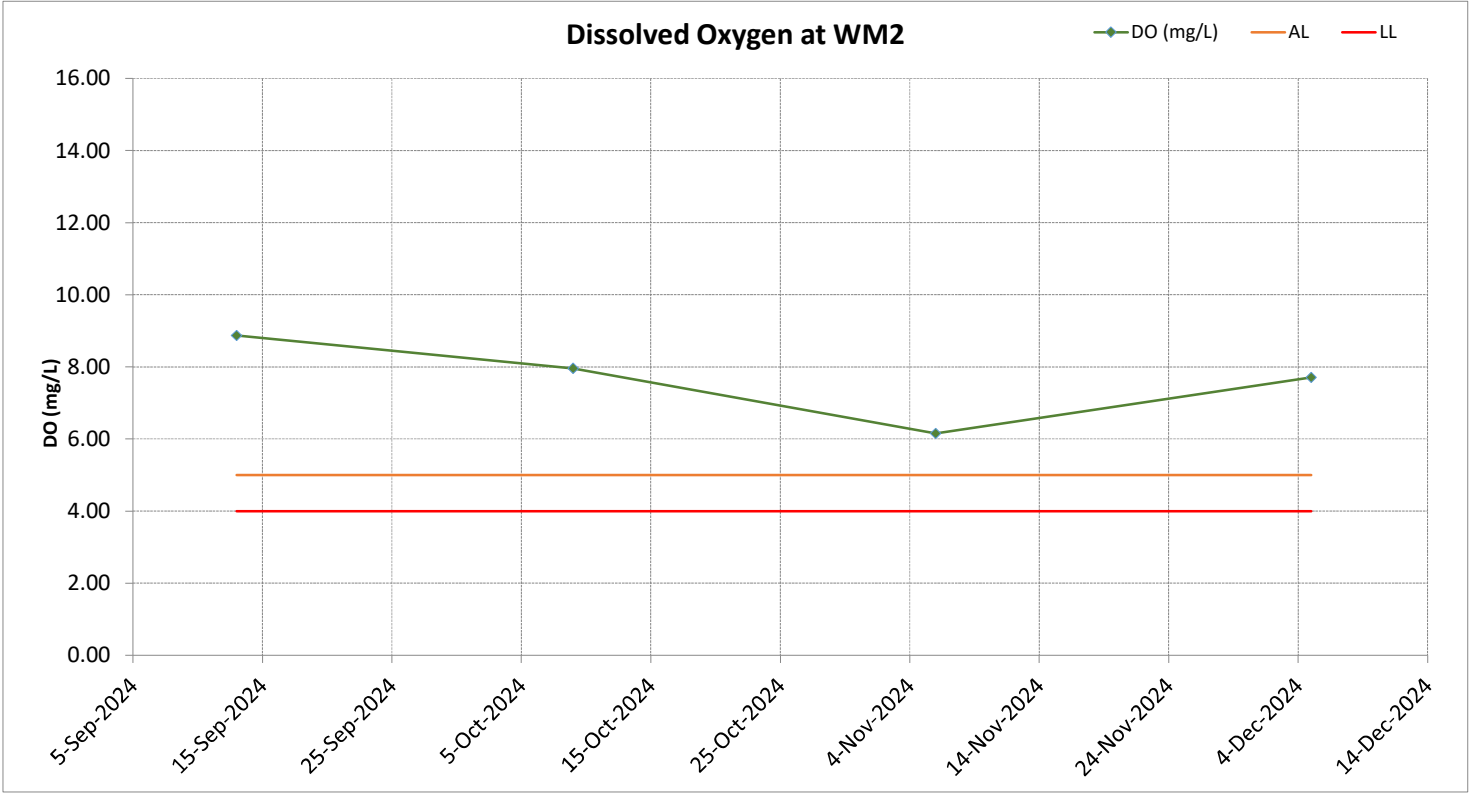
Surface Water Monitoring Results at WM1



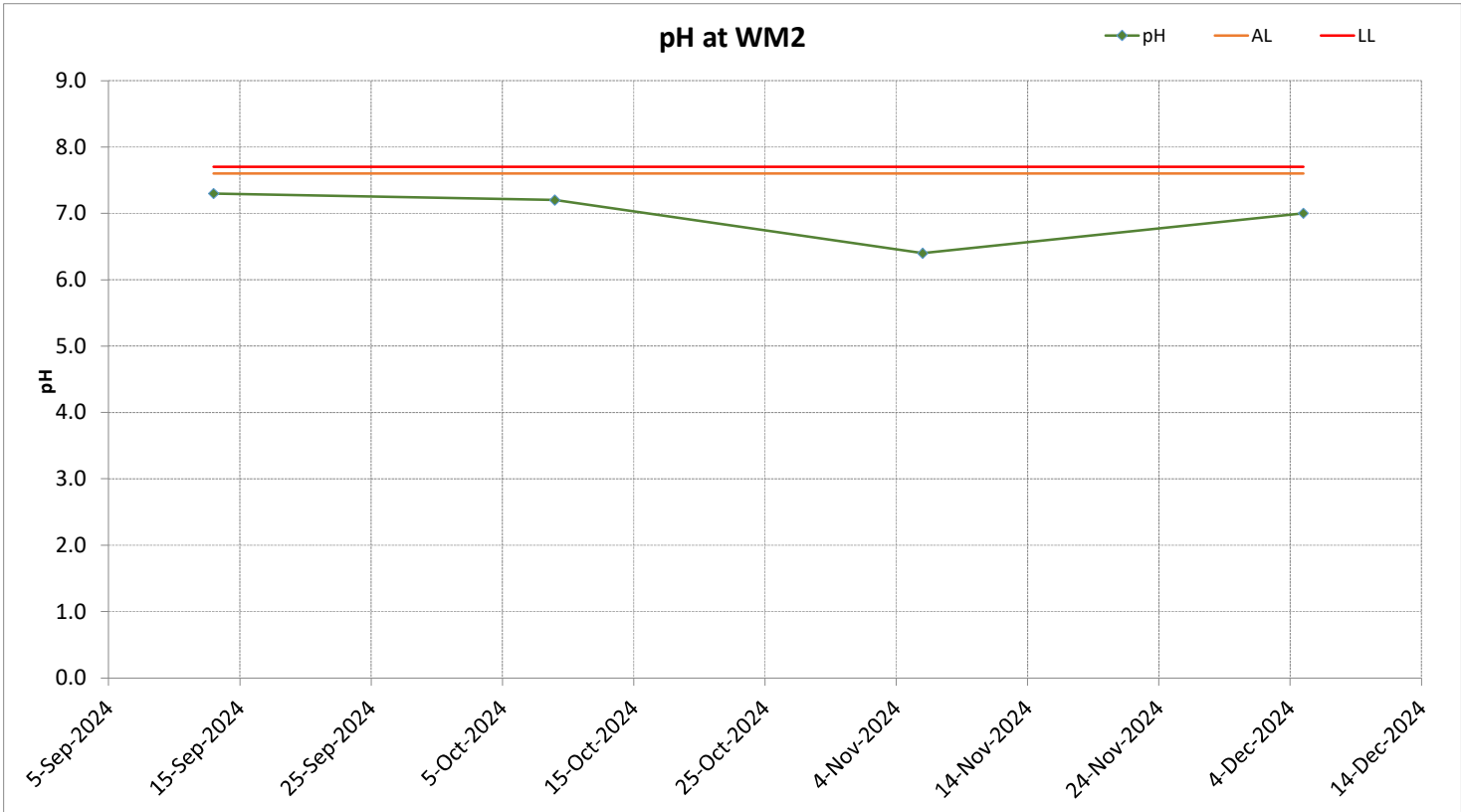
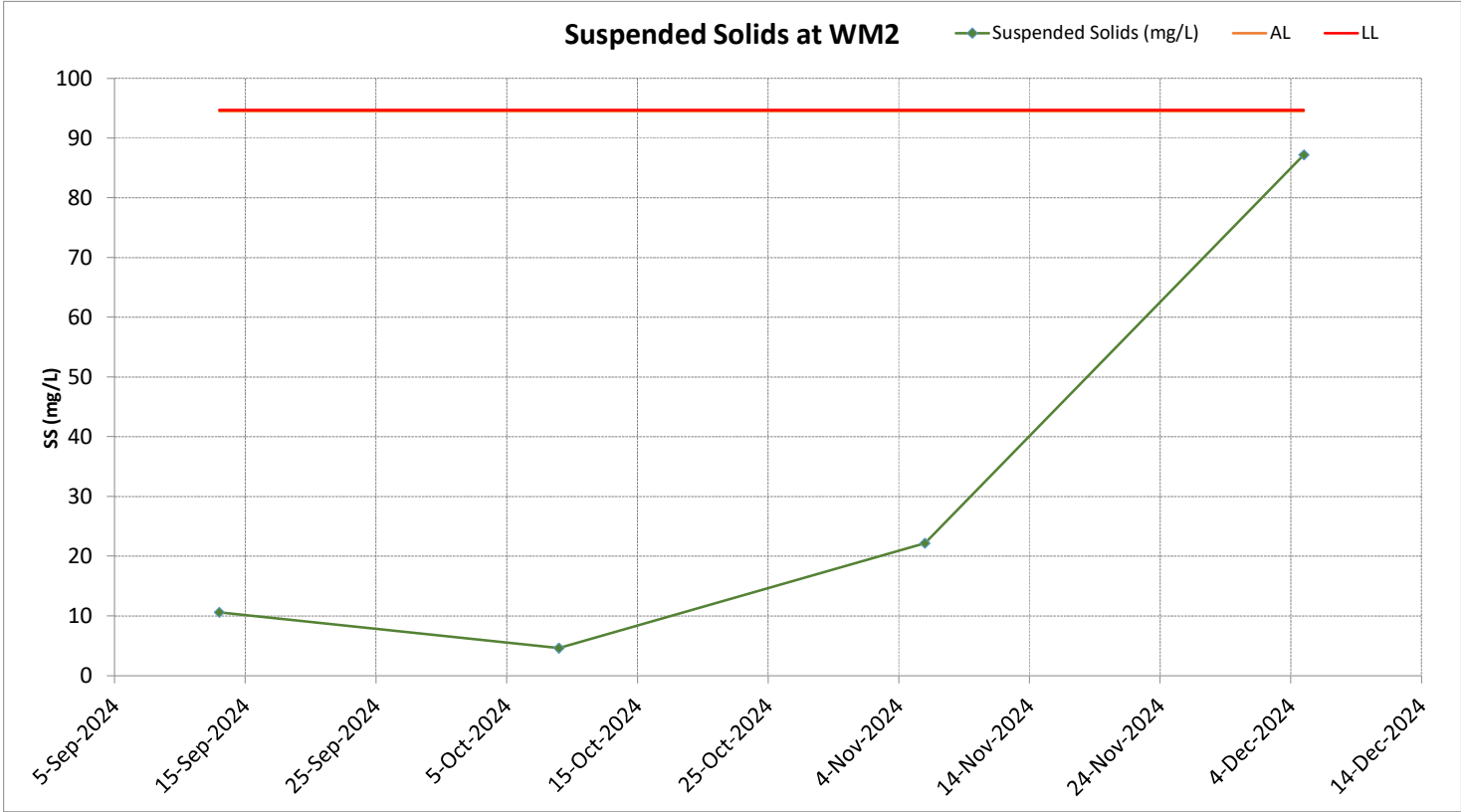
Surface Water Monitoring Results at WM1



Surface Water Monitoring Results at WM2



Surface Water Monitoring Results at WM2



Appendix E Notification of Environmental Quality Limits Exceedance

Notification of Environmental Quality Limits Exceedance

Air Quality Monitoring - Construction Dust

Dust Monitoring Station	Level Exceedance	1-hr TSP Exceedance Count				24-hr TSP Exceedance Count			
		Reporting period		Accumulate project to date		Reporting period		Accumulate project to date	
		Project related	Non-project related	Project related	Non-project related	Project related	Non-project related	Project related	Non-project replated
AM1	Action	0	0	0	0	0	0	0	2
	Limit	0	0	0	0	0	0	0	3
AM2	Action	0	0	0	0	0	0	0	0
	Limit	0	0	0	0	0	0	0	0
AM3	Action	0	0	0	0	0	0	0	4
	Limit	0	0	0	0	0	0	0	3

Noise Monitoring

Noise Monitoring Station	Level Exceedance	LAeq (30mins) Exceedance Count			
		Reporting period		Accumulate project to date	
		Project related	Non-project related	Project related	Non-project related
NM1a	Action	0	0	0	0
	Limit	0	0	0	0
NM2a	Action	0	0	0	0
	Limit	0	0	0	0

Notification of Environmental Quality Limits Exceedance

Surface Water Monitoring

Surface Water Quality Monitoring Station	Level Exceedance	Exceedance Count															
		Reporting period								Accumulate project to date							
		Project related				Non-project replated				Project related				Non-project replated			
		DO	pH	Turb	SS	DO	pH	Turb	SS	DO	pH	Turb	SS	DO	pH	Turb	SS
WM1	Action	0	0	0	0	0	0	0	0	0	0	0	0	1	0	0	0
	Limit	0	0	0	0	0	0	0	0	0	0	0	0	0	0	0	0
WM2	Action	0	0	0	0	0	0	0	0	0	0	0	0	0	0	0	0
	Limit	0	0	0	0	0	0	0	0	0	0	1	0	0	0	0	0

Remarks:

1. "DO" equal to Dissolved Oxygen
2. "Turb" equal to Turbidity
3. "SS" equal to Suspended Solids

Landfill Gas (LFG) Monitoring

[illegible]

Appendix F Waste Flow Table

Waste Flow Table

Month	Total Quantity Generated	Total Quantities of Inert C&D Materials to be Generated from the Contract					Total Quantities of Recyclables Generation				Total Quantities of C&D Materials to be Generated from the Contract		
		Hard Rock and Large Broken Concrete	Reused in the Contract	Reused in Other Projects	Disposed as Public Fill	Imported Fill	Metals	Paper / Cardboard Packaging	Plastics	Yard Waste (to Y-Park)	Chemical Waste	General Refuse	Others, e.g. non-recyclable yard waste
	(in tonne)	(in tonne)	(in tonne)	(in tonne)	(in tonne)	(in tonne)	(in tonne)	(in tonne)	(in tonne)	(in tonne)	(in '000L)	(in tonne)	(in tonne)
Dec-22	84.77	0	0	0	0	0	0	0	0	11.49	0	7.53	65.75
Jan-23	24.51	0	0	0	0	0	0	0	0	0	0	24.51	0
Feb-23	506.45	0	0	0	0	0	0	0	0	3.16	0	5.85	497.44
Mar-23	9,581.15	0	0	9,187	0	0	0	0	0	3.69	0	6.96	383.5
Apr-23	18,532.07	0	0	18,466	0	0	0	0	0	1.97	0	5.81	58.29
May-23	28,889.61	0	0	28,473	0	0	0	0	0	0	0	7.45	409.16
Jun-23	11,574.89	0	0	11,211	0	0	0	0	0	2.38	0	14.69	346.82
Jul-23	50,595.49	0	0	50,307	0	0	0	0	0	0	0	25.54	262.95
Aug-23	63,178.52	0	0	63,076	0	0	0	0	0	0	0	30.77	71.75
Sep-23	42,709.75	0	0	42,676	0	0	0	0	0	0	0	33.38	0
Oct-23	55,551.68	0	0	55,405	0	0	0	0	0	2.56	0	28.05	116.07
Nov-23	76,127.24	0	0	73,352	0	2629.37	0	0	0	0	0	35.13	110.74
Dec-23	63,389.25	0	0	57,681	0	5296.17	0	0	0	2.48	0	34.26	375.34
Jan-24	125,840.50	0	0	125,010	0	0	0	0	0	5.59	0	71.13	753.78
Feb-24	108,176.42	0	0	106,218	0	1771.16	0	0	0	0	0	53.76	133.17
Mar-24	70,683.04	0	0	68,989	0	1324.13	0	0	0	3.26	0	108.43	258.01
Apr-24	77,385.12	0	0	75,092	0	1883.87	0	0	0	0	0	112.54	296.71
May-24	45,429.31	0	1396.88	42,809	0	1022.68	0	0	0	0	0	90.72	110.1
Jun-24	24,576.63	0	4716.43	19,274	0	532.8	0	0	0	2.77	0	41.98	8.58
Jul-24	60,797.99	0	3676.77	55,948	0	1114.17	0	0	0	0	0	30.1	28.82
Aug-24	70,135.60	0	16982.92	51,327	0	1792.8	0	0	0	0	0	33.16	0
Sep-24	56,307.14	0	24837.59	28,116	0	3321	0	0	0	0	0	26.76	5.47
Oct-24	68,639.45	0	25338.41	41,202	0	1823.4	0	0	0	0	0	66.79	208.56
Nov-24	85,435.04	0	28544.17	43,390	0	13323.6	0	0	0	0	0	148.02	29.25
Dec-24	140,022.62	0	53493.89	85,040	0	1199.95	0	0	0	0	0	131.47	157.31
Total	1,354,174.24	0.00	158,987.06	1,152,250	0.00	37,035.10	0.00	0.00	0.00	39.35	0.00	1,174.79	4,687.57

Note:

1. The waste flow table shall also include C&D materials that are specified in the Contract to be imported for use at the Site.
2. Plastics refer to plastic bottles/containers, plastic sheets/foam from packaging material.

Appendix G Environmental Mitigation Implementation Schedule (EMIS)

North East New Territories (NENT) Landfill Extension
Environmental Mitigation Implementation Schedule (EMIS) Construction Phase

EIA Ref.	EM&A Log Ref.	Weekly Site Inspection Item	Recommended Precautionary/Mitigation Measures (to be implemented when the trigger level is exceeded, where necessary)	Objectives of the Recommended Measures & Main Concerns to address	Who to implement the measures?	Location of the measures	What requirement or standards for the measures to achieve?	Status
Air Quality								
S3.8.1	S3.1.8	B7 – B36	The contractor shall follow the procedures and requirements given in the Air Pollution Control (Construction Dust) Regulation.	Good construction site practices to control the dust impact at the nearby sensitive receivers to within the relevant criteria.	Contractor	Entire NENT Landfill Extension site	To control the dust impact to within the criteria of EIA Report (Register No. AEIAR-111/2007)	✓
		B4, B15 & B18	<ul style="list-style-type: none">Dust emission from construction vehicle movement is confined within the worksites area.					✓
		B11 – B12	<ul style="list-style-type: none">Watering facilities will be provided at every designated vehicular exit point.					Vehicle washing facilities provided at vehicular exit point in Portion A, B1-2, D, E3-1 & E4
		-	<ul style="list-style-type: none">Good site practice is recommended during construction phase.					✓
Construction Noise								
S4	S4.9	C1	1) Use of good site practices to limit noise emissions by considering the following: (a) Only well-maintained plant should be operated on-site and plant should be serviced regularly during the construction programme;	Control construction airborne noise by means of good site practices	Contractor	Entire construction site	Noise Control Ordinance	✓
		C2	(b) Machines and plant (such as trucks, cranes) that may be in intermittent use should be shut down between work periods or should be throttled down to a minimum;					✓
		C3	(c) Plant known to emit noise strongly in one direction, where possible, be orientated so that the noise is directed away from nearby NSRs;					✓
		C4	(d) Silencers or mufflers on construction equipment should be properly fitted and maintained during the construction works;					N/A
		C5	(e) Mobile plant should be sited as far away from NSRs as possible and practicable;					✓
		C6	(f) Material stockpiles, mobile container site officer and other structures should be effectively utilised, where practicable, to screen noise from on-site construction activities.					✓
S4	S4.9	C11 – C13	2) Select “Quiet plants” which comply with the BS 5228 Part 1 or TM standards.	Reduce the noise levels of plant items	Contractor	Entire construction site	Noise Control Ordinance & its TM Annex 5, TM-EIA	✓
Construction Runoff								
S5.8.1	S5.2.1	D1	<u>Construction on Site Runoff</u> <ul style="list-style-type: none">(a) At the start of site establishment, perimeter cut-off drains to direct off-site water around the site should be constructed with internal drainage works and erosion and sedimentation control facilities implemented. (b) Channels (both temporary and permanent drainage pipes and culverts), earth bunds or sand bag barriers should be provided on site to direct stormwater to silt removal facilities.	Control construction runoff and erosion from site surface, drainage channel, stockpiles, wheel washing facilities, etc to minimize water quality during construction stage	Contractor	Entire Construction site	ProPECC PN 1/94 Water Pollution Control Ordinance	(a) ✓ (b) ✓
		D2	(a) The dikes or embankments for flood protection should be implemented around the boundaries of earthwork areas. (b) Temporary ditches should be provided to facilitate the runoff discharge into an appropriate watercourse, through a silt/sediment trap. (c) The sediment/silt traps should be incorporated in the permanent drainage channels to enhance deposition rates.					(a) ✓ (b) ✓ (c) ✓
		D3	The design of efficient silt removal facilities should be based on the guidelines in Appendix A1 of ProPECC PN 1/94, which states that the retention time for silts and sediment traps should be 5 minutes under maximum flow conditions.					✓
		D4	(a) Construction works should be programmed to minimize surface excavation works during the rainy seasons (April to September). (b) All exposed earth areas should be completed and vegetated as soon as possible after earthworks have been completed, or alternatively, within 14 days of the cessation of earthworks where practicable. (c) If excavation of soil cannot be avoided during the rainy season, or at any time of year when rainstorms are likely, exposed slope surfaces should be covered by tarpaulin or other means.					(a) ✓ (b) ✓ (c) ✓

Remarks:

- ✓ Compliance of mitigation measure
- * Recommendation was made during site audit but improved/rectified by the contractor
- # Recommendation was made during site audit but not yet improved/rectified by the contractor.
- N/A Not Applicable at this stage were conducted in the reporting period.
- @ (Which measure) Alternative measure was made by the contractor.

North East New Territories (NENT) Landfill Extension
Environmental Mitigation Implementation Schedule (EMIS) Construction Phase

EIA Ref.	EM&A Log Ref	Weekly Site Inspection Item	Recommended Precautionary/Mitigation Measures (to be implemented when the trigger level is exceeded, where necessary)	Objectives of the Recommended Measures & Main Concerns to address	Who to implement the measures?	Location of the measures	What requirement or standards for the measures to achieve?	Status
Construction Runoff (Cont'd)								
S5.8.1	S5.2.1	D5	<ul style="list-style-type: none">(a) The overall slope of the site should be kept to a minimum to reduce the erosive potential of surface water flows, and (b) all traffic areas and access roads protected by coarse stone ballast. An additional advantage accruing from the use of crushed stone is the positive traction gained during prolonged periods of inclement weather and the reduction of surface sheet flows.	Control construction runoff and erosion from site surface, drainage channel, stockpiles, wheel washing facilities, etc to minimize water quality during construction stage	Contractor	Entire Construction site	ProPECC PN 1/94	(a) ✓
		D6	<ul style="list-style-type: none">(a) All drainage facilities and erosion and sediment control structures should be regularly inspected and (b) maintained to ensure proper and efficient operation at all times and particularly following rainstorms. (c) Deposited silt and grit should be removed regularly and disposed of by spreading evenly over stable, vegetated areas.				DSD Technical Circular TC01/2017	(a) ✓ (b) ✓
		D7	<ul style="list-style-type: none">(a) Measures should be taken to minimise the ingress of site drainage into excavations. If the excavation of trenches in wet periods is necessary, they should be dug and backfilled in short sections wherever practicable. (b) Water pumped out from trenches or foundation excavations should be discharged into storm drains via silt removal facilities.				Water Pollution Control Ordinance	(a) ✓ (b) ✓
		D8	<ul style="list-style-type: none">Open stockpiles of construction materials (for example, aggregates, sand and fill material) of more than 50 m³ should be covered with tarpaulin or similar fabric during rainstorms. Measures should be taken to prevent the washing away of construction materials, soil, silt or debris into any drainage system.					✓
		D9	<ul style="list-style-type: none">(a) Manholes (including newly constructed ones) should always be adequately covered and temporarily sealed so as (b) to prevent silt, construction materials or debris being washed into the drainage system and storm runoff being directed into foul sewers.					(a) ✓ (b) ✓
		D10	<ul style="list-style-type: none">Precautions to be taken at any time of year when rainstorms are likely, actions to be taken when a rainstorm is imminent or forecasted, and actions to be taken during or after rainstorms are summarised in Appendix A2 of ProPECC PN 1/94. Particular attention should be paid to the control of silty surface runoff during storm events, especially for areas located near steep slopes.					✓
		D11	<ul style="list-style-type: none">(a) All vehicles and plant should be cleaned before leaving a construction site to ensure no earth, mud, debris and the like is deposited by them on roads. (b) An adequately designed and sited wheel washing bay should be provided at every construction site exit. (c) Wash-water should have sand and silt settled out and removed at least on a weekly basis (d) to ensure the continued efficiency of the process. (e) The section of access road leading to, and exiting from, the wheel-wash bay to the public road should be paved with sufficient backfall toward the wheel-wash bay to prevent vehicle tracking of soil and silty water to public roads and drains.					(a) ✓ (b) ✓ (c) ✓ (d) ✓ (e) ✓
		D12	<ul style="list-style-type: none">(a) Oil interceptors should be provided in the site drainage system downstream of any oil/fuel pollution sources. (b) The oil interceptors should be emptied and cleaned regularly to prevent the release of oil and grease into the storm water drainage system after accidental spillage. (c) A bypass should be provided for the oil interceptors to prevent flushing during heavy rain.					(a) N/A (b) N/A (c) N/A
		D13	<ul style="list-style-type: none">Construction solid waste, debris and rubbish on site should be collected, handled and disposed of properly to avoid water quality impacts. Requirements for solid waste management are detailed in Section 6 of this Report.					✓
		D14	<ul style="list-style-type: none">All fuel tanks and storage areas should be provided with docks and sited on sealed areas, within bunds of a capacity equal to 110% of the storage capacity of the largest tank to prevent spilled fuel oils from reaching water sensitive receivers nearby.					✓
		D15	<ul style="list-style-type: none">To prevent pollution risks arising from works area (waste reception area) and haul roads, intercepting bund or barrier along the roadside should be constructed.					✓
		D19	<u>Sewage Effluent from Workforce</u> <ul style="list-style-type: none">(a) Portable chemical toilets and sewage holding tanks are recommended for handling the construction sewage generated by the workforce. (b) A licensed contractor should be employed to provide appropriate and adequate portable toilets and be responsible for appropriate disposal and maintenance.					(a) ✓ (b) ✓
		D20	<ul style="list-style-type: none">Notices will be posted at conspicuous locations to remind the workers not to discharge any sewage or wastewater into the nearby environment during the construction phase of the Project.					N/A

Remarks:

✓	Compliance of mitigation measure
*	Recommendation was made during site audit but improved/rectified by the contractor
#	Recommendation was made during site audit but not yet improved/rectified by the contractor.
N/A	Not Applicable at this stage were conducted in the reporting period.
@ (Which measure)	Alternative measure was made by the contractor.

North East New Territories (NENT) Landfill Extension
Environmental Mitigation Implementation Schedule (EMIS) Construction Phase

EIA Ref.	EM&A Log Ref	Weekly Site Inspection Item	Recommended Precautionary/Mitigation Measures (to be implemented when the trigger level is exceeded, where necessary)	Objectives of the Recommended Measures & Main Concerns to address	Who to implement the measures?	Location of the measures	What requirement or standards for the measures to achieve?	Status
Construction Runoff (Cont'd)								
S5.8.1	S5.2.1	D19	<u>Sewage Effluent from Workforce</u> <ul style="list-style-type: none"> (a) Portable chemical toilets and sewage holding tanks are recommended for handling the construction sewage generated by the workforce. (b) A licensed contractor should be employed to provide appropriate and adequate portable toilets and be responsible for appropriate disposal and maintenance. 	Control sewage effluent arising from the sanitary facilities provided for the on-site construction workforce	Contractor	On-site sanitary facilities	ProPECC PN 1/94	(a) ✓
		D20	<ul style="list-style-type: none"> Notices will be posted at conspicuous locations to remind the workers not to discharge any sewage or wastewater into the nearby environment during the construction phase of the Project. 				DSD Technical Circular TC01/2017	(b) ✓
		-	Regular environmental audit on the construction site can provide an effective control of any malpractices and can achieve continual improvement of environmental performance on site.				Water Pollution Control Ordinance	N/A
							Waste Disposal Ordinance	✓
S5.8.1	S5.2.1	D21	<u>Accidental Spillage of Chemical</u> <ul style="list-style-type: none"> (a) Any service workshop and maintenance facilities shall be located within a bunded area, and sumps and oil interceptors shall be provided. (b) Maintenance of equipment involving activities with potential for leakage and spillage will only be undertaken within the areas. 	Control of chemical leakage	Contractor	Service workshop and maintenance facilities	ProPECC PN 1/94	(a) N/A
							Water Pollution Control Ordinance	(b) N/A
							Waste Disposal Ordinance	
Erosion Control Measures								
S5.8.2	S5.2.2	-	<u>Erosion Control /Measures</u> <ol style="list-style-type: none"> Preserve Natural Vegetation This Best Management Practices will involve preserving natural vegetation to the greatest extent possible during the construction process. and after construction where appropriate. Maintaining natural vegetation is the most effective and inexpensive form of erosion prevention control. 	Erosion control	Contractor	Drainage system	ProPECC PN 1/94	✓
		-	<ol style="list-style-type: none"> Provision of Buffer Zone A buffer zone consists of an undisturbed area or strip of natural vegetation or an established suitable planting adjacent to a disturbed area that reduces erosion and runoff. The rooted vegetation holds soils acts as a wind break and filters runoff that may leave the site. 				Water Pollution Control Ordinance	✓
		-	<ol style="list-style-type: none"> Seeding (Temporary/Permanent) A well-established vegetative cover is one of the most effective methods of reducing erosion. Vegetation should be established on construction sites as the slopes are finished, rather than waiting until all the grading is complete. Besides, Hydroseeding will be applied on the surface of stockpiled soil and on temporary soil covers for inactive tipping areas to prevent soil erosion during rainy season. 					✓
		-	<ol style="list-style-type: none"> Ground Cover Ground Cover is a protective layer of straw or other suitable material applied to the soil surface. Straw mulch and/or hydromulch are also used in conjunction with seeding of critical areas for the establishment of temporary or permanent vegetation. Ground cover provides immediate temporary protection from erosion. Mulch also enhances plant establishment by conserving moisture, holding fertilizer, seed, and topsoil in place, and moderating soil temperatures. 					To be implemented
		-	<ol style="list-style-type: none"> Hydraulic Application Hydraulic application is a mechanical method of applying erosion control materials to bare soil in order to establish erosion-resistant vegetation on disturbed areas and critical slopes. By using hydraulic equipment, soil amendments, mulch, tackifying agents, Bonded Fiber Matrix (BFM) and liquid co-polymers can be uniformly broadcast, as homogenous slurry, onto the soil. These erosion and dust control materials can often be applied in one operation. 					To be implemented
			<ol style="list-style-type: none"> Sod Establishes permanent turf for immediate erosion protection and stabilizes drainageways. 					✓
			<ol style="list-style-type: none"> Matting There are numerous erosion control products available that can be described in various ways, such as matting, blankets, fabric and nets. These products are referred as matting. A wide range of materials and combination of materials are used to produce matting including, but not limited to: straw, jute, wood fiber, coir (coconut fiber), plastic netting, and Bonded Fiber Matrix. The selection of matting materials for a site can make a significant difference in the effectiveness of the Best Management Practices. 					✓

Remarks:

- ✓ Compliance of mitigation measure
- * Recommendation was made during site audit but improved/rectified by the contractor
- # Recommendation was made during site audit but not yet improved/rectified by the contractor.
- N/A Not Applicable at this stage were conducted in the reporting period.
- @ (Which measure) Alternative measure was made by the contractor.

North East New Territories (NENT) Landfill Extension
Environmental Mitigation Implementation Schedule (EMIS) Construction Phase

EIA Ref.	EM&A Log Ref	Weekly Site Inspection Item	Recommended Precautionary/Mitigation Measures (to be implemented when the trigger level is exceeded, where necessary)	Objectives of the Recommended Measures & Main Concerns to address	Who to implement the measures?	Location of the measures	What requirement or standards for the measures to achieve?	Status
Erosion Control Measures (Cont'd)								
S5.8.2	S5.2.2		h. Plastic Sheetting Plastic Sheetting will provide immediate protection to slopes and stockpiles. However, it has been known to transfer erosion problems because water will sheet flow off the plastic at high velocity. This is usually attributable to poor application, installation and maintenance.	Erosion control	Contractor	Drainage system	ProPECC PN 1/94	✓
		-	i. Dust Control Dust Control is one preventative measure to minimize the wind transport of soil, prevent traffic hazards and reduce sediment transported by wind and deposited in water resources.				Water Pollution Control Ordinance	✓
Surface Water Drainage System								
S5.8.2	S5.2.2	D22	<ul style="list-style-type: none">(a) Temporary surface water drainage system will be provided to manage runoff during construction and operation. (b) This system will consist of channels as constructed around the perimeter of the site area. (c) This system will collect surface water from the areas of higher elevations to those of lower elevations and ultimately to the point of discharge. (d) Erosion will therefore be minimised.	Surface Water Management/ Control run off	Contractor	Surface water system Construction	Water Pollution Control Ordinance	(a) ✓
		D23	<ul style="list-style-type: none">(a) The temporary surface water drainage system will include the use of a silt fence around the soil stockpile areas to prevent sediment from entering the system. (b) Regular cleaning will be carried out to prevent blockage of the passage of water flow in silt fence.				TM-water	(b) ✓
		-	<ul style="list-style-type: none">Intermediate drainage system will be installed for filled cell/phase. The major purpose of the intermediate drainage system is to prevent the clean surface water run-off from the filled phases coming into contact with the waste mass in active cell and to prevent excessive surface water infiltration through the intermediate cover, thus contribute to increasing volume of leachate. The intermediate drainage system will collect the clean surface water run-off and divert it to the permanent discharge channels connected to the public drainage system.					(c) ✓
		-	<ul style="list-style-type: none">In addition, surface flow from the haul road (especially near the wheel washing facility) will be collected to a dry weather flow interceptor and conveyed to the on-site leachate treatment plant for further treatment.					(d) ✓
Waste Management								
S6	WM1	-	<u>C&D Materials</u> <ul style="list-style-type: none">Implement proper waste management measures during construction phase as stipulated in the Environmental Management Plan (EMP) in accordance with the ETWB TC(W) No. 19/2005 Environmental Management in Construction Sites.	Good site practice to minimise C&D waste generation and reuse/recycle all C&D on-site as far as possible	Contractor	Entire construction site	Waste Disposal Ordinance	✓
		-	<ul style="list-style-type: none">Implement a trip-ticket system to ensure that the movement of C&D materials are properly documented and verified in accordance with DEVB TC(W) No. 6/2010. Copies/counterfoils from trip-tickets (with quantities of C&D Materials off-site) should be kept for record purposes.				ETWB TC(W) No. 19/2005	✓
		-	<ul style="list-style-type: none">Appropriate waste management should be implemented in accordance with the ETWB TC(W) No. 19/2005.				DEVB TC(W) No. 6/2010	✓
		E4	<ul style="list-style-type: none">(a) Make provisions in Contract documents to allow and promote the use of recycled aggregates where appropriate. Ensure material balance in terms of excavated C&D materials in the design of NENT landfill extension project. (b) The contract specifications should specify no excavated materials should be removed from the landfill extension site, but should be fully reused.					(a) ✓
		E5	<ul style="list-style-type: none">Careful design, planning and good site management to minimise over-ordering and waste materials such as concrete, mortars and cement grouts. (a)(b) The design of formwork should maximise the use of standard wooden panels so that high reuse levels can be achieved. (c) Alternatives such as steel formwork or plastic fencing should be considered to increase the potential for reuse.					(b) ✓
		E6	<ul style="list-style-type: none">(a) The Contractor should recycle as much as possible the C&D waste on-site through proper waste segregation on-site. (b) Concrete and masonry should be used as general fill and steel reinforcement bars can be used by scrap steel mills. (c) Proper areas should be designated for waste segregation and storage wherever site conditions permit. (d) Maximise the use of reusable steel formwork to reduce the amount of C&D material.					(c) ✓
								(d) ✓

Remarks:

✓	Compliance of mitigation measure
*	Recommendation was made during site audit but improved/rectified by the contractor
#	Recommendation was made during site audit but not yet improved/rectified by the contractor.
N/A	Not Applicable at this stage were conducted in the reporting period.
@ (Which measure)	Alternative measure was made by the contractor.

North East New Territories (NENT) Landfill Extension
Environmental Mitigation Implementation Schedule (EMIS) Construction Phase

EIA Ref.	EM&A Log Ref	Weekly Site Inspection Item	Recommended Precautionary/Mitigation Measures (to be implemented when the trigger level is exceeded, where necessary)	Objectives of the Recommended Measures & Main Concerns to address	Who to implement the measures?	Location of the measures	What requirement or standards for the measures to achieve?	Status
Waste Management (Cont'd)								
S6	WM1	E7	<ul style="list-style-type: none">(a) Maintain temporary stockpiles and reuse excavated fill material for backfilling and reinstatement. On-site sorting and segregation facility of all type of wastes is considered as one of the best practice in waste management and hence, should be implemented in all projects generating construction waste. (b) The sorted public fill and C&D waste should be properly reused.	Good site practice to minimise C&D waste generation and reuse/recycle all C&D on-site as far as possible	Contractor	Entire construction site	Waste Disposal Ordinance ETWB TC(W) No. 19/2005 DEVB TC(W) No. 6/2010	(a) ✓ (b) ✓
		E8	<ul style="list-style-type: none">(a) Excavated slope, stockpiled material and bund walls should be covered by tarpaulin until used in order to prevent wind-blown dust during dry weather, and to reduce muddy runoff during wet weather. (b)(c) Appropriate measures to minimise windblown litter and dust during transportation of waste by either covering trucks or by transporting wastes in enclosed containers					(a) ✓ (b) ✓ (c) ✓
		E9	<ul style="list-style-type: none">If any topsoil-like materials need to be stockpiled for any length of time, consideration should be given to hydroseeding of the topsoil on the stockpile to improve its visual appearance and prevent soil erosion.					✓
		E10	<ul style="list-style-type: none">Nomination of approved personnel to be responsible for good site practices and making arrangements for collection of all wastes generated on-site and effective disposal.					✓
		E11	<ul style="list-style-type: none">Training of site personnel for cleanliness, proper waste management procedures including chemical waste handling, and waste reduction, reuse and recycling concepts.					✓
		E12	<ul style="list-style-type: none">Regular cleaning and maintenance programme systems, sumps and oil interceptors.					✓
		E13	<ul style="list-style-type: none">(a) Prior to disposal of C&D waste, wood, steel and other metals should be separated for re-use and/or recycling to minimise the quantity of waste to be disposed of to landfill. (b)(c) Proper storage and site practices should be implemented to minimise the potential for damage or contamination of construction materials.					(a) ✓ (b) ✓ (c) N/A
			<ul style="list-style-type: none">Plan and stock construction materials carefully to minimise amount of waste generated and avoid unnecessary generation of waste. Minimise excessive ordering of concrete, mortars and cement grout by doing careful check before ordering.					✓
S6	WM2	E16 – E23	<u>Chemical Waste</u> <ul style="list-style-type: none">Chemical waste that is produced, as defined by Schedule 1 of the Waste Disposal (Chemical Waste) (General) Regulation, should be handled in accordance with the Code of Practice on the Packaging, Labelling and Storage of Chemical Wastes.	Ensure proper disposal of chemical waste generated on-site to minimise the associated hazards on human health and environment	Contractor	Entire construction site	Waste Disposal (Chemical Waste) General Regulation Code of Practice on the Packaging, Labelling and Storage of Chemical Waste	✓
		-	<ul style="list-style-type: none">Plant/equipment maintenance schedule should be designed to optimise maintenance effectiveness and to minimise the generation of chemical wastes. Where possible, chemical wastes (e.g. waste lube oil) should be recycled by licensed treatment facilities					✓
		E17 & E18	<ul style="list-style-type: none">Containers used for storage of chemical wastes should be suitable for the substance they are holding, resistant to corrosion, maintained in a good condition, and securely closed; have a capacity of less than 450 liters unless the specification has been approved by the EPD. Display a label in English and Chinese in accordance with instructions prescribed in Schedule 2 of the Regulation.					✓
		E19	<ul style="list-style-type: none">(a) The storage area for chemical wastes should be clearly labelled and used solely for storage of chemical waste, (b) enclosed with at least 3 sides, having an impermeable floor and bund of sufficient capacity to accommodate 110% of volume of the largest container or 20 % of total volume of waste stored in that area, (c)(d) whichever is the greatest, having adequate ventilation, being covered to prevent rainfall entering, and being arranged so that incompatible materials are adequately separated.					(a) ✓ (b) N/A (c) N/A (d) N/A
		E20	<ul style="list-style-type: none">Chemical waste should be collected by licensed waste collectors and disposed of at licensed facility, e.g. Chemical Waste Treatment Centre.					✓

Remarks:

✓	Compliance of mitigation measure
*	Recommendation was made during site audit but improved/rectified by the contractor
#	Recommendation was made during site audit but not yet improved/rectified by the contractor.
N/A	Not Applicable at this stage were conducted in the reporting period.
@ (Which measure)	Alternative measure was made by the contractor.

North East New Territories (NENT) Landfill Extension
Environmental Mitigation Implementation Schedule (EMIS) Construction Phase

EIA Ref.	EM&A Log Ref	Weekly Site Inspection Item	Recommended Precautionary/Mitigation Measures (to be implemented when the trigger level is exceeded, where necessary)	Objectives of the Recommended Measures & Main Concerns to address	Who to implement the measures?	Location of the measures	What requirement or standards for the measures to achieve?	Status
Waste Management (Cont'd)								
S6	WM3	E1	<u>General Refuse</u> <ul style="list-style-type: none">General refuse generated on-site should be properly stored in enclosed bins or compaction units separately from construction and chemical wastes.	Minimise generation of general refuse to avoid odour, pest and visual nuisance	Contractor	Entire construction site	Waste Disposal Ordinance	✓
		E2	<ul style="list-style-type: none">(a) All recyclable materials (separated from the general waste) should be stored on-site in appropriate containers with cover prior to collection by a local recycler for subsequent reuse and recycling. Residual, non-recyclable, general waste should be stored in appropriate containers to avoid odour. (b)(c)(d) Regular collection should be arranged by an approved waste collector in purpose-built vehicles that minimise environmental impacts during transportation					(a) ✓ (b) ✓ (c) ✓ (d) ✓
		-	<ul style="list-style-type: none">Reputable waste collector should be employed by the Contractor to remove general refuse from the site, separately from construction and chemical wastes, on a daily basis to minimise odour, pest and litter impacts. Burning of refuse on construction sites is prohibited by law.					✓
		-	<ul style="list-style-type: none">Aluminium cans should be separated from general waste stream and collected by recyclers. Proper collection bins should be provided on- site to facilitate the waste sorting.					✓
		-	<ul style="list-style-type: none">Office waste paper should recycled if the volume warrant collection by recyclers. Participation in community waste paper recycling programme should be considered by the Contractor, including waste paper, aluminium cans, plastic bottles, waste batteries, etc.					✓
LFG								
Within NENT Landfill Extension								
S7	LFG1	F1	Special LFG precautions should be taken due to close proximity of NENT landfill extension site to existing landfill to avoid potential hazards of LFG exposure (ignition, explosion, asphyxiation, toxicity).	To minimise the risk of LFG hazards to personnel in construction site	Contractor	Entire construction site	Landfill Gas Hazard Assessment Guidance Note (EPD/TR8/97) F&IU (Confined Spaces) Regulations Code of Practice on Safety and Health at Work in Confined Spaces	N/A
	LFG2	F2	Prominent safety warning signs should be erected on-site to alert all personnel and visitors of LFG hazards during excavation works.					✓
	LFG3	F3	No smoking or burning should be permitted on-site.					✓
	LFG4	F4	Prominent 'No smoking' and 'No Naked Flames' signs should be erected on-site.					✓
	LFG5	F5	No worker should be allowed to work alone at any time in excavated trenches or confined areas on-site.					✓
	LFG6	F6	Adequate fire fighting equipment should be provided on-site.					✓
	LFG7	F7	Construction equipment should be equipped with vertical exhaust at least 0.6m above ground installed with spark arrestors.					✓
	LFG8	F8	Electrical motors and extension cords should be explosion-proof and intrinsically safe for use on-site.					✓
	LFG9	F9	'Permit to Work' system should be implemented.					✓
	LFG10	F10	Welding, flame-cutting or other hot works should be conducted only under 'Permit to Work' system following clear safety requirements, gas monitoring procedures and presence of qualified persons to supervise the works.					✓
	LFG11	F11	(a) For piping assembly or conduit construction, all valves and seals should be closed immediately after installation to avoid accumulation and migration of LFG. (b) If installation of large diameter pipes (diameter >600mm) is required, the pipe ends should be sealed on one side during installation. (c) Forced ventilation is required prior to operation of installed pipeline. (d) Forced ventilation should also be required for works inside trenches deeper than 1m.					(a) N/A (b) N/A (c) N/A (d) N/A
	LFG12	F12	Frequency and location of LFG monitoring within excavation area should be determined prior to commencement of works. LFG monitoring in excavations should be conducted at no more than 10mm from exposed ground surface.					✓
	LFG13	F13	For excavation works, LFG monitoring should be conducted (1) at ground surface prior to excavation, (2) immediately before workers entering excavations, (3) at the beginning of each half-day work, and (4) periodically throughout the working day when workers are in the excavation.					✓
	LFG14	F14	Any cracks on ground level encountered on-site should be monitored for LFG periodically. Appropriate action should be taken in accordance with the action plan in Table 7.6 of EIA Report.					✓
	LFG15	F15	(a) LFG precautionary measures involved in excavation and piping works should be provided in accordance with LFG Guidance Note and included in Safety Plan of construction phase. (b) Temporary offices or buildings should be located where free LFG has been proven or raised clear of ground at a separation distance of at least 500mm.					(a) N/A (b) N/A

Remarks:

- ✓ Compliance of mitigation measure
- * Recommendation was made during site audit but improved/rectified by the contractor
- # Recommendation was made during site audit but not yet improved/rectified by the contractor.
- N/A Not Applicable at this stage were conducted in the reporting period.
- @ (Which measure) Alternative measure was made by the contractor.

North East New Territories (NENT) Landfill Extension
Environmental Mitigation Implementation Schedule (EMIS) Construction Phase

EIA Ref.	EM&A Log Ref	Weekly Site Inspection Item	Recommended Precautionary/Mitigation Measures (to be implemented when the trigger level is exceeded, where necessary)	Objectives of the Recommended Measures & Main Concerns to address	Who to implement the measures?	Location of the measures	What requirement or standards for the measures to achieve?	Status
LFG (Cont'd)								
Within NENT Landfill Extension								
S7	LFG16	F16	For large development such as NENT landfill extension, a Safety Officer trained in the use of gas detection equipment and LFG- related hazards should be present on-site throughout the groundwork phase. The Safety Officer should be provided with an intrinsically safe portable instrument appropriately calibrated and capable of measuring the following gases: •CH ₄ : 0-100% and LEL: 0-100%/v •CO ₂ : 0-100% •O ₂ : 0-21%	To minimise the risk of LFG hazards to personnel in construction site	Contractor	Entire construction site	Landfill Gas Hazard Assessment Guidance Note (EPD/TR8/97) F&IU (Confined Spaces) Regulations	✓
	LFG17	F17	(a) Periodically during groundwork construction, the works area should be monitored for CH ₄ CO ₂ and O ₂ using appropriately calibrated portable gas detection equipment. The monitoring frequency and areas should be established prior to commencement of groundwork either by Safety Officer or appropriately qualified person. (b) Routine monitoring should be carried out in all excavations, manholes, created by temporary storage of building materials on-site. (c) All measurements in excavations should be made with monitoring tube located not more than 10mm from exposed ground surface.				Code of Practice on Safety and Health at Work in Confined Spaces	(a) N/A (b) N/A (c) N/A
	LFG18	F18	For excavations deeper than 1m, measurements should be conducted: <ul style="list-style-type: none">At ground surface before excavation commences;Immediately before any worker enters the excavation;At the beginning of each working day for entire period the excavation remains open; and Periodically throughout the working day whilst workers are in excavation.					✓
	LFG19	F19	For excavations between 300mm and 1m, measurements should be conducted: <ul style="list-style-type: none">Directly after excavation has been completed; and Periodic all whilst excavation remains open.					✓
	LFG20	F20	For excavations less than 300mm, monitoring may be omitted at the discretion of Safety Officer or appropriately qualified person.					✓
Landscape and Visual Phases								
S8	LV1	G4	<u>Advanced screening tree planting</u> <ul style="list-style-type: none">Early planting using fast growing trees and tall shrubs at strategic locations within site to block major view corridors to the site from the VSRs, and to locally screen haul roads, excavation works and site preparation works.Roadside planter and shrub planting design in front of Cheung Shan Temple.	To minimise the impact on existing vegetation retained by personnel in construction To provide initiation on permanent landscape and visual mitigation measures	Contractor	Entire construction site	DEVB TC(W) No. 4/2020 - Tree Preservation DEVB TC(W)) No. 6/2015 - Maintenance of Vegetation and Hard Landscape Features DEVB TC(W) No. 6/2011 - Maintenance of Man-made Slopes and Emergency Repair on Stability of Land	✓
S8	LV2	G5	<u>Boundary Green Belt planting</u> Considerable planting belts proposed around the site perimeter and the construction of temporary soil bunds will screen the landfill operations to a certain degree. Fast growing and fire resistant plant species will be used.				To be implemented during operation phase	
S8	LV3	G6	<u>Temporary landscape treatment as green surface cover</u> For certain areas where landfilling operations would have to be suspended temporarily for periods of years, simple temporary landscape treatment such as hydroseeding should be considered. During construction and operational phases, grass hydroseeding or synthetic covering material of green colour should also be used as a temporary slope cover if applicable.				✓	
S8	LV4	G7	<u>Existing tree preservation</u> Transplant existing trees and vegetation, which are identified as ecologically significant in Ecological Impact Assessment and as rare tree species recorded in the tree survey, under circumstances where technically feasible. For all affected trees, the principle of avoidance of tree felling and tree transplanting of tree before felling should apply whenever possible. A tree felling application should be submitted to DEVB-GLTMS and be approved before any trees are felled or transplanted.				✓	

Remarks:

✓ Compliance of mitigation measure

* Recommendation was made during site audit but improved/rectified by the contractor

Recommendation was made during site audit but not yet improved/rectified by the contractor.

N/A Not Applicable at this stage were conducted in the reporting period.

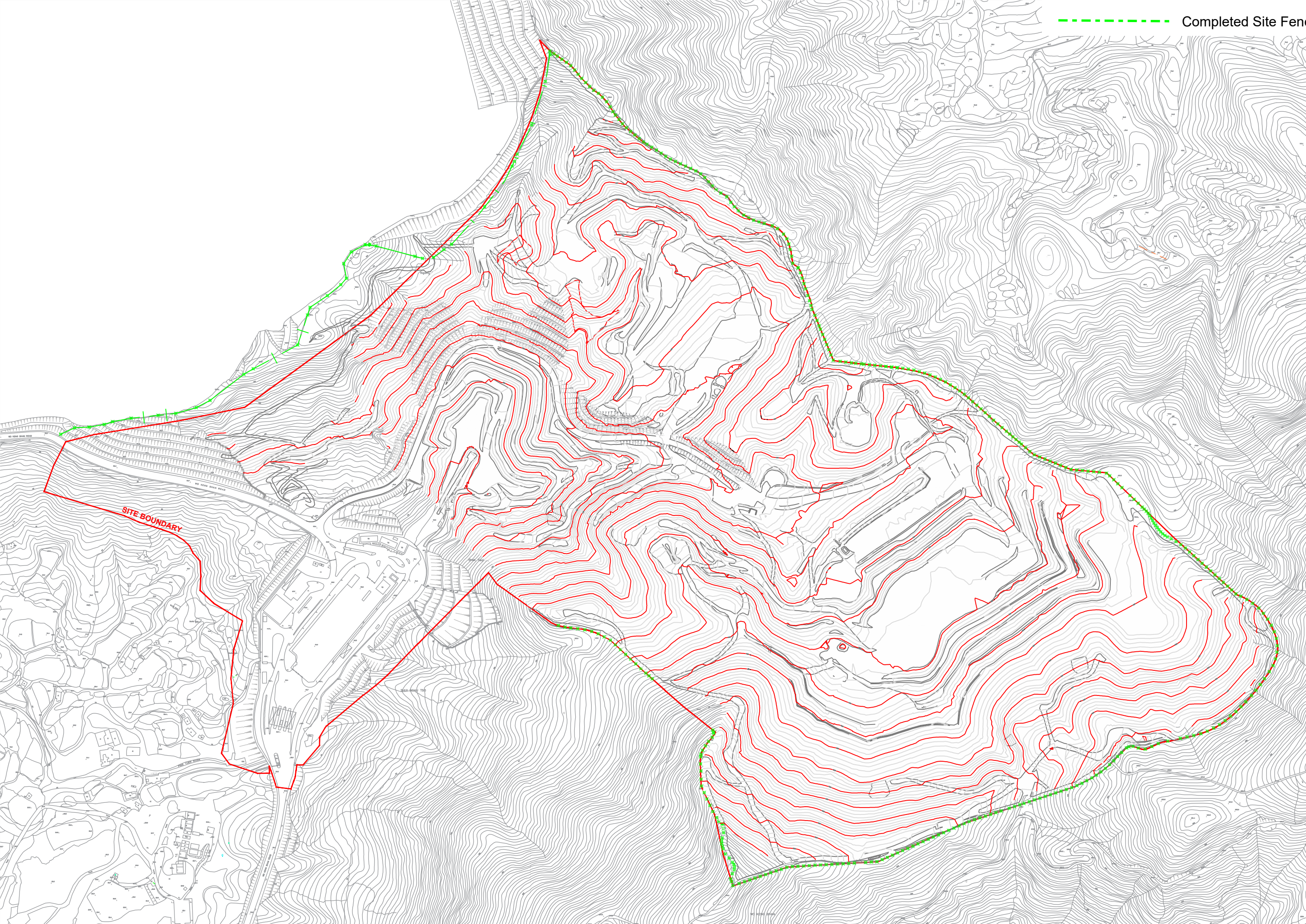
@ (Which measure) Alternative measure was made by the contractor.

EIA Ref.	EM&A Log Ref	Weekly Site Inspection Item	Recommended Precautionary/Mitigation Measures (to be implemented when the trigger level is exceeded, where necessary)	Objectives of the Recommended Measures & Main Concerns to address	Who to implement the measures?	Location of the measures	What requirement or standards for the measures to achieve?	Status
Ecology								
General Protection Measures:								
S10	E1	-	Restriction of construction activities to the work areas that would be clearly demarcated.	To minimise environmental impacts and therefore potential ecological impacts within and near the construction site	Contractor	Entire construction site	Practice Note for Professional Persons (ProPECC), Construction Site Drainage (PN1/94)	✓
	E2	-	Reinstatement of the work areas immediately after completion of the works.					✓
	E3	-	Only well-maintained plant should be operated on-site and plant should be serviced regularly during the construction programme.				Code of Practice on the Packaging, Labelling and Storage of Chemical Wastes, EPD (1992)	✓
	E4	-	Machines and plant (such as trucks, cranes) that may be in intermittent use should be shut down between work periods or should be throttled down to a minimum.					✓
	E5	-	Plant known to emit noise strongly in one direction, where possible, be orientated so that the noise is directed away from nearby NSRs.				ETWB TC(W)) No. 33/2002 Management of Construction and Demolition Material Including Rock	✓
	E6	-	Silencers or mufflers on construction equipment should be properly fitted and maintained during the construction works.					N/A
	E7	-	Mobile plant should be sited as far away from NSRs as possible and practicable.				DEVB TC(W) No. 6/2010 Trip Ticket System for Disposal of Construction and Demolition Materials	✓
	E8	-	Material stockpiles, site office and other structures should be effectively utilised, where practicable, to screen noise from on-site construction activities.					✓
	E9	-	Use of "quiet" plant and working methods.					✓
	E10	-	Construction phase mitigation measures in the Practice Note for Professional Persons on Construction Site Drainage.				ETWB TC(W)No.19/2005 Environmental Management on Construction Sites	✓
	E11	-	Design and set up of the temporary on-site drainage system will be undertaken by the contractor prior to the commencement of construction.					✓
	E12	-	Design and incorporation of silt/sediment traps in the permanent drainage channels to enhance deposition rates and regular removal of repositied silt and grit.					✓
	E13	-	Minimization of surface excavation works during the rainy seasons (April to September), and in particular,control of silty surface runoff during storm events, especially for areas located near steep slopes.					✓
	E14	-	Regular inspection and maintenance of all drainage facilities and erosion and sediment control structures to ensure proper and efficient operation at all times and particularly following rainstorms.					✓
	E15	-	Provision of oil interceptors in the drainage system downstream of any oil/fuel pollution sources					N/A

Remarks:

- ✓Compliance of mitigation measure
- *Recommendation was made during site audit but improved/rectified by the contractor
- #Recommendation was made during site audit but not yet improved/rectified by the contractor.
- N/ANot Applicable at this stage were conducted in the reporting period.
- @ (Which measure)Alternative measure was made by the contractor.

Appendix H Mitigation Measures of Cultural Landscape Features



----- Completed Site Fencing

Appendix I Cumulative complaint / enquiry log & Summaries of complaints and enquiries

Environmental Complaints Log

Complaint Ref. No.	Date of Complaint Received	Received from	Received by	Aspect of Complaint	Date of Investigation	Investigation Summary & Conclusion	Date of Reply
C001_20221220	21 Dec 2022	Veolia (Contractor)	ET	Air Quality (Construction Dust)	5, 12 & 19 Dec 2022	It was noted from Veolia's email to the ET on 20 December 2022 that Veolia received complaint lodged regarding presenting much dusty materials at roundabout at Wo Keng Shan Road & dusty flying problem at Kowloon-bound traffic at Lung Shan Tunnel. No dusty materials and wastes were transported out from the NENTX site during the complaint period. During the regular weekly site inspection on 5, 12 & 19 December 2022, it was observed that the wheel washing facilities with high-pressure water jets have been provided at all site exits of NENTX and cleaned all vehicles before allowing them to leave the construction site to ensure that no mud or debris would be brought to the public area. All site vehicles of NENTX are also required to go through the auto wheel washing facility, which is managed by the operator of the NENT landfill, before entering the public area. The road section between the washing facilities and the exit point was paved with concrete, or bituminous materials were implemented in all site entrances. No mud generated from vehicles under the NENTX project after exiting the site entrance was observed. In conclusion, there is no direct evidence showing that the complaint is likely related to the NENTX project.	5 Jan 2023
C002_20230614	14 Jun 2023	EPD-RNG	ET	Water Quality	16, 21 Jun, 24, 25 Jul & 2 Aug 2023	It was noted from EPD-RNG's email to the ET on 14 Jun 2023 that EPD received complaint lodged regarding the muddy water was observed at Lin MA Hang International Bridge. In summary of the investigation, the pollutant water appeared crimson colour with bubbles at the LMH-OP01 (Monitoring Point from EPD). The colour and pattern of pollutant water is different from the runoff at surface WQM monitoring location WM1. Hence, the project is not the major source causing the pollutant water. To minimise the potential impact of the project, the enhancement of mitigation measures at north boundary were advised to implement by contractor. The related rectified actions had been conducted by the contractor.	29 Jun & 21 Aug 2023

Complaint Ref. No.	Date of Complaint Received	Received from	Received by	Aspect of Complaint	Date of Investigation	Investigation Summary & Conclusion	Date of Reply
C003_20230615	15 Jun 2023	EPD-RNG	ET	Water Quality	16, 19, 21 Jun, 18 Jul 2023	It was noted from EPD-RNG's email to the ET on 15 June 2023 that EPD received information regarding the muddy water was observed at River Ganges (GR3) (Water Quality Monitoring Location from EPD). In summary of the investigation, the muddy water caused from multi-potential sources while the runoff from the box culvert under the Wo Keng Shan Road is the major source including runoff from Existing channel near Portion E3-1, discharge water from the silt removal facilities at Portion E3-1 of the project, runoff from branch near the entrance of Portion E3-1, runoff from weighting plaza of NENT Landfill & natural stream near Wo Keng Shan & Shui Ngau Tso etc.. Hence, the project is a part of factor causing the high turbidity muddy water. To minimise the potential impact of construction runoff from the project, the further mitigation measures and enhancement of the temporary surface water drainage system were advised to implement by contractor. The related rectified actions had been conducted by the contractor.	15 Jun, 21 Aug 2023
C004_20230803	3 Aug 2023	EPD-RNG	ET	Water Quality	18 Jul 2023	It was noted from EPD-RNG's email to the ET on 3 Aug 2023 that EPD received information regarding the muddy water was observed at River Ganges (GR3) (Water Quality Monitoring Location from EPD). In summary of the investigation, the muddy water caused from multi-potential sources while the runoff from the box culvert under the Wo Keng Shan Road is the major source including runoff from Existing channel near Portion E3-1, discharge water from the silt removal facilities at Portion E3-1 of the project, runoff from branch near the entrance of Portion E3-1, runoff from weighting plaza of NENT Landfill & natural stream near Wo Keng Shan & Shui Ngau Tso etc.. Hence, the project is a part of factor causing the high turbidity muddy water. To minimise the potential impact of construction runoff from the project, the further mitigation measures and enhancement of the temporary surface water drainage system were advised to implement by contractor. The related rectified actions had been conducted by the contractor.	14 Aug 2023

Complaint Ref. No.	Date of Complaint Received	Received from	Received by	Aspect of Complaint	Date of Investigation	Investigation Summary & Conclusion	Date of Reply
C005_20230818	18 Aug 2023	EPD-RNG	ET	Water Quality	18 Sep 2023	It was noted from EPD-RNG's email to the ET on 18 August 2023 that EPD received information regarding the muddy water was observed at River Ganges (GR3) (Water Quality Monitoring Location from EPD) on 14 August 2023. In summary of the investigation, the complaint is project related. It viewed that muddy water arising from wheel washing water from the site entrance at Portion E4 & Runoff from Existing Channel near Portion E3-1 & discharge water from the silt removal facilities at Portion E3-1 eventually flows into the box culvert under Wo Keng Shan Road, WM2 and ultimately to GR3. The related rectified actions had been conducted by the contractor.	13 October 2023
C006_20230914	14 Sep 2023	EPD-RNG	ET	Water Quality	18 Sep 2023	It was noted from EPD-RNG's email to the ET on 14 September 2023 that EPD received information regarding the muddy water was observed at River Ganges (GR3) (Water Quality Monitoring Location from EPD) on 11 September 2023. In summary of the investigation, the complaint is project related. It viewed that muddy water arising from wheel washing water from the site entrance at Portion E4 & Runoff from Existing Channel near Portion E3-1 & discharge water from the silt removal facilities at Portion E3-1 eventually flows into the box culvert under Wo Keng Shan Road, WM2 and ultimately to GR3. The related rectified actions had been conducted by the contractor.	13 October 2023
C007_20240509	9 May 2024	EPD-RNG	ET	Water Quality	13 May 2024	It was noted from EPD-RNG's email to the ET on 9 May 2024 that EPD receipted a memo from DSD/Mainland North regarding the incident of muddy water observed in Ping Yuen River, at the downstream of NENTX, on 23 April 2024. In summary of the investigation, the muddy water at the complaint location involved multi-potential sources (including the construction runoff of the project and runoff from existing landfill) based on the distance between the outlet of the project discharge point and the complaint location (distance around 1.16 km). The mitigation measures are recommended and reminded to implement and review by the contractor.	16 July 2024
C000_20241128	28 Nov 2024	EPD-RNG	ET	Water Quality	2 & 5 Dec 2024	It was noted from EPD-RNG's email to the ET on 28 November 2024 regarding the incident of muddy water observed in Ping Yuen River, at the downstream of NENTX, on 13 November 2024. The relevant investigation is conducting by the related parties. The investigation results will be presented when the investigation has been completed.	TBC

Remarks:

1. "ET" equal to "Environmental Team"

2. "EPD-RNG" equal to "Environmental Protection Department-Regional Office (North)"
3. "TBC" equal to "To Be Confirm"

Environmental Enquiries Log

Enquiry Ref. No.	Date of Enquiry Received	Received from	Received by	Aspect of Complaint	Date of Investigation	Investigation Summary & Conclusion	Date of Reply
NA	NA	NA	NA	NA	NA	NA	NA

Remarks:

1. "ET" equal to "Environmental Team"
2. "EPD-RNG" equal to "Environmental Protection Department-Regional Office (North)"
3. "NA" equal to "Not Applicable"

Cumulative Statistics on Complaints

Aspects	Cumulative No. Brought Forward	No. of Complaints during reporting period	Cumulative Project-to-Date
Air Quality	1*	0	1*
Noise	0	0	0
Water Quality	6(1*)	1 [#]	7(1* & 1 [#])
Waste Management	0	0	0
Total	7(2*)	1 [#]	8(2* & 1 [#])

Remarks:

1. * Equal to non-project related
2. [#] Equal to the complaint under the investigation.

Prepared by:

Aurecon Hong Kong Limited
Unit 1608, 16/F, Tower B, Manulife Financial Centre,
223 – 231 Wai Yip Street, Kwun Tong,
Kowloon Hong Kong S. A. R.
T: +852 3664 6888
F: +852 3664 6999
E: hongkong@aurecongroup.com

