


MTR Corporation Limited

West Island Line Project

Final Environmental Monitoring and Audit Report  
(Part 1)

A handwritten signature in black ink, consisting of several overlapping loops and a long horizontal stroke at the end.

Verified by: \_\_\_\_\_

Position: Independent Environmental Checker

Date: 7 July 2015


MTR Corporation Limited

West Island Line Project

Final Environmental Monitoring and Audit Report

(Part 1)

Revision A

Certified by:  \_\_\_\_\_

Position: Environmental Team Leader

Date: 3 July 2015

## ***EXECUTIVE SUMMARY***

The West Island Line Project commenced on 10 July 2009. The EM&A programme for the West Island Line Project commenced on 10 August 2009, the commencement date of construction of the Project. As the construction works for the WIL Project had been substantially completed and the WIL Project commenced operation on 28 December 2014, however Sai Ying Pun Station is still not yet open to public. There remains outstanding works including entrances and passenger adits which are under construction in Works Areas L1, M1, N1 and construction materials storage in Works Area. Those construction activities that have potential to result in a significant environmental impact will not be carried out in the WIL Project Works Areas except Works Areas B, L1, M1 and N1. This final Environmental Monitoring and Audit (EM&A) Report Part 1 for West Island Line Project presents the results of EM&A works and the impact monitoring for the construction works undertaken during the period of 10 August 2009 to 9 January 2015 for the WIL Project Works Areas except Works Areas B, L1, M1 and N1. The results of EM&A works and the impact monitoring for the construction works in Works Areas B, L1, M1 and N1 are to be presented in final Environmental Monitoring and Audit Report Part 2.

The ET Leader proposes to terminate the regular construction dust and noise monitoring at the monitoring stations together with the regular site inspections for the WIL Project Works Areas except those for Works Areas B, L1, M1 and N1 after the WIL Operation.

Impact monitoring for air quality and noise were conducted in accordance with the EM&A Manual in the reporting periods, there was no breach of Limit Levels for air monitoring.

There was no successful environmental prosecution in the reporting period of 10 August 2009 to 9 January 2015.

Site inspections were conducted by the Environmental Team on a weekly basis to monitor proper implementation of environmental pollution control and mitigation measures for the Project.

There were non-compliances identified in the reporting period of 10 August 2009 to 9 January 2015 for the WIL Project which were two exceedances of the Limit Level for the noise monitoring.

The Environmental Permit (EP-313/2008/J) issued by EPD on 1 September 2014 is used for the WIL Project.

In the reporting period, there was no reporting change of circumstances which may affect the compliance with the recommendations of the EIA Report.

## ***EXECUTIVE SUMMARY***

### ***1 INTRODUCTION***

- 1.1 Project Background***
- 1.2 Project Programme***
- 1.3 Coverage of the Final EM&A Report Part 1***

### ***2 PROJECT INFORMATION***

- 2.1 Project Management Organization***
- 2.2 Project Works Areas and Environmental Monitoring Locations***
- 2.3 Summary of EM&A Requirements***
- 2.4 Implementation of Environmental Mitigation Measures***
- 2.5 Construction Activities in the Reporting Period***

### ***3 IMPACT MONITORING***

- 3.1 Air Quality***
- 3.2 Noise***
- 3.3 Action taken in Event of Exceedence***
- 3.4 Ground-borne Noise for TBM operation***

### ***4 LANDSCAPE AND VISUAL***

- 4.1 Monitoring Requirements***
- 4.2 Audit Results***

### ***5 WASTE MANAGEMENT***

### ***6 WATER QUALITY***

### ***7 CULTURAL HERITAGE***

### ***8 RECORD OF ENVIRONMENTAL COMPLAINTS***

### ***9 RECORD OF NON- COMPLIANCES***

### ***10 NOTIFICATION OF SUMMONS AND SUCCESSFUL PROSECUTIONS***

### ***11 STATUS OF STATUTORY SUBMISSIONS***

- 11.1 Submissions required under Environmental Permits***
- 11.2 Statutory Permits and Licenses***



## **12 SITE INSPECTIONS**

### **12.1 Observations**

### **12.2 Other Notable Events**

### **12.3 Solid and Liquid Waste Management**

### **12.4 Effectiveness and Efficiency of Mitigation Measures**

### **12.5 Review of WIL EIA Predictions**

## **13 CONCLUSIONS**

### **List of Appendices**

Appendix A *Environmental Quality Performance Limits*

Appendix B *Event Action Plans*

Appendix C *Implementation of Environmental Mitigation Measures*

Appendix D *Impact Monitoring Graphical Plots*

## **1 INTRODUCTION**

### **1.1 Project Background**

MTR Corporation Limited (MTRCL) proposes to build a new railway line, the West Island Line (WIL) which is an extension of the Island Line to the Western District. The route length of the fully underground WIL is approximately 3 km with three new underground stations namely Sai Ying Pun Station (SYP), University Station (UNI) and Kennedy Town Station (KET).

### **1.2 Project Programme**

The West Island Line Project commenced on 10 July 2009. Commencement of construction was on 10 August 2009. The commencement of operation of the Project was on 28 December 2014.

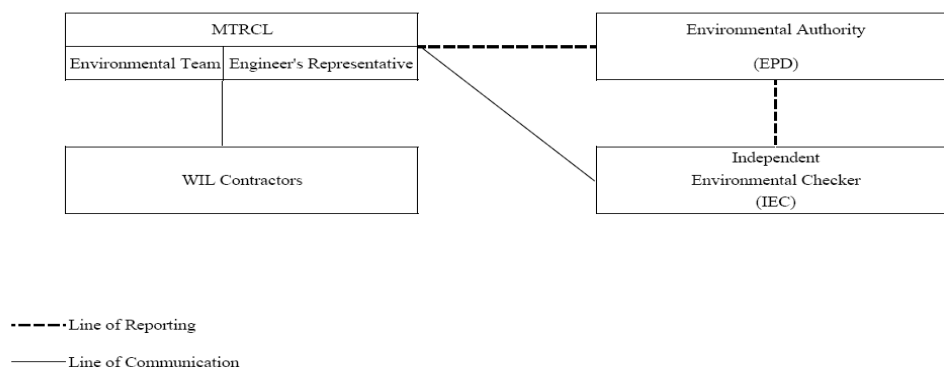
### **1.3 Coverage of the EM&A Report**

The EM&A programme for the West Island Line Project commenced on 10 August 2009. This final Environmental Monitoring and Audit (EM&A) Report Part 1 for the WIL Project presents the results of EM&A works and the impact monitoring for the construction works undertaken during the period of 10 August 2009 to 9 January 2015 for the WIL Project Works Areas except Works Areas B, L1, M1 and N1.

## **2 PROJECT INFORMATION**

### **2.1 Project Management Organization**

The WIL Project organization chart is presented in Figure 1. Contacts of key environmental personnel of the Project are shown in Tables 1.



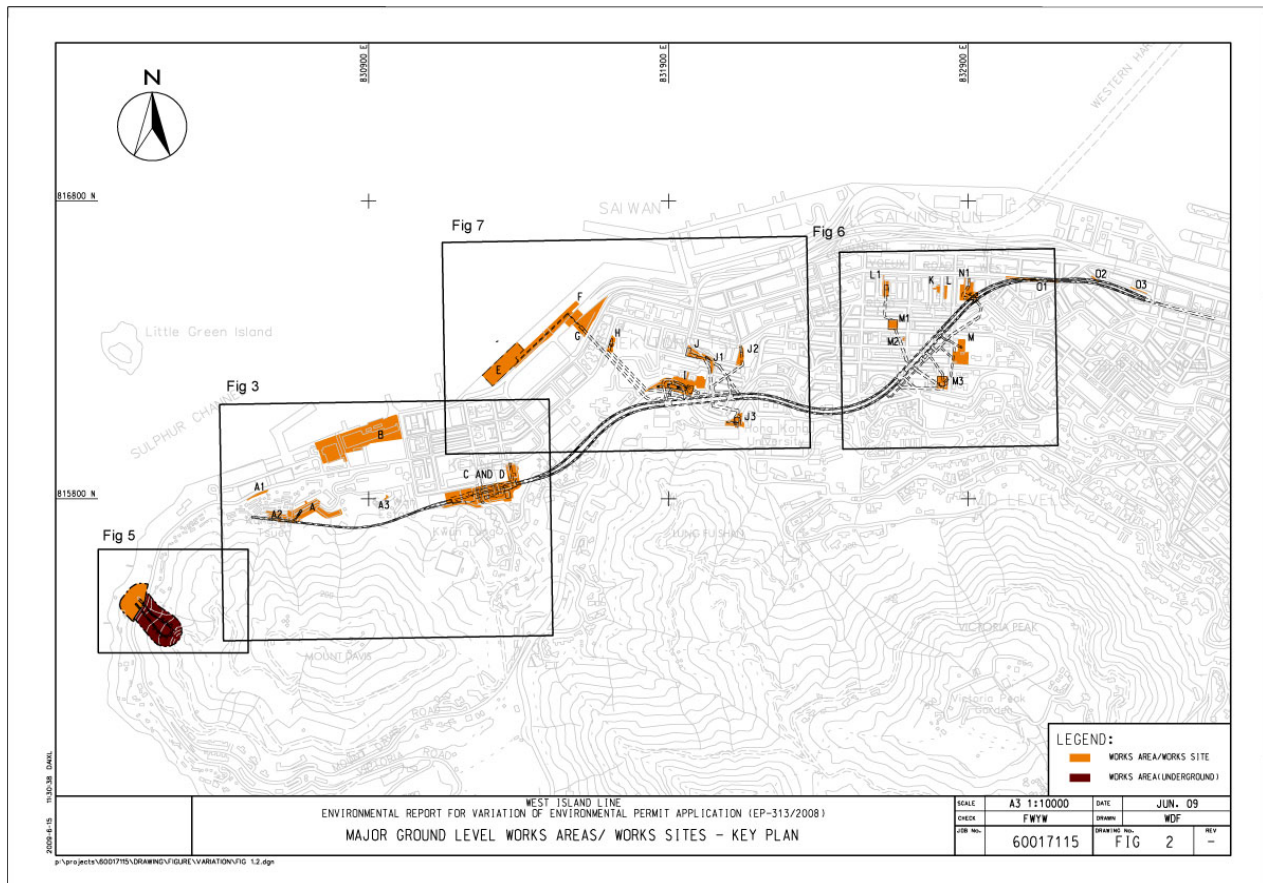
PROJECT ORGANIZATION  
Figure 1

**Table 1** Contact List of Key Personnel for Project Management

Organization	Name	Telephone
<b>Engineer's Representative</b>		
Project Manager – WIL Civil	Mr. Stephen Hamill	3411 9811
<b>Independent Environmental Checker</b>		
Senior Environmental Consultant	Mr. Coleman Ng	2268 3097
<b>Environmental Team</b>		
Environmental Team Leader	Mr. Richard Kwan	2688 1179 / 9819 9027
<b>Contact 703 Contractor</b>		
Project Director	Mr. Seved Robin	2541 1511
General Construction Manager	Mr. Emmanuel Clech	2541 1586
<b>Contact 704 Contractor</b>		
Project Director	Mr. C.C. Hau	3559 9003
<b>Contact 705 Contractor</b>		
Project Director	Mr. Brian Gowran	9865 0100
<b>Contact 706 Contractor</b>		
Project Manager	Mr. Cheng Kam Man	9650 1739
Construction Manager	Mr. Tai Yiu Tong	9047 1830
Environmental Manager	Mr. Andrew Hui	9424 1926
<b>Contact 706A Contractor</b>		
Project Manager	Mr. Hobby H.M. Lau	9828 0638
Site Agent	Mr. Stan Y.S. Lo	6276 0908
Environmental Officer	Mr. Lee Ho Cheong	9416 8347
<b>Contact 708 Contractor</b>		
Project Manager	Mr. Jason Cheng	9837 9323
Tunnel Engineer	Mr. John Wai	6083 9220
Environmental Engineer	Mr. M. K. Cheung	9096 7254

## 2.2 Project Works Areas and Environmental Monitoring Locations

The WIL Project works areas and the locations of environmental monitoring stations are shown in Figures 2 and 3 to 7 respectively. Table 2 shows the details of the active monitoring stations as reported in Sections 3.1 and 3.2 below.



**Table 2** Summary of impact air quality and noise monitoring stations

ID	Premise	Monitoring Location
<b>Air</b>		
AM1a+	Kwun Lung Lau Block 1	Building facing Works Area C (propose to terminate)
AM2	Victoria Public Mortuary	Building facing Works Area B (active)
AM3a*	Hong Kong Institute of Vocational Education (Tsing Yi) Kennedy Town Centre	Building facing Works Area A (propose to terminate)
AM4~	Chee Sing Kok Social Centre of the Humanity Love (current name for the premise)	Adjacent to building and facing Works Area MA (inactive)
AM5a%	Kennedy Town Fire Station	Building facing Works Area E (propose to terminate)

<b>ID</b>	<b>Premise</b>	<b>Monitoring Location</b>
AM6a*	St. Paul's College Primary School	Building facing Works Area I (propose to terminate)
AM7a*	Hill Court	Building facing Works Area J (propose to terminate)
AM8	Bon-Point	Building facing Works Area M3 (propose to terminate)
AM9a^	No. 28 Sai Woo Lane	Building facing Works Area N1 (active)
AM10	Western Garden, Ivy Tower	Building facing Works Area M1 (active)
<b>Noise</b>		
CN1~	Chee Sing Kok Social Centre of the Humanity Love (current name for the premise)	Adjacent to building and facing Works Area MA (inactive)
CN2	Hong Kong Institute of Vocational Education (Tsing Yi) Kennedy Town Centre	Building facing Works Area A (propose to terminate)
CN3	Lui Ming Choi Primary School	Building facing Works Area B (active)
CN4	Luen Tak Apartments	Building facing Works Area C (propose to terminate)
CN5	Western Court (Block 1)	Building facing Works Area J2 (propose to terminate)
CN6	Yick Fung Garden (Block A)	Building facing Works Area G (propose to terminate)
CN7a#	Bowie Court	Building facing Works Area J3 (propose to terminate)
CN8	St. Paul's College Primary School	Building facing Works Area I (propose to terminate)
CN9	Hill Court	Building facing Works Area J (propose to terminate)
CN10\$	Graceful Court	Building facing Works Area J1 (not used)
CN11b@	The Belcher's Tower 8	Building facing Works Area H (propose to terminate)
CN12	Wah Po Building	Building facing Works Area E (propose to terminate)
CN13	No. 18-20 Eastern Street	Building facing Works Area N1 (active)
CN14	Bon-Point	Building facing Works Area M3 (propose to terminate)
CN15	Ivy Tower	Building facing Works Area M1 (active)
CN16	No. 9-11 Ki Ling Lane	Building facing Works Area L1 (active)
CN17	No. 1 Third Street	Building facing Works Area M

ID	Premise	Monitoring Location
		(propose to terminate)
CN18	Princeton Tower	Building facing Works Area O1 (propose to terminate)
CN20	Ka On Building	Building facing Works Area O3 (propose to terminate)
CN21	The Merton (Block 2)	Building facing Works Area B (active)

\* The alternative air monitoring stations AM3a, AM6a and AM7a were approved by EPD on 10 August 2009

^The alternative air monitoring station AM9a was approved by EPD on 26 November 2009

+The alternative air monitoring station AM1a was approved by EPD on 7 September 2010

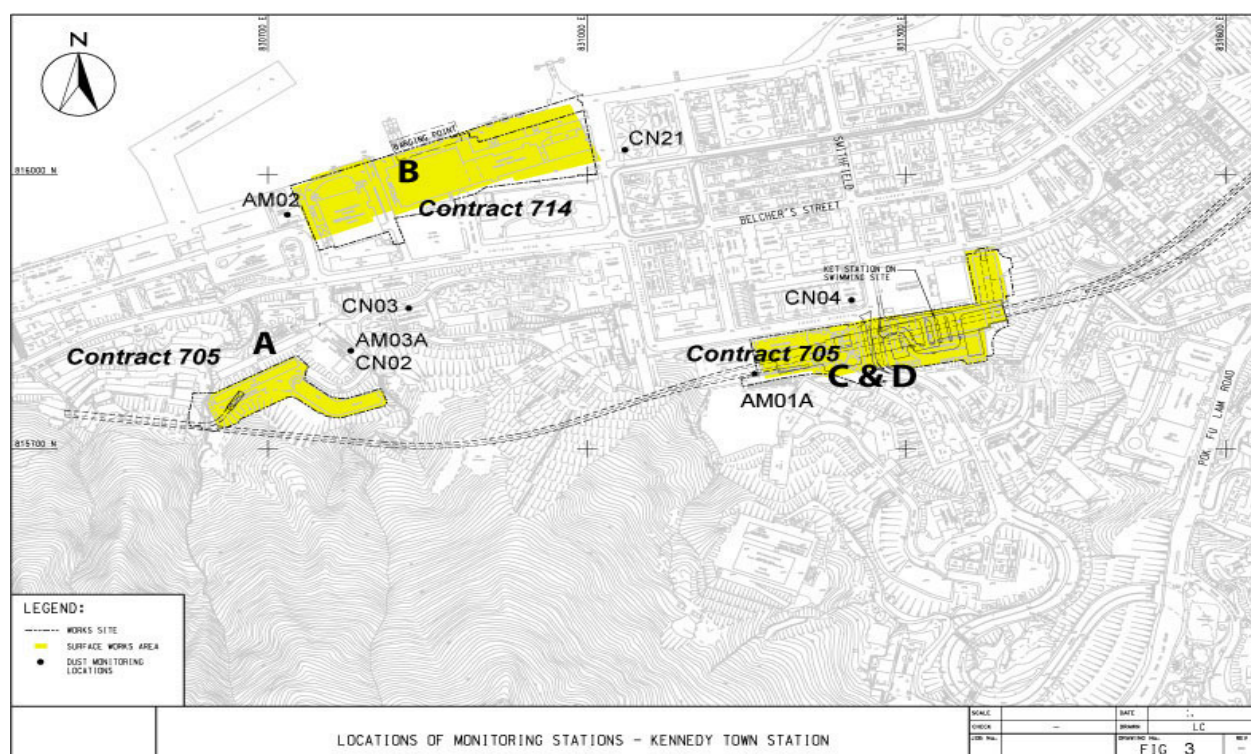
%The alternative air monitoring station AM5a proposal was submitted to EPD on 22 September 2010

# The alternative noise monitoring station CN7a was approved by EPD on 1 September 2010

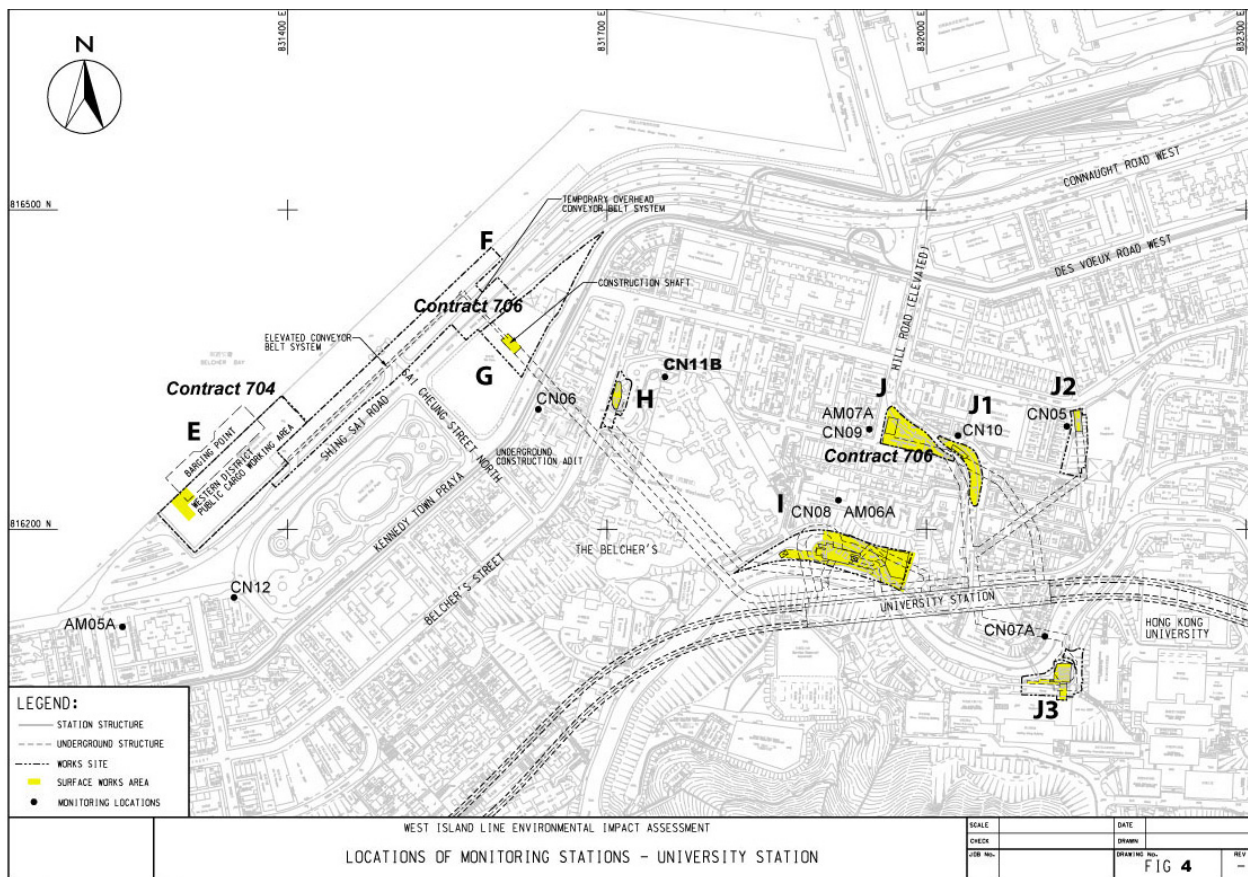
@ The alternative noise monitoring station CN11b was approved by EPD on 14 June 2011

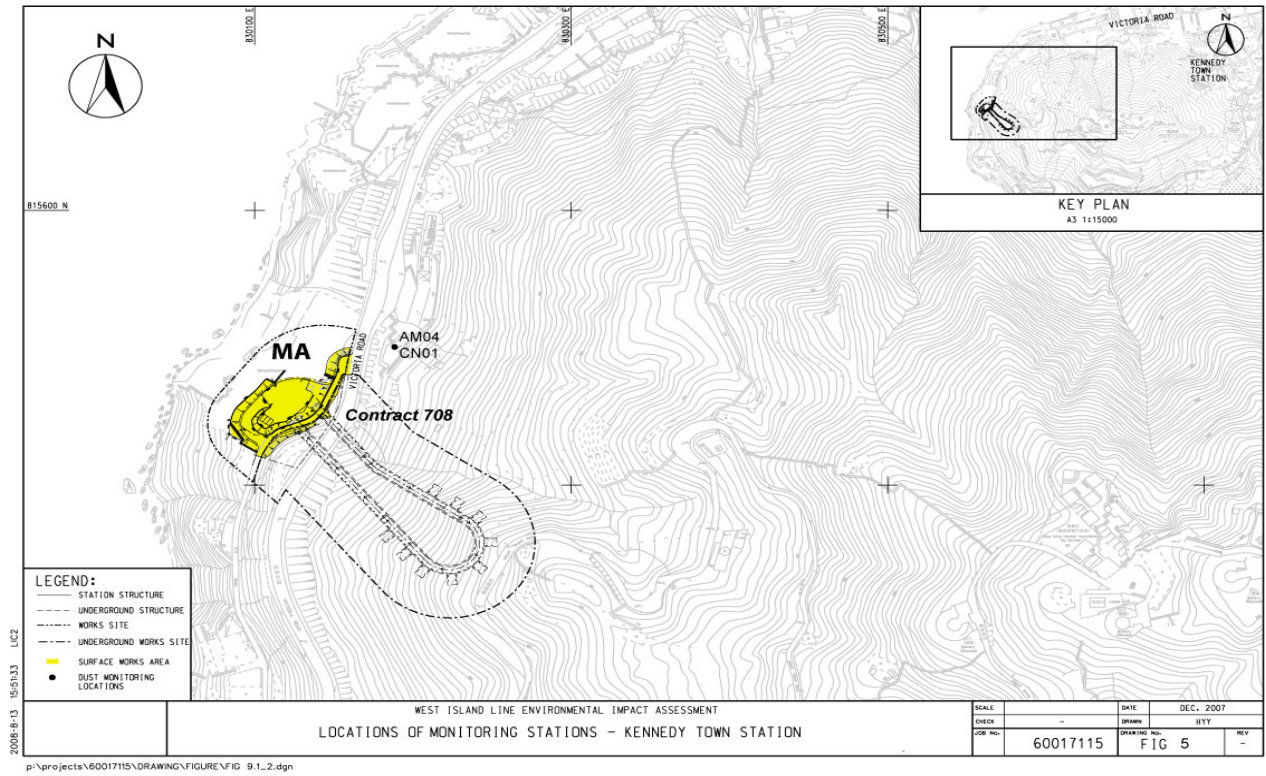
\$ The noise monitoring station CN10 was not used due to deletion of vent shaft construction

~ Final EM&A Report for Works Area MA was submitted to EPD on 16 January 2012

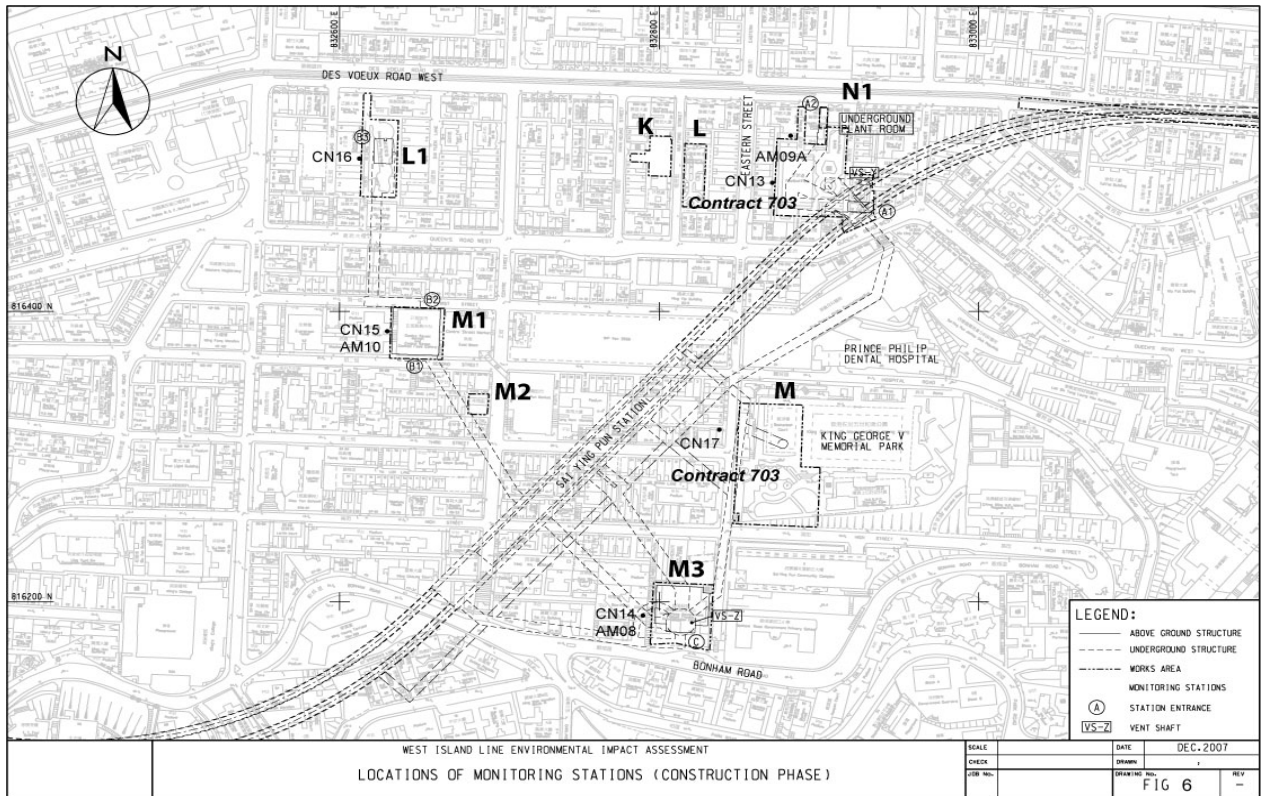


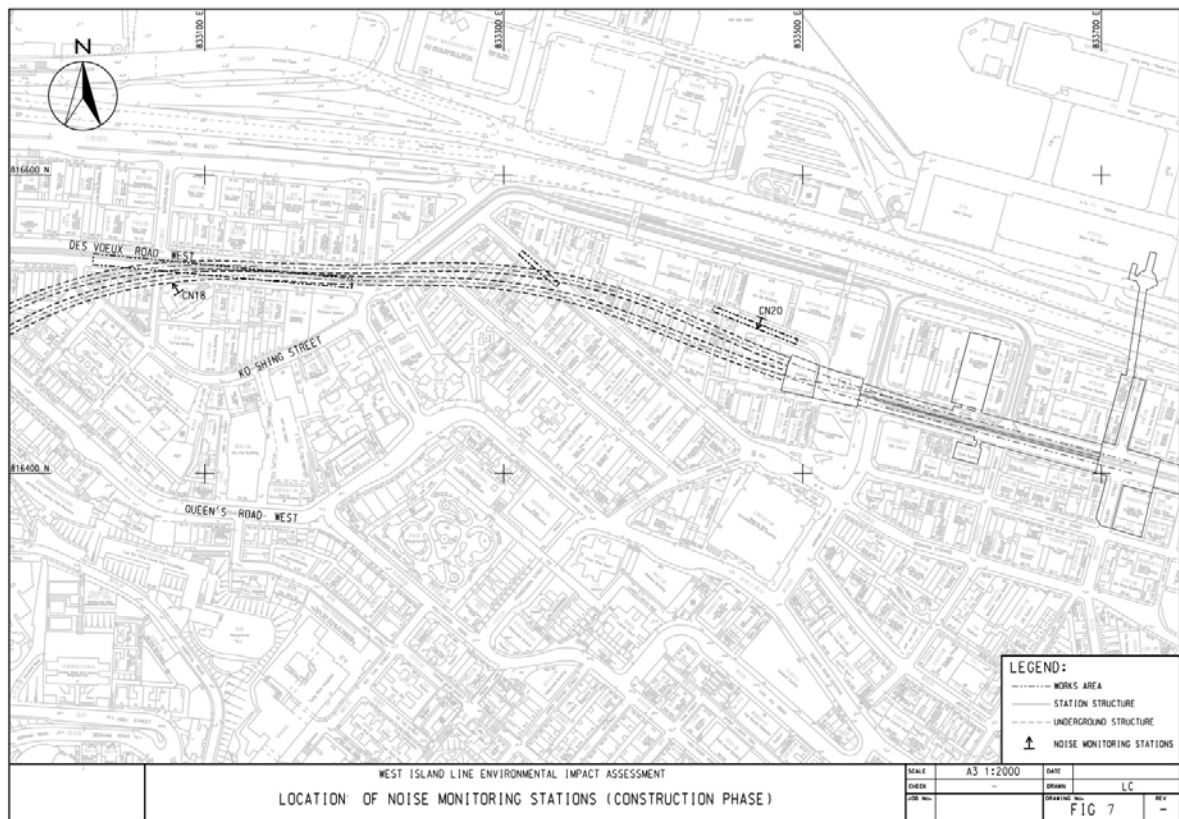












## 2.3 Summary of EM&A Requirements

The EM&A programme requires environmental monitoring for air quality, noise, water quality and waste management as specified in the EM&A Manual.

In the reporting months, 24-hour TSP levels at the air monitoring stations shown in Table 2 were monitored during the construction stage.

In the reporting months, construction noise levels at the noise monitoring stations shown in Table 2 were monitored during the construction stage.

A summary of impact EM&A requirements as applicable to this EM&A Report is presented in Table 3 below.

**Table 3** Summary of impact EM&A Requirements

Parameters	Descriptions	Locations	Frequencies	Duration
Air Quality	24-hr TSP	Shown in Table 2	Once every 6 days	During construction stage
Noise	Leq(30min)	Shown in Table 2	Once a week	During construction stage

Parameters	Descriptions	Locations	Frequencies	Duration
Waste	On-Site Audit	Active Works Sites	Monthly	During construction stage
Wastewater	On-Site Audit	Active Works Sites	Monthly	During construction stage
General Site Conditions	Environmental Site Inspection	Active Works Sites	Weekly	During construction stage

Environmental Quality Performance Limits for air quality and noise are shown in Appendix A. The Event Action Plan for air quality and noise are shown in Appendix B.

The environmental impact hypotheses with respect to construction air quality and construction noise detailed in the WIL EIA Report are tested throughout the construction stage of the WIL Project by the regular construction impact monitorings.

The WIL Civil Works Contractors are required to implement the mitigation measures as specified in the EP, EIA Report and EM&A Manual. A schedule of the implementation of mitigation measures identified in the WIL Project EIA Report is given in Appendix C.

## **2.4 Implementation of Environmental Mitigation Measures**

The WIL Civil Works Contractors are required to implement the mitigation measures as specified in the EP, EIA Report and EM&A Manual. During the regular environmental site inspections, the Contractors' implementation of mitigation measures were inspected and reviewed. It is concluded that the environmental mitigation measures as recommended in the approved WIL Project EIA Report had been implemented satisfactorily. The implementation of mitigation measures identified in the WIL Project EIA Report is given in Appendix C.

## **2.5 Construction Activities in the Reporting Period**

Major construction activities carried out by the WIL Civil Works Contractors during the reporting period include:

### Contract 703 - Works Area K/L

- No site work
- Reinstatement completed

### Contract 703 - Works Area M

- Tunnel excavation inside noise enclosure completed

### Contract 703 - Works Area N1

- Down track tunnel excavation by TBM towards SHW completed
- Shaft construction completed
- Entrance construction completed

Contract 703 - Works Areas O1/O2/O3

- Demolition of overrun tunnel completed at Works Area O1
- Road reinstatement completed at Works Area O3
- Site preparation for modification of vent shaft at Ko Shing Street which is a non-EP work completed

Contract 704 - Works Area E

- Operation of barging point completed
- Dismantling of barging point completed
- Dismantling of noise enclosure completed
- Reinstatement completed

Contract 704 - Works Area G

- Construction of UNI adits inside noise enclosure completed
- UNI Station construction completed
- Finishing work completed

Contract 704 - Works Area H

- Adit construction completed
- Entrance construction completed
- Finishing work completed
- Reinstatement completed

Contract 704 - Works Area I

- Shaft construction completed
- Entrance construction completed
- Finishing work completed
- Reinstatement completed

Contract 704 - Works Area J

- Excavation by blasting for Hill Road Entrance adits completed
- Adit construction completed
- Entrance construction completed
- Finishing work completed
- Reinstatement completed

Contract 704 - Works Area J2

- Adit construction under decking completed
- Entrance construction completed
- Finishing work completed
- Reinstatement completed

Contract 704 - Works Areas J3

- Shaft construction completed
- Entrance construction completed
- Finishing work completed
- Reinstatement completed

Contract 704 - Works Area L1

- Adit excavation

Contract 704 - Works Area M

- Excavation by blasting for SYP adits inside noise enclosure completed
- Construction of SYP adits inside noise enclosure completed
- SYP Station construction completed
- Finishing work completed
- Noise enclosure dismantling completed
- Reinstatement completed

Contract 704 - Works Area M1

- Bored piling completed
- Decking installation completed
- Shaft excavation completed
- Shaft construction completed
- Entrance construction completed
- Finishing work
- Reinstatement

Contract 704 - Works Area M2

- Reprovisioning of transformer and public toilet completed

Contract 704 - Works Area M3

- Shaft excavation completed
- Shaft construction completed
- Entrance construction completed
- Finishing work completed
- Reinstatement completed

Contract 704 - Works Area MA

- Management of magazine completed
- Decommissioning completed

Contract 704 - Works Area N1

- Finishing work
- Reinstatement

Contract 705 - Works Area A

- Shaft construction completed
- Vent shaft construction completed
- Finishing work completed
- Reinstatement completed

Contract 705 - Works Area B

- Operation of barging point completed
- Dismantling of barging point completed
- Management of Works Area B

Contract 705 - Works Area C

- KET Station construction completed
- Finishing work completed
- Reinstatement completed

Contract 705 - Works Area D

- KET Station construction completed
- Finishing work completed
- Reinstatement completed

Contract 706A - Works Areas A/A1/A2/A3

- Contract completed

Contract 706 - Works Area G/I/J

- Contract completed

Contract 708 - Works Area MA

- Contract completed

Contract 714 - Works Area B

- Contract completed

### **3 IMPACT MONITORING**

#### **3.1 Air Quality**

*24-Hour TSP Levels Monitoring*

The sampling procedure follows that described in the App. B of Pt 50 in 40CFR Ch.1 (U.S. Environmental Protection Agency). TSP is sampled by drawing air through a conditioned, pre-weighed filter paper inside the high volume sampler at a controlled rate. After 24-hour sampling the filter paper with retained particles is collected and returned to the laboratory for drying in a desiccator followed by weighing. TSP levels are calculated from the ratio of the mass of particulate retained on the filter paper to the total volume of air sampled.

The samplers should be properly maintained. Prior to dust monitoring commencing, appropriate checks should be made to ensure that all equipment and necessary power supply are in good working condition.

*Calibration Requirements*

The flow rate of the high volume sampler with mass flow controller will be calibrated using an orifice calibrator. Initial calibration (five points) was conducted upon installation and prior to commissioning. Calibration was carried out every six months.

To examine the construction dust levels, 24-hour TSP monitoring was undertaken according to the EM&A Manual. The dust monitoring locations are shown in the Section 2.2 above. Monitoring results are presented in Appendix D as graphical plot. The 24-hour TSP levels when there were construction activities during the monitoring period were within the Action Level. No exceedance was found. This indicates that the construction activities did not have a noticeable adverse effect on the general air quality for the WIL Project Works Areas.

### *Monitoring Stations propose to terminate*

The ET Leader proposes to terminate the regular construction dust monitoring at the monitoring stations AM1a, AM3a, AM5a, AM6a, AM7a and AM8. The statistical analysis of air quality monitoring data for these monitoring stations in the reporting period of 10 August 2009 to 9 January 2015 are summarized in Table 4 below. The monitoring stations AM2, AM9a and AM10 are still active for the construction works being carried out in Works Areas B, M1 and N1.

**Table 4 Statistical Analysis of Air Quality Monitoring Data**

<b>AM1a- Kwun Lung Lau Block 1+ (propose to terminate)</b>					
Number	Average ( $\mu\text{g}/\text{m}^3$ )	Maximum ( $\mu\text{g}/\text{m}^3$ )	Minimum ( $\mu\text{g}/\text{m}^3$ )	Action Level ( $\mu\text{g}/\text{m}^3$ )	Limit Level ( $\mu\text{g}/\text{m}^3$ )
292	94.7	166.8	40.5	170	260
<b>AM3a- Hong Kong Institute of Vocational Education (Tsing Yi) Kennedy Town Centre* (propose to terminate)</b>					
309	93.9	153.9	35.1	155	260
<b>AM4- Chee Sing Kok Social Centre of the Humanity Love (inactive)</b>					
68	76.1	149.6	34.9	158	260
<b>AM5a- Kennedy Town Fire Station% (propose to terminate)</b>					
270	92.8	160.6	38.8	178	260
<b>AM6a- St. Paul's College Primary School* (propose to terminate)</b>					
326	89.5	156.1	23.7	157	260
<b>AM7a- Hill Court* (propose to terminate)</b>					
343	88.9	149.9	23.1	151	260
<b>AM8- Bon-Point (propose to terminate)</b>					
223	89.6	168.3	36.9	181	260

\*The alternative air monitoring stations AM3a, AM6a and AM7a were approved by EPD on 10 August 2009

+The alternative air monitoring station AM1a was approved by EPD on 7 September 2010

%The alternative air monitoring station AM5a proposal was submitted to EPD on 22 September 2010

## **3.2 Noise**

B&K 2236 sound level meters which complied with the International Electrotechnical Commission Publication 651:1979 (Type 1) and 804:1985 (Type 1), specification as referred to in the Technical Memoranda to the NCO were used for the construction noise impact monitoring. The B&K sound level meters and B&K 4231 calibrator are verified by the certified laboratory or manufacturer on biennial basis and annual basis respectively to ensure they perform to the same level of accuracy as stated in the manufacturer's specifications.

Immediately prior to and following each set of measurements at any NSR, the accuracy of the sound level meter was checked using an acoustic calibrator generating a known sound pressure level at a known frequency. If the calibration levels before and after the measurement differs by more than 1.0dB the measurement shall be repeated to obtain a reliable result (note: maximum deviation during this initial baseline monitoring period was 0.3dB). Periods of prolonged or repeated overloading of the sound level meter detector were avoided by setting the meter with adequate headroom prior to commencing measurements. Measurements were recorded to the nearest 0.1 dB, with values of 0.05 being rounded up.

Impact noise monitoring of  $L_{A,eq30}$  was undertaken to measure construction noise levels in accordance with the EM&A Manual. The noise monitoring locations are shown in Section 2.2 above. Monitoring results are presented in Appendix D as graphical plot.

#### *Monitoring Stations propose to terminate*

The ET Leader proposes to terminate the regular construction noise monitoring at the monitoring stations CN2, CN4, CN5, CN6, CN7a, CN8, CN9, CN11b, CN12, CN14, CN17, CN18 and CN20. The statistical analysis of construction noise monitoring data for these monitoring stations in the reporting period of 10 August 2009 to 9 January 2015 are summarized in Table 5 below. The monitoring stations CN3, CN13, CN15, CN16 and CN21 are still active for the construction works being carried out in Works Areas B, L1, M1 and N1.

**Table 5 Statistical Analysis of Noise Monitoring Data**

<b>CN1- Chee Sing Kok Social Centre of the Humanity Love (inactive)</b>				
Number	Average (dBA)	Maximum (dBA)	Minimum (dBA)	Limit Level (dBA)
57	68.7	74.4	59.9	75
<b>CN2- Hong Kong Institute of Vocational Education (Tsing Yi) Kennedy Town Centre (propose to terminate)</b>				
256	68.5	69.9	64.6	70
<b>CN4 - Luen Tak Apartments (propose to terminate)</b>				
264	71.2	78.7	65.7	75
<b>CN5- Western Court (Block 1) (propose to terminate)</b>				
202	71.2	74.7	68.5	75
<b>CN6- Yick Fung Garden (BlockA) (propose to terminate)</b>				
288	73.1	75.0	70.1	75
<b>CN7a- Bowie Court# (propose to terminate)</b>				
233	72.8	74.5	70.2	75
<b>CN8- St. Paul's College Primary School (propose to terminate)</b>				



276	69.0	70.0	64.7	70
<b>CN9- Hill Court (propose to terminate)</b>				
298	71.6	74.9	62.9	75
<b>CN11b- The Belcher's Tower 8+ (propose to terminate)</b>				
244	71.2	74.9	68.4	75
<b>CN12- Wah Po Building (propose to terminate)</b>				
223	70.0	72.1	67.5	75
<b>CN14- Bon-Point (propose to terminate)</b>				
185	73.6	74.9	70.8	75
<b>CN17- No.1 Third Street (propose to terminate)</b>				
270	72.6	74.5	60.3	75
<b>CN18- Princeton Tower (propose to terminate)</b>				
223	72.9	74.1	72.1	75
<b>CN20- Ka On Building (propose to terminate)</b>				
223	73.1	75.0	70.3	75

# The alternative noise monitoring station CN7a was approved by EPD on 1 Sept 2010

+ The alternative noise monitoring station CN11b was approved by EPD on 14 June 2011

### **3.3 Action taken in Event of Exceedence**

There was no exceedance in air quality parameter recorded in the reporting period for the air monitoring stations shown in Section 3.1.

There were two exceedances of the Limit Level for the noise monitoring conducted on 6 August 2010 and 3 June 2011 at the monitoring station CN4 for Works Area D. Repeated monitorings had been conducted to confirm the finding on the exceedances. The ER had been notified of the exceedances and the Contract 705 had investigated the cause of the exceedances and proposed remedial measures to abate the exceedances. Monitoring frequency had been increased to assess the effectiveness of Contractor's remedial actions. Notice of exceedance had been submitted to the IEC and EPD after satisfactory completion of remedial measures in accordance with the Event and Action Plan under the WIL EM&A Manual and the WIL EP.

### **3.4 Ground-borne Noise for TBM operation**

Ground-borne noise measurement had been conducted for TBM tunneling work in accordance with EP condition 6.1(i) and the approved Construction Ground-borne Noise Monitoring Plan submitted as per EM&A Manual Clause 3.1 requirement. There was no exceedance in ground-borne noise monitoring parameters recorded in the reporting period. The TBM tunneling work had been completed in December 2012.

## **4 LANDSCAPE AND VISUAL**

### **4.1 Monitoring Requirements**

Monitoring of the implementation of the landscape and visual mitigation measures during construction phase was conducted in accordance with the requirements as stipulated in the EM&A Manual.

The landscape and visual monitoring and audit had been conducted once a month throughout the construction stage covering the entire project site areas.

### **4.2 Audit Results**

Monthly monitoring and audit was undertaken in accordance with the EM&A Manual.

#### Tree Felling at Contract 703 Works Area L

15 nos. of trees were removed in accordance with the approved Tree Removal Application during the site clearance work.

#### Tree Felling at Contract 703 Works Area M

11 nos. of trees were removed in accordance with the approved Tree Removal Application during the site clearance work.

#### Tree Felling at Contract 703 Works Area N1

29 nos. of trees were removed in accordance with the approved Tree Removal Application during the site clearance work.

#### Tree Felling at Contract 704 Works Area H

12 nos. of trees were removed in accordance with the approved Tree Removal Application during the site clearance work.

#### Tree Felling at Contract 704 Works Area I

42 nos. of trees were removed in accordance with the approved Tree Removal Application during the site clearance work.

#### Tree Felling at Contract 704 Works Area J2

16 nos. of trees were removed in accordance with the approved Tree Removal Application during the site clearance work.

#### Tree Felling at Contract 704 Works Area J3

6 nos. of trees were removed in accordance with the approved Tree Removal Application during the site clearance work.

Tree Felling at Contract 704 Works Area L1

19 nos. of trees were removed in accordance with the approved Tree Removal Application during the site clearance work.

Tree Felling at Contract 704 Works Area M1

16 nos. of trees were removed in accordance with the approved Tree Removal Application during the site clearance work.

Tree Felling at Contract 704 Works Area M3

8 nos. of trees were removed in accordance with the approved Tree Removal Application during the site clearance work.

Tree Felling at Contract 705 Works Areas C and D

77 nos. of trees were removed in accordance with the approved Tree Removal Application during the site clearance work.

Tree Felling at Contract 706 Works Area G

4 nos. of trees were removed in accordance with the approved Tree Removal Application during the site clearance work.

Tree Felling at Contract 706 Works Area J

16 nos. of trees were removed in accordance with the approved Tree Removal Application during the site clearance work.

Tree Felling at Contract 708 Works Area MA

107 nos. of trees were removed in accordance with the approved Tree Removal Application during the site clearance work.

Tree Felling at Contract 714 Works Area B

2 nos. of trees were removed in accordance with the approved Tree Removal Application during the site clearance work.

Tree Transplantation in the reporting period

7 nos. of trees were transplanted from Works Area J to the Receptor Sites at Sheung Wan Pumping Station site (4nos.), Junction of Shing Sai Road/New Praya (2 nos.) and Shing Sai Road (1 no.) in accordance with the approved Tree Removal Application. In the approved Tree Removal Application, 5nos. of trees were approved to be transplanted in Works Area J, 2 nos. additional trees were transplanted in response to the request made by LCSD with a view to preserving the landscape resources as much as practicable.

In addition, 2nos. of trees from Works Area C and 6nos. of trees from Works Area J3 were transplanted to the Receptor Site at Sheung Wan Pumping Station site in accordance with the

approved Tree Removal Application. The tree transplanting works for these two works areas were carried out prior to the construction contracts award.

3 nos. of trees were transplanted from Works Area N1 to the Receptor Sites at Sheung Wan Pumping Station site, road side planter at Shing Sai Road and Connaught Road West. 1 no. of tree was transplanted from Works Area L to the Receptor Site at road side planter at Connaught Road West. 14 nos. of trees were transplanted within the park area for Works Area M.

11 nos. of trees were transplanted from Works Area C to the Receptor Site at the road side planter at Shing Sai Road.

20 nos. of trees were transplanted from Works Area I to the Receptor Site at Shing Sai Road/Pok Fu Lam Road Playground and CEDD's GMP sites. 17 nos. of trees were transplanted from Works Area L1 to the CEDD's GMP sites. 2 nos. of trees were transplanted from Works Area G to the Receptor Site at Shing Sai Road.

Tree transplantation had been completed.

The Certified Arborist as required by the EP has conducted inspections and audits and found that the transplanting works and the tree protection works being carried out by the civil works and transplanting contractors were in accordance with the EP/EIA, Tree Protection Plan and contract requirements. No non compliance was identified in the reporting period.

#### Compensatory Tree Planting in reporting period

48 nos. trees had been planted for Works Area MA.

115 nos. trees had been planted for Works Areas C and D.

20 nos. trees had been planted for Works Area I.

15 nos. trees had been planted for Works Area J2.

6 nos. trees had been planted for Works Area H.

#### Others

In accordance with EP Condition 2.8, the two individual plants, *Pavetta hongkongensis* located at the Works Area MA shall be transplanted.

It was identified that only one of the plant as mentioned above require transplanting and the other can be retained at its original location.

With consent from AFCD on the proposed method statement for transplanting the plant and protecting the retained plant, the plant was transplanted to a nearby location with similar habitat in September 2009 as agreed by AFCD and supervised by the Certified Arborist. The retained plant was properly protected in accordance with the agreed method.

The existing trees and species of conservation importance (ie the two identified *Artocarpus hypargyreus*) located near the Works Area MA were fenced off and the trunk protected with hessian sacking.

In addition, the tree (no. BT049A) at Pok Fu Lam Road which was originally proposed for transplant was toppled by Typhoon Koppu on 14 September 2009 and was removed by LCSD. Access to this site had not been given to MTR and no work had been carried out to the tree.

The ET had reminded the ER and the civil works contractors to implement appropriate tree protection measures to ensure tree stability. In addition, as there was safety concern for the trees no. BT92 and BT93 at Works Area I, decision was made by the Project Team to fell the trees which posed potential safety risk to the residents of the Hillview Garden. The trees had been felled in the reporting period for October 2010 due to public safety consideration in accordance with Emergency Tree Felling procedures stipulated in LAO practice note 7/2007 Appendix II Section III. The felling of the two trees had been requested and strongly supported by the Incorporated Owners of Hillview Garden in order to mitigate the safety risk to the Hillview Garden residents and the public.

Wall tree No. T04 collapsed at Forbes Street due to Typhoon Vicente on 23 July 2012 and was removed on 24 July 2012. No injury was reported in this incident. The incident had been reported to the concerned Government Departments.

## 5 WASTE MANAGEMENT

Mitigation measures on waste management had been implemented in accordance with the Waste Management Plans for the respective civil works contracts submitted under the Environmental Permit. The C&D materials were disposed of at the public filling reception facilities while C&D wastes are to be disposed of at the landfills. Quantities of wastes disposed in the reporting period are summarized in the following table:

Amount of Construction Wastes Disposed				
Reporting Period	Inert C&D Materials to Public Fill (ton)	Inert C&D Materials Reused (ton)	Non-inert Waste to Landfill (ton)	Chemical Waste to designated treatment facility (litre)
<u>Contract 703 (Contract completed in August 2014)</u>				
Aug – Sept 2009	387.0	0	23.4	0
Oct – Dec 2009	4581.4	0	35.6	0
Jan – Mar 2010	7943.0	0	86.6	0
Apr – Jun 2010	11691.1	0	98.6	0
Jul – Sept 2010	15461.1	0	94.3	2.9m <sup>3</sup> +200kg+800 litres
Oct – Dec 2010	20092.9	0	66.1	800 litres
Jan – Mar 2011	45689.3	0	175.4	200kg+600 litres
Apr – Jun 2011	67312.3	0	128.9	1800 litres
Jul – Sept 2011	32531.4	0	123.5	1600 litres
Oct – Dec 2011	23917.0	0	126.4	200kg+1600 litres
Jan – Mar 2012	38472.3	0	94.9	200 litres
Apr – Jun 2012	11702.3	0	95.0	600 litres
Jul – Sept 2012	20750.7	0	113.2	1200 litres

Oct – Dec 2012	30045.6	0	88.5	2800 litres+150kg
Jan – Mar 2013	6359.2	0	109.8	2000 litres
Apr – Jun 2013	3601.7	0	133.5	0
Jul – Sept 2013	2829.1	0	183.9	0
Oct – Dec 2013	5756.7	0	142.2	1200 litres
Jan – Mar 2014	925.7	0	66.1	0
Apr – Jun 2014	6.3	0	0	0
Jul 2014	0	0	0	0
Cumulative	350056.3	0	1985.8	2.9m3 <sup>^</sup> +750kg+ 15200 litres
<u>Contract 704</u>				
Apr – Jun 2010	3257.8	0	198.5	0
Jul – Sept 2010	4364.2	0	295.4	0
Oct – Dec 2010	17230.6	17216.8	215.9	0
Jan – Mar 2011	5391.6	73638.7	221.2	1400 litres
Apr – Jun 2011	5163.2	108205.3	229.0	3000kg <sup>^</sup> +20kg+ 1000 litres
Jul – Sept 2011	6093.0	210113.8	168.9	7kg+3600 litres
Oct – Dec 2011	2800.5	282756.4	142.2	3200 litres
Jan – Mar 2012	12155.2	252941.7	203.1	4400 litres
Apr – Jun 2012	22093.6	205734.7	367.9	2600 litres
Jul – Sept 2012	4298.5	159985.2	604.1	1027 litres
Oct – Dec 2012	4045.3	57715.1	668.6	1018 litres
Jan – Mar 2013	3730.1	46720.6	880.6	1108 litres
Apr – Jun 2013	1191.6	11378	470.8	3316 litres
Jul – Sept 2013	3110.8	32177.6	2061.1	1404 litres
Oct – Dec 2013	3999.5	43330.1	1549.3	14 litres
Jan – Mar 2014	8215.9	13251.0	2181.0	681 litres
Apr – Jun 2014	5790.5	0	2153.7	1013 litres
Jul – Sept 2014	5526.1	0	3006.4	2439 litres
Oct – Dec 2014	5208.3	960.5	2288.2	1609 litres
Cumulative	126359.8	1534324.2	18882.8	3000kg <sup>^</sup> +27kg+ 29829 litres
<u>Contract 705 (Contract substantially completed)</u>				
Dec 2009	0	0	0	0
Jan – Mar 2010	291.2	0	22.4	0
Apr – Jun 2010	4840.4	0	65.8	287m3 <sup>^</sup> +400 litres
Jul – Sept 2010	14730.2	0	130.7	400 litres
Oct – Dec 2010	8778.7	4447.3	130.6	390kg <sup>^</sup> +200 litres
Jan – Mar 2011	6829.3	48244.3	101.2	0
Apr – Jun 2011	1154.3	6967.4	131.7	0
Jul – Sept 2011	3022.4	33635.5	170.5	0
Oct – Dec 2011	31687.3	33632	115.4	1000 litres
Jan – Mar 2012	11257.5	58666.5	216.3	0
Apr – Jun 2012	50844.8	12845.9	1493.1	0

Jul - Sept 2012	1081.3	11868	2744.5	0
Oct - Dec 2012	286	2844	1281.7	0
Jan - Mar 2013	99.9	826	670.1	0
Apr - Jun 2013	97.9	4172.0	461.2	2400 litres
Jul - Sept 2013	99.3	1144.0	327.0	0
Oct - Dec 2013	3612.0	1785	284.2	480 litres
Jan - Mar 2014	3742.9	0	261.7	0
Apr - Jun 2014	4276.6	0	151.6	0
Jul - Sept 2014	2009.7	0	445.6	0
Oct - Dec 2014	318.9	0	634.4	0
Cumulative	149060.6	220959.9	9839.7	287m3 <sup>^</sup> +390kg <sup>^</sup> + 4880 litres
<u>Contract 706 (Contract completed in November 2010)</u>				
Jul - Sept 2009	1746.6	0	12.7	0
Oct - Dec 2009	5641.3	0	10.4	200 litres
Jan - Mar 2010	13633.9	0	54.9	0
Apr - Jun 2010	21208.8	0	72.6	0
Jul - Sept 2010	5657.9	0	39.3	0
Oct 2010	742.7	0	2.4	0
Nov 2010	0	0	0	0
Cumulative	48631.2	0	192.3	200 litres
<u>Contract 706A (Contract completed in April 2011)</u>				
Dec 2009	0	0	0	0
Jan - Mar 2010	8238.6	0	96.2	0
Apr - Jun 2010	1054.7	0	1724	0
Jul - Sept 2010	195.7	0	196.6	0
Oct - Dec 2010	1231.5	0	90.6	0
Jan 2011	1453.6	0	37.6	0
Feb 2011	25.6	0	34.4	0
Mar 2011	0	0	25.4	0
Cumulative	12199.7	0	2204.8	0
<u>Contract 708 (Contract completed in August 2010)</u>				
Jul - Sept 2009	0	0	181	0
Oct - Dec 2009	5698.9	0	12	0
Jan - Mar 2010	9989.6	0	12.5	0
Apr - Jun 2010	2741	0	54.3	0
Jul 2010	1035.4	0	13.3	0
Aug 2010	0	0	0	0
Cumulative	19464.9	0	273.1	0

<u>Contract 714 (Contract completed in April 2010)</u>				
Jul - Sept 2009	0	0	42.1	0
Oct - Dec 2009	271.9	0	161.6	0
Jan - Mar 2010	87.7	0	124.7	0
Apr 2010	0	0	0	0
Cumulative	359.6	0	328.4	0

^ACM disposal from buildings demolition

## 6 ***WATER QUALITY***

Monitoring of the implementation of the water quality mitigation measures during construction phase was conducted in accordance with the requirements as stipulated in the EM&A Manual.

Weekly site inspection was conducted throughout the construction stage covering the entire project site areas to ensure the recommended mitigation measures are properly implemented.

In the reporting period, the water quality mitigation measures were implemented in accordance with the requirements as stipulated in the EM&A Manual.

Impact on tree walls at Forbes Street due to the potential for groundwater drawdown induced by tunnelling is controlled, as a precautionary measure, through monitoring of groundwater level. Groundwater level monitoring conducted weekly at the monitoring well adjacent to the two tree walls located outside the boundary of Works Area C had been completed.

## 7 ***CULTURAL HERITAGE***

Archaeological Watching Brief monitoring for Works Area J2 had been completed as mentioned in the EM&A Report for June 2012. No archaeological finding was observed.

Archaeological Watching Brief monitoring for Works Area J3 had been completed as mentioned in the EM&A Report for June 2011. No archaeological finding was observed.

Archaeological Watching Brief monitoring for Works Area I had been completed as mentioned in the EM&A Report for May 2011. No archaeological finding was observed.

Archaeological Watching Brief monitoring for Works Areas C and H had been completed as mentioned in the EM&A Report for February 2011. No archaeological finding was observed.

Archaeological Watching Brief monitoring for Works Area J had been completed as mentioned in the EM&A Report for January 2011. No archaeological finding was observed.

Archaeological Watching Brief monitoring for Works Area M had been completed as mentioned in the EM&A Report for July 2010. No archaeological finding was observed.

Archaeological Watching Brief monitoring for Works Area M2 had been completed as mentioned in the EM&A Report for May 2010. No archaeological finding was observed.



Vibration monitoring at the identified vibration sensitive historical buildings within 100m in plan of the blast location in accordance with the requirements stipulated in Chapter 5 of the EM&A Manual had been completed. From the monitoring results obtained in the reporting period, the measured PPV were far below the PPV criterion of 25mm/s. As such, it is considered that there was no adverse indirect vibration impact on the vibration sensitive historical buildings due to the use of drill and blast method for the WIL tunnel construction.

## **8      *RECORD OF ENVIRONMENTAL COMPLAINTS***

Environmental complaints were referred from EPD in the reporting period of 10 August 2009 to 9 January 2015 for the WIL Project. The complaints had been handled in accordance with the requirements specified in the EM&A Manual. The ET had provided feasible solutions to the ER and Contractors in mitigating the environmental disturbances/concerns lodged by the complainants, the complaints had been resolved satisfactorily. Details of the environmental complaints including investigation and follow-up actions can be referenced in the respective Monthly EM&A Reports in the reporting period of 10 August 2009 to 9 January 2015.

A summary of environmental complaints since commencement of construction up to 9 January 2015 is shown below:

<b>Reporting Period</b>	<b>Frequency</b>	<b>Cumulative</b>	<b>Nature</b>	<b>Status</b>
10 Aug 2009 – 9 Nov 2009	3	3	3nos.- Noise	Cases closed
10 Nov 2009 – 9 Feb 2010	6	9	3 nos. - Noise/ Air 3 nos. – Noise	Cases closed
10 Feb 2010 – 9 May 2010	10	19	6 nos. - Noise 4 nos. – Dust/Smoke	Cases closed
10 May 2010 – 9 Aug 2010	5	24	1 no. – Dust/Smoke 2 nos – Other 1 no. - Noise 1 no. – Water	Cases closed
10 Aug 2010 – 9 Nov 2010	14	38	7 nos. - Noise 2 nos. – Smoke/Smell 2 nos. – Dust/Noise 2 nos. – Dust 1 no. – Water	Cases closed
10 Nov 2010 – 9 Feb 2011	17	55	12 nos. – Noise 2 nos. – Dust 1 no. – Dust/Noise 2 nos. – Other	Cases closed
10 Feb 2011 – 9 May 2011	24	79	12 nos. - Noise 2 nos. – Dust/Noise 2 nos. – Dust 8 nos. – Other	Cases closed
10 May 2011 – 9 Aug 2011	10	89	5 nos. - Noise 2 nos. – Dust/Smoke/Water 1 no. – Dust/Smell 1 no. – Water 1 no. – Dust	Cases closed
10 Aug 2011 – 9 Nov 2011	6	95	1 no. – Noise 1 no. – Dust 1 no. – Smell 2 nos. - Water 1 no. – Other	Cases closed
10 Nov 2011 – 9 Feb 2012	17	112	12 nos. – Noise 2 nos. – Water 3 nos. – Other	Cases closed
10 Feb 2012 – 9 May 2012	13	125	6 nos. – Noise 2 nos. – Dust 4 nos. – Smell 1 no. - Water	Cases closed
10 May 2012 – 9 Aug 2012	24	149	9 nos. – Noise 2 nos. – Dust 6 nos. – Water 5 nos. – Smell 2 nos. – Other	Cases closed
10 Aug 2012 – 9 Nov 2012	6	155	3 nos. – Noise 1 no. – Dust 1no. – Water 1 no. – Smell	Cases closed

10 Nov 2012 – 9 Feb 2013	7	162	6 nos. – Noise 1no. – Water	Cases closed
10 Feb 2013 – 9 May 2013	4	166	3 nos. – Noise 1 no. – Dust/Noise	Cases closed
10 May 2013 – 9 Aug 2013	10	176	6 nos. – Noise 1 no. – Dust 2 nos. – Smell 1 no. – Other	Cases closed
10 Aug 2013 – 9 Nov 2013	7	183	7 nos. – Noise	Cases closed
10 Nov 2013 – 9 Feb 2014	7	190	7 nos. – Noise	Cases closed
10 Feb 2014 – 9 May 2014	6	196	1 no. – Water/Smell 5 nos. – Noise	Cases closed
10 May 2014 – 9 Aug 2014	2	198	1 no. – Noise/Dust/Smell 1 no. – Other	Cases closed
10 Aug 2014 – 9 Nov 2014	6	204	4 nos. – Noise 1 no. – Dust 1 no. – Smell	Cases closed
10 Nov 2014 – 9 Dec 2014	1	205	1no. – Water	Case closed
10 Dec 2014 – 9 Jan 2015	1	206	1no. – Noise	Case closed

## **9 RECORD OF NON-COMPLIANCES**

There were non-compliances identified in the reporting period of 10 August 2009 to 9 January 2015 for the WIL Project which were two exceedances of the Limit Level for the noise monitoring as detailed in Section 3.3.

## **10 NOTIFICATION OF SUMMONS AND SUCCESSFUL PROSECUTIONS**

There was no successful prosecution related to environmental issue recorded for the WIL Project in the reporting period of 10 August 2009 to 9 January 2015.

In addition, the ER/ET was informed by EPD in the reporting period of August 2010 that an environmental notification of summon had been served on Contract 706 Contractor for the non-compliance with the CNP no. GW-R0703-09 found on 10 November 2009. Legal proceedings had been instituted and trial hearing had been proceeded in September 2010. This prosecution case was not successful. Investigation had been carried out by ER and found that the Contractor had used a PME not approved in the CNP. The ER had instructed the Contractor to improve their site management and training to site personnel in relation to plant and equipment operation in restricted hours for compliance with CNP requirements.

A summary of environmental prosecution since commencement of construction up to 9 January 2015 is shown below:-

<b>Reporting Period</b>	<b>Frequency</b>	<b>Cumulative</b>	<b>Nature</b>	<b>Status</b>
10 Aug – 9 Nov 2009	0	0	N/A	N/A
10 Nov 2009– 9 Feb 2010	0	0	N/A	N/A
10 Feb 2010 – 9 May 2010	1	1	Noise	Summon served
10 May 2010 – 9 Aug 2010	0	1	N/A	N/A
10 Aug 2010 – 9 Nov 2010	0	1	N/A	N/A
10 Nov 2010 – 9 Feb 2011	0	1	N/A	N/A
10 Feb 2011 – 9 May 2011	0	1	N/A	N/A
10 May 2011 – 9 Aug 2011	0	1	N/A	N/A
10 Aug 2011 – 9 Nov 2011	0	1	N/A	N/A
10 Nov 2011 – 9 Feb 2012	0	1	N/A	N/A
10 Feb 2012 – 9 May 2012	0	1	N/A	N/A
10 May 2012 – 9 Aug 2012	0	1	N/A	N/A
10 Aug 2012 – 9 Nov 2012	0	1	N/A	N/A
10 Nov 2012 – 9 Feb 2013	0	1	N/A	N/A
10 Feb 2013 – 9 May 2013	0	1	N/A	N/A
10 May 2013 – 9 Aug 2013	0	1	N/A	N/A
10 Aug 2013 – 9 Nov 2013	0	1	N/A	N/A
10 Nov 2013 – 9 Feb 2014	0	1	N/A	N/A
10 Feb 2014 – 9 May 2014	0	1	N/A	N/A
10 May 2014 – 9 Aug 2014	0	1	N/A	N/A
10 Aug 2014 – 9 Nov 2014	0	1	N/A	N/A
10 Nov 2014 – 9 Dec 2014	0	1	N/A	N/A
10 Dec 2014 – 9 Jan 2015	0	1	N/A	N/A

## ***11 STATUS OF STATUTORY SUBMISSIONS***

### ***11.1 Submissions required under Environmental Permit***

A summary of the submissions made under the WIL Environmental Permit in the reporting period of 10 August 2009 to 9 January 2015 is shown below:

EP-313/2008/D Clause No.	Description		Status
1.11	1	Commencement date of construction	submitted on 10 July 2009
2.1 & 2.2	2	Employment of IEC, ET Leader	submitted on 23 June 2009
2.1	3	Employment of ET Leader	submitted on 19 September 2011
2.3	4	Contractor Management Organization for Civil Works Contracts 706, 708 and 714	submitted on 24 July 2009
2.3	5	Contractor Management Organization for Civil Works Contract 703	submitted on 14 September 2009 and 6 October 2009
2.3	6	Contractor Management Organization for Civil Works Contracts 705 and 706A	submitted on 22 January 2010
2.3	7	Contractor Management Organization for Civil Works Contract 704	submitted on 16 April 2010
2.5 & 2.7	8	Certified Arborist and Tree Protection Plan	submitted on 24 July 2009 and 5 August 2009
2.5 & 2.7	9	Certified Arborist and Tree Protection Plan – Responses to Comments	submitted on 10 September 2009
2.5 & 2.7	10	Certified Arborist and Tree Protection Plan – Certified Arborist	submitted on 3 November 2009
2.5 & 2.7	11	Tree Protection Plan Rev A	submitted on 19 July 2010
2.5 & 2.7	12	Tree Protection Plan Rev B	submitted on 13 October 2010
2.5 & 2.7	13	Tree Protection Plan Rev C	submitted on 11 January 2013
2.5 & 2.7	14	Tree Protection Plan Rev D	submitted on 3 March 2014
2.5 & 2.7	15	Tree Protection Plan Rev E	submitted on 6 October 2014
2.5 & 2.7	16	Tree Protection Plan Rev F (Part 1)	submitted on 11 November 2014
2.5	17	Certified Arborist	submitted on 22 June 2010
2.6	18	Set up of Community Liaison Groups and designated complaint hotline	submitted on 20 July 2009
2.11.1	19	Archaeological Watching Brief Proposal	submitted on 31 August 2009
2.11.1	20	Revised Archaeological Watching Brief Proposal	submitted on 23 September 2009
2.11.1	21	Revised Archaeological Watching Brief Proposal	submitted on 16 October 2009
2.12	22	Waste Management Plans for Civil Works Contracts 706, 708 and 714	submitted on 24 July 2009
2.12	23	Revised Waste Management Plans for Civil Works Contracts 706, 708 and 714 Rev A	submitted on 7 September 2009
2.12	24	Revised Waste Management Plans for Civil Works Contracts 706, 708 and 714 Rev B	submitted on 16 October 2009
2.12	25	Waste Management Plan for Civil Works Contract 703	submitted on 2 December 2009
2.12	26	Revised Waste Management Plan for Civil Works Contract 703 Rev A	submitted on 14 January 2010
2.12	27	Waste Management Plan for Civil Works Contract 706A	submitted on 22 January 2010
2.12	28	Waste Management Plan for Civil Works	submitted on 5 February 2010

		Contract 705	
2.12	29	Revised Waste Management Plan for Civil Works Contract 705 Rev A	submitted on 2 September 2010
2.12	30	Waste Management Plan for Civil Works Contract 704	submitted on 22 July 2010
2.12	31	Waste Management Plan for Civil Works Contract 704 Rev A	submitted on 14 April 2011
2.12	32	Waste Management Plan for Civil Works Contract 704 Rev B	submitted on 7 October 2011
2.12	33	Waste Management Plan for Civil Works Contract 704 Rev C	submitted on 22 May 2012
3.1.1(a) & 2.4	34	Works Area B programme, site layout plan and drawings of mitigation measures	submitted on 23 June 2009
3.1.1(a)	35	Remediation Report for Works Area B	submitted on 10 June 2009
3.1.2(a) & 3.1.2(b)	36	Appointment of ISC and certification of additional concrete paving for the small western portion of Works Area B occupied by HyD Depot	submitted on 13 July 2009 and 25 August 2009
3.1.2(a) & 3.1.2(b)	37	Appointment of ISC and certification of additional concrete paving for Works Area B for WIL Project	submitted on 30 October 2009
3.3.2(a)	38	Sampling and Testing Proposal	submitted on 14 May 2014
3.3.2(a)	39	Revised Sampling and Testing Proposal	submitted on 4 August 2014
3.3.2(a)	41	Revised Sampling and Testing Proposal	submitted on 6 October 2014
3.3.2	42	Sampling and Testing Report	submitted on 11 December 2014
4.1.4	43	As-built Drawing of Track / Trackform / Baseplate	submitted on 13 September 2013
4.1.4	44	As-built Drawings for Operation Ground-borne Noise Mitigation Measures	submitted on 9 January 2014
4.1.5	45	Noise Performance Test Proposal	submitted on 28 February 2014
4.1.5	46	Noise Performance Test Proposal Re-submission	submitted on 6 June 2014
4.1.5	47	Noise Performance Test Report	submitted on 23 July 2014
4.1.5	48	Noise Performance Test Report Re-submission	submitted on 26 August 2014
4.1.5	49	Noise Performance Test Report Re-submission	submitted on 16 October 2014
4.2.1	50	Aesthetic Landscape and Architectural Proposal	submitted on 11 June 2014
4.2.1	51	Aesthetic Landscape and Architectural Proposal Re-submission	submitted on 18 September 2014
4.2.2	52	Audit Report of Tree Protection Plan Implementation	submitted on 11 November 2014
6.1(i)	53	Construction Ground-borne Noise Monitoring Plan for TBM	submitted on 27 May 2011
6.1(i)	54	Construction Ground-borne Noise Monitoring Plan for TBM Rev A	submitted on 9 September 2011
6.3	55	Baseline Monitoring Report (Part 1) for Works Area B	submitted on 10 July 2009

6.3	56	Baseline Monitoring Report (Part 1) for Works Area B Rev A	submitted on 10 February 2012
6.3	57	Baseline Monitoring Report (Part 2) for Works Area MA	submitted on 12 August 2009
6.3	58	Baseline Monitoring Report (Part 3) for Works Areas G and J	submitted on 28 August 2009
6.3	59	Baseline Monitoring Report (Part 4) for Works Areas M and N1	submitted on 9 October 2009
6.3	60	Baseline Monitoring Report (Part 5) for Works Area I	submitted on 8 December 2009
6.3	61	Baseline Monitoring Report (Part 6) for Works Area C	submitted on 10 February 2010
6.3	62	Baseline Monitoring Report (Part 7) for Works Areas C and D	submitted on 15 April 2010
6.3	63	Baseline Monitoring Report (Part 7) for Works Areas C and D Rev A	submitted on 11 June 2010
6.3	64	Baseline Monitoring Report (Part 8) for Works Area A	submitted on 23 April 2010
6.3	65	Baseline Monitoring Report (Part 8) for Works Area A Rev A	submitted on 15 June 2010
6.3	66	Baseline Monitoring Report (Part 9) for Works Area L1	submitted on 7 July 2010
6.3	67	Baseline Monitoring Report (Part 10) for Works Areas H and J3	submitted on 6 October 2010
6.3	68	Baseline Monitoring Report (Part 11) for Works Areas O1, O2 and O3	submitted on 12 October 2010
6.3	69	Baseline Monitoring Report (Part 12) for Works Area E	submitted on 4 November 2010
6.3	70	Baseline Monitoring Report (Part 12) Rev A for Works Area E	submitted on 17 December 2010
6.3	71	Baseline Monitoring Report (Part 13) for Works Area M1	submitted on 17 January 2011
6.3	72	Baseline Monitoring Report (Part 14) for Works Area J2	submitted on 1 February 2011
6.3	73	Baseline Monitoring Report (Part 15) for Works Area M3	submitted on 22 July 2011
6.3	74	Baseline Monitoring Report (Part 15) for Works Area M3 Rev A	submitted on 20 October 2011
6.3	75	Baseline Monitoring Report (Part 15) for Works Area M3 Rev B	submitted on 9 December 2011
6.4	76	EM&A Report for September 2009	submitted on 23 September 2009
6.4	77	EM&A Report for October 2009	submitted on 23 October 2009
6.4	78	EM&A Report for November 2009	submitted on 23 November 2009
6.4	79	EM&A Report for December 2009	submitted on 23 December 2009
6.4	80	EM&A Report for January 2010	submitted on 22 January 2010
6.4	81	EM&A Report for February 2010	submitted on 25 February 2010
6.4	82	EM&A Report for March 2010	submitted on 23 March 2010

6.4	83	EM&A Report for April 2010	submitted on 23 April 2010
6.4	84	EM&A Report for May 2010	submitted on 24 May 2010
6.4	85	EM&A Report for June 2010	submitted on 24 June 2010
6.4	86	EM&A Report for July 2010	submitted on 23 July 2010
6.4	87	EM&A Report for August 2010	submitted on 23 August 2010
6.4	88	EM&A Report for September 2010	submitted on 24 September 2010
6.4	89	EM&A Report for October 2010	submitted on 25 October 2010
6.4	90	EM&A Report for November 2010	submitted on 23 November 2010
6.4	91	EM&A Report for December 2010	submitted on 23 December 2010
6.4	92	EM&A Report for January 2011	submitted on 24 January 2011
6.4	93	EM&A Report for February 2011	submitted on 25 February 2011
6.4	94	EM&A Report for March 2011	submitted on 23 March 2011
6.4	95	EM&A Report for April 2011	submitted on 27 April 2011
6.4	96	EM&A Report for May 2011	submitted on 23 May 2011
6.4	97	EM&A Report for June 2011	submitted on 24 June 2011
6.4	98	EM&A Report for July 2011	submitted on 26 July 2011
6.4	99	EM&A Report for August 2011	submitted on 23 August 2011
6.4	100	EM&A Report for September 2011	submitted on 23 September 2011
6.4	101	EM&A Report for October 2011	submitted on 21 October 2011
6.4	102	EM&A Report for November 2011	submitted on 23 November 2011
6.4	103	EM&A Report for December 2011	submitted on 23 December 2011
6.4	104	EM&A Report for January 2012	submitted on 20 January 2012
6.4	105	EM&A Report for February 2012	submitted on 23 February 2012
6.4	106	EM&A Report for March 2012	submitted on 23 March 2012
6.4	107	EM&A Report for April 2012	submitted on 23 April 2012
6.4	108	EM&A Report for May 2012	submitted on 23 May 2012
6.4	109	EM&A Report for June 2012	submitted on 22 June 2012
6.4	110	EM&A Report for July 2012	submitted on 23 July 2012
6.4	111	EM&A Report for August 2012	submitted on 23 August 2012
6.4	112	EM&A Report for September 2012	submitted on 21 September 2012
6.4	113	EM&A Report for October 2012	submitted on 22 October 2012
6.1	114	EM&A Report for November 2012	submitted on 23 November 2010
6.1	115	EM&A Report for December 2012	submitted on 21 December 2010



6.1	116	EM&A Report for January 2013	submitted on 23 January 2013
6.1	117	EM&A Report for February 2013	submitted on 27 February 2013
6.1	118	EM&A Report for March 2013	submitted on 22 March 2013
6.1	119	EM&A Report for April 2013	submitted on 23 April 2013
6.1	120	EM&A Report for May 2013	submitted on 24 May 2013
6.1	121	EM&A Report for June 2013	submitted on 24 June 2013
6.1	122	EM&A Report for July 2013	submitted on 23 July 2013
6.1	123	EM&A Report for August 2013	submitted on 23 August 2013
6.1	124	EM&A Report for September 2013	submitted on 24 September 2013
6.1	125	EM&A Report for October 2013	submitted on 23 October 2013
6.1	126	EM&A Report for November 2013	submitted on 22 November 2013
6.1	127	EM&A Report for December 2013	submitted on 23 December 2013
6.1	128	EM&A Report for January 2014	submitted on 23 January 2014
6.1	129	EM&A Report for February 2014	submitted on 21 February 2014
6.1	130	EM&A Report for March 2014	submitted on 23 March 2014
6.1	131	EM&A Report for April 2014	submitted on 25 April 2014
6.1	132	EM&A Report for May 2014	submitted on 23 May 2014
6.1	133	EM&A Report for June 2014	submitted on 23 June 2014
6.1	134	EM&A Report for July 2014	submitted on 23 July 2014
6.1	135	EM&A Report for August 2014	submitted on 23 August 2014
6.1	136	EM&A Report for September 2014	submitted on 23 September 2014
6.1	137	EM&A Report for October 2014	submitted on 23 October 2014
6.1	138	EM&A Report for November 2014	submitted on 23 November 2014
6.1	139	EM&A Report for December 2014	submitted on 23 December 2014
6.1	140	Final EM&A Report for Works Area MA	submitted on 29 December 2010
6.1	141	Final EM&A Report for Works Area MA Rev A	submitted on 16 January 2012
7.2	142	Internet address of web site for environmental monitoring and project data	submitted on 23 September 2009

## 11.2 Statutory Permits and Licenses

A summary of the status of all relevant environmental permits and licenses in the reporting period of 10 August 2009 to 9 January 2015 is shown below:

Description	Status
Environmental Permit for West Island Line Project (EP-313/2008)	Issued on 12 January 2009 and superseded
Environmental Permit for West Island Line	Issued on 26 June 2009 and superseded

Project (EP-313/2008/A)	
Environmental Permit for West Island Line Project (EP-313/2008/B)	Issued on 22 July 2009 and superseded
Environmental Permit for West Island Line Project (EP-313/2008/C)	Issued on 31 August 2009 and superseded
Environmental Permit for West Island Line Project (EP-313/2008/D)	Issued on 19 January 2011 and superseded
Environmental Permit for West Island Line Project (EP-313/2008/E)	Issued on 1 August 2012 and superseded
Environmental Permit for West Island Line Project (EP-313/2008/F)	Issued on 5 October 2012 and superseded
Environmental Permit for West Island Line Project (EP-313/2008/G)	Issued on 16 May 2013 and superseded
Environmental Permit for West Island Line Project (EP-313/2008/H)	Issued on 16 December 2013 and superseded
Environmental Permit for West Island Line Project (EP-313/2008/I)	Issued on 26 March 2014 and superseded
Environmental Permit for West Island Line Project (EP-313/2008/J)	Issued on 1 September 2014
<u>Contract 703 (Contract Completed)</u>	
Wastewater Discharge License	WT00005106-2009 (surrendered), WT00005108-2009 (surrendered), WT00008394-2011 (surrendered), WT00006066-2010 (surrendered), WT00007598-2010 (surrendered), WT00012684-2012 (surrendered)
Registration as a Chemical Waste Producer	Approved on 2 September 2009 Permit no. 5213-113-D2422-01 (surrendered), Permit no. 5213-113-D2422-03 (surrendered), Permit no. 5213-113-D2422-02 (surrendered)
Disposal of Construction Waste	Billing Account no. 7009262 activated on 21 August 2009
Construction Noise Permit	GW-RS0867-09 (expired), GW-RS0025-10 (expired), GW-RS0086-10 (expired), GW-RS0176-10 (expired), GW-RS0297-10 (expired), GW-RS0367-10 (surrendered), GW-RS0448-10 (expired), GW-RS0467-10 (surrendered), GW-RS0606-10 (surrendered), GW-RS0673-10 (expired), GW-RS0849-10 (expired), GW-RS0876-10 (expired), GW-RS1052-10 (expired), GW-RS1145-10 (expired), GW-RS0159-11 (expired), GW-RS0237-11 (expired), GW-RS0242-11 (expired), GW-RS0284-11 (surrendered), GW-RS0386-11 (expired), GW-RS0425-11 (surrendered), GW-RS0437-11 (expired), GW-RS0587-11 (expired), GW-RS0639-11 (expired), GW-RS0641-11 (expired), GW-RS0802-11 (surrendered), GW-RS1007-11 (expired), GW-RS1015-11 (expired), GW-RS1017-11 (expired), GW-RS1037-11 (expired), GW-RS1121-11 (expired), GW-RS0058-12 (expired), GW-RS0159-12 (expired), GW-RS0176-12 (expired), GW-RS0310-12 (expired), GW-RS0688-12 (surrendered), GW-RS0863-12 (expired), GW-RS0869-12 (expired), GW-RS1379-12 (expired),

	GW-RS0669-13 (surrendered), GW-RS0679-13 (surrendered), GW-RS1016-13 (expired), GW-RS1194-13 (surrendered), GW-RS1398-13 (expired)
<u>Contract 704</u>	
Wastewater Discharge License	WT00006664-2010, WT00006925-2010, WT00006958-2010, WT00006961-2010, WT00006962-2010, WT00007021-2010, WT00007998-2010, WT00009469-2011, WT00010128-2011, WT00012385-2012, WT00012577-2012, WT00018075-2013 WT00007939-2010 (surrendered)
Registration as a Chemical Waste Producer	Approved on 2 June 2010 Permit no. 5214-111-G2260-03 Approved on 12 November 2010 Permit no. 5213-112-G2525-02 Approved on 26 November 2010 Permit no. 5213-111-G2525-01 Approved on 25 May 2011 Permit no. 5213-112-G2525-03 Approved on 20 September 2011 Permit no. 5213-113-G2525-04 Permit no. 5213-116-G2260-04 (surrendered)
Disposal of Construction Waste	Billing Account no. 7010555 activated on 8 April 2010, Billing Account no. 7011159 (by vessel) activated on 10 September 2010
Construction Noise Permit	GW-RS0413-10 (expired), GW-RS0552-10 (expired), GW-RS0572-10 (expired), GW-RS0738-10 (surrendered), GW-RS0836-10 (surrendered), GW-RS0838-10 (surrendered), GW-RS0918-10 (expired), GW-RS1015-10 (surrendered), GW-RS1167-10 (expired), GW-RS0034-11 (expired), GW-RS0112-11 (expired), GW-RS0213-11 (expired), GW-RS0229-11 (expired), GW-RS0238-11 (expired), GW-RS0262-11 (expired), GW-RS0327-11 (expired), GW-RS0360-11 (expired), GW-RS0497-11 (expired), GW-RS0505-11 (expired), GW-RS0537-11 (expired), GW-RS0563-11 (expired), GW-RS0575-11 (expired), GW-RS0701-11 (expired), GW-RS0790-11 (expired), GW-RS0837-11 (surrendered) GW-RS0876-11 (expired), GW-RS0888-11 (expired), GW-RS0928-11 (expired), GW-RS0958-11 (expired), GW-RS0980-11 (expired), GW-RS1060-11 (expired), GW-RS1082-11 (surrendered), GW-RS1126-11 (expired), GW-RS1136-11 (expired), GW-RS1142-11 (expired), GW-RS1197-11 (expired), GW-RS1219-11 (expired), GW-RS0078-12 (expired), GW-RS0119-12 (expired), GW-RS0144-12 (expired), GW-RS0171-12 (surrendered), GW-RS0177-12 (expired), GW-RS0217-12 (surrendered), GW-RS0254-12 (expired), GW-RS0300-12 (expired), GW-RS0305-12 (surrendered), GW-RS0306-12 (expired), GW-RS0349-12 (surrendered), GW-RS0354-12 (expired), GW-RS0364-12 (expired), GW-RS0379-12 (surrendered), GW-RS0407-12 (surrendered),

	<p> GW-RS0431-12 (surrendered), GW-RS0450-12 (expired),  GW-RS0480-12 (surrendered),  GW-RS0527-12 (surrendered),  GW-RS0592-12 (expired), GW-RS0608-12 (expired),  GW-RS0717-12 (surrendered), GW-RS0723-12 (expired),  GW-RS0735-12 (expired), GW-RS0757-12 (expired),  GW-RS0805-12 (expired), GW-RS0825-12 (surrendered),  GW-RS0876-12 (expired), GW-RS0890-12 (surrendered),  GW-RS0901-12 (expired), GW-RS0921-12 (expired),  GW-RS0981-12 (expired), GW-RS1012-12 (expired),  GW-RS1028-12 (surrendered), GW-RS1041-12 (expired),  GW-RS1053-12 (surrendered),  GW-RS1098-12 (surrendered), GW-RS1119-12 (expired),  GW-RS1183-12 (surrendered),  GW-RS1198-12 (surrendered), GW-RS1242-12 (expired),  GW-RS1324-12 (expired), GW-RS1349-12 (expired),  GW-RS1351-12 (surrendered), GW-RS1389-12 (expired),  GW-RS0096-13 (surrendered), GW-RS0110-13 (expired),  GW-RS0195-13 (expired), GW-RS0218-13 (expired),  GW-RS0422-13 (expired),  GW-RS0031-13 (surrendered),  GW-RS0111-13 (surrendered),  GW-RS0168-13 (surrendered), GW-RS0313-13 (expired),  GW-RS0333-13 (surrendered),  GW-RS0406-13 (surrendered),  GW-RS0407-13 (surrendered), GW-RS0671-13 (expired),  GW-RS0138-13 (expired), GW-RS0347-13 (expired),  GW-RS0491-13 (expired), GW-RS0574-13 (surrendered)  GW-RS0603-13 (surrendered),  GW-RS0608-13 (surrendered),  GW-RS0723-13 (surrendered), GW-RS0729-13 (expired),  GW-RS0837-13 (surrendered), GW-RS0866-13 (expired),  GW-RS0934-13 (surrendered),  GW-RS0944-13 (surrendered), GW-RS0985-13 (expired),  GW-RS1006-13 (expired), GW-RS1030-13 (surrendered),  GW-RS1069-13 (expired), GW-RS1098-13 (surrendered),  GW-RS1293-13 (expired), GW-RS1317-13 (surrendered),  GW-RS1350-13 (expired), GW-RS1424-13 (expired),  GW-RS1446-13 (expired), GW-RS1465-13 (surrendered),  GW-RS1472-13 (expired), GW-RS0086-14 (surrendered),  GW-RS0114-14 (surrendered), GW-RS0037-14 (expired),  GW-RS0056-14 (expired), GW-RS0146-14 (expired),  GW-RS0207-14 (expired), GW-RS0273-14 (expired),  GW-RS0274-14 (expired), GW-RS0310-14 (surrendered),  GW-RS0320-14 (surrendered), GW-RS0337-14 (expired),  GW-RS0382-14 (expired), GW-RS0423-14 (expired),  GW-RS0484-14 (surrendered), GW-RS0574-14 (expired),  GW-RS0628-14 (expired), GW-RS0657-14 (surrendered),  GW-RS0798-14 (expired), GW-RS0857-14 (expired),  GW-RS0938-14 (expired), GW-RS1021-14 (expired)  GW-RS0555-14 (expired), GW-RS0696-14 (expired),  GW-RS1127-14 (expired), GW-RS1195-14 (expired),  GW-RS1200-14 (expired) </p>
--	---

	<p>GW-RS0704-14 (13 Jul 14– 12 Jan 15),  GW-RS0714-14 (17 Jul 14– 15 Jan 15),  GW-RS0976-14 (29 Sep 14– 28 Mar 15),  GW-RS0977-14 (1 Oct 14– 31 Mar 15),  GW-RS1102-14 (10 Oct 14– 2 Apr 15),  GW-RS1341-14 (14 Dec 14– 1 Feb 15),  GW-RS1347-14 (1 Dec 14– 31 May 15),  GW-RS1369-14 (13 Dec 14– 12 Jun 15),  GW-RS1411-14 (15 Dec 14– 15 Jan 15),  GW-RS1464-14 (31 Dec 14– 31 Jan 15)  GW-RS0589-11 for using PME for general construction works at Works Area J was cancelled by EPD on 31 October 2011,  GW-RS0097-12 for using PME for general construction works at Works Area M was cancelled by EPD on 23 February 2012</p>
SP License	L-11-048(1) (returned)
<u>Contract 705 (Contract Substantially Completed)</u>	
Wastewater Discharge License	<p>WT00006145-2010(superseded),  WT00007226-2010(superseded),  WT00006686-2010(superseded),  WT00008683-2011(superseded),  WT00006685-2010, WT00011927-2012,  WT00007225-2010 and WT00012686-2012</p>
Registration as a Chemical Waste Producer	<p>Approved on 8 February 2010  Permit no. 5213-111-G2347-17</p>
Disposal of Construction Waste	<p>Billing Account no. 7009116 activated on 8 January 2010  Billing Account no. 7010026 (by vessel) activated on 30 November 2010– expired  Billing Account no. 7011896 (by vessel) activated on 3 November 2011</p>
Construction Noise Permit	<p>GW-RS0661-10 (expired), GW-RS0703-10 (surrendered),  GW-RS0873-10 (expired), GW-RS0222-11 (expired),  GW-RS0454-11 (expired), GW-RS0601-11 (expired),  GW-RS0606-11 (surrendered),  GW-RS0629-11 (surrendered), GW-RS0706-11 (expired),  GW-RS0821-11 (expired), GW-RS0914-11 (surrendered),  GW-RS0973-11 (expired), GW-RS1179-11 (surrendered),  GW-RS1194-11 (expired), GW-RS0137-12 (expired),  GW-RS0246-12 (surrendered),  GW-RS0352-12 (surrendered),  GW-RS0373-12 (surrendered), GW-RS0635-12 (expired),  GW-RS0740-12 (expired), GW-RS0967-12 (surrendered),  GW-RS1218-12 (expired), GW-RS1288-12 (surrendered),  GW-RS0330-13 (surrendered), GW-RS0436-13 (expired)  GW-RS0515-13 (surrendered), GW-RS0645-13 (expired),  GW-RS0946-13 (surrendered),  GW-RS1336-13 (surrendered), GW-RS1438-13 (expired)  GW-RS0530-14 (expired)  GW-RS0653-11 for using PME for general construction works at Works Area C was cancelled by EPD on 15</p>

	September 2011
<u>Contract 706 (Contract Completed)</u>	
Wastewater Discharge License	WT00004519-2009, WT00004526-2009, WT00005600-2009
Registration as a Chemical Waste Producer	Approved on 6 October 2009 Permit no. 5213-116-P2781-16
Disposal of Construction Waste	Billing Account no. 7009056 activated on 16 July 2009
Construction Noise Permit	GW-RS0703-09 for using PME for general construction works at Kennedy Town Praya works site was cancelled by EPD on 18 November 2009, GW-RS0174-10 for using PME for general construction works at Kennedy Town Praya works site was cancelled by EPD on 19 May 2010
<u>Contract 706A (Contract Completed)</u>	
Wastewater Discharge License	WT00005647-2009
Registration as a Chemical Waste Producer	Approved on 17 December 2009 Permit no. 5213-111-F2541-02
Disposal of Construction Waste	Billing Account no. 7009743 activated on 17 November 2009
<u>Contract 708 (Contract Completed)</u>	
Wastewater Discharge License	WT00004902-2009
Registration as a Chemical Waste Producer	Approved on 7 September 2009 Permit no. 5213-111-G2347-08
Disposal of Construction Waste	Billing Account no. 7009116 activated on 12 August 2009
Construction Noise Permit	GW-RS0938-09 (expired), GW-RS0283-10 (expired)
<u>Contract 714 (Contract Completed)</u>	
Wastewater Discharge License	WT00004893-2009
Registration as a Chemical Waste Producer	Approved on 21 September 2009 Permit no. 5213-111-S3305-02
Disposal of Construction Waste	Billing Account no. 7009127 activated on 14 August 2009

## **12 SITE INSPECTIONS**

### **12.1 Observations**

Regular site inspections were undertaken by the ET in accordance with the EM&A Manual. The contractors' performance on environmental matters were assessed. The inspection findings and the associated recommendations on improvement to the environmental protection and pollution control works were raised to the contractors for reference and/or action. It is concluded that the environmental protection and pollution control works had been implemented satisfactorily.

## **12.2 Other Notable Events**

### WIL Operation on 28 December 2014

As the WIL was in operation on 28 December 2014, the WIL construction works were substantially completed for the SYP/HKU/KET Stations and the majority of the station entrances except the entrances in Works Areas L1, M1 and N1.

### IEC Site Inspections

The IEC conducted site inspections for WIL Project Works Areas on monthly basis, minor irregularities were observed during the site inspections and the respective civil works contractors had followed up and satisfactorily rectified the issues as identified in the site inspections promptly.

### Works Area B

The small western portion of Works Area B had been occupied by Highways Department as a depot upon the completion of the additional concrete paving and certification of the paving design by ISC in accordance with the EP requirements. Monthly inspections on the condition of the additional paving, site drainage and foul sewerage systems had been carried out in accordance with EP Condition 3.2.2. The structural integrity of the additional concrete paving had been maintained.

Regular soil monitoring had been conducted at 3-month intervals in accordance with EP Condition 3.2.8 in order to monitor any possible migration of contaminants beneath and across the additional concrete paving in Works Area B. The soil monitoring results had been certified by the ET Leader and verified by the IEC. From the monitoring results obtained, there was no evidence of any possible migration of contaminants beneath and across the additional concrete paving in Works Area B.

### Works Area MA

As the construction of the WIL magazine had completed and a portion of land at Works Area MA had been handed over to Lands Department. The concerned plants (2nos. Hong Kong Pavetta and 2nos. Silver-back Artocarpus) as mentioned in WIL EP Condition 2.8 are located in the land area which had been handed over to Lands Department. As these plants falls outside the revised Works Area MA, the regular inspection to these plants by the ET/Certified Arborist had stopped in the reporting period for October 2010. In addition, as there will be no construction activities carried out in Works Area MA, the regular construction dust and noise monitoring at the monitoring stations AM4 and CN1 for Works Area MA had stopped in the reporting period for October 2010.

The magazine had been decommissioned and handed over to the Government in end May 2014.

### Proposed Alternative Construction Method for Tunnel Works from KGV to Sai Woo Lane(SWL)

The Contract 703 Contractor proposed an alternative construction method for tunnel works from KGV to SWL instead of from SWL to KGV. The proposed change in tunnel works will shorten the

overall adit and tunnel construction by around seven months. Environmental Review was conducted and concluded that the proposed alternative method for tunnel construction from KGV to SWL will not constitute a material change to the WIL Project. No adverse environmental impacts are anticipated from the proposed changes and the environmental performance requirements set out in the WIL EIA Report will not be exceeded. It is believed that there will be a societal benefit from the proposed alternative construction method with shortened construction period and the associated environmental nuisances. The Contract 703 Contractor commenced the captioned tunnel works in November 2010.

#### Proposed Alternative Construction Method for Shaft Excavation at Sai Woo Lane(SWL)

The Contract 703 Contractor proposed an alternative construction method for shaft excavation by blasting at SWL works site. The proposed change will shorten the construction period for the shaft at SWL. Environmental Review was conducted and concluded that the proposed alternative method for shaft construction will not constitute a material change to the WIL Project. No adverse environmental impacts are anticipated from the proposed changes and the environmental performance requirements set out in the WIL EIA Report will not be exceeded. It is believed that there will be a societal benefit from the proposed alternative construction method with shortened construction period and the associated environmental nuisances.

#### Proposed Alternative Arrangement in the Magazine

There is a proposal regarding alternative arrangement in the magazine for the Detonator Niche. The Hazard to Life assessments for the Detonator Niche are the same as all the other Niches which is NEQ of 300kg, hence the NEQ for the Detonator Niche can be increased to 300kg with actual Detonator numbers subject to FSD/Mines/HKPF approval. Environmental Review was conducted which concluded that there will not be any significant risk caused by the proposed change. The proposal regarding alternative arrangement in the magazine for the Detonator Niche had been submitted to CEDD/Mines for approval.

#### Proposed Alternative Delivery Arrangement to Works Area A

There is a proposal regarding alternative delivery arrangement to Works Area A for AM and PM delivery with the total delivery trips and the maximum load per trip maintaining the same as detailed in the WIL EIA Hazard to Life assessments and the Technical Note of Re-examination of the WIL Hazard to Life reported in the Monthly EM&A report for July 2010. Environmental Review was conducted which concluded that there will not be any significant risk caused by the proposed change and the overall risk is still within the acceptable region. The proposed modification of the delivery schedule to Works Area A is negligible in terms of the Potential Loss of Life (PLL) and F-N curve. The proposal regarding the alternative delivery arrangement to Works Area A had been submitted to CEDD/Mines for approval.

#### Proposed Alternative Noise Mitigation Measure for Works Area J2

The Contract 704 Contractor proposed an alternative noise mitigation measure for Works Area J2 by using noise decking to cover the excavation area. This alternative noise mitigation measure is proposed to replace the full enclosure as specified in the WIL EP condition 2.10.1. In accordance with the requirement stipulated in the WIL EP condition 2.10.1, the proposed alternative noise mitigation measure had been discussed and agreed at the CLG meeting held on 12 January 2012. The presentation material for the proposed noise decking and the extract of the eleventh CLG meeting minutes (item 2 on the proposed noise decking) are shown in Appendix H of EM&A



Report for February 2012.

#### Odour Emission from Works Area M

A Notice to Abate Air Pollution Pursuant to Section 10 of the Air Pollution Control Ordinance (Cap.311) was issued by EPD on 10 August 2012 regarding the emission of air pollutant in the form of objectionable odour produced from the construction of underground tunnels was causing air pollution as revealed in the EPD inspection to Works Area M on 19 July 2012. The Contract 704 Contractor was required to reduce the emission of the air pollutant to such an extent that the emission does not cause or contribute to objectionable odour or irritation to the nearby general public. According to the abatement notice, GNJV was required to rectify the odour disturbance before 18 Nov 12. The ET/ER had worked with GNJV to take steps to abate the emission of air pollutants from KGV enclosure causing/contributing to air pollution as required in the abatement notice. A consultant was commissioned by GNJV to review the existing site practices and the improvement measures for preventing potential odour disturbance from Works Area M. A report on the improvement measures implementation had been prepared.

The following site practices and improvement measures were identified:-

1. Most of the exhaust air from WIL underground tunnel work site pass through the de-duster and watering facilities via the ducts and discharge from the ventilation outlet to the atmosphere.
2. The ventilation outlet is located away from the nearby residential developments.
3. The man-access entrance always keeps closed as far as possible. The vehicular entrance of the acoustic enclosure is always closed except the need of trucks moving in/out avoiding the leakage of dust/odour emission inside the acoustic enclosure.
4. There is no opening on the acoustic enclosure except the ventilation inlet and exhaust locations, vehicular and man-access entrances. The limited openings would prevent the potential odour emissions from the tunnel shaft directly discharging to the atmosphere.
5. A blower is installed at the vehicular entrance.
6. A misting system is installed at the vehicular entrance of the acoustic enclosure for masking the odour if any.
7. 3 small size and 1 large size activated carbon filters have been installed inside the acoustic enclosure and are well operated. These filters are to remove potential odour emission from the tunnel shaft and mucking out area. The removal efficiency is 80-90% in accordance with the specification.

Upon the implementation of the above improvement measures for preventing odour disturbance to the surrounding air sensitive receivers, odour patrols were conducted from October 2012 to early November 2012, no odour was detected along the site boundary. Therefore, the odour improvement measures are considered effective in preventing odour disturbance to the air sensitive receivers in the vicinity of Works Area M.

In addition, the IEC had noted the implementation of the above odour improvement measures during the site inspection conducted in October 2012.

#### Community Liaison Groups

The Community Liaison Groups were established on 10 July 2009 in accordance with the EP Condition 2.6. Three CLGs, namely, Sai Ying Pun, University and Kennedy Town have been set up to provide direct communication channel for the local communities to MTR during the

construction stage of the Project on the project matters including enquiries and complaints handling on all environmental issues. Members of CLGs include the Central & Western District Councillors, Chairmen of Area Committees, representatives of local groups and government departments. Property management office, schools, and other local committees will be invited to participate in the CLGs. The first CLG meetings had been held in July 2009. The eighteenth CLG meeting had been held in June 2014.

In addition, a MTR Project hotline at 2993 3333 is in operation for public enquiries on the WIL Project and it also serves as the complaint hotline during the construction stage of the Project.

### ***12.3 Solid and Liquid Waste Management***

Base on the findings of the weekly site inspections, the Contractors' performance in solid and liquid waste management were acceptable and compliance with the EIA requirements were demonstrated. Solid wastes and liquid waste were properly disposed of. The current management standard should be maintained.

### ***12.4 Effectiveness and Efficiency of Mitigation Measures***

Based on the environmental monitoring results, the effectiveness and efficiency of the mitigation measures implemented were found to be satisfactory. It is concluded that the environmental mitigation measures as recommended in the approved WIL Project EIA Report had been implemented satisfactorily.

### ***12.5 Review of WIL EIA Predictions***

The environmental impact hypotheses with respect to construction air quality and construction noise detailed in the WIL EIA Report had been tested throughout the construction stage of the WIL Project by the regular construction impact monitorings. The environmental impact hypotheses are found to be in order generally throughout the construction stage of the WIL Project.

Based on the findings of the regular construction impact monitorings, the validity of the WIL EIA predictions can be concluded. In conclusion, the current practices regarding the performance of the environmental management system are found to be satisfactory and should be maintained.

## **13 CONCLUSIONS**

This final Environmental Monitoring and Audit Report Part 1 presents the results of EM&A works and the impact monitoring for the construction works undertaken during the period of 10 August 2009 to 9 January 2015 for the WIL Project Works Areas except Works Areas B, L1, M1 and N1. The results of EM&A works and the impact monitoring for the construction works in Works Areas B, L1, M1 and N1 are to be presented in final Environmental Monitoring and Audit Report Part 2. The ET Leader proposes to terminate the regular construction dust and noise monitoring at these monitoring stations together with the regular site inspections for the WIL Project Works Areas except those for Works Areas B, L1, M1 and N1 after the WIL Operation.

Impact monitoring for air quality and noise were conducted in accordance with the EM&A Manual in the reporting period, there was no breach of Limit Levels for air monitoring.

There was no successful environmental prosecution in the reporting period of 10 August 2009 to 9 January 2015.

Site inspections were conducted by the Environmental Team on a weekly basis to monitor proper implementation of environmental pollution control and mitigation measures for the Project.

There were non-compliances identified in the reporting period of 10 August 2009 to 9 January 2015 for the WIL Project which were two exceedances of the Limit Level for the noise monitoring.

The Environmental Permit (EP-313/2008/J) issued by EPD on 1 September 2014 is used for the WIL Project.

In the reporting period, there was no reporting change of circumstances which may affect the compliance with the recommendations of the EIA Report.

It is concluded from the environmental monitoring and audit works for the West Island Line Project that the construction works were undertaken in an appropriately environmentally sensitive manner in the reporting period. The environmental protection and pollution control measures provided by the contractors were generally acceptable apart from some minor irregularities which were rectified timely by the respective civil works contractors.

The ET will continue the implementation of the environmental monitoring and audit programme in accordance to the EM&A Manual and to a level consistent with MTRCL's Corporate Sustainability Policy for Works Areas B, L1, M1 and N1.

## Appendix A

### Environmental Quality Performance Limits

**Action and Limit Levels for 24-hour TSP**

Monitoring Station	Action Level (µg/m3)	Limit Level (µg/m3)
AM1a	170	260
AM2	155	260
AM3a	155	260
AM4	158	260
AM5a	178	260
AM6a	157	260
AM7a	151	260
AM8	181	260
AM9a	168	260
AM10	187	260

**Action and Limit Levels for Construction Noise**

Time Period	Action Level	Limit Level (dB(A)), Leq(30min)
0700-1900 hr on normal weekdays	When one documented complaint is received	75*
0700-2300 hr on holidays including Sundays and 1900-2300 hr on all other days		Subject to requirements stipulated in Construction Noise Permits
2300-0700 hr of next day		

\* Limit for school is 70 dB(A) and 65 dB(A) during school examination periods.

Appendix B  
Event Action Plans

**Table 2.4 Event and Action Plan for Construction Noise Monitoring**

EVENT	ACTION			
	ET	IEC	ER	CONTRACTOR
<b>Action Level</b>	<ol style="list-style-type: none"> <li>1. Notify IEC and ER</li> <li>2. Carry out investigation</li> <li>3. Report the results of investigation to the IEC and ER</li> <li>4. Discuss jointly with the ER and Contractor and formulate remedial measures</li> <li>5. Increase monitoring frequency to check mitigation effectiveness</li> </ol>	<ol style="list-style-type: none"> <li>1. Review the analysed results submitted by the ET</li> <li>2. Review the proposed remedial measures by the Contractor and advise the ER accordingly</li> <li>3. Supervise the implementation of remedial measures</li> </ol>	<ol style="list-style-type: none"> <li>1. Confirm receipt of notification of failure in writing</li> <li>2. Notify Contractor</li> <li>3. Require Contractor to propose remedial measures for the analysed noise problem</li> <li>4. Ensure remedial measures are properly implemented</li> </ol>	<ol style="list-style-type: none"> <li>1. Submit noise mitigation proposals to ER with copy to IEC</li> <li>2. Implement noise mitigation proposals</li> </ol>
<b>Limit Level</b>	<ol style="list-style-type: none"> <li>1. Notify IEC, ER, EPD and Contractor</li> <li>2. Identify source</li> <li>3. Repeat measurement to confirm findings</li> <li>4. Increase monitoring frequency</li> <li>5. Carry out analysis of Contractor's working procedures to determine possible mitigation to be implemented</li> <li>6. Inform IEC, ER, EPD the causes and actions taken for the exceedances</li> <li>7. Assess effectiveness of Contractor's remedial actions and keep IEC, EPD and ER informed of the results</li> <li>8. If exceedance stops, cease additional monitoring</li> </ol>	<ol style="list-style-type: none"> <li>1. Discuss amongst ER, ET and Contractor on the potential remedial actions</li> <li>2. Review Contractor's remedial actions whenever necessary to assure their effectiveness and advise the ER accordingly</li> <li>3. Supervise the implementation of remedial measures</li> </ol>	<ol style="list-style-type: none"> <li>1. Confirm receipt of notification of failure in writing</li> <li>2. Notify Contractor</li> <li>3. Require Contractor to propose remedial measures for the analysed noise problem</li> <li>4. Ensure remedial measures are properly implemented</li> <li>5. If exceedance continues, consider what portion of the work is responsible and instruct the Contractor to stop that portion of work until the exceedance is abated</li> </ol>	<ol style="list-style-type: none"> <li>1. Take immediate action to avoid further exceedance</li> <li>2. Submit proposals for remedial actions to ER with copy to IEC</li> <li>3. Implement the agreed proposals</li> <li>4. Revise and resubmit proposals if problem still not under control</li> <li>5. Stop the relevant portion of works as determined by the ER until the exceedance is abated</li> </ol>

**Table 9.4 Event and Action Plan for Ambient Air Quality Monitoring (Construction)**

EVENT	ACTION			ER	CONTRACTOR
ACTION LEVEL					
1. Exceedance for one sample	1. Identify source, investigate the causes of complaint and propose remedial measures; Inform IEC and ER; 2. Repeat measurement to confirm finding; 3. Increase monitoring frequency to daily.	1. Check monitoring data submitted by ET; 2. Check Contractor's working method.	1. Notify Contractor.	1. Rectify any unacceptable practice; 2. Amend working methods if appropriate.	
2. Exceedance for two or more consecutive samples	1. Identify source; 2. Inform IEC and ER; 3. Advise the ER on the effectiveness of the proposed remedial measures; 4. Repeat measurements to confirm findings; 5. Increase monitoring frequency to daily; 6. Discuss with IEC and ER (together with the Contractor) on remedial actions required; If exceedance continues, arrange meeting with IEC and ER; 7. IEC and ER; 8. If exceedance stops, cease additional monitoring.	1. Check monitoring data submitted by ET; 2. Check Contractor's working method; 3. Discuss with ET and ER (together with the Contractor) on possible remedial measures; 4. Advise the ET/ER on the effectiveness of the proposed remedial measures; 5. Supervise implementation of remedial measures.	1. Confirm receipt of notification of exceedance in writing; 2. Notify Contractor; 3. Ensure remedial measures properly implemented.	1. Submit proposals for remedial to ER within three working days of notification; 2. Implement the agreed proposals; 3. Amend proposal if appropriate.	
LIMIT LEVEL					
1. Exceedance for one sample	1. Identify source, investigate the causes of exceedance and propose remedial measures; Inform IEC, ER, Contractor and EPD; 2. Repeat measurement to confirm finding; 3. Increase monitoring frequency to daily; 4. Assess effectiveness of Contractor's remedial actions and keep IEC, EPD and ER informed of the results.	1. Check monitoring data submitted by ET; 2. Check Contractor's working method; 3. Discuss with ET and ER (together with the Contractor) on possible remedial measures; 4. Advise the ER on the effectiveness of the proposed remedial measures; 5. Supervise implementation of remedial measures.	1. Confirm receipt of notification of exceedance in writing; 2. Notify Contractor; 3. Ensure remedial measures properly implemented.	1. Take immediate action to avoid further exceedance; 2. Submit proposals for remedial actions to ER with a copy to IEC within three working days of notification; 3. Implement the agreed proposals; 4. Amend proposal if appropriate.	
2. Exceedance for two or more consecutive samples	1. Notify IEC, ER, Contractor and EPD; 2. Identify source; 3. Repeat measurement to confirm findings; 4. Increase monitoring frequency to daily; 5. Carry out analysis of Contractor's working procedures to determine possible mitigation to be implemented; 6. Arrange meeting with IEC and ER to discuss the remedial actions to be taken; 7. Assess effectiveness of Contractor's remedial actions and keep IEC, EPD and ER informed of the results; 8. If exceedance stops, cease additional monitoring.	1. Discuss amongst ER, ET, and Contractor on the potential remedial actions; 2. Review Contractor's remedial actions whenever necessary to assure their effectiveness and advise the ER accordingly; 3. Supervise the implementation of remedial measures.	1. Confirm receipt of notification of exceedance in writing; 2. Notify Contractor; 3. In consultation with the IEC, agree with the Contractor on the remedial measures to be implemented; 4. Ensure remedial measures properly implemented; 5. If exceedance continues, consider what portion of the work is responsible and instruct the Contractor to stop that portion of work until the exceedance is abated.	1. Take immediate action to avoid further exceedance; 2. Submit proposals for remedial actions to ER with a copy to IEC within three working days of notification; 3. Implement the agreed proposals; 4. Revise and resubmit proposals if problem still not under control; 5. Stop the relevant portion of works as determined by the ER until the exceedance is abated.	



## Appendix C

### Implementation of Environmental Mitigation Measures

**Table C1 Project Implementation Schedule for All Works Areas (Status as of 9 January 2015)**

EIA Ref.	EM&A Ref.	Recommended Mitigation Measures	Objectives of the Recommended Measure & Main Concern to Address	Who to implement the measure?	Location of the measure	When to implement the measure?	Implementation Status
<b>Airborne Noise Impact (Construction Phase)</b>							
S 3.55	S 2.23	<p>The following good site practices shall be implemented:</p> <ul style="list-style-type: none"> <li>- Only well-maintained plant shall be operated on-site and plant shall be serviced regularly during the construction program</li> <li>- Silencers or mufflers on construction equipment shall be utilized and shall be properly maintained during the construction program</li> <li>- Mobile plant, if any, shall be sited as far from NSRs as possible</li> <li>- Machines and plant (such as trucks) that may be in intermittent use shall be shut down between work periods or shall be throttled down to a minimum</li> <li>- Plant known to emit noise strongly in one direction shall, wherever possible, be orientated so that the noise is directed away from the nearby NSRs</li> <li>- Material stockpiles and other structures shall be effectively utilized, wherever practicable, in screening noise from on-site construction activities.</li> </ul>	To reduce construction noise impact	MTRC / Contractor	All works areas	Construction phase	Implemented
S 3.56-3.57, Table 3.10	S 2.23	<p>Quieter plant shall be used for the following PME:</p> <ul style="list-style-type: none"> <li>- Truck</li> <li>- Crane/ Mobile Crane</li> <li>- Backhoe/Excavator/Wheel Loader/ Front-end-loader</li> <li>- Breaker</li> <li>- Concrete Mixer Truck</li> <li>- Pokers, vibratory, hand held</li> <li>- Pile Extractor</li> <li>- Roller, vibratory</li> <li>- Asphalt Paver</li> <li>- Hydraulic Breaker</li> </ul>	To reduce construction noise impacts	MTRC / Contractor	All works areas	Construction phase	Implemented

EIA Ref.	EM&A Ref.	Recommended Mitigation Measures	Objectives of the Recommended Measure & Main Concern to Address	Who to implement the measure?	Location of the measure	When to implement the measure?	Implementation Status
		<ul style="list-style-type: none"> <li>- Pile Rig</li> <li>- Crawler Crane</li> <li>- Sheet Piling Machine/ Piling, Hydraulic</li> </ul>					
S 3.58-3.59	S 2.23	<p>Movable noise barrier shall be used for the following PME where practicable:</p> <ul style="list-style-type: none"> <li>- Breaker</li> <li>- Mini Backhoe</li> <li>- Generator, super silenced</li> <li>- Backhoe</li> <li>- Crane</li> <li>- Poker, vibratory, hand-held</li> <li>- Hydraulic Breaker</li> <li>- Wheel Loader</li> <li>- Crusher</li> <li>- Hand Held Breaker</li> <li>- Compressor</li> <li>- Grout Plant</li> <li>- Grout Mixer</li> <li>- Concrete Pump</li> <li>- Excavator</li> <li>- Lorry Crane</li> <li>- Mobile Crane</li> <li>- Crawler Crane</li> </ul>	To reduce construction noise impacts	MTRC / Contractor	Works areas A, C, D, H, I, J, J1, L1, M1, N1, M3, O1, O2 and O3.	Construction phase	Implemented
S 3.60	S 2.23	<p>Noise enclosure/acoustic shed shall be used for the following PME where practicable:</p> <ul style="list-style-type: none"> <li>- Air Compressor</li> <li>- Concrete Pump</li> <li>- Shotcrete Pump</li> <li>- Hand Held Breaker</li> <li>- Grout Pump</li> <li>- Concrete Corer</li> </ul>	To reduce construction noise impacts	MTRC / Contractor	All works areas	Construction phase	Implemented
S 3.61	S 2.23	Acoustic Enclosure shall be used for enclosing the rock drill as fully as possible.	To reduce construction noise	MTRC / Contractor	Works areas H,	Construction phase	Implemented

EIA Ref.	EM&A Ref.	Recommended Mitigation Measures	Objectives of the Recommended Measure & Main Concern to Address	Who to implement the measure?	Location of the measure	When to implement the measure?	Implementation Status
			impacts		N1 and M		
S 3.62	S 2.23	Noise insulating cover shall be used to cover the following PME: <ul style="list-style-type: none"> <li>- Breaker</li> <li>- Backhoe</li> <li>- Water pump, submersible (electric)</li> <li>- Crawler mounted rock drill trucks</li> <li>- Rock drill</li> <li>- Air compressor</li> <li>- Electric Winch</li> <li>- Concrete pump</li> <li>- Poker, vibratory, hand-held</li> <li>- Hand Held Breaker</li> <li>- Crane</li> <li>- Shotcrete pump</li> </ul>	To reduce construction noise impacts	MTRC / Contractor	Works areas J1, N1, M1 and M3	Construction phase	Implemented
S 3.63	S 2.23	Silencer shall be used for the ventilation fan	To reduce construction noise impacts	MTRC / Contractor	Works areas MA, A, C, D, G, H, I, J, J1, J2, J3, L1, M, M1, M3, N1, O1, O2 and O3.	Construction phase	Implemented
S 3.64	S 2.23	Noise insulating fabric shall be applied where practicable to cover the following PME: <ul style="list-style-type: none"> <li>- Pile Rig</li> <li>- Drill rig</li> <li>- Pile Extractor</li> <li>- Power Rammer</li> <li>- Piling, earth auger</li> <li>- Piling, hydraulic</li> </ul>	To reduce construction noise impacts	MTRC / Contractor	Works areas MA, C, D, G, H, I, J, J1, J2, J3, L1, M, M1, M3, N1, O1, O2 and O3.	Construction phase	Implemented

EIA Ref.	EM&A Ref.	Recommended Mitigation Measures	Objectives of the Recommended Measure & Main Concern to Address	Who to implement the measure?	Location of the measure	When to implement the measure?	Implementation Status
		- Sheet Piling Machine					
S 3.65	S 2.23	Use of "Noise Control Curtain" - a noise insulating fabric to be mounted on the steel scaffold erected on the buildings to be demolished to an extent such that the line of sight between the noise source and NSR would be blocked	To reduce construction noise impacts	MTRC / Contractor	Works area A	Construction Phase – during the demolition of Block A & C of Kennedy Town Ex-Police Quarter	Implemented
S 3.67-3.70, Figure 3.17 and 3.18.	S 2.23	Temporary noise barriers shall be erected at the works areas of West of KET Station and SYP Entrance A1 & A2.	To reduce construction noise impacts	MTRC / Contractor	Works areas C and N1	Construction phase	Implemented
S 3.71	S 2.23	Decking over would be provided to cover the excavation area.	To reduce construction noise impacts	MTRC / Contractor	Works areas J, J3, G and L1	Construction phase	Implemented
S3.72	S 2.23	Full enclosure of entire works area	To reduce construction noise impacts	MTRC / Contractor	Works area J2	Construction Phase (after piling is completed)	Alternative noise mitigation measure implemented
S3.73 – 3.74	S 2.23	Use of concrete crusher instead of hydraulic breaker	To reduce construction noise	MTRC / Contractor	Works area J2, M1 and	Construction Phase	Implemented

EIA Ref.	EM&A Ref.	Recommended Mitigation Measures	Objectives of the Recommended Measure & Main Concern to Address	Who to implement the measure?	Location of the measure	When to implement the measure?	Implementation Status
			impacts		M3		
<b>Airborne Noise Impact (Operation Phase)</b>							
S 3.50-3.51, Table 3.9	Appendix B	The maximum permissible sound power levels (Max SWLs) for the fixed plant shall be complied with during the selection of equipment and mitigation measures.	To comply with the noise criteria of Noise Control Ordinance	MTRC / Contractor	Vent shafts and chiller plants at KET Station, UNI Entrance C1 and SYP Entrance C, and vent shafts at KET Ex-Police Quarter, UNI Vent Shaft-Y and SYP Entrance A1&A2.	Design and operation phases	Being implemented in operation phase
S 3.77	Appendix A	<p>The following shall be considered as far as possible in the detailed design of fixed plant:</p> <ul style="list-style-type: none"> <li>- Choose quieter plant such as those which have been effectively silenced.</li> <li>- Include noise levels specification when ordering new plant (including chiller and E/M equipment).</li> </ul>	To comply with the noise criteria of Noise Control Ordinance	MTRC / Contractor	Vent shafts and chiller plants at KET Station, UNI Entrance	Design and operation phases	Implemented in operation phase

EIA Ref.	EM&A Ref.	Recommended Mitigation Measures	Objectives of the Recommended Measure & Main Concern to Address	Who to implement the measure?	Location of the measure	When to implement the measure?	Implementation Status
		<ul style="list-style-type: none"> <li>- Locate fixed plant/louver away from any NSRs as far as practicable.</li> <li>- Locate fixed plant in walled plant rooms or in specially designed enclosures.</li> <li>- Locate noisy machines in a basement or a completely separate building.</li> <li>- Install direct noise mitigation measures including silencers, acoustic louvers and acoustic enclosure where necessary.</li> </ul>			C1 and SYP Entrance C, and vent shafts at KET Ex-Police Quarter, UNI Vent Shaft-Y and SYP Entrance A1&A2.		
<b>Groundborne Noise Impact</b>							
S4.91	S3.1	Ground-borne construction noise monitoring shall be conducted. The measurement locations shall be above the cutting face of the TBM, and shall be located as close to the cutting face as practicable.	To comply with the noise criteria of Noise Control Ordinance	MTRC / Contractor	Works areas of tunneling by TBM	Construction phase	Implemented
S 4.88 & Table 4.10	S 3.2	Type 1a Trackform – Resilient Baseplate with stiffness of about 25 KN/mm shall be installed at both the west- and east-bounds starting from turnout in proximity of Hongway Garden towards the Sai Ying Pun Station and also the alignment under Po Shu Lau to Sai Wan Estate. A commissioning test shall be included in the Contract document in order to ensure compliance of the operational ground-borne noise criteria.	To comply with the noise criteria of Noise Control Ordinance	MTRC	Tunnel alignment	Operation phase	Implemented
<b>Landscape and Visual Impact (Construction Phase)</b>							
Table 5.4	Table 4.2	Re-use of Existing Soil  Existing topsoil shall be re-used where possible for new planting areas within the project. The construction program shall consider	To reduce the volume of soil for disposal	MTRC / Contractor	All Works areas	Construction phase	Implemented

EIA Ref.	EM&A Ref.	Recommended Mitigation Measures	Objectives of the Recommended Measure & Main Concern to Address	Who to implement the measure?	Location of the measure	When to implement the measure?	Implementation Status
		using the soil removed from one phase for backfilling another. Suitable storage ground, gathering ground and mixing ground may be set up on-site as necessary. ▪					
Table 5.4	Table 4.2	No-intrusion Zone  To maximize protection to existing trees, ground vegetation and the associated understory habitats, construction contracts may designate "No-intrusion Zone" to various areas within the site boundary with rigid and durable fencing for each individual no-intrusion zone. The contractor should close monitor and restrict the site working staff not to enter the "no-intrusion zone", even for non-direct construction activities and storage of equipment.	To protect the existing trees, ground vegetation and the associated understory habitats.	MTRC / Contractor	All Works areas	Construction phase	Implemented
Table 5.4	Table 4.2	Decorative Hoarding  Erection of decorative screen hoarding should be designed to be compatible with the existing urban context.	To reduce visual impact due to construction	MTRC / Contractor	All Works areas	Construction phase	Implemented
Table 5.4	Table 4.2	Minimize light pollution and control of night-time glare  All security floodlights for construction sites shall be equipped with adjustable shield, frosted diffusers and reflective covers, and be carefully controlled to minimize light pollution and night-time glare to nearby residences and GIC users. The Contractor shall consider other security measures which shall minimize the visual impacts.	To minimize the visual impacts.	MTRC / Contractor	All Works areas	Construction phase	Implemented
Table 5.4	Table 4.2	Aesthetic design of the conveyor belt system  The removal of excavated material requires installation of a conveyor and a barging point. The conveyor will be covered, except the portion where it meets the barging point. The aim of covering or	To minimize the visual intrusion as well as the air and noise quality issues	MTRC / Contractor	Works areas E & F	Construction phase	Implemented



EIA Ref.	EM&A Ref.	Recommended Mitigation Measures	Objectives of the Recommended Measure & Main Concern to Address	Who to implement the measure?	Location of the measure	When to implement the measure?	Implementation Status
		enclosing the conveyor is to avoid noise and air quality issues; however, the conveyor where above-ground should be adequately screened and /or constructed of suitable materials and in colours/tones that minimize visual intrusion.					
Table 5.4	Table 4.2	<p>Protection of Retained Trees</p> <p>All retained trees should be recorded photographically at the commencement of the Contract, and carefully protected during the construction period. Detailed tree protection specification shall be allowed and included in the Contract Specification, which specifying the tree protection requirement, submission and approval system, and the tree monitoring system.</p> <p>In addition, the Contractor shall be required to submit, for approval, a detailed working method statement for the protection of trees prior to undertaking any works adjacent to all retained trees, including trees in contractor's works areas.</p> <p>All implementation of tree protection works and tree preservation measures shall be supervised by a landscape specialist on site.</p>	To protect the retained trees within the site boundary	MTRC / Contractor	All Works areas	Construction phase	Implemented
Table 5.4	Table 4.2	<p>Protection of Registered Old and Valuable Trees</p> <p>Detailed tree protection measures as stipulated in WBTC No. 29/2004 – Registration of Old and Valuable Trees, and Guidelines for their Preservation, shall be allowed and included in the Contract Specification. All implementation of OVT protection measures shall be supervised by a landscape specialist on site.</p>	To protect the OVT within the site boundary	MTRC / Contractor	All Works areas	Construction phase	Implemented

EIA Ref.	EM&A Ref.	Recommended Mitigation Measures	Objectives of the Recommended Measure & Main Concern to Address	Who to implement the measure?	Location of the measure	When to implement the measure?	Implementation Status
Table 5.4	Table 4.2	<p>Protection of Old Stone Wall-cum-trees</p> <p>Detailed tree protection specification shall be allowed and included in the Contract Specification, which specifying the tree protection requirement, submission and approval system, and the tree monitoring system. All implementation of Old stone wall-cum-trees protection measures shall be supervised by a landscape specialist on site.</p>	To protect the existing trees-cum-wall	MTRC / Contractor	All Works areas	Construction phase	Implemented
<b>Landscape and Visual Impact (Operation Phase)</b>							
Table 5.5	Table 4.3	<p>Tree Transplanting</p> <p>Trees of high to medium survival rate after transplanting to be affected by the works shall be transplanted where possible and practicable. Tree transplanting proposal including final location for transplanted trees will be submitted separately to seek relevant government department's approval.</p>	Tree preservation	MTRC / Contractor	All Works areas	Detail design and operation phase	Implemented
Table 5.5	Table 4.3	<p>Compensation Tree Planting</p> <p>Compensatory tree planting should be provided to compensate for felled trees. Compensatory tree planting proposal including location of compensation will be submitted separately to seek relevant government department's approval.</p>	To reduce impact to existing trees.	MTRC / Contractor	All Works areas	Detail design and operation phase	Being implemented as per planting programme
Table 5.5	Table 4.3	<p>Aesthetic landscape and architectural treatment on Station / Entrance / vent shaft</p> <p>All station entrances, vent shafts and all above ground structures shall be sensitively designed to ensure the element with colour, texture and tonal quality being compatible to the existing urban context, which shall include tree planting where space permits, to minimize the potential adverse landscape and visual impacts. For</p>	To ensure the elements are compatible to the existing urban context and minimize the landscape and	MTRC / Contractor	Stations / Entrances / Vent Shafts	Detail design and operation phase	Being implemented as per construction programme

EIA Ref.	EM&A Ref.	Recommended Mitigation Measures	Objectives of the Recommended Measure & Main Concern to Address	Who to implement the measure?	Location of the measure	When to implement the measure?	Implementation Status
		example, roof greening and vertical greening would be applied where possible subject to technical operational and maintenance constraints.	visual impacts.				
Table 5.5	Table 4.3	Re-instatement of excavated Area All excavated area and disturbed area for utilities diversion, temporary road diversion, and pipeline works shall be reinstated to former conditions or even better, to the satisfaction of the relevant Government departments.	To minimize the visual impacts.	MTRC / Contractor	All Works areas	Operation phase	Implemented
Table 5.5	Table 4.3	Re-provision of public open space Every effort should be made to so that no public open space would be unnecessarily affected by the Project and if affected, they should be reprovided as far as possible and practicable. Sensitive design and re-provision of the affected Public Open Space (Forbes Street Playground, Hill Road Rest Garden, Ki Ling Lane Children's Playground, Mui Fong Street Children Playground, Sai Woo Lane Playground, Centre Street Market Sitting-out Area, King George V Memorial Park) incorporating replacement facilities for those provided at present, using materials of quality suitable for long term use and acceptable to relevant Government authority. Relevant government departments including LCSD and PlanD should be consulted on the design of the re-provisioned public open spaces at the early stage of the design process.	Re-provision of landscape amenity area and facilities	Contractor	All Works areas	Operation phase	Being implemented as per reinstatement programme
<b>Cultural Heritage Impact (Construction Phase)</b>							
S6.45, S6.51-6.55	S 5.4 – 5.11	The construction vibration control limits shall be followed. Compliance monitoring of vibration limits shall be conducted and reported as a requirement of EM&A programme The location and installation of the monitoring stations should be	To minimize vibration impacts on the identified vibration sensitive	MTRC / Contractor	All Works Areas	Detail design, construction and operational	Implemented

EIA Ref.	EM&A Ref.	Recommended Mitigation Measures	Objectives of the Recommended Measure & Main Concern to Address	Who to implement the measure?	Location of the measure	When to implement the measure?	Implementation Status
		discussed and agreed with AMO before installation.	historical buildings.			phase	
S6.46	S5.3	Hoardings or boundary fencing shall be designed in a manner that responds to the existing urban context.	To minimize visual impacts	MTRC / Contractor	All Works Area	Detailed design and operational phase	Implemented
S6.44	S5.12-5.14	Archaeological watching brief shall be conducted for the identification of any historical finds in the directly impacted works areas which might have a potential for finds and remains of archaeological interest to be found. Details of the frequency of inspection shall be provided to AMO for review and comment once the detailed construction programme has been finalized. The inspection should be carried out by the qualified archaeologist who have applied to the Antiquities Authority for a License	To identify any historical finds in the works areas	MTRC / Qualified Archaeologist	Works Area C, H, I, J, J1, J2, J3, M and M2	Construction phase	Implemented
<b>Cultural Heritage Impact (Operation Phase)</b>							
Table 6.2	5.3	Aboveground structures shall be designed in a manner that responds to the existing urban context.	To minimize visual impacts	MTRC / Contractor	Stations / Entrances / Vent Shafts	Detail design and operation phase	Implemented
S6.60	S 5.15	Recommended measures for mitigating operational phase landscape and visual impacts shall be implemented.	To minimize potential visual impact on heritage sites	MTRC / Contractor	Stations / Entrances / Vent Shafts	Detail design and operational phase	Implemented
<b>Waste Management Implications (Construction Phase)</b>							
S7.30	S 6.5	Good site practices  - Nomination of an approved person, such as a site manager, to be responsible for good site practices, arrangements for collection and effective disposal to an appropriate facility, of all wastes generated at the site	To reduce waste management impacts	MTRC / Contractor	All works areas	Construction phase	Implemented

EIA Ref.	EM&A Ref.	Recommended Mitigation Measures	Objectives of the Recommended Measure & Main Concern to Address	Who to implement the measure?	Location of the measure	When to implement the measure?	Implementation Status
		<ul style="list-style-type: none"> <li>- Training of site personnel in proper waste management and chemical handling procedures</li> <li>- Provision of sufficient waste disposal points and regular collection of waste</li> <li>- Appropriate measures to minimise windblown litter and dust during transportation of waste by either covering trucks or by transporting wastes in enclosed containers</li> <li>- Regular cleaning and maintenance programme for drainage systems, sumps and oil interceptors.</li> <li>- Separation of chemical wastes for special handling and appropriate treatment at the Chemical Waste Treatment Centre.</li> </ul>					
S7.31 & S7.32	S 6.6 – S 6.7	<p>Waste reduction measures</p> <ul style="list-style-type: none"> <li>- Sort C&amp;D waste from demolition of existing facilities to recover recyclable portions such as metals</li> <li>- Segregation and storage of different types of waste in different containers, skips or stockpiles to enhance reuse or recycling of materials and their proper disposal</li> <li>- Encourage collection of aluminium cans by providing separate labelled bins to enable this waste to be segregated from other general refuse generated by the work force</li> <li>- Proper storage and site practices to minimise the potential for damage or contamination of construction materials</li> <li>- Plan and stock construction materials carefully to minimise</li> </ul>	To achieve waste reduction	MTRC / Contractor	All works areas	Construction phase	Implemented

EIA Ref.	EM&A Ref.	Recommended Mitigation Measures	Objectives of the Recommended Measure & Main Concern to Address	Who to implement the measure?	Location of the measure	When to implement the measure?	Implementation Status
		<p>amount of waste generated and avoid unnecessary generation of waste.</p> <ul style="list-style-type: none"> <li>- A recording system for the amount of wastes generated, recycled and disposed (including disposal sites) should be proposed</li> <li>- Training should be provided to workers about the concepts of site cleanliness and appropriate waste management procedures, including waste reduction, reuse and recycle.</li> <li>- A Waste Management Plan shall be prepared by the Contractor prior to the commencement of construction work to provide an overall framework for waste management and reduction.</li> </ul>					
S7.34 & S7.35	S 6.9 & S6.10	<p>C&amp;D Material</p> <ul style="list-style-type: none"> <li>- In order to minimise impacts resulting from collection and transportation of C&amp;D material for off-site disposal, the excavated materials arising from station and tunnel construction shall be reused on-site as backfilling material and for landscaping works as far as practicable.</li> <li>- Surplus rock generated from the tunnelling works, shafts/adits construction and the stations cavern construction should be reused in reclamation and site formation projects either in the Mainland or Macau, or disposed of at a PFRF, as agreed with the Secretary of the Public Fill Committee, for other beneficial uses.</li> <li>- C&amp;D waste generated site clearance from the proposed works areas would require disposal to the designated landfill site.</li> <li>- In order to monitor the disposal of inert C&amp;D material and C&amp;D</li> </ul>	To minimize environmental impacts during the handling, transportation and disposal of C&D material	MTRC / Contractor	All works areas	Construction phase	Implemented

EIA Ref.	EM&A Ref.	Recommended Mitigation Measures	Objectives of the Recommended Measure & Main Concern to Address	Who to implement the measure?	Location of the measure	When to implement the measure?	Implementation Status
		<p>waste at PFRFs and landfills, respectively, and to control fly-tipping, a trip-ticket system shall be established in accordance with ETWB TCW No. 31/2004.</p> <ul style="list-style-type: none"> <li>- Material delivered to PFRFs should be of size less than 250mm or other sizes as agreed with the Secretary of the Public Fill Committee.</li> </ul>					
S7.36	S 6.11	<p>General refuse</p> <ul style="list-style-type: none"> <li>- General refuse shall be stored in enclosed bins or compaction units separate from C&amp;D material and chemical wastes.</li> <li>- A reputable waste collector shall be employed by the contractor to remove general refuse from the site, separately from C&amp;D material and chemical wastes. Preferably an enclosed and covered area shall be provided to reduce the occurrence of 'wind blown' light material.</li> </ul>	To minimize environmental impacts during the handling, transportation and disposal of general refuse	MTRC / Contractor	All works areas	Construction phase	Implemented
S7.37	S 6.12	<p>Chemical waste</p> <ul style="list-style-type: none"> <li>- Contractor would be required to register with the EPD as a chemical waste producer and to follow the guidelines stated in the <i>Code of Practice on the Packaging, Labelling and Storage of Chemical Wastes</i>.</li> <li>- Good quality containers compatible with the chemical wastes shall be used, and incompatible chemicals shall be stored separately.</li> <li>- Appropriate labels shall be securely attached on each chemical waste container indicating the corresponding chemical characteristics of the waste, such as explosive, flammable, oxidizing, irritant, toxic, harmful, corrosive, etc.</li> </ul>	To minimize environmental impacts during the handling, transportation and disposal of chemical refuse	MTRC / Contractor	All works areas	Construction phase	Implemented

EIA Ref.	EM&A Ref.	Recommended Mitigation Measures	Objectives of the Recommended Measure & Main Concern to Address	Who to implement the measure?	Location of the measure	When to implement the measure?	Implementation Status
		- The Contractor shall use a licensed collector to transport and dispose of the chemical wastes, either to the approved Chemical Waste Treatment Centre, or another licensed facility, in accordance with the <i>Waste Disposal (Chemical Waste) (General) Regulation</i> .					
<b>Waste Management Implications (Operation Phase)</b>							
S7.39	S 6.11	General Refuse and Industrial Waste <ul style="list-style-type: none"> <li>A reputable waste collector should be employed to remove general refuse and industrial wastes from the stations on a daily basis to minimise odour, pest and litter impacts.</li> </ul>	Storage and handling of waste	MTRC	Stations and entrances	Operational stage	Being implemented in operation phase
S7.40	S 6.12	Chemical Waste <ul style="list-style-type: none"> <li>The requirements given in the <i>Code of Practice on the Packaging, Labelling and Storage of Chemical Wastes</i> should be followed in handling of these chemical wastes.</li> <li>A trip-ticket system should be operated in accordance with the <i>Waste Disposal (Chemical Waste) (General) Regulation</i> to monitor all movements of chemical wastes which would be collected by a licensed collector to a licensed facility for final treatment and disposal.</li> <li>The guidelines covered under the construction phase mitigation of chemical wastes should be referred.</li> </ul>	Storage and handling of the chemical waste to avoid environmental and health hazard	MTRC	Stations and entrances	Operational stage	Being implemented in operation phase
<b>Water Quality Impact (Construction Phase)</b>							



EIA Ref.	EM&A Ref.	Recommended Mitigation Measures	Objectives of the Recommended Measure & Main Concern to Address	Who to implement the measure?	Location of the measure	When to implement the measure?	Implementation Status
S9.31	S 8.4	<p>Construction Site Run-off and Drainage</p> <p>The site practices outlined in ProPECC PN 1/94 "Construction Site Drainage" should be followed as far as practicable in order to minimise surface runoff and the chance of erosion. The following measures are recommended to protect water quality and sensitive uses of the coastal area i.e. WSD flushing water intakes along the harbour front, and when properly implemented should be sufficient to adequately control site discharges so as to avoid water quality impacts:</p> <ul style="list-style-type: none"> <li>- At the start of site establishment (including the barging facilities), perimeter cut-off drains to direct off-site water around the site shall be constructed with internal drainage works and erosion and sedimentation control facilities implemented. Channels (both temporary and permanent drainage pipes and culverts), earth bunds or sand bag barriers shall be provided on site to direct stormwater to silt removal facilities. The design of the temporary on-site drainage system would be undertaken by the contractor prior to the commencement of construction.</li> <li>- The dikes or embankments for flood protection should be implemented around the boundaries of earthwork areas. Temporary ditches should be provided to facilitate the runoff discharge into an appropriate watercourse, through a site/sediment trap. The sediment/silt traps should be incorporated in the permanent drainage channels to enhance deposition rates</li> <li>- Sand/silt removal facilities such as sand/silt traps and sediment basins shall be provided to remove sand/silt particles from runoff to meet the requirements of the TM standards under the WPCO. The design of efficient silt removal facilities shall be based on the guidelines in Appendix A1 of ProPECC PN 1/94, which states that the retention time for silt/sand traps shall be 5</li> </ul>	To minimize water quality impacts	MTRC / Contractor	All works areas	Construction phase	Implemented

EIA Ref.	EM&A Ref.	Recommended Mitigation Measures	Objectives of the Recommended Measure & Main Concern to Address	Who to implement the measure?	Location of the measure	When to implement the measure?	Implementation Status
		<p>minutes under maximum flow conditions. Sizes may vary depending upon the flow rate, but for a flowrate of 0.1m<sup>3</sup>/s a sedimentation basin of 30m<sup>3</sup> would be required and for a flow rate of 0.5 m<sup>3</sup>/s the basin would be 150m<sup>3</sup>. The detailed design of the sand/silt traps shall be undertaken by the contractor prior to the commencement of construction.</p> <ul style="list-style-type: none"> <li>- All drainage facilities and erosion and sediment control structures shall be regularly inspected and maintained to ensure proper and efficient operation at all times and particularly during rainstorms. Deposited silt and grit shall be regularly removed, at the onset of and after each rainstorm to ensure that these facilities are functioning properly at all times.</li> <li>- Measures shall be taken to minimize the ingress of site drainage into excavations. If excavation of trenches in wet periods is necessary, they should be dug and backfilled in short sections wherever practicable. Water pumped out from foundation excavations shall be discharged into storm drains via silt removal facilities.</li> <li>- If surface excavation works cannot be avoided during the wet season (April to September), temporarily exposed slope/soil surfaces shall be covered by a tarpaulin or other means, as far as practicable, and temporary access roads shall be protected by crushed stone or gravel, as excavation proceeds. Interception channels shall be provided (e.g. along the crest/edge of the excavation) to prevent storm runoff from washing across exposed soil surfaces. Arrangements shall always be in place to ensure that adequate surface protection measures can be safely carried out well before the arrival of a rainstorm. Other measures that need to be implemented before, during and after rainstorms are summarized in ProPECC PN 1/94.</li> <li>- The overall slope of the site should be kept to a minimum to</li> </ul>					

EIA Ref.	EM&A Ref.	Recommended Mitigation Measures	Objectives of the Recommended Measure & Main Concern to Address	Who to implement the measure?	Location of the measure	When to implement the measure?	Implementation Status
		<p>reduce the erosive potential of surface water flows, and all trafficked areas and access roads protected by coarse stone ballast. An additional advantage accruing from the use of crushed stone is the positive traction gained during prolonged periods of inclement weather and the reduction of surface sheet flows</p> <ul style="list-style-type: none"> <li>- All vehicles and plant shall be cleaned before leaving a construction site to ensure no earth, mud, debris and the like is deposited by them on roads. An adequately designed and sited wheel washing facility shall be provided at every construction site exit where practicable. Wash-water shall have sand and silt settled out and removed at least on a weekly basis to ensure the continued efficiency of the process. The section of access road leading to, and exiting from, the wheel-wash bay to the public road shall be paved with sufficient backfill toward the wheel-wash bay to prevent vehicle tracking of soil and silty water to public roads and drains.</li> <li>- Open stockpiles of construction materials or construction wastes on-site should be covered with tarpaulin or similar fabric during rainstorms. Measures should be taken to prevent the washing away of construction materials, soil, silt or debris into any drainage system.</li> <li>- Manholes (including newly constructed ones) should always be adequately covered and temporarily sealed so as to prevent silt, construction materials or debris being washed into the drainage system and storm runoff being directed into foul sewers.</li> <li>- Precautions be taken at any time of year when rainstorms are likely, actions to be taken when a rainstorm is imminent or forecasted, and actions to be taken during or after rainstorms are summarised in Appendix A2 of ProPECC PN 1/94.</li> </ul>					

EIA Ref.	EM&A Ref.	Recommended Mitigation Measures	Objectives of the Recommended Measure & Main Concern to Address	Who to implement the measure?	Location of the measure	When to implement the measure?	Implementation Status
		<p>Particular attention should be paid to the control of silty surface runoff during storm events, especially for areas located near steep slopes.</p> <ul style="list-style-type: none"> <li>- Bentonite slurries used in diaphragm wall construction shall be reconditioned and reused wherever practicable. Temporary enclosed storage locations shall be provided on-site for any unused bentonite that needs to be transported away after all the related construction activities are completed. The requirements in ProPECC PN 1/94 shall be adhered to in the handling and disposal of bentonite slurries.</li> </ul>					
S9.32 & S9.33	S 8.5 & S 8.6	<p>General Construction Activities</p> <ul style="list-style-type: none"> <li>- Construction solid waste, debris and refuse generated on-site shall be collected, handled and disposed of properly to avoid entering any nearby stormwater drain. Stockpiles of cement and other construction materials shall be kept covered when not being used. Requirements of the solid waste management are described in Section 7 of this EIA Report.</li> <li>- Oils and fuels shall only be used and stored in designated areas which have pollution prevention facilities. To prevent spillage of fuels and solvents to nearby stormwater drain, all fuel tanks and storage areas shall be provided with locks and be sited on sealed areas, within bunds of a capacity equal to 110% of the storage capacity of the largest tank. The bund shall be drained of rainwater after a rain event.</li> </ul>	To minimize water quality impacts	MTRC / Contractor	All works areas	Construction phase	Implemented
S9.34	S 8.7	<p>Sewage from Construction Workforce</p> <ul style="list-style-type: none"> <li>- Temporary sanitary facilities, such as portable chemical toilets, shall be employed on-site where necessary to handle sewage from the workforce. A licensed contractor should be employed to provide appropriate and adequate portable toilets and would be responsible for appropriate disposal of waste matter and</li> </ul>	To minimize water quality impacts	MTRC / Contractor	All works areas with on-site sanitary facilities	Construction phase	Implemented

EIA Ref.	EM&A Ref.	Recommended Mitigation Measures	Objectives of the Recommended Measure & Main Concern to Address	Who to implement the measure?	Location of the measure	When to implement the measure?	Implementation Status
		maintenance of these facilities.					
S9.35	S 8.8	<p>Tunnelling Wastewater Discharge</p> <p>Wastewater with a high level of suspended solids should be treated before discharge by settlement in tanks with sufficient retention time. Oil interceptors would also be required to remove the oil, lubricants and grease from the wastewater. In case of very high levels of suspended solids, an on-site pre-packaged treatment plant may be required with the addition of flocculants to improve the settlement of solids. A discharge licence under the WPCO would be required for discharge to the stormwater drain. It may be a stipulation of the WPCO licence to require the Contractor to monitor the quality / quantity of the discharge to show compliance with the conditions of the licence.</p>	To minimize water quality impacts	MTRC / Contractor	All works areas with tunneling works	Construction phase	Implemented
S9.36	S8.9	<p>Groundwater Monitoring</p> <p>Monitoring of groundwater table shall be conducted on a weekly basis and recharge wells will be installed.</p>	To control the potential impact on tree walls at Forbes Street due to groundwater drawdown induced by tunneling	MTRC / Contractor	Works Areas C & D	Construction phase	Implemented
<b>Water Quality Impact (Operation Phase)</b>							
S9.27	S8.10-S8.11	<p>Runoff from Rail Track and operational tunnel drainage</p> <ul style="list-style-type: none"> <li>- The tunnel wall would be equipped with water-tight liner and designed for no seepage.</li> <li>- Standard designed silt trap or grease trap (if necessary) and oil interceptor would be provided to remove the oil, lubricants, grease, silt and grit from the tunnel runoff before discharge into</li> </ul>	To control runoff from rail track and tunnel seepage	MTRC	Tunnels and rail tracks	Operation phase	Being implemented in operation phase

EIA Ref.	EM&A Ref.	Recommended Mitigation Measures	Objectives of the Recommended Measure & Main Concern to Address	Who to implement the measure?	Location of the measure	When to implement the measure?	Implementation Status
S9.37	S8.12-S8.14	<p>stormwater drainage.</p> <ul style="list-style-type: none"> <li>- Track drainage channels discharge should pass through oil/grit interceptors/chambers to remove oil, grease and sediment before being pumped to the public stormwater drainage system.</li> <li>- The silt traps and oil interceptors should be cleaned and maintained regularly.</li> <li>- Oily contents of the oil interceptors should be transferred to an appropriate disposal facility, or to be collected for reuse, if possible.</li> </ul>					
S9.27	S8.15-S8.16	<p>Sewage from Station</p> <ul style="list-style-type: none"> <li>- Sewage and wastewater effluents generated from the staff at stations and food and beverage outlets, if any, would be connected to the existing foul sewerage system.</li> <li>- Runoff from cleaning activities at the stations which would enter floor drains would also be connected to the foul sewer.</li> </ul>	To control sewage from stations	MTRC	WIL Stations	Operation phase	Being implemented in operation phase
<b>Hazard to Life</b>							
S10	S10.1	Blasting activities regarding transport, storage and use of explosives should be supervised and audited by competent site staff to ensure strict compliance with the blasting permit conditions.	To ensure that the risks from the proposed explosives storage, handling and transport would be acceptable	MTRC / Contractor	Works areas at which explosives would be stored and/or used.	Construction phase	Implemented

EIA Ref.	EM&A Ref.	Recommended Mitigation Measures	Objectives of the Recommended Measure & Main Concern to Address	Who to implement the measure?	Location of the measure	When to implement the measure?	Implementation Status
S10	S10.1	Delivery vehicles shall not be permitted to remain unattended within the magazine. In addition, they shall not be allowed to park overnight, or when not in use, within the magazine and its audits	To reduce the risk of fire within the magazine	MTRC / Contractor	Explosive Magazine	Operational phase	Implemented
S10	S10.1	Blast doors or heavy duty blast curtains should be installed at the access adits and shafts to prevent flyrock, and control the air over-pressure	To reduce the risk of injury due to flyrock during the WIL construction	MTRC / Contractor	At suitable locations, access adits and shafts	Construction phase	Implemented
S10	S10.1	Detonators shall not be transported in the same vehicle with other Class 1 explosives	To reduce the risk of explosion during the transport of cartridged emulsion	MTRC / Contractor	-	Construction phase	Implemented
<b>Air Quality (Construction Phase)</b>							
Table 11.6	Table 9.5	<p>Rock Crushing Plants</p> <p>The unloading process would be undertaken within enclosed rock crushing facility. Water spraying would be provided at the unloading point.</p> <p>The crushing process is the secondary crushing. The rock crushing plant is enclosed and water spraying system would be installed. Dust extraction and collection system with 80% dust removal efficiency would be provided.</p> <p>The crushed stone/rock would be screened by the screening and sorting facility before transporting to the temporary stockpile via enclosed conveyor. Water spraying system would be installed. Dust extraction and collection system with 80% dust removal efficiency would be provided.</p>	To minimize dust impacts	MTRC / Contractor	Rock crushing plants at works areas B and E	Construction phase	Implemented at Works Area E
Table 11.7	Table 9.6	<p>Temporary Stockpiles</p> <p>Kennedy Town Abattoir Site:</p>	To minimize dust impacts	MTRC / Contractor	Temporary stockpiles at works	Construction phase	Implemented

EIA Ref.	EM&A Ref.	Recommended Mitigation Measures	Objectives of the Recommended Measure & Main Concern to Address	Who to implement the measure?	Location of the measure	When to implement the measure?	Implementation Status
		<p>Loading point – Loading of crushed materials from rock crushing facility onto stockpile</p> <ul style="list-style-type: none"> <li>- The transportation would be via an enclosed conveyor belt system and water spraying and flexible dust curtains would be provided at the loading point to suppress the dust impact.</li> </ul> <p>Storage of materials - Active area for loading &amp; unloading materials</p> <ul style="list-style-type: none"> <li>- The active area would be minimized to 20% of the total area of the stock piles. The 80% inactive area would be well covered with impervious sheeting. Water spraying system would be applied on the active area and watering with complete coverage of active area four times a day would be required.</li> </ul> <p>Transportation of materials to Barging Point 1</p> <ul style="list-style-type: none"> <li>- Wheel wash facilities provided at the site exit. The vehicles would be washed before leaving the stockpiles. The spoils would also be well covered before leaving the site in order to minimise generation of dusty materials.</li> <li>- The haul roads within the site would be all paved and water spraying would be provided to keep the wet condition.</li> </ul> <p>Western PCWA:</p> <p>Loading point – Loading of crushed materials from rock crushing facility onto stockpile</p> <ul style="list-style-type: none"> <li>- The transportation would be via an enclosed conveyor belt system and water spraying and flexible dust curtains would be provided at the loading point to suppress the dust impact.</li> </ul> <p>Storage of materials - Active area for loading &amp; unloading materials</p> <ul style="list-style-type: none"> <li>- Water spraying system would be applied on the active area and watering with complete of active area four times a day would be required.</li> </ul>			areas B and E		



EIA Ref.	EM&A Ref.	Recommended Mitigation Measures	Objectives of the Recommended Measure & Main Concern to Address	Who to implement the measure?	Location of the measure	When to implement the measure?	Implementation Status
		<p>Transportation of materials to Barging Point 2</p> <ul style="list-style-type: none"> <li>- The vehicles would be washed before leaving the stockpiles. The spoils would also be well covered before leaving the site in order to minimise generation of dusty materials.</li> <li>- The haul road would be paved and water spraying would be provided to keep the wet condition</li> </ul>					
Table 11.8	Table 9.7	<p>Barging Facilities</p> <p>Kennedy Town Abattoir Site</p> <p>Transportation of spoils to Barging Point 1</p> <ul style="list-style-type: none"> <li>- All road surfaces within the barging facilities would be paved and water spraying would be provided to keep the wet condition.</li> </ul> <p>Unloading of spoil materials</p> <ul style="list-style-type: none"> <li>- The unloading process would be undertaken within enclosed tipping hall. Flexible dust curtains and water spraying would be provided at the discharge point for dust suppression.</li> </ul> <p>Vehicles leaving the barging facility</p> <ul style="list-style-type: none"> <li>- Vehicle wheel washing facilities provided at site exit</li> </ul> <p>Western PCWA</p> <p>Transportation of spoils to Barging Point 2</p> <ul style="list-style-type: none"> <li>- All road surfaces within the barging facilities would be paved and water spraying would be provided to keep the wet condition.</li> </ul> <p>Unloading of spoil materials from trucks to Barging Point 2</p> <ul style="list-style-type: none"> <li>- The unloading process should be undertaken within the enclosed tipping hall. Flexible dust curtains and water spraying would be provided at the discharge point for dust suppression.</li> </ul> <p>Unloading of spoil materials from enclosed tipping hall to Barging</p>	To minimize dust impacts	MTRC / Contractor	Barging points at works areas B and E	Construction phase	Implemented

EIA Ref.	EM&A Ref.	Recommended Mitigation Measures	Objectives of the Recommended Measure & Main Concern to Address	Who to implement the measure?	Location of the measure	When to implement the measure?	Implementation Status
		<p>Point 3</p> <ul style="list-style-type: none"> <li>The tipping hall would be enclosed structure. The conveyor from tipping hall to the Barging Point 3 would be enclosed. Water spraying and flexible dust curtains would be provided at the receiving point of the tipping hall. Flexible dust curtains and water spraying would be provided at the discharge point of barging facilities for dust suppression.</li> </ul> <p>Vehicles leaving the barging facility</p> <ul style="list-style-type: none"> <li>Vehicle wheel washing facilities provided at site exit</li> </ul>					
Table 11.9	S 9.26	<p>Rock Crushing Plant at Kennedy Town Abattoir Site</p> <ul style="list-style-type: none"> <li>Dust extraction and collection system (80% dust removal efficiency) should be installed at the rock crushing facility and the discharge point is located at least 39m away from the west boundary of the rock crushing facility under the preliminary design</li> </ul>	To minimize dust impacts	MTRC / Contractor	Rock Crushing Plant at works area B - Kennedy Town Abattoir Site	Construction phase	N/A
Table 11.10	S 9.27	<p>Works areas at KET station construction site</p> <p>Active operating area of 50%</p> <p>Watering four times a day with complete coverage of active construction area</p>	To minimize dust impacts	MTRC / Contractor	Works area A, C and D	Construction phase	Implemented
Table 11.10	S9.27	<p>Open work areas at temporary magazine site</p> <p>Active operating area of 50%</p> <p>Watering two times a day with complete coverage of active construction area</p>	To minimize dust impacts	MTRC / Contractor	Open works area at magazine site	Construction phase	Implemented
S 11.42	S 9.28	For both rock crushing plants, the requirements and mitigation measures stipulated in the <i>Guidance Note on the Best Practicable</i>	To minimize dust impacts	MTRC / Contractor	Rock crushing	Construction phase	Implemented

EIA Ref.	EM&A Ref.	Recommended Mitigation Measures	Objectives of the Recommended Measure & Main Concern to Address	Who to implement the measure?	Location of the measure	When to implement the measure?	Implementation Status
		<i>Means for Mineral Works (Stone Crushing Plants) BPM 11/1</i> should be followed and implemented.			plants		
S 11.42	S 9.28	<p>Dust suppression measures stipulated in the Air Pollution Control (Construction Dust) Regulation and good site practices:</p> <ul style="list-style-type: none"> <li>- Use of regular watering, with complete coverage, to reduce dust emissions from exposed site surfaces and unpaved roads, particularly during dry weather.</li> <li>- Use of frequent watering for particularly dusty construction areas and areas close to ASRs.</li> <li>- Side enclosure and covering of any aggregate or dusty material storage piles to reduce emissions. Where this is not practicable owing to frequent usage, watering shall be applied to aggregate fines.</li> <li>- Open stockpiles shall be avoided or covered. Where possible, prevent placing dusty material storage piles near ASRs.</li> <li>- Tarpaulin covering of all dusty vehicle loads transported to, from and between site locations.</li> <li>- Establishment and use of vehicle wheel and body washing facilities at the exit points of the site.</li> <li>- Provision of wind shield and dust extraction units or similar dust mitigation measures at the loading points, and use of water sprinklers at the loading area where dust generation is likely during the loading process of loose material, particularly in dry seasons/ periods.</li> <li>- Imposition of speed controls for vehicles on unpaved site roads. 8 kilometers per hour is the recommended limit.</li> <li>- Where possible, routing of vehicles and positioning of</li> </ul>	To minimize dust impacts	MTRC / Contractor	All works areas	Construction phase	Implemented

EIA Ref.	EM&A Ref.	Recommended Mitigation Measures	Objectives of the Recommended Measure & Main Concern to Address	Who to implement the measure?	Location of the measure	When to implement the measure?	Implementation Status
		<p>construction plant shall be at the maximum possible distance from ASRs.</p> <ul style="list-style-type: none"> <li>- Every stock of more than 20 bags of cement or dry pulverised fuel ash (PFA) shall be covered entirely by impervious sheeting or placed in an area sheltered on the top and the 3 sides.</li> <li>- Cement or dry PFA delivered in bulk shall be stored in a closed silo fitted with an audible high level alarm which is interlocked with the material filling line and no overfilling is allowed.</li> <li>- Loading, unloading, transfer, handling or storage of bulk cement or dry PFA shall be carried out in a totally enclosed system or facility, and any vent or exhaust shall be fitted with an effective fabric filter or equivalent air pollution control system.</li> </ul>					

Table C2

**Implementation Schedule Specific for Works Area MA - Underground Magazine Site  
(Status as of 9 January 2015)**

EIA Ref.	EM&A Ref.	Recommended Mitigation Measures	Objectives of the Recommended Measure & Main Concern to Address	Who to implement the measure?	Location of the measure	When to implement the measure?	Reference
<b>Ecological Impact (Construction Phase)</b>							
App.2.3 – S. 6.1		Proposed works shall be designed to avoid or minimize direct impacts to natural habitats in the works area wherever possible.	To protect the natural habitats in the works area	MTRC / Contractor	Works Area MA	Design and construction of the magazine site	Implemented
App.2.3 – S. 6.2		Planting of vegetation shall be provided to compensate for the unavoidable loss of tall shrubland and woodland habitats. It shall be provided to re-vegetate the areas which would be 1m beyond the security fencing and temporarily affected by the construction works (e.g. slope works, erecting security fence) after the construction phase. The plant species selected for re-vegetation shall make reference to the existing habitats.	To compensate for the ecological impacts associated with the loss of vegetation	MTRC / Contractor	Works Area MA	Construction phase of the magazine site	Implemented
App.2.3 – S. 6.2		Suitable plants, preferably with native species, shall be planted within the boundary of the completed magazine site to compensate for unavoidable loss of understorey vegetation resulting from the proposed works on-site after the decommissioning of the magazine site. The compensatory planting shall make use of native plant species with flowers/fruits to attract wildlife.	To compensate for the ecological impacts associated with the loss of vegetation	MTRC / Contractor	Works Area MA	After completing the construction of the magazine site	Implemented
App.2.3 – S. 6.3		The two individuals of Hong Kong Pavetta ( <i>Pavetta hongkongensis</i> ) located within the footprint of the proposed tunnel portal and access entrance shall be transplanted to a suitable nearby tall shrubland or woodland habitats. Transplantation shall be supervised by a suitably qualified ecologist/horticulturalist	To protect the 2 species from the proposed works within the works area	MTRC / Contractor	Works Area MA	Prior to the construction phase of the magazine site	Implemented
App.2.3 – S. 6.4		The trees located within the works area shall be preserved as far as practicable. If tree felling is unavoidable, feasibility of tree transplantation and compensatory planting shall be explored shall be implemented.	To protect the existing trees within the works area	MTRC / Contractor	Works Area MA	Prior to the construction phase of the	Implemented

EIA Ref.	EM&A Ref.	Recommended Mitigation Measures	Objectives of the Recommended Measure & Main Concern to Address	Who to implement the measure?	Location of the measure	When to implement the measure?	Reference
						magazine site	
App.2.3 – S. 6.5		All the existing trees and species of conservation importance (i.e. the two identified Silver-back <i>Artocarpus</i> , <i>Artocarpus hypargyreus</i> ) located near the proposed works site shall be fenced off and the trunk shall be protected with hessian sacking as far as possible.	To protect the existing trees and the species of conservation importance near the works area	MTRC / Contractor	Works Area MA	Construction and operation phase of the magazine site	Implemented
App.2.3 – S. 6.6		Noise control measures including the use of quiet excavation methods, quiet construction plant and temporary noise barriers shall be implemented	To minimize the noise disturbance to the wildlife near the works area	MTRC / Contractor	Works Area MA	Construction and operation phase of the magazine site	Implemented
App.2.3 – S. 6.7		Standard good site practice measures shall be implemented, including <ul style="list-style-type: none"> <li>• Placement of equipment or stockpile in designated works areas and access routes selected on existing disturbed land to minimise disturbance to natural habitats.</li> <li>• Construction activities should be restricted to work areas that would be clearly demarcated. The work areas should be reinstated after completion of the works.</li> <li>• Waste skips should be provided to collect general refuse and construction wastes. The wastes would be disposed of timely and properly off-site.</li> <li>• General drainage arrangements should include sediment and oil traps to collect and control construction site run-off.</li> <li>• Open burning on works sites is illegal, and should be strictly prohibited.</li> </ul>	To minimize ecological impacts	MTRC / Contractor	Works Area MA	Construction and operation phase of the magazine site	Implemented

**Table C3 Implementation Schedule Specific for Works Area B – Kennedy Town Abattoir and Incinerator Area  
(Status as of 9 January 2015)**

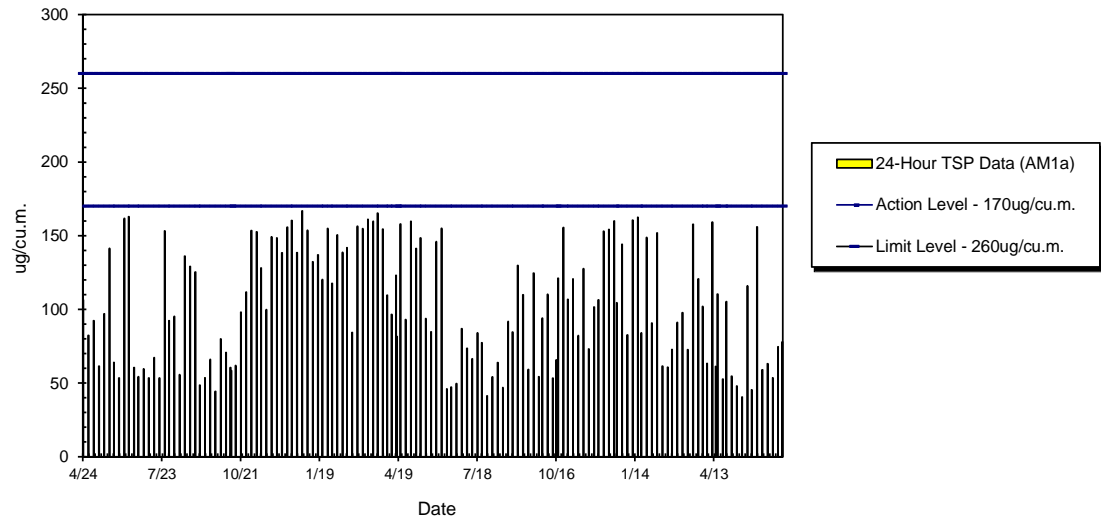
<b>Recommended Mitigation Measures</b>	<b>Objectives of the Recommended Measure &amp; Main Concern to Address</b>	<b>Who to implement the measure?</b>	<b>Location of the measure</b>	<b>When to implement the measure?</b>	<b>Reference</b>
The existing ground slab/pavement within the works area shall be kept intact.	To minimize human health risk associated with the contaminated soil and groundwater in the works area.	MTRC / Contractor	Works Area B	Construction phase	Implemented
A reinforced concrete paving of no less than 200mm thick for the cleared site shall be provided after the demolition and clearance works. A debonding layer shall be placed between the existing and new concrete slabs to allow the latter to be removed prior to the former.	To minimize human health risk associated with the contaminated soil and groundwater in the works area.	MTRC / Contractor	Works Area B	Construction phase	Implemented
Monthly site inspection shall be conducted to ensure the integrity of the existing and/or the new paving layer. Any surface cracks identified shall be filled out such that underneath soil would not be exposed.	To minimize human health risk associated with the contaminated soil and groundwater in the works area.	MTRC / Contractor	Works Area B	Construction phase	Being implemented
A clear void between the structure slab of the site office and the ground surface shall be created, i.e. the site office is a raised structure.	To allow ventilation by natural air movements to dilute the contaminant vapour released from the soil and groundwater.	MTRC / Contractor	Works Area B	During the construction of the site offices	Implemented
Incorporate gas-resistant membranes into the raised floor of the site office.	To prevent contaminant vapour under the floor slab from entering the site office to protect the staff working in the site office.	MTRC / Contractor	Works Area B	During the construction of the site offices	Implemented
Site hoardings shall be erected around the works area, and they shall be properly maintained to restrict access of trespassers.	To protect the trespassers from the contaminated soil and groundwater in the works area.	MTRC / Contractor	Works Area B	Construction phase	Implemented

## Appendix D

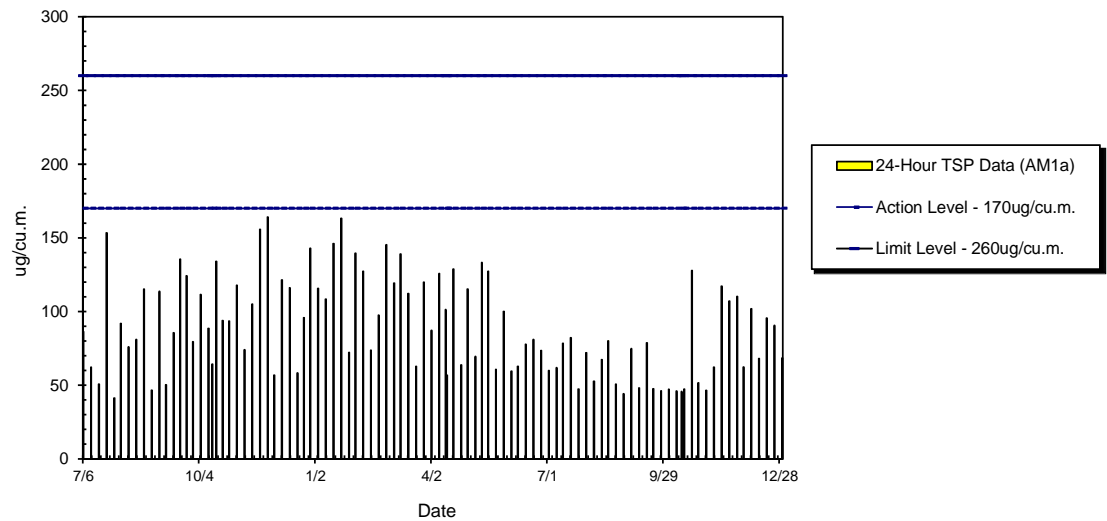
### Impact Monitoring Graphical Plots

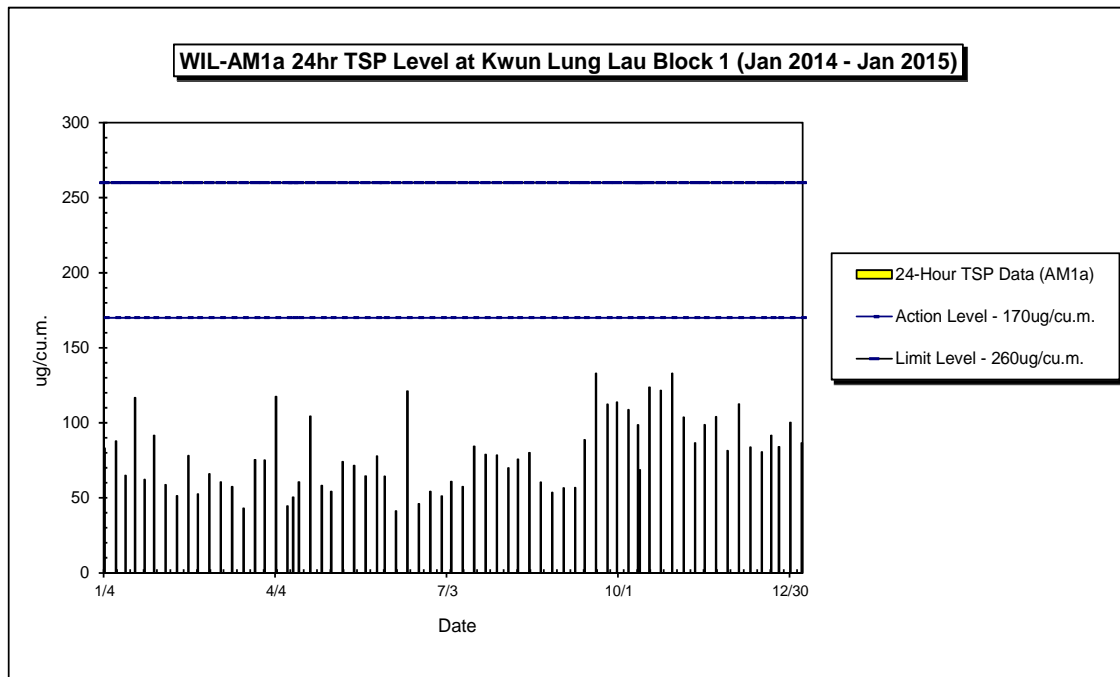


**WIL-AM1a 24hr TSP Level at Kwun Lung Lau Block 1 (Apr 2010 - Jun 2012)**



**WIL-AM1a 24hr TSP Level at Kwun Lung Lau Block 1 (Jul 2012 - Dec 2013)**



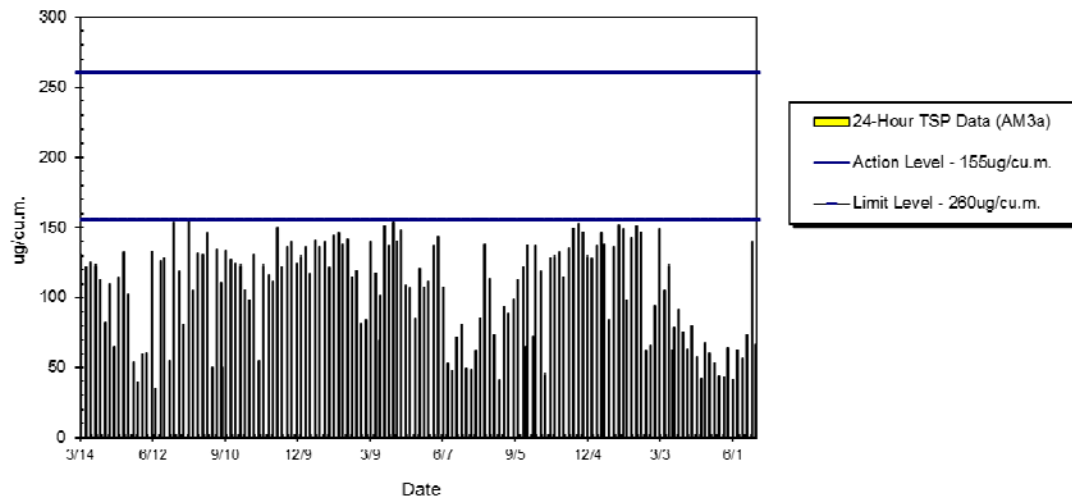


### Annotation

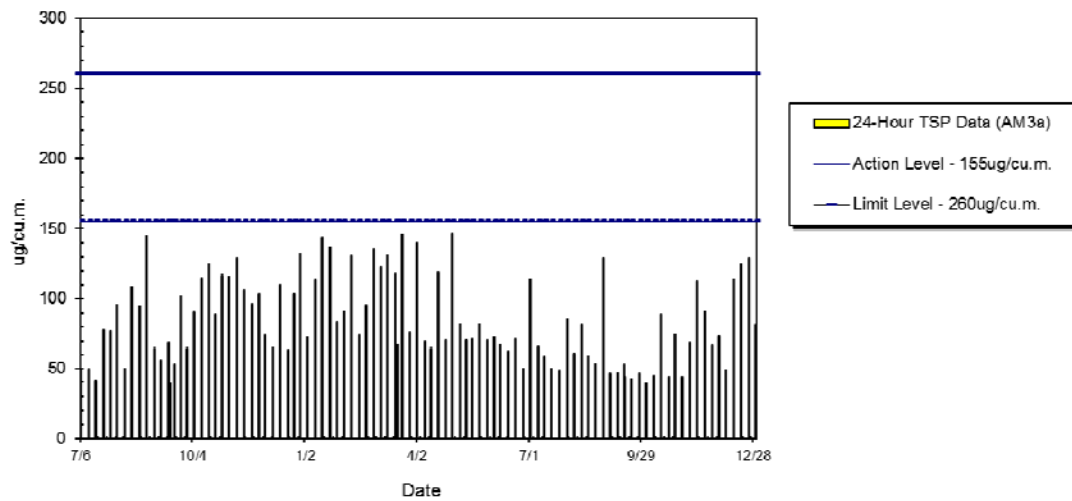
Major Activities:      a. Piling and Excavation (April 2010 to June 2012)  
                                  b. Station construction (March 2012 to March 2014)  
                                  c. Finishing works and BS installation (July 2013 to September 2014)

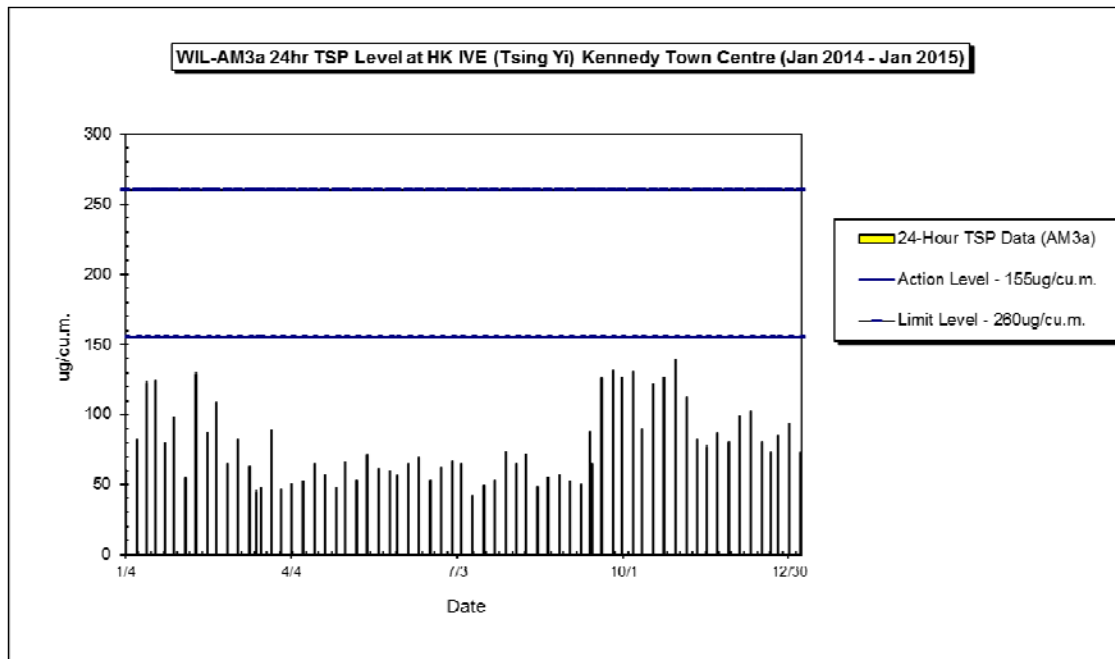
Weather Conditions:    Typical fine and occasionally raining during the monitoring periods

**WIL-AM3a 24hr TSP Level at HK IVE (Tsing Yi) Kennedy Town Centre (Mar 2010 - Jun 2012)**



**WIL-AM3a 24hr TSP Level at HK IVE (Tsing Yi) Kennedy Town Centre (Jul 2012 - Dec 2013)**



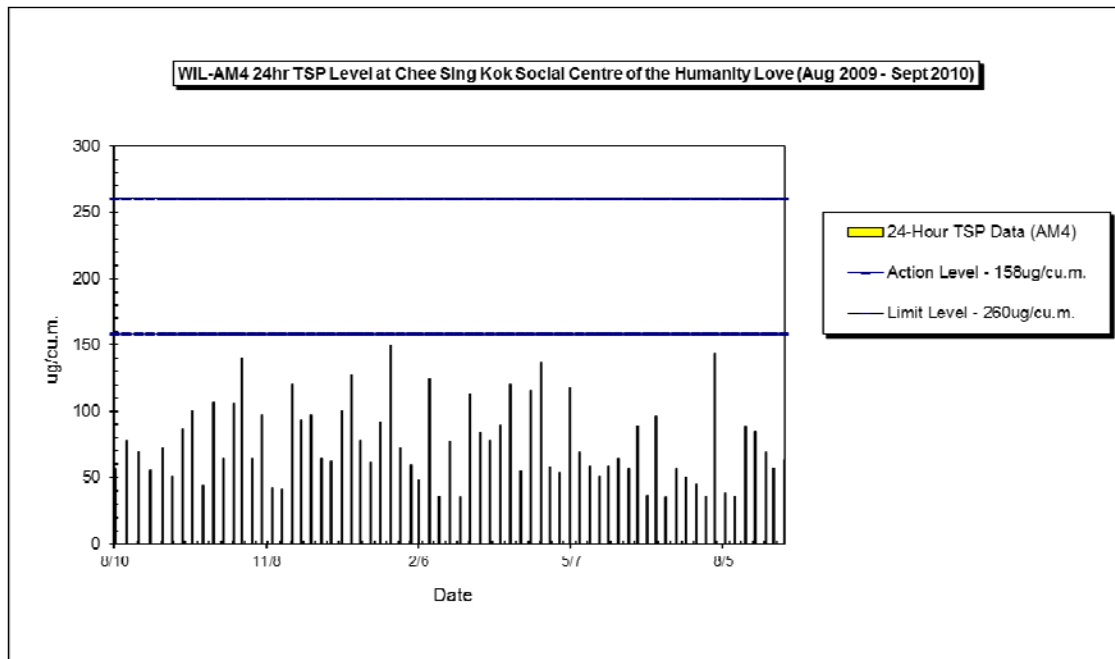


#### Annotation

Major Activities:

- a. Shaft construction (March 2010 to December 2011)
- b. Access for tunnel excavation and construction (January 2012 to June 2013)
- c. Access for materials delivery (July 2013 to September 2014)

Weather Conditions: Typical fine and occasionally raining during the monitoring periods

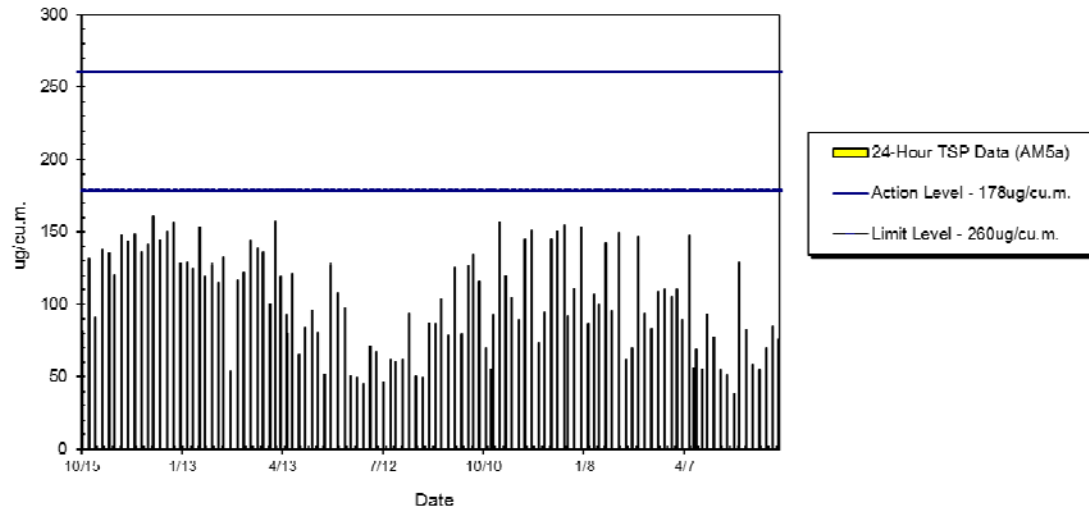


#### Annotation

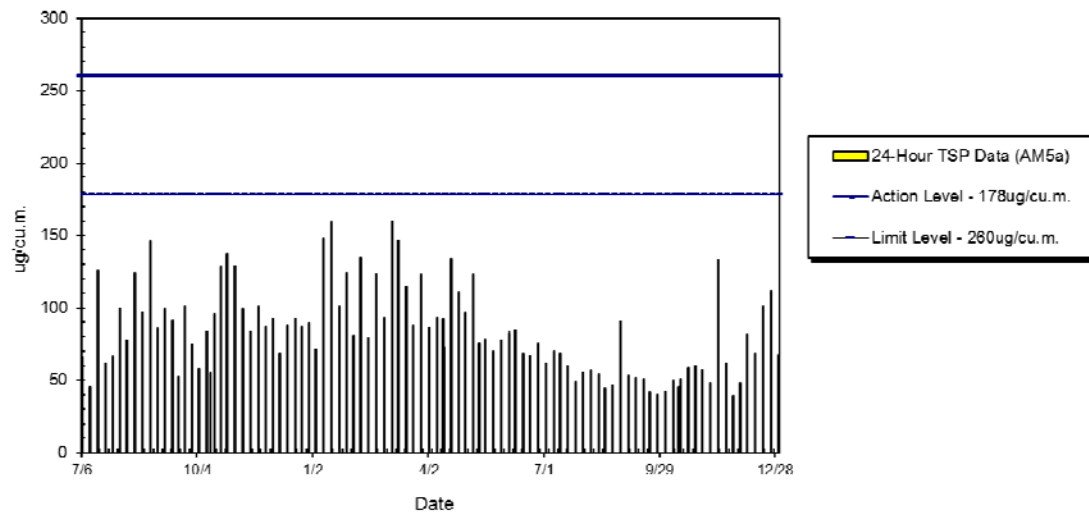
Major Activities: a. Magazine/tunnel excavation and construction (August 2009 to June 2010)  
b. Finishing works and BS installation (May 2010 to August 2010)

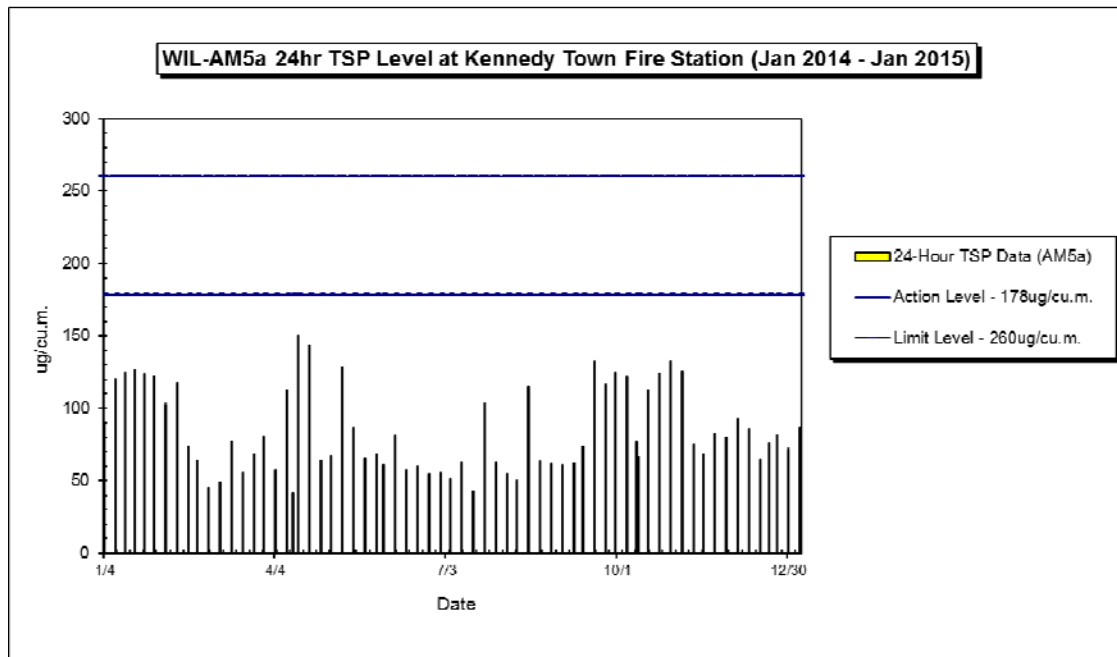
Weather Conditions: Typical fine and occasionally raining during the monitoring periods

**WIL-AM5a 24hr TSP Level at Kennedy Town Fire Station (Oct 2010 - Jun 2012)**



**WIL-AM5a 24hr TSP Level at Kennedy Town Fire Station (Jul 2012 - Dec 2013)**





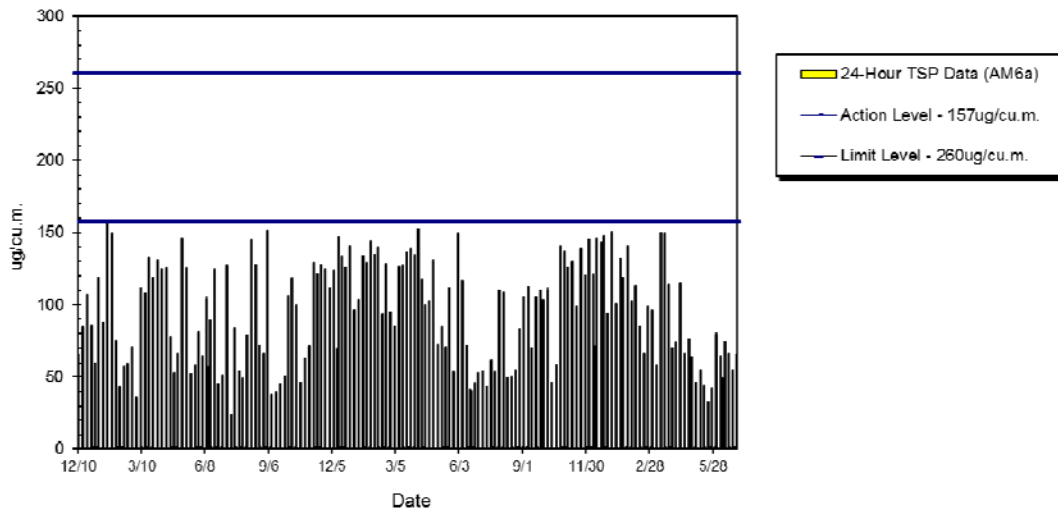
#### Annotation

Major Activities:

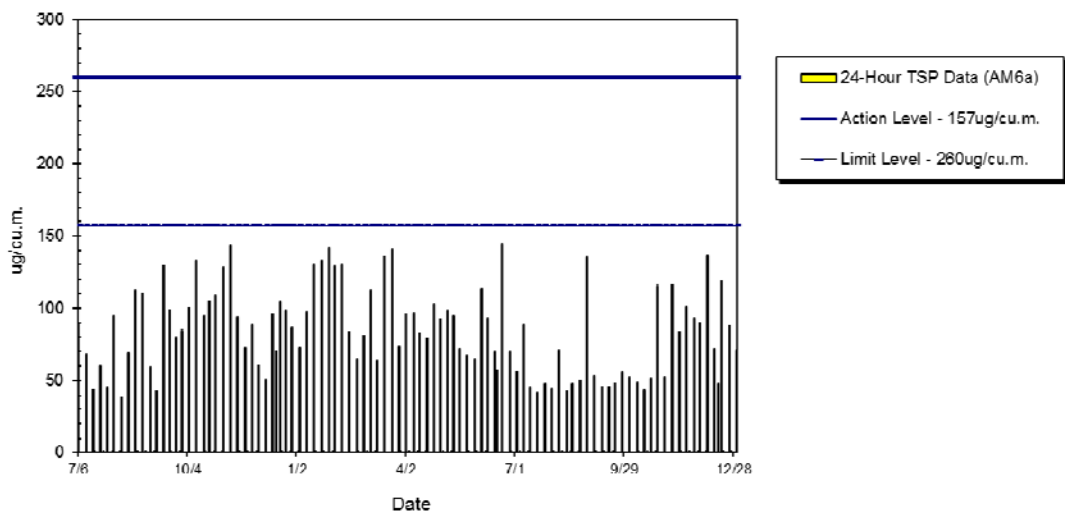
- Barging point construction (October 2010)
- Barging point operation (November 2010 to July 2014)
- Barging point dismantling (November 2014)

Weather Conditions: Typical fine and occasionally raining during the monitoring periods

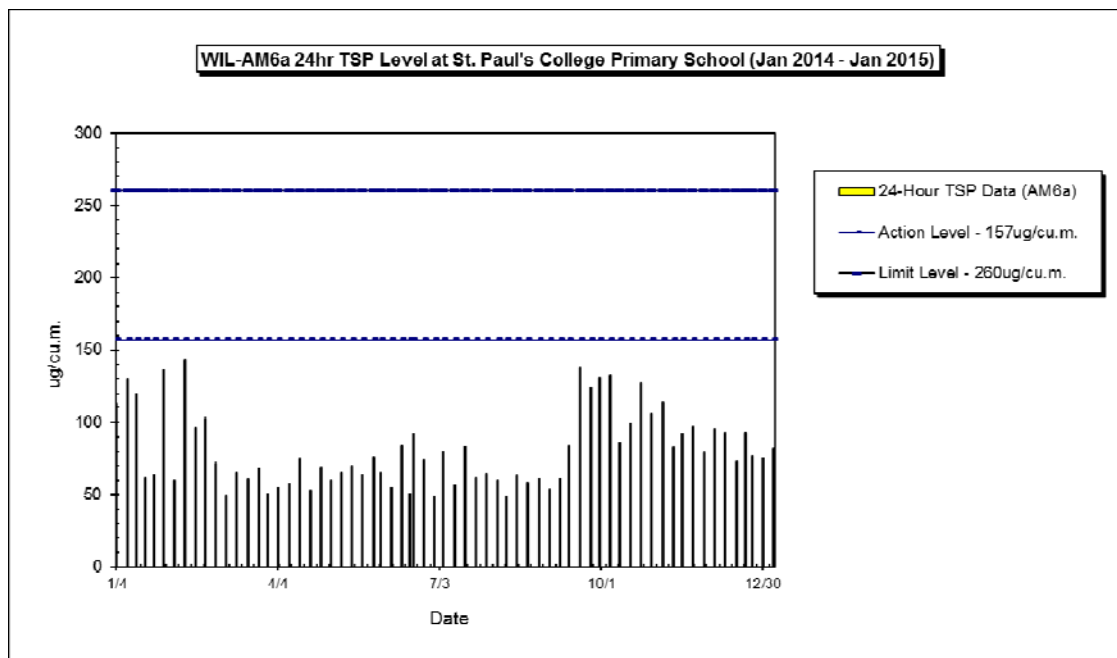
**WIL-AM6a 24hr TSP Level at St. Paul's College Primary School (Dec 2009 - Jun 2012)**



**WIL-AM6a 24hr TSP Level at St. Paul's College Primary School (Jul 2012 - Dec 2013)**







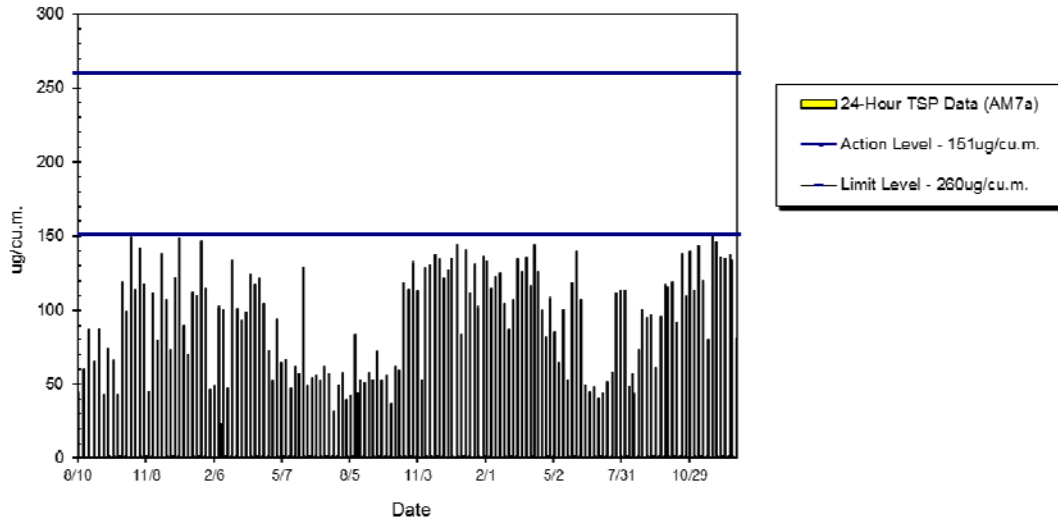
#### Annotation

Major Activities:

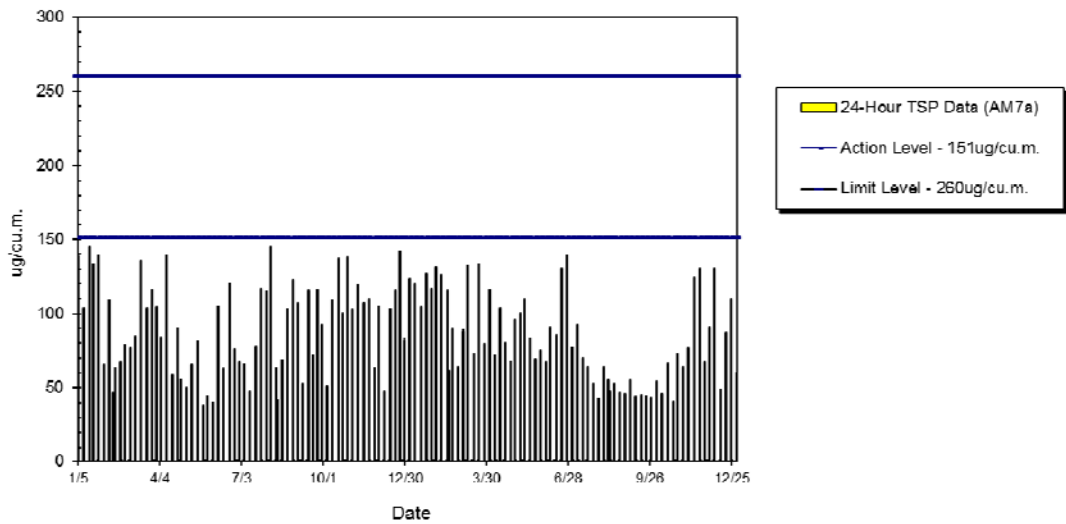
- a. Site preparation and slope work (December 2009 to September 2010)
- b. Piling and excavation (October 2010 to March 2013)
- c. Shaft construction (April 2013 to July 2014)
- d. Entrance construction and finishing work (August 2014 to December 2014)

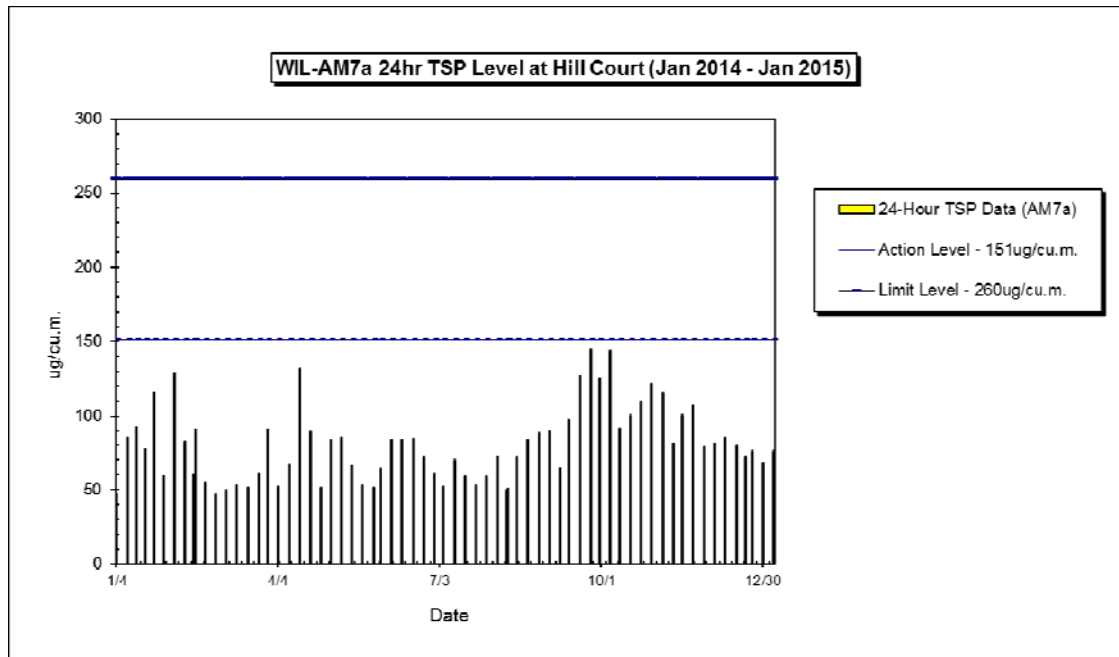
Weather Conditions: Typical fine and occasionally raining during the monitoring periods

**WIL-AM7a 24hr TSP Level at Hill Court (Aug 2009 - Dec 2011)**



**WIL-AM7a 24hr TSP Level at Hill Court (Jan 2012 - Dec 2013)**





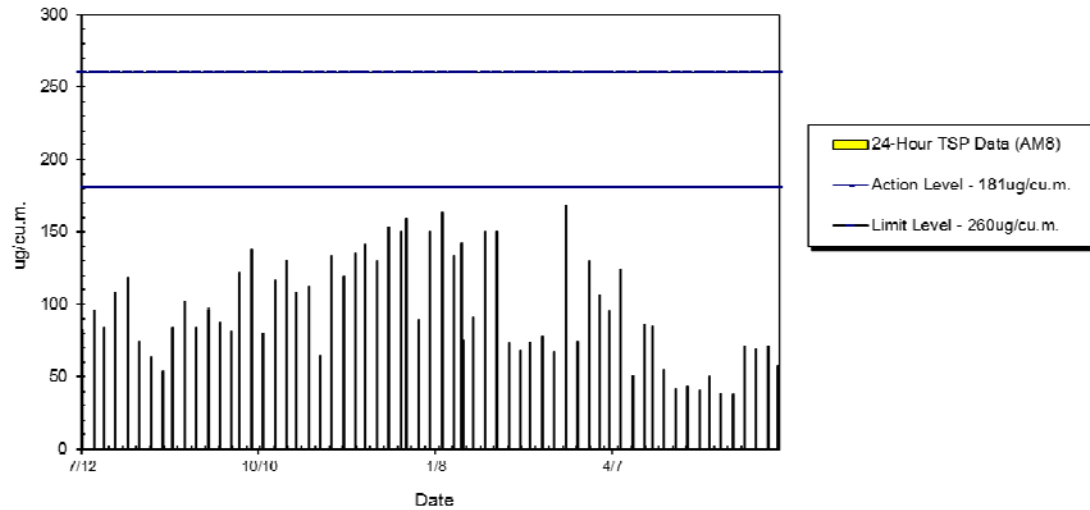
### Annotation

Major Activities:

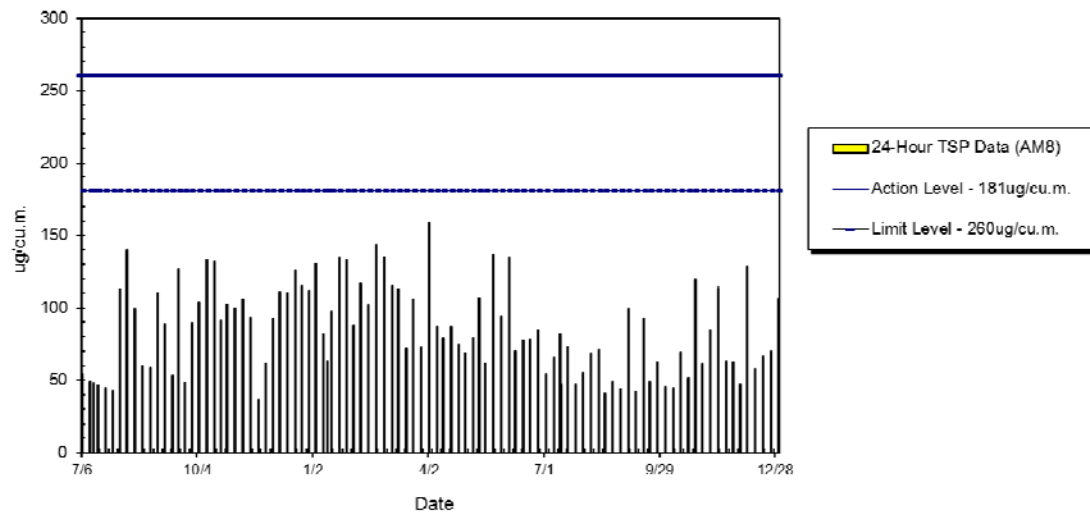
- a. Shaft construction (August 2009 to November 2010)
- b. Access for station/tunnels excavation (December 2010 to June 2012)
- c. Access for station/tunnels construction (January 2012 to June 2013)
- d. Access for materials delivery (June 2013 to September 2014)

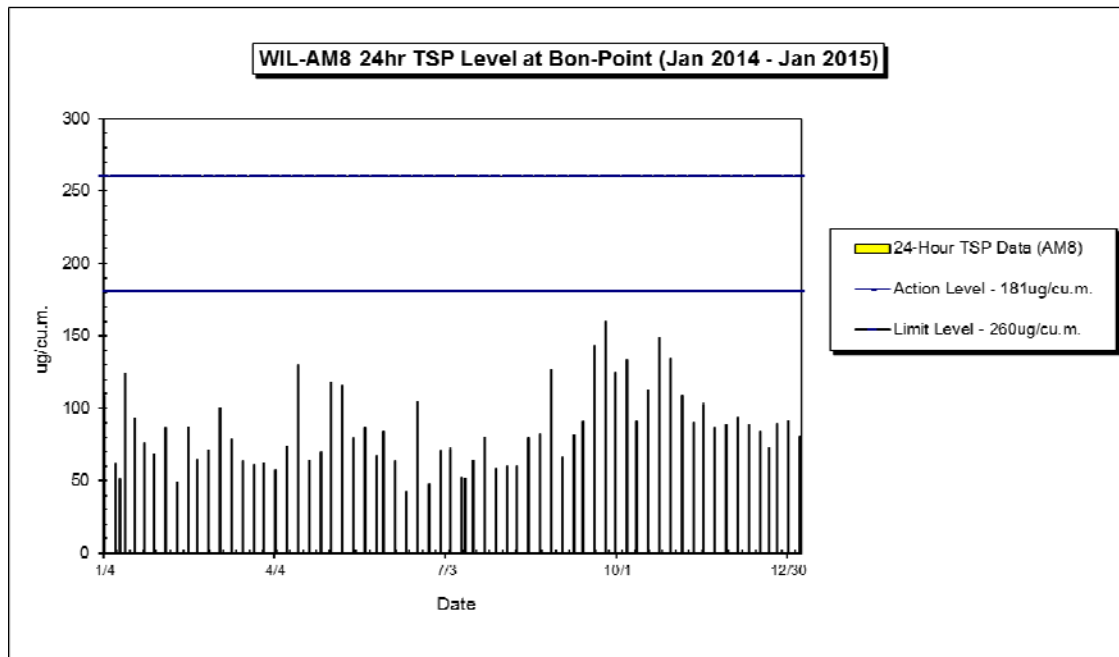
Weather Conditions: Typical fine and occasionally raining during the monitoring periods

**WIL-AM8 24hr TSP Level at Bon-Point (Jul 2011 - Jun 2012)**



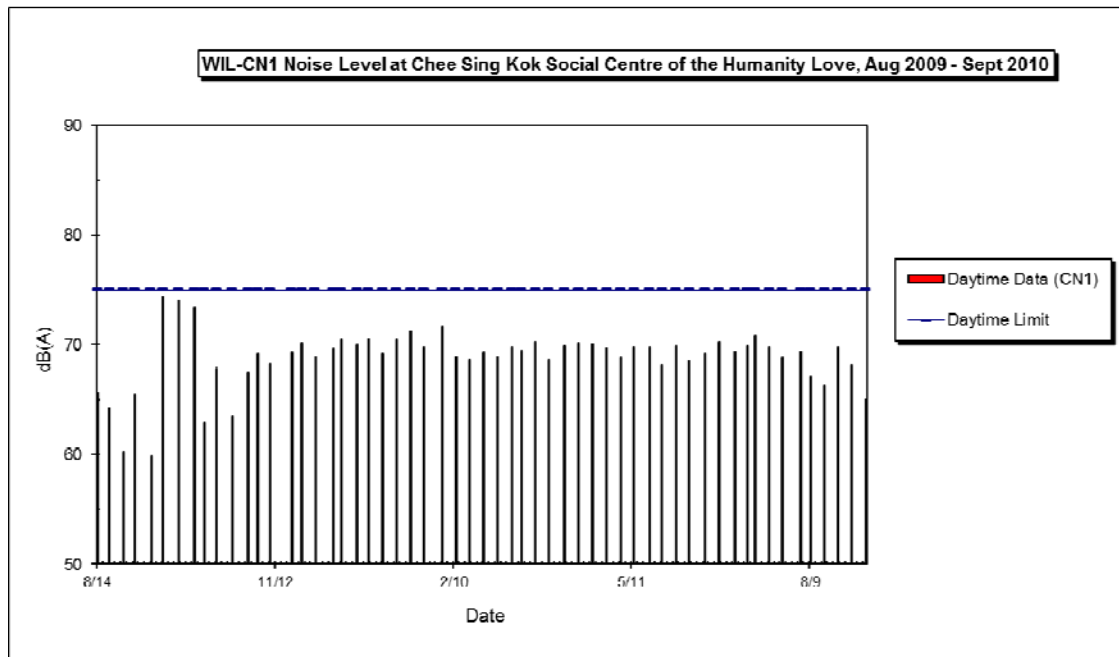
**WIL-AM8 24hr TSP Level at Bon-Point (Jul 2012 - Dec 2013)**





#### Annotation

- Major Activities:
- a. Piling and shaft excavation (July 2011 to December 2013)
  - b. Shaft construction (January 2014 to June 2014)
  - c. Entrance construction and finishing work (July 2014 to December 2014)
- Weather Conditions: Typical fine and occasionally raining during the monitoring periods

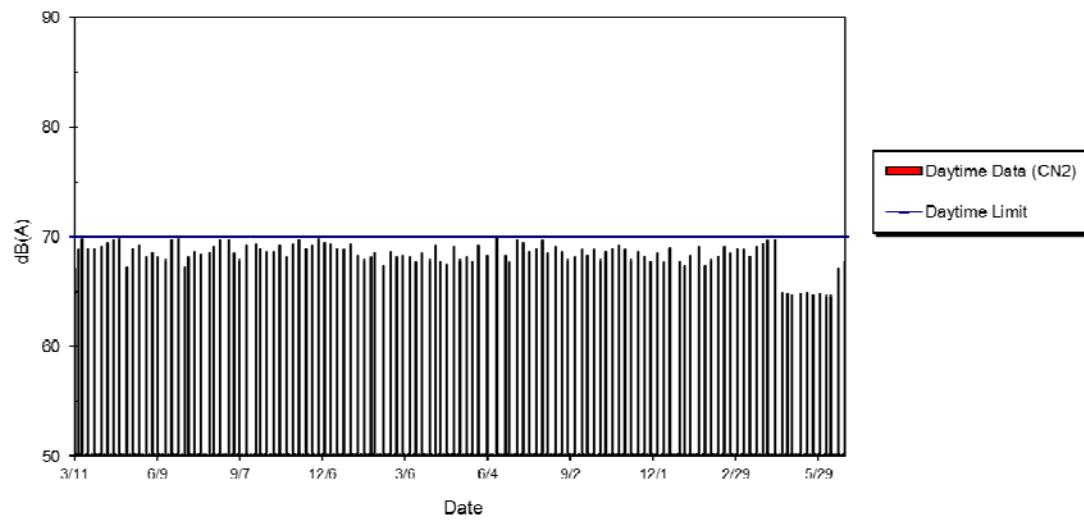


#### Annotation

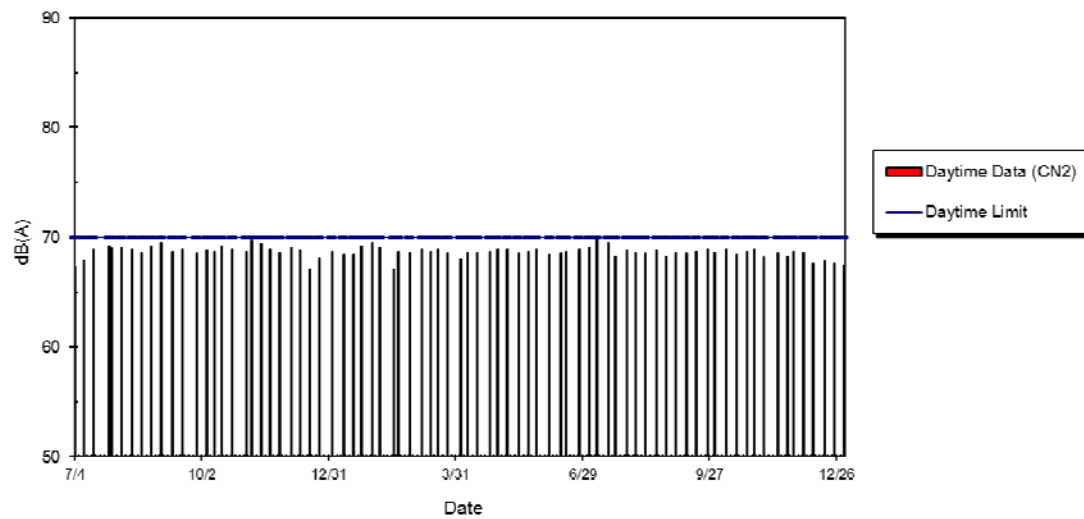
Major Activities:      a. Magazine/tunnel excavation and construction (August 2009 to June 2010)  
                                  b. Finishing works and BS installation (May 2010 to August 2010)

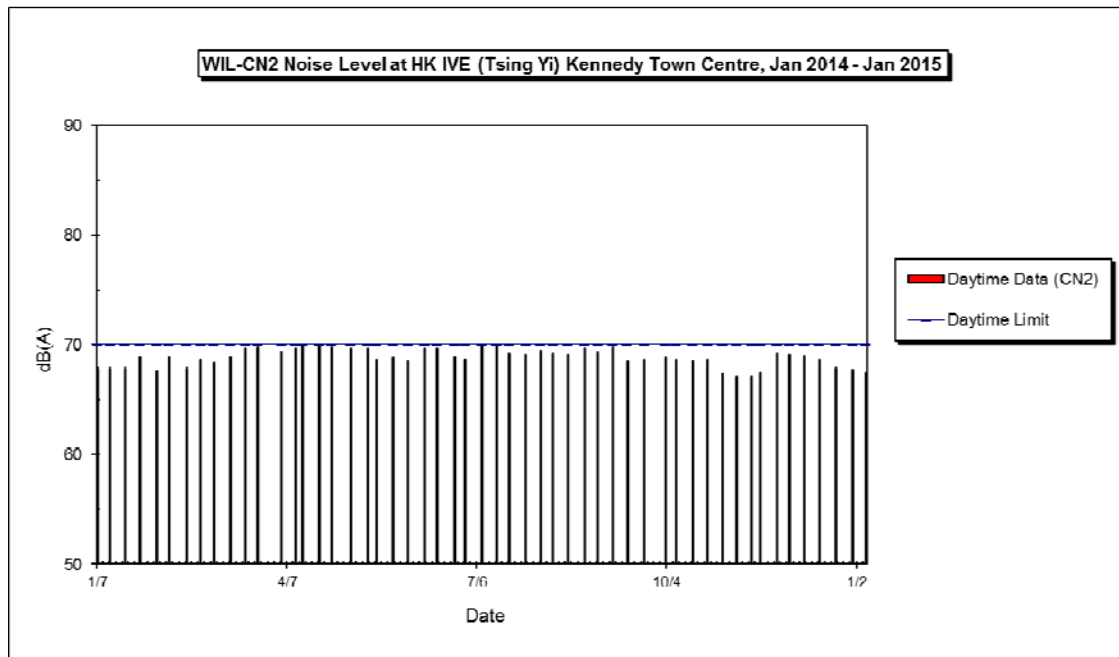
Weather Conditions:    Typical fine and occasionally raining during the monitoring periods

**WIL-CN2 Noise Level at HK IVE (Tsing Yi) Kennedy Town Centre, Mar 2010 - Jun 2012**



**WIL-CN2 Noise Level at HK IVE (Tsing Yi) Kennedy Town Centre, Jul 2012 - Dec 2013**





#### Annotation

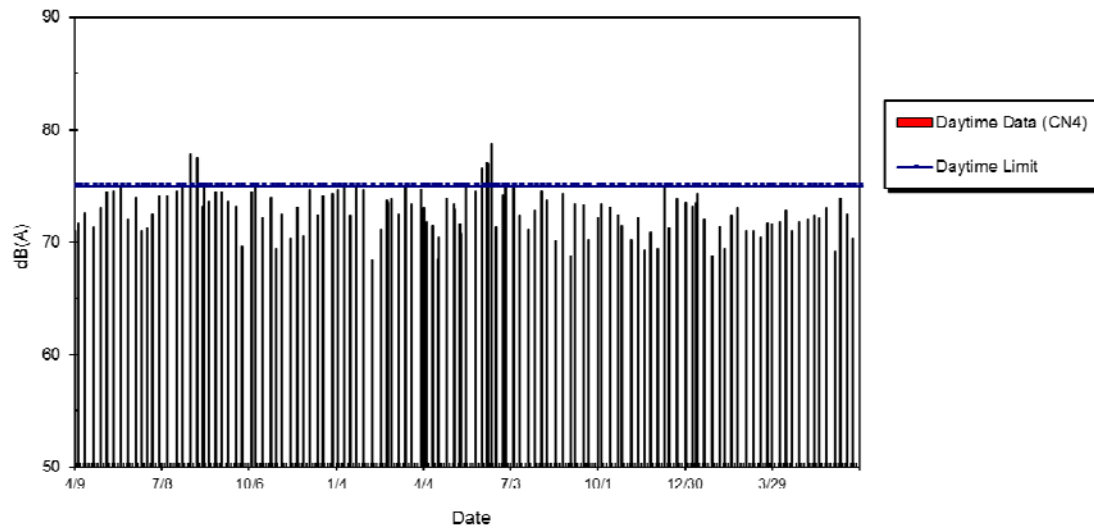
Major Activities:

- a. Shaft construction (March 2010 to December 2011)
- b. Access for tunnel excavation and construction (January 2012 to June 2013)
- c. Access for materials delivery (July 2013 to September 2014)

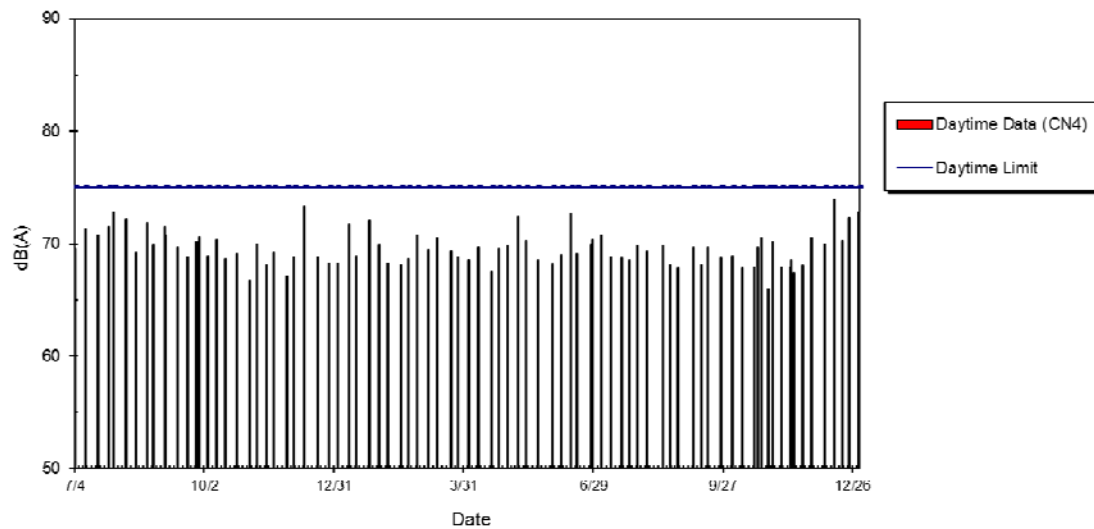
Weather Conditions: Typical fine and occasionally raining during the monitoring periods

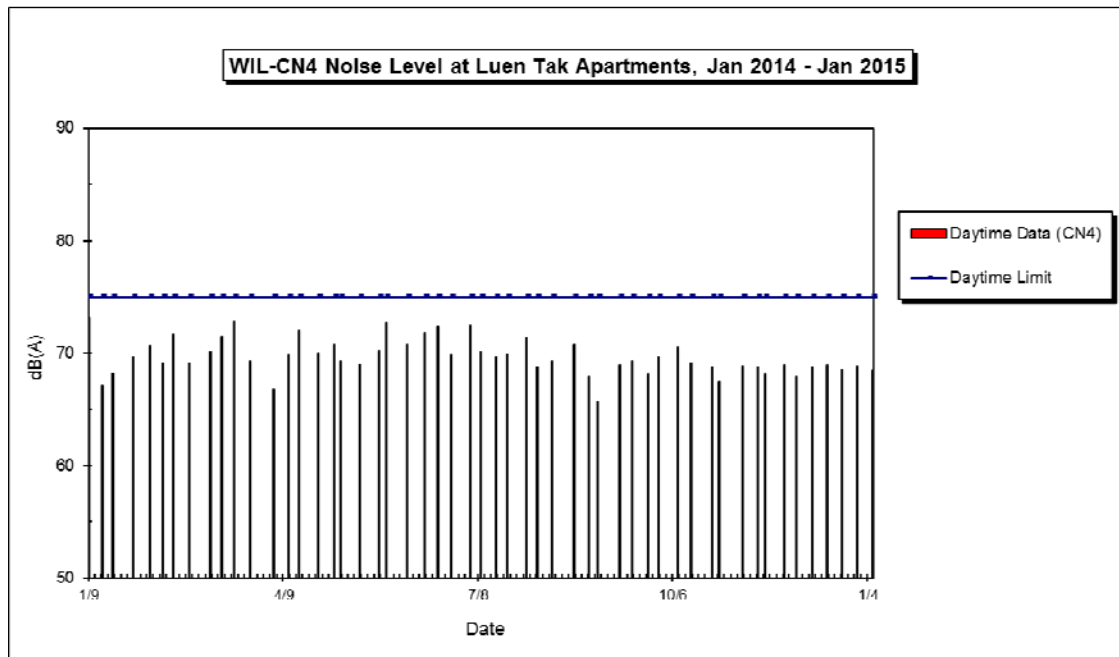


WIL-CN4 Noise Level at Luen Tak Apartments, Apr 2010 - Jun 2012



WIL-CN4 Noise Level at Luen Tak Apartments, Jul 2012 - Dec 2013

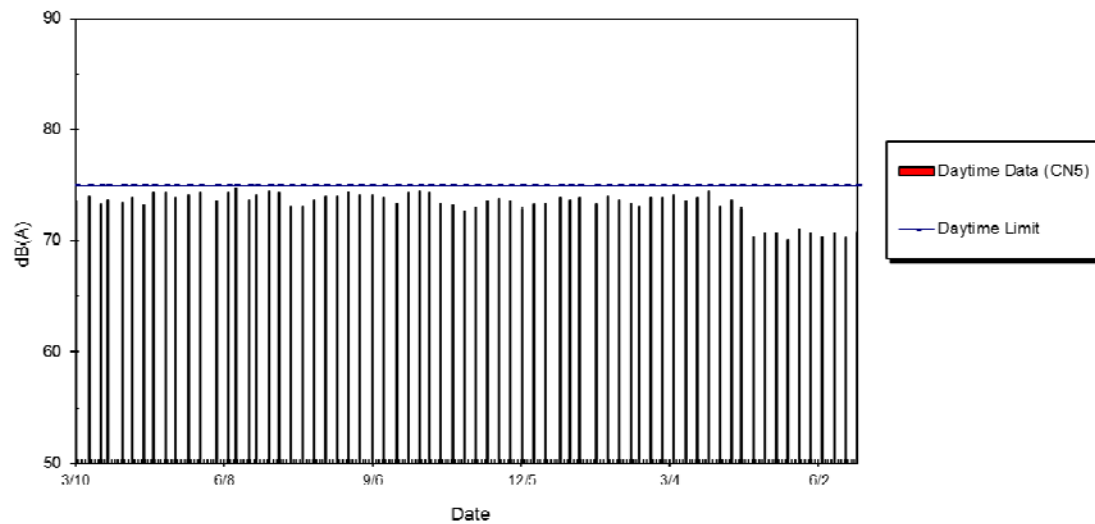




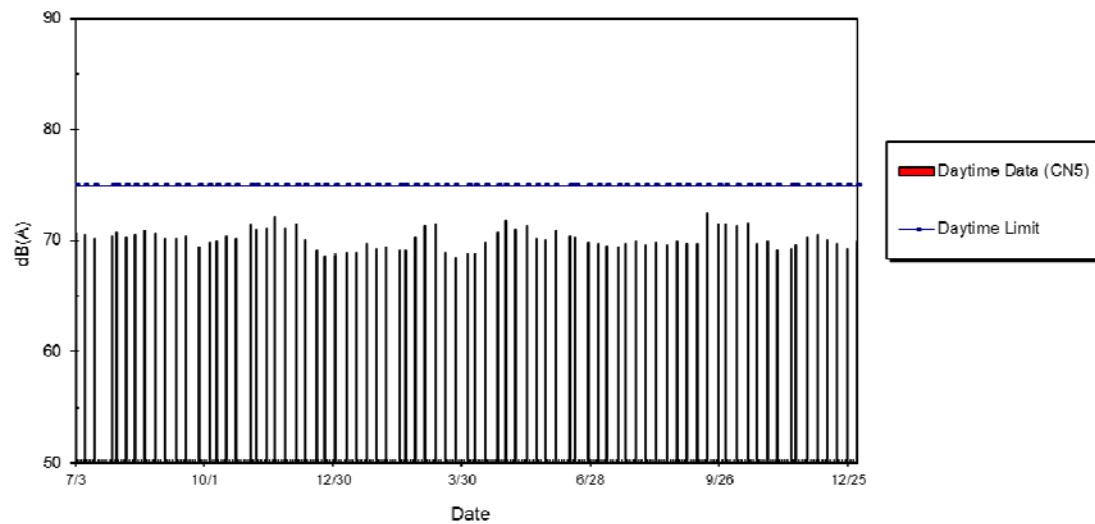
#### Annotation

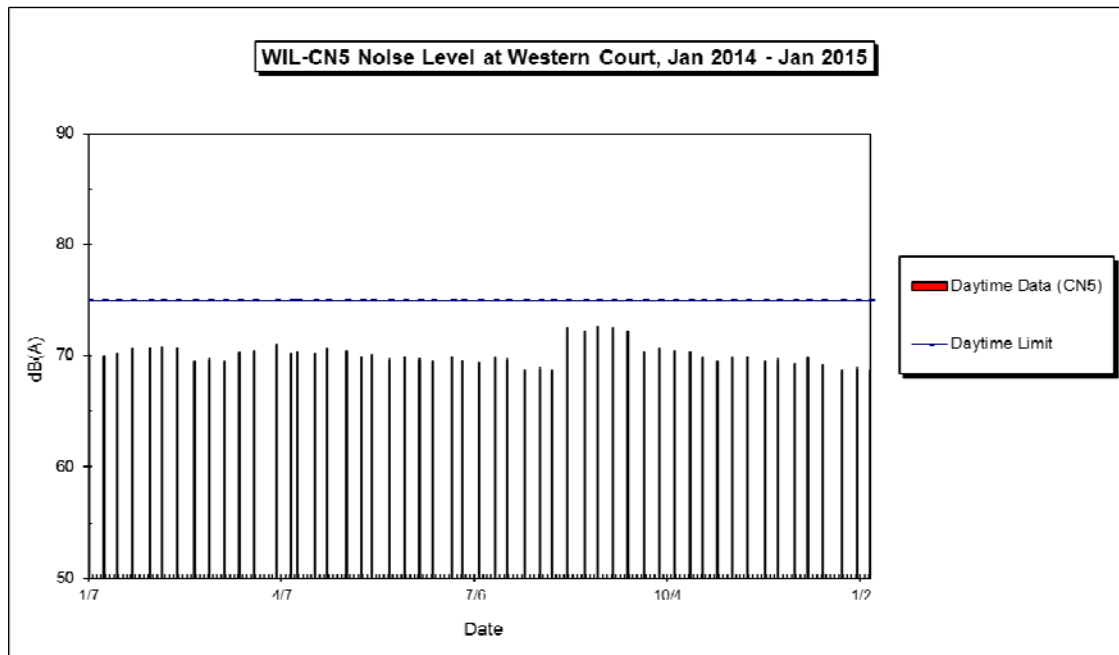
- Major Activities:
- a. Piling and Excavation (April 2010 to June 2012)
  - b. Station construction (March 2012 to March 2014)
  - c. Finishing works and BS installation (July 2013 to September 2014)
- Weather Conditions: Typical fine and occasionally raining during the monitoring periods

**WIL-CN5 Noise Level at Western Court, Mar 2011 - Jun 2012**



**WIL-CN5 Noise Level at Western Court, Jul 2012 - Dec 2013**

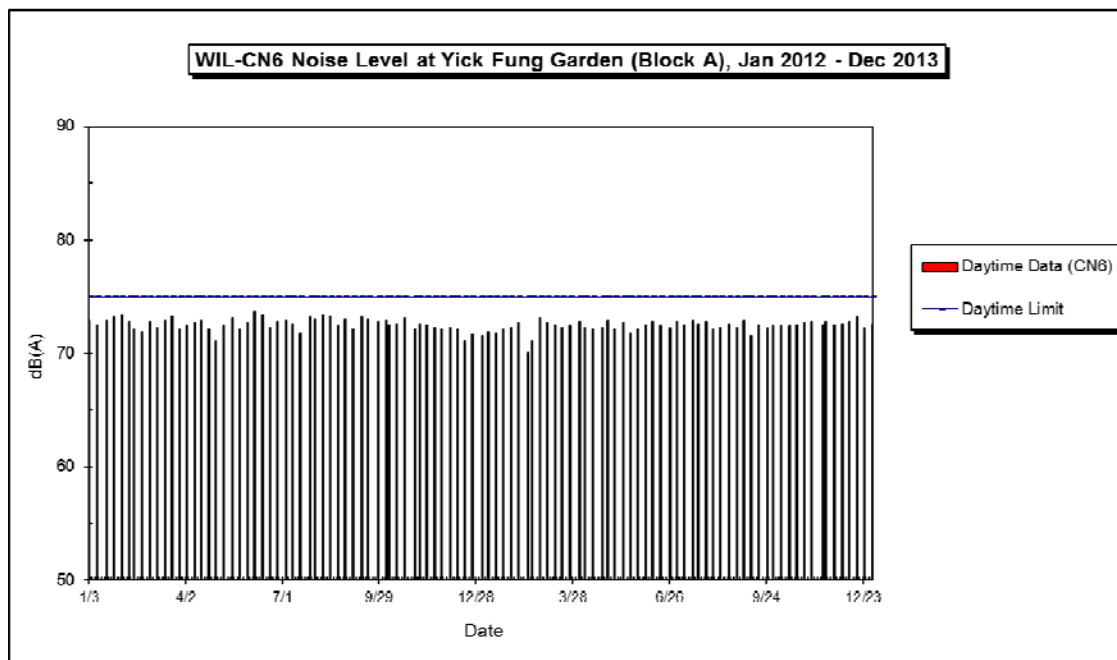
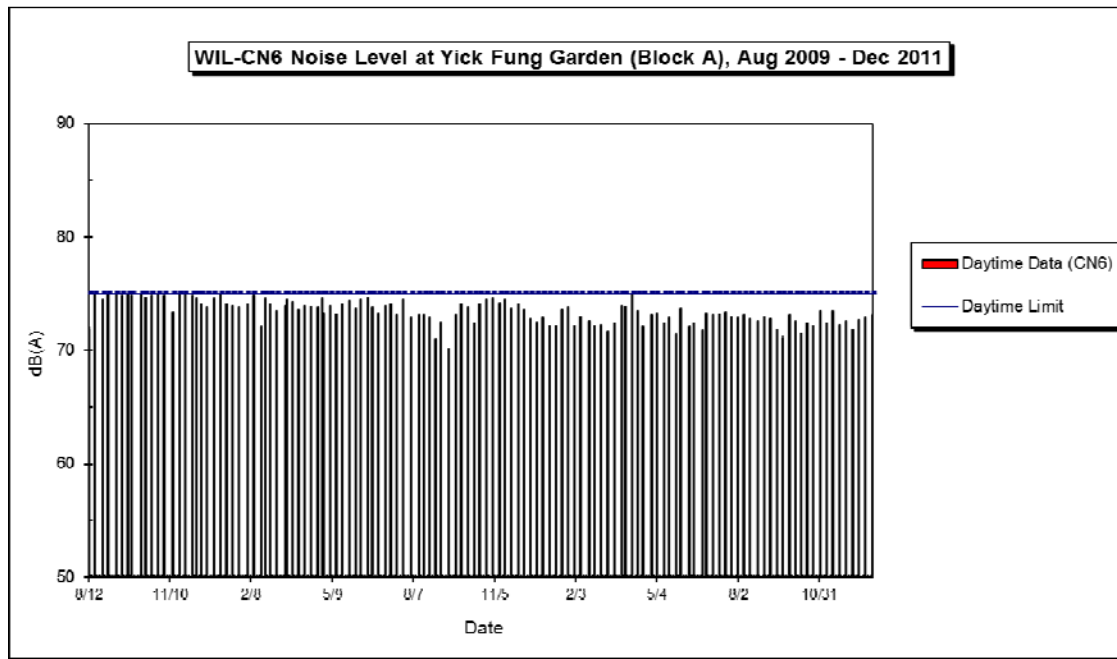


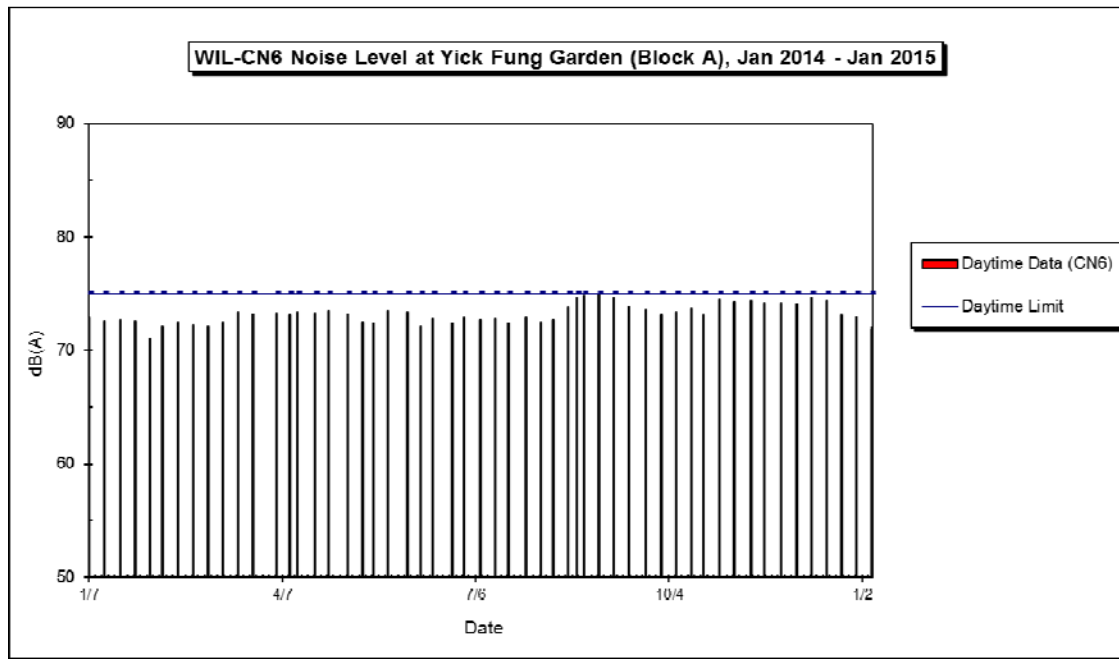


#### Annotation

Major Activities:      a. Piling/adit excavation and construction (March 2011 to June 2014)  
                                 b. Entrance construction and finishing work (July 2014 to December 2014)

Weather Conditions:    Typical fine and occasionally raining during the monitoring periods





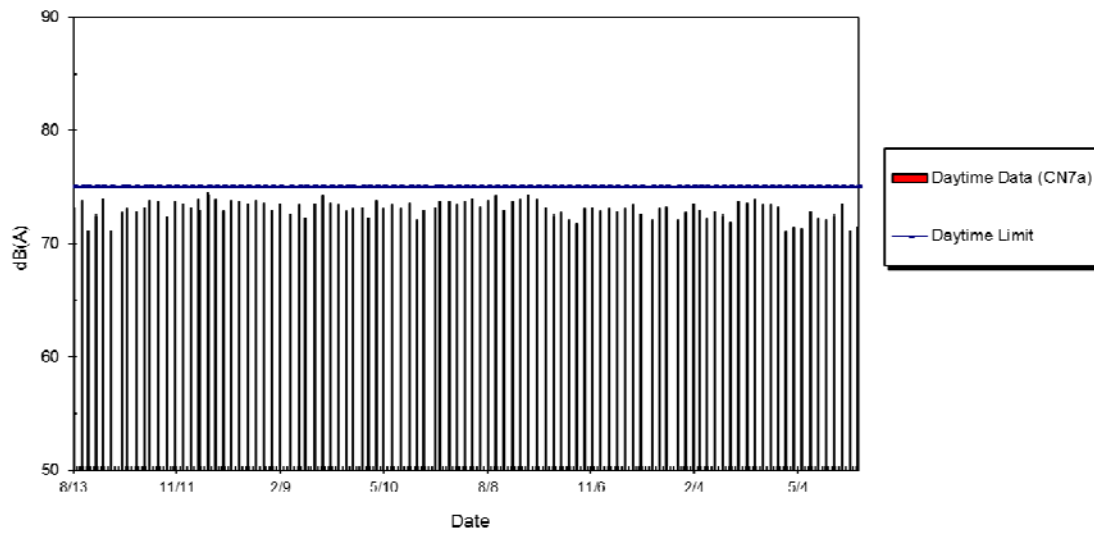
### Annotation

Major Activities:

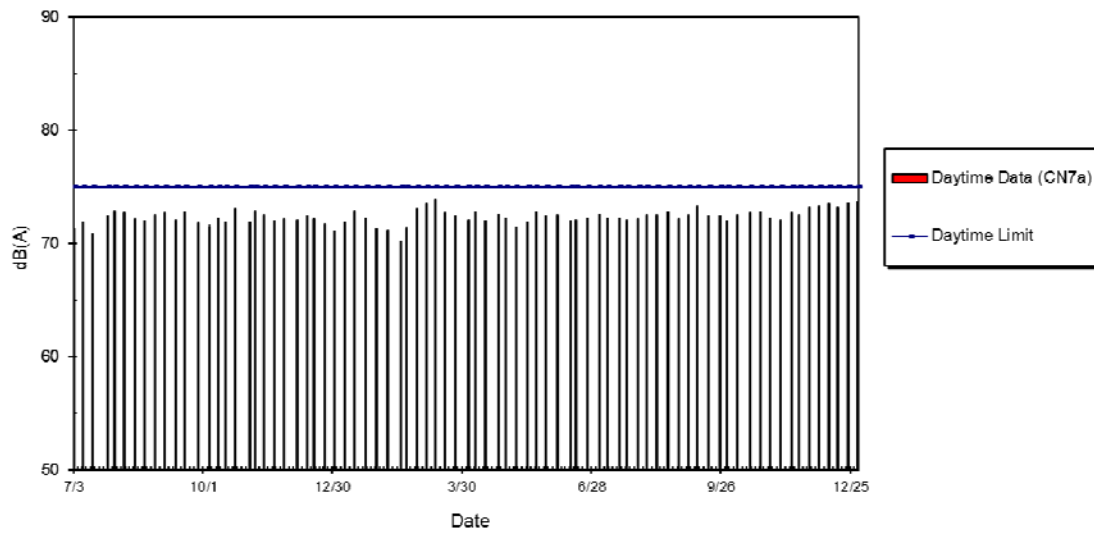
- a. Piling and shaft excavation (August 2009 to July 2010)
- b. Access for station/tunnels excavation (August 2010 to June 2014)
- c. Access for station/tunnels construction (January 2012 to October 2014)
- d. Access for materials delivery (June 2013 to November 2014)

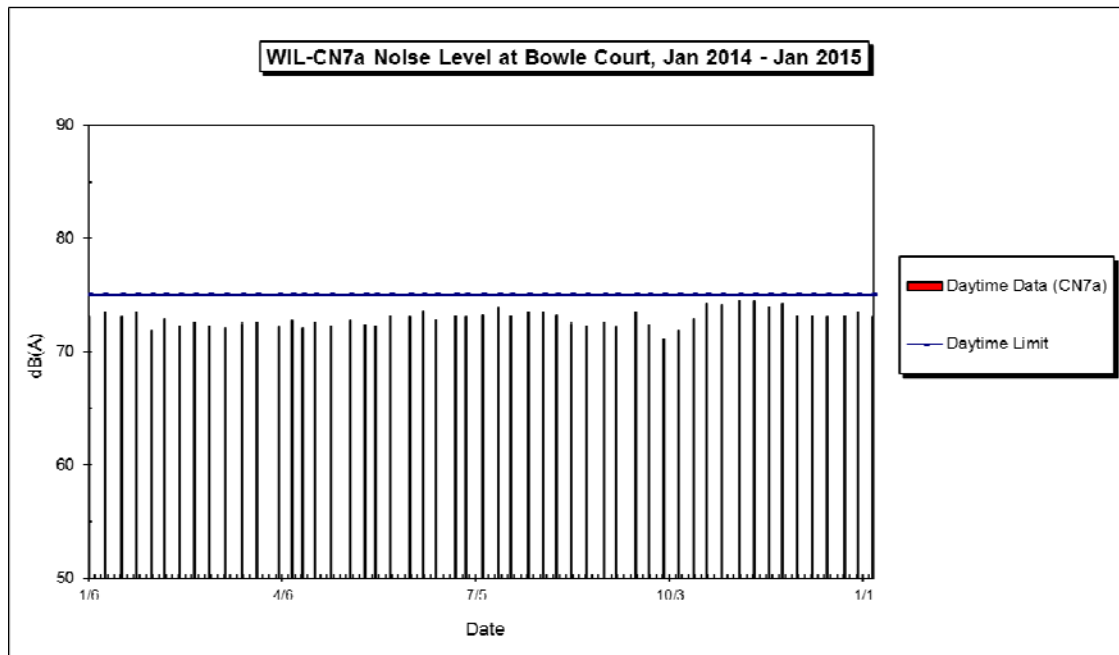
Weather Conditions: Typical fine and occasionally raining during the monitoring periods

**WIL-CN7a Noise Level at Bowle Court, Aug 2010 - Jun 2012**



**WIL-CN7a Noise Level at Bowle Court, Jul 2012 - Dec 2013**



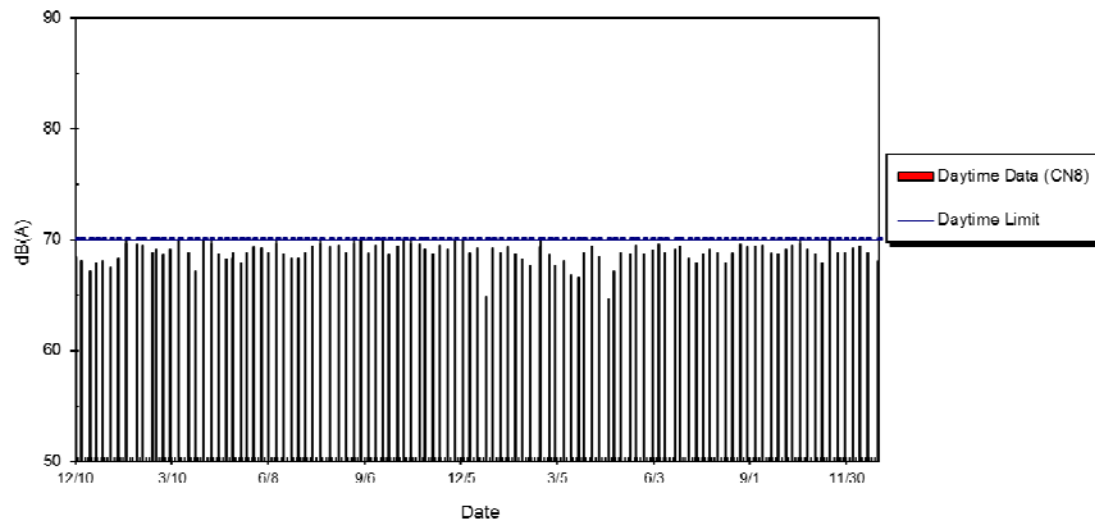


#### Annotation

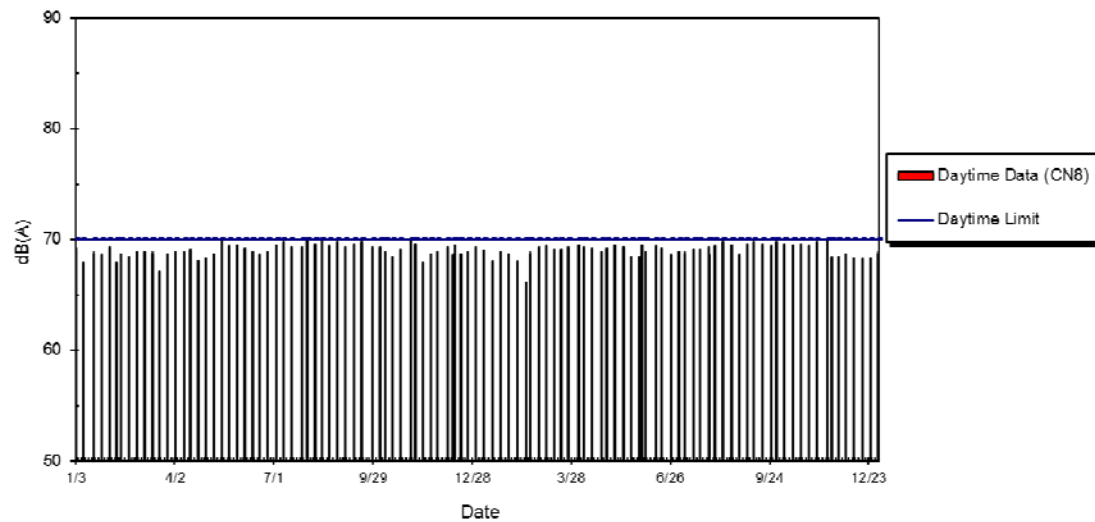
- Major Activities:
- a. Piling and shaft excavation (August 2010 to March 2013)
  - b. Shaft construction (April 2013 to June 2014)
  - c. Entrance construction and finishing work (July 2014 to December 2014)
- Weather Conditions: Typical fine and occasionally raining during the monitoring periods

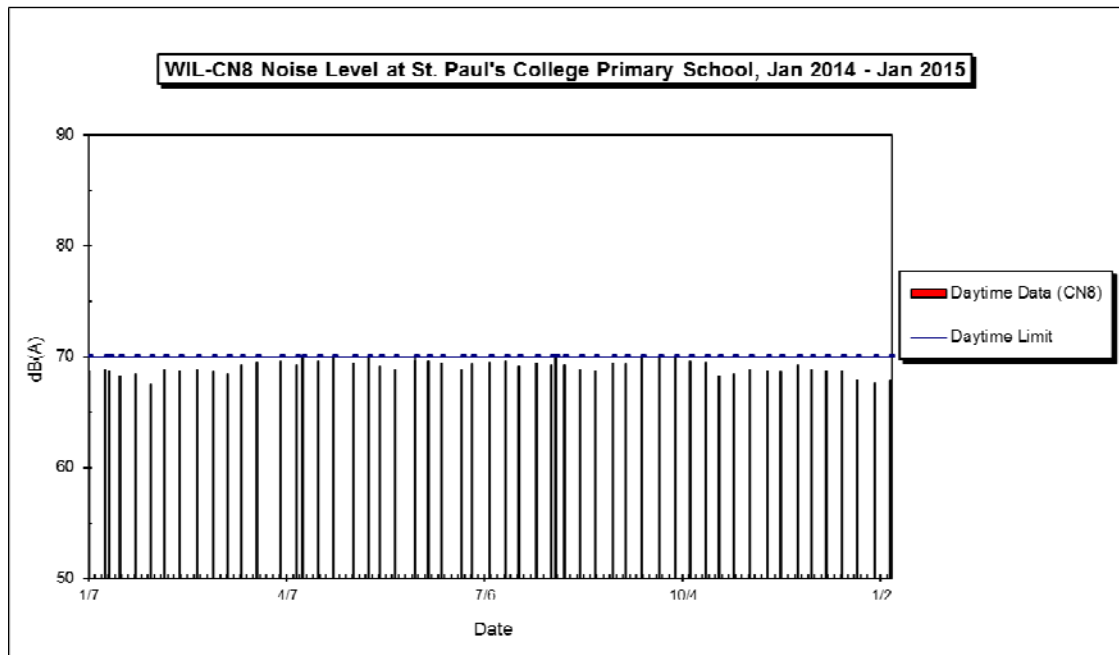


**WIL-CN8 Noise Level at St. Paul's College Primary School, Dec 2009 - Dec 2011**



**WIL-CN8 Noise Level at St. Paul's College Primary School, Jan 2012 - Dec 2013**

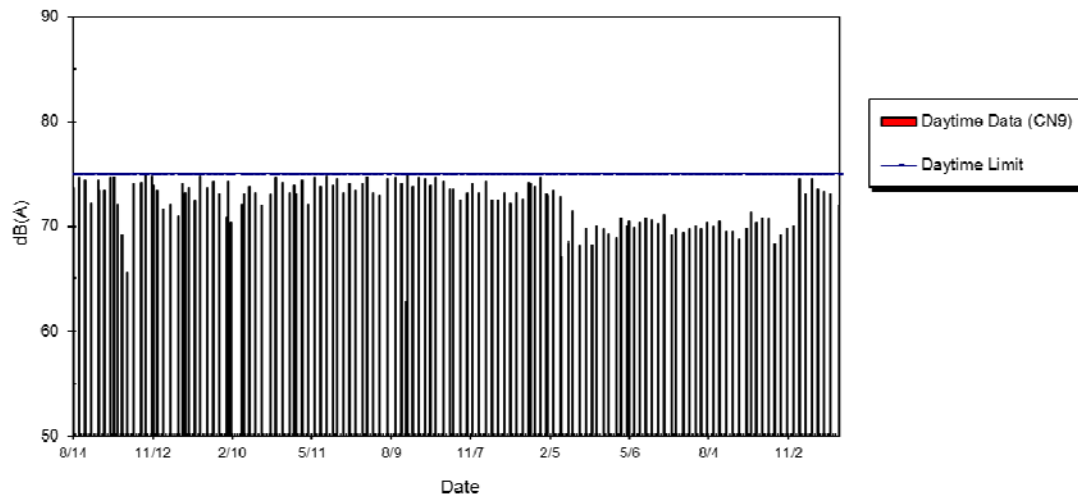




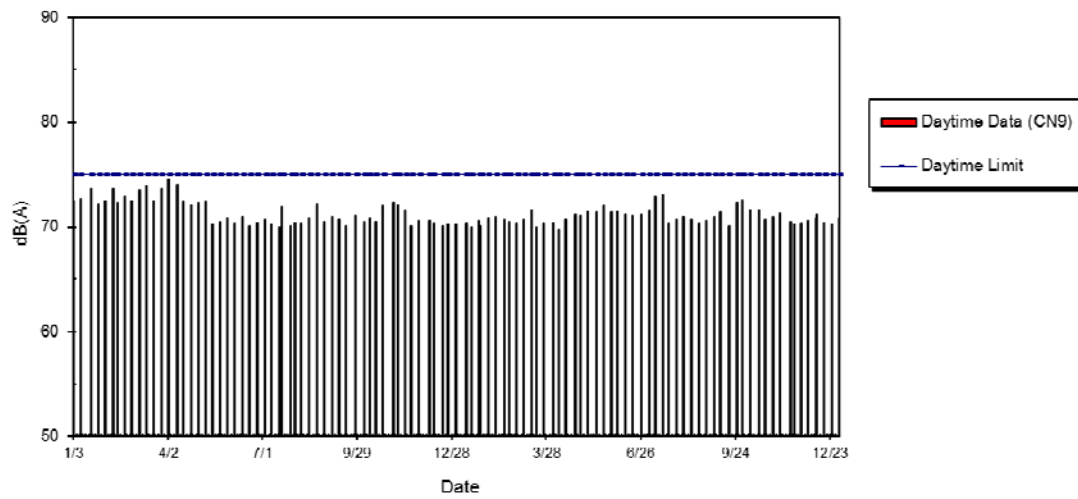
#### Annotation

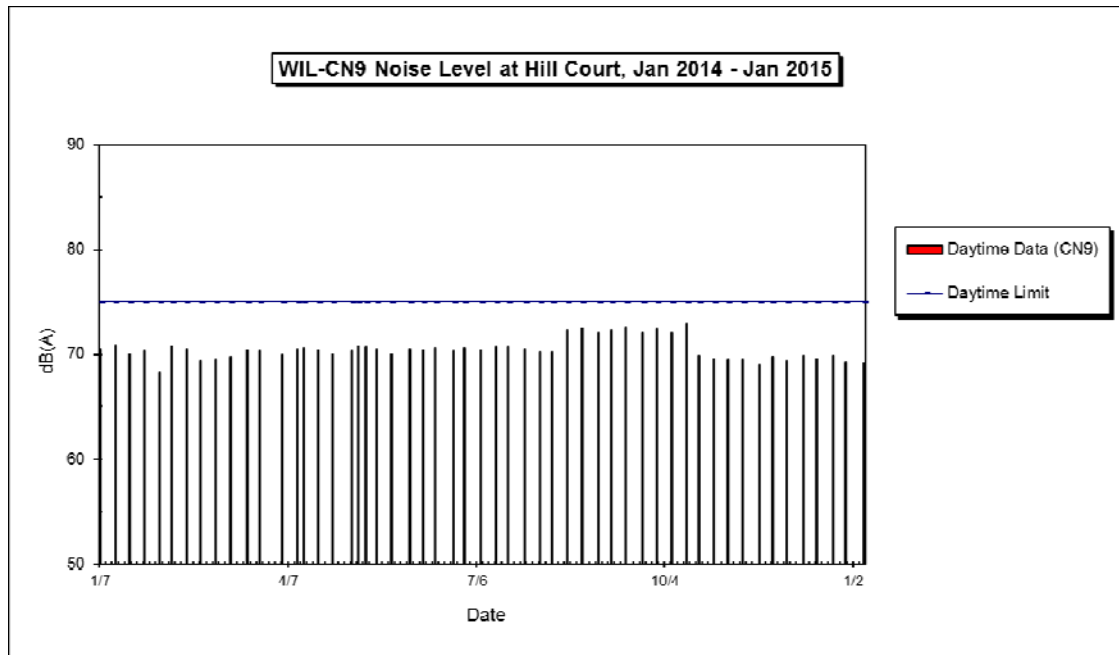
- Major Activities:
- a. Site preparation and slope work (December 2009 to September 2010)
  - b. Piling and excavation (October 2010 to March 2013)
  - c. Shaft construction (April 2013 to July 2014)
  - d. Entrance construction and finishing work (August 2014 to December 2014)
- Weather Conditions: Typical fine and occasionally raining during the monitoring periods

**WIL-CN9 Noise Level at Hill Court, Aug 2009 - Dec 2011**



**WIL-CN9 Noise Level at Hill Court, Jan 2012 - Dec 2013**

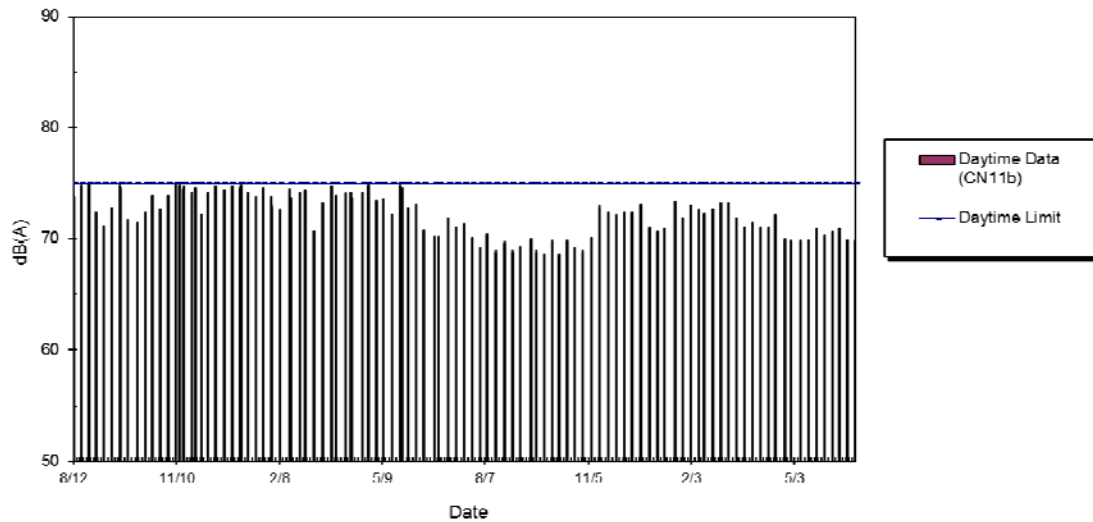




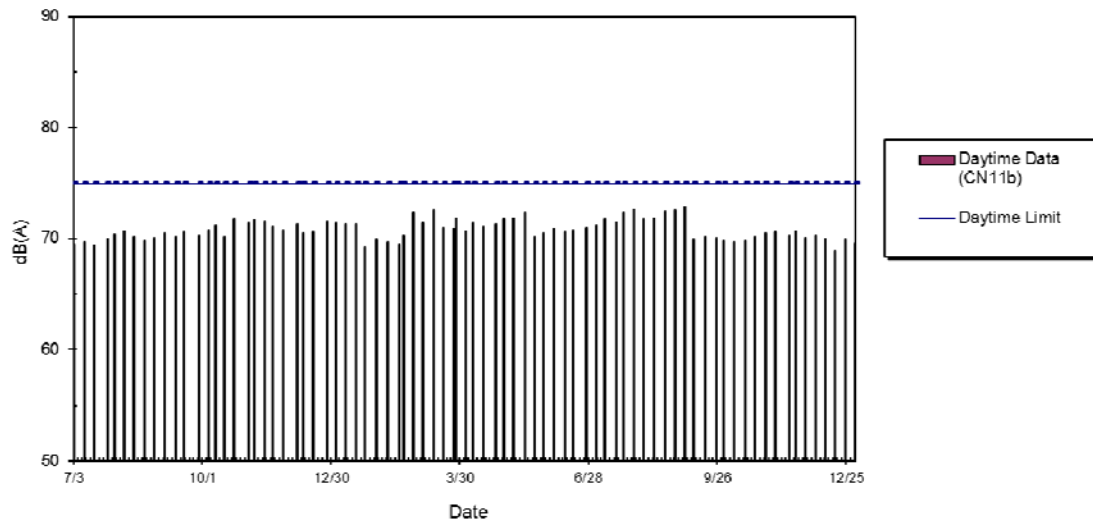
#### Annotation

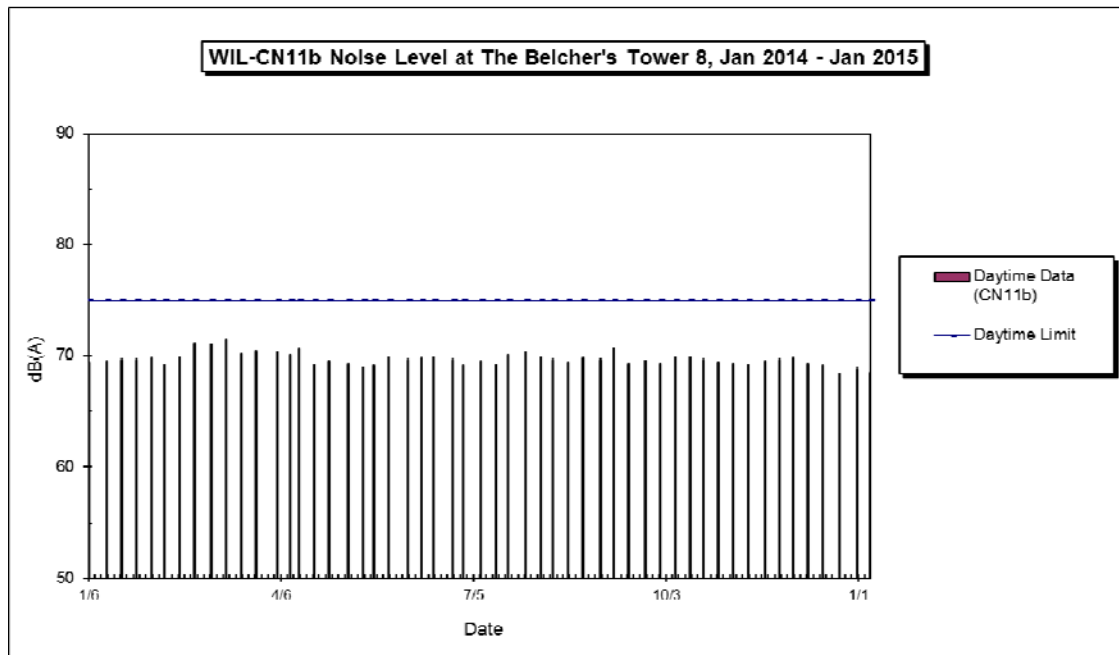
- Major Activities:
- a. Shaft construction (August 2009 to November 2010)
  - b. Access for station/tunnels excavation (December 2010 to June 2012)
  - c. Access for station/tunnels construction (January 2012 to June 2013)
  - d. Access for materials delivery (June 2013 to September 2014)
- Weather Conditions: Typical fine and occasionally raining during the monitoring periods

**WIL-CN11b Noise Level at The Belcher's Tower 8, Aug 2010 - Jun 2012**



**WIL-CN11b Noise Level at The Belcher's Tower 8, Jul 2012 - Dec 2013**



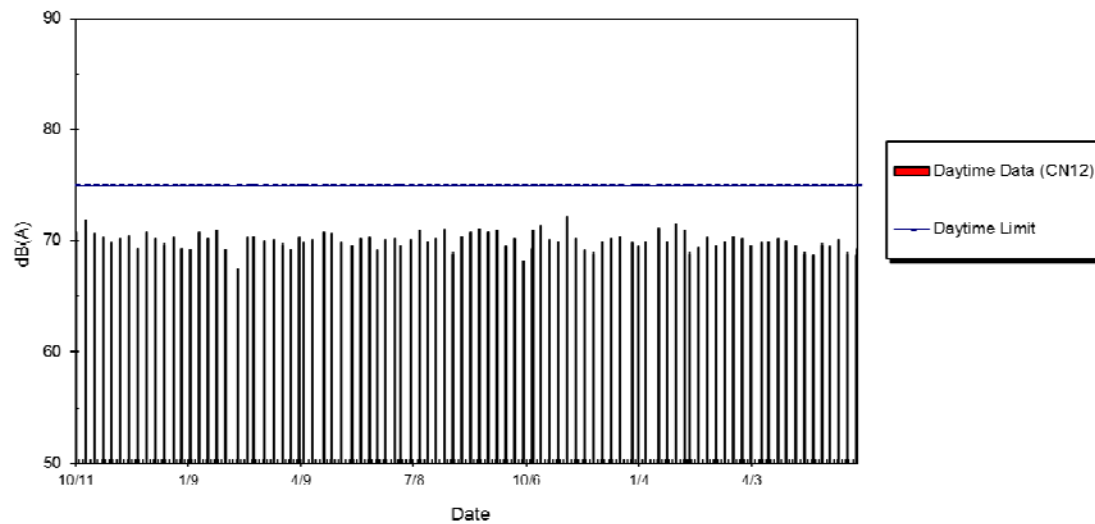


### Annotation

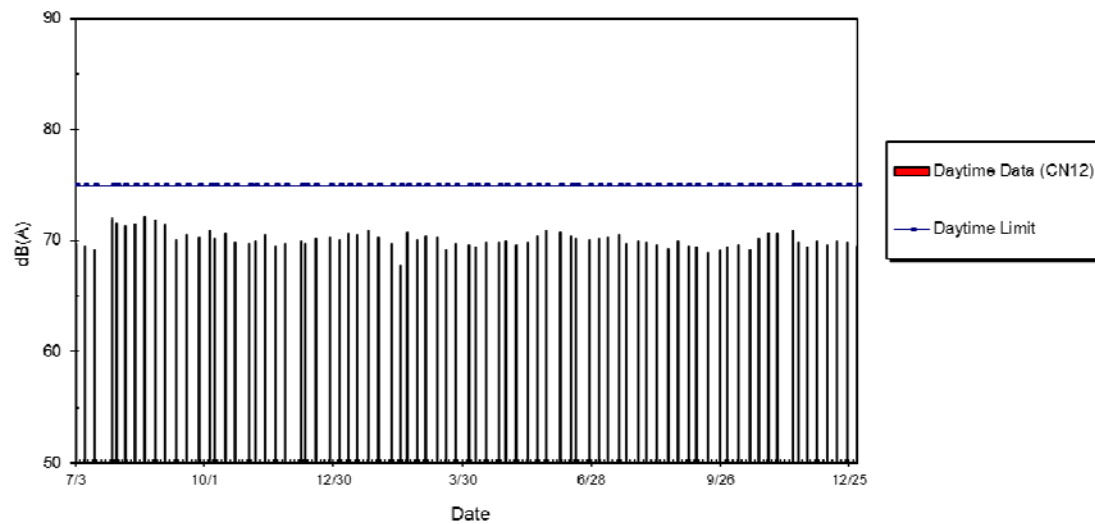
Major Activities:      a. Entrance/adit excavation and adit construction (August 2010 to June 2014)  
                                  b. Entrance construction and finishing work (June 2012 to December 2014)

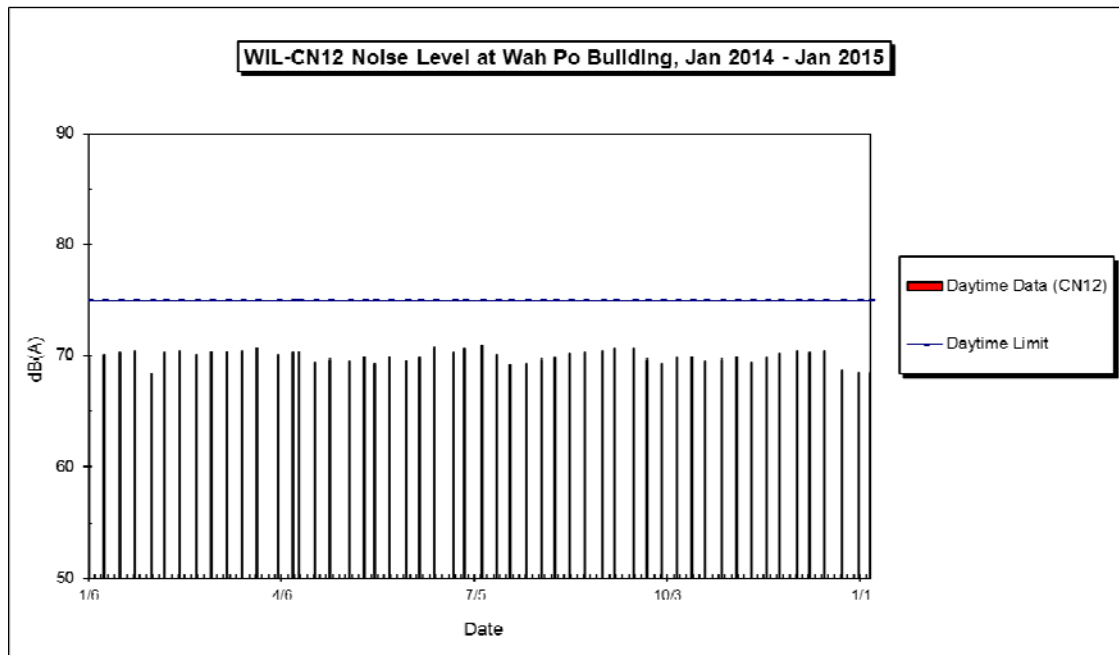
Weather Conditions:    Typical fine and occasionally raining during the monitoring periods

**WIL-CN12 Noise Level at Wah Po Building, Oct 2010 - Jun 2012**



**WIL-CN12 Noise Level at Wah Po Building, Jul 2012 - Dec 2013**





#### Annotation

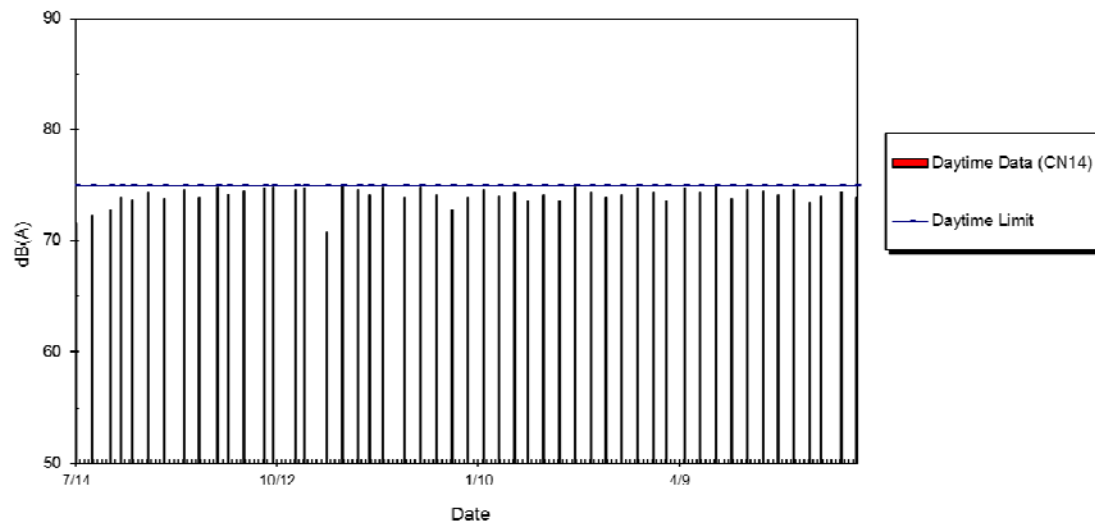
Major Activities:

- a. Barging point construction (October 2010)
- b. Barging point operation (November 2010 to July 2014)
- c. Barging point dismantling (November 2014)

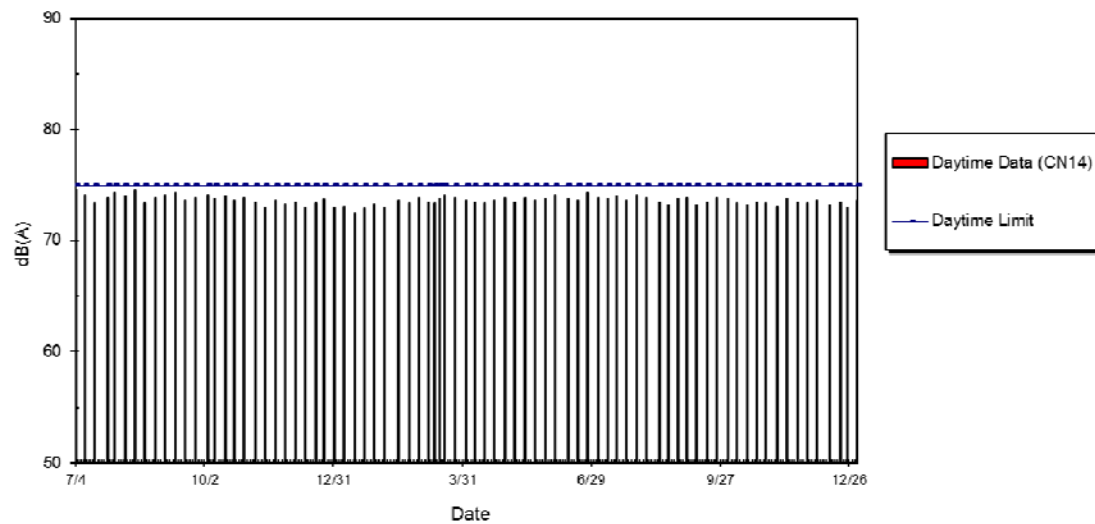
Weather Conditions: Typical fine and occasionally raining during the monitoring periods

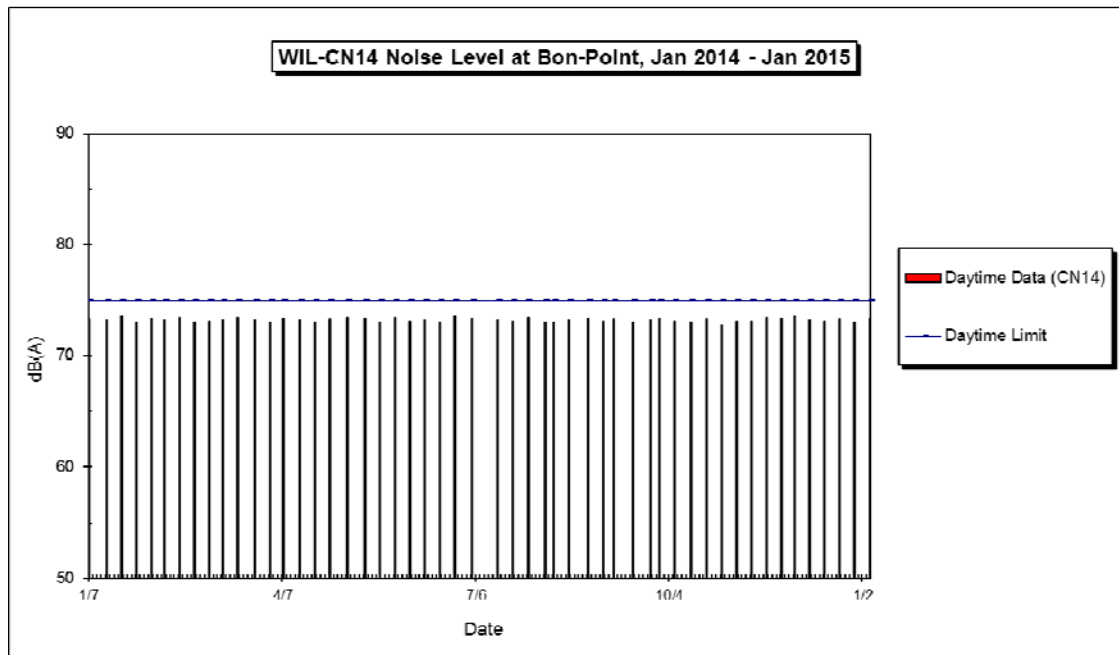


**WIL-CN14 Noise Level at Bon-Point, Jul 2011 - Jun 2012**



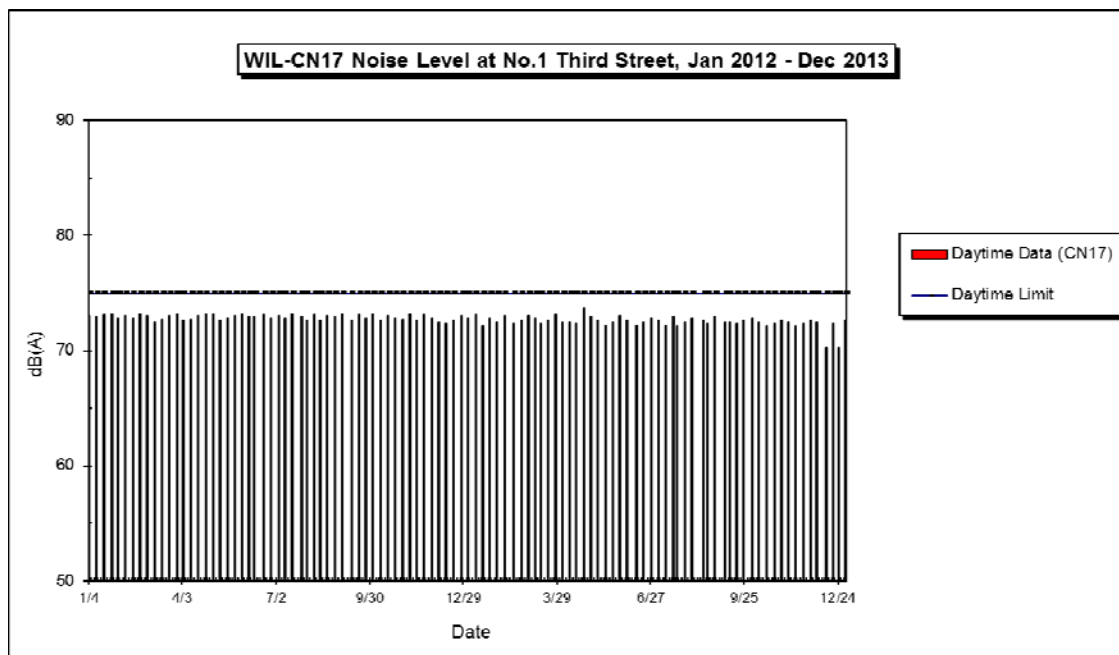
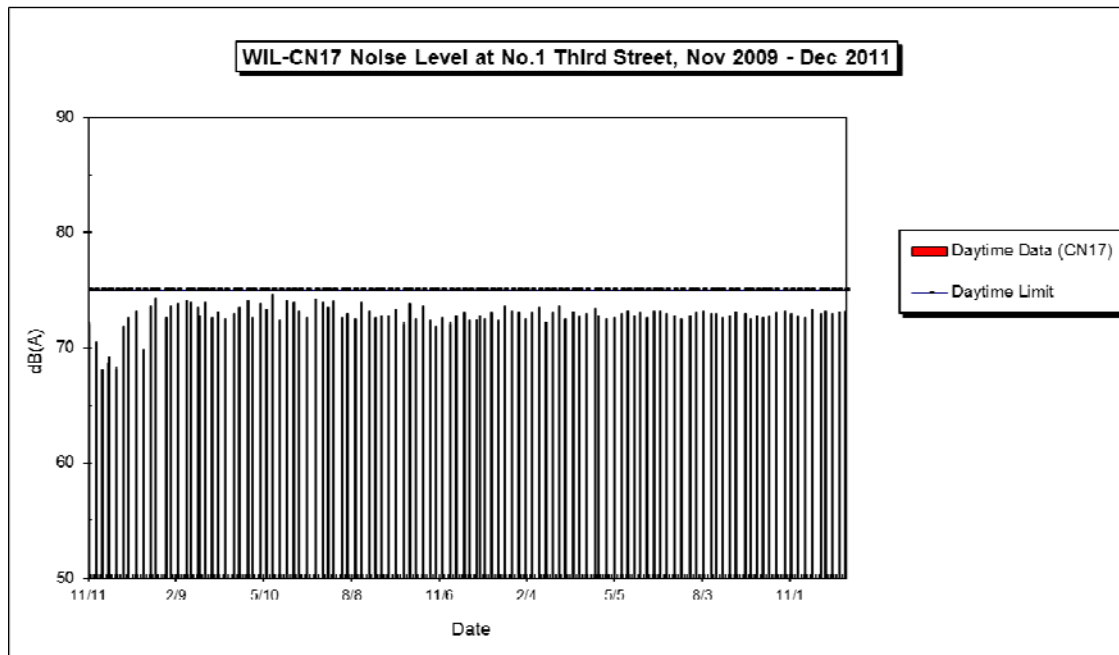
**WIL-CN14 Noise Level at Bon-Point, Jul 2012 - Dec 2013**

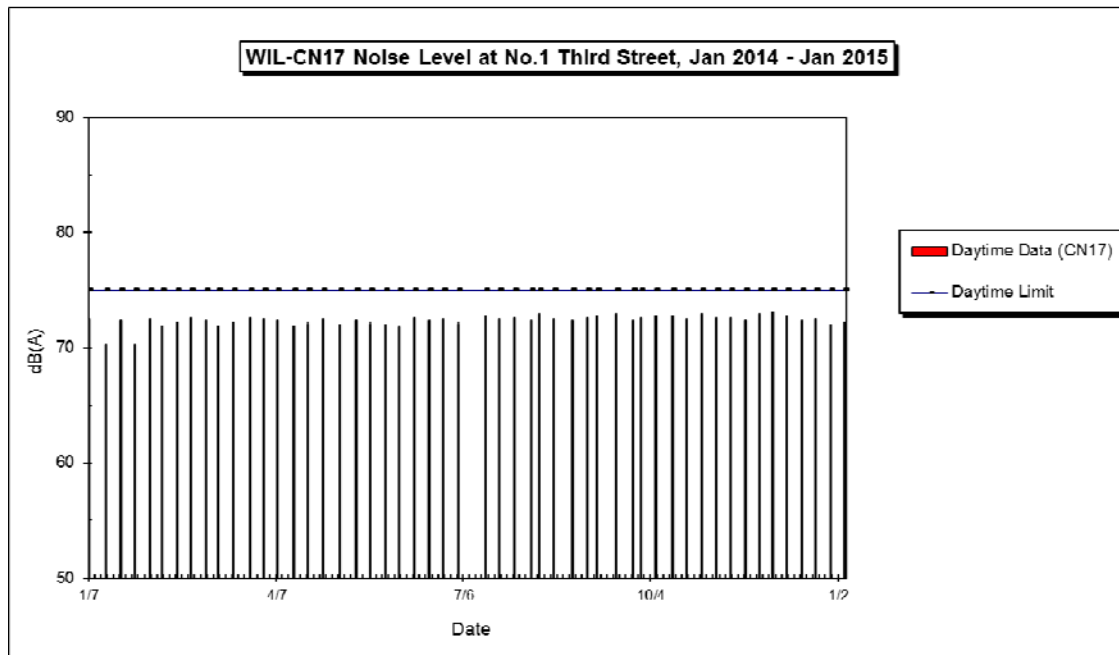




#### Annotation

- Major Activities:
- a. Piling and shaft excavation (July 2011 to December 2013)
  - b. Shaft construction (January 2014 to June 2014)
  - c. Entrance construction and finishing work (July 2014 to December 2014)
- Weather Conditions: Typical fine and occasionally raining during the monitoring periods





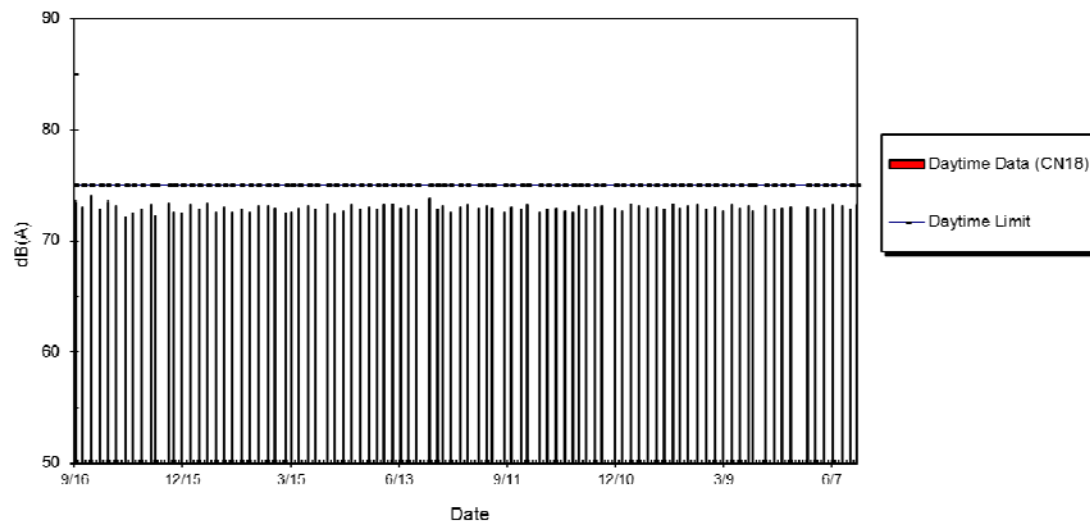
#### Annotation

Major Activities:

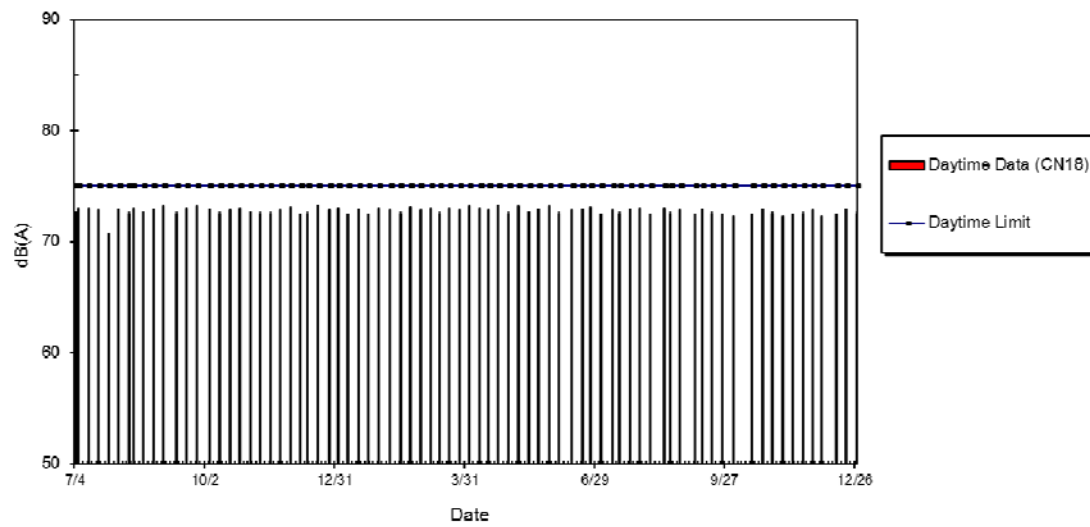
- a. Shaft construction (November 2009 to November 2010)
- b. Access for station/tunnels excavation (December 2010 to December 2013)
- c. Access for station/tunnels construction (April 2013 to November 2014)
- d. Access for materials delivery (June 2013 to November 2014)

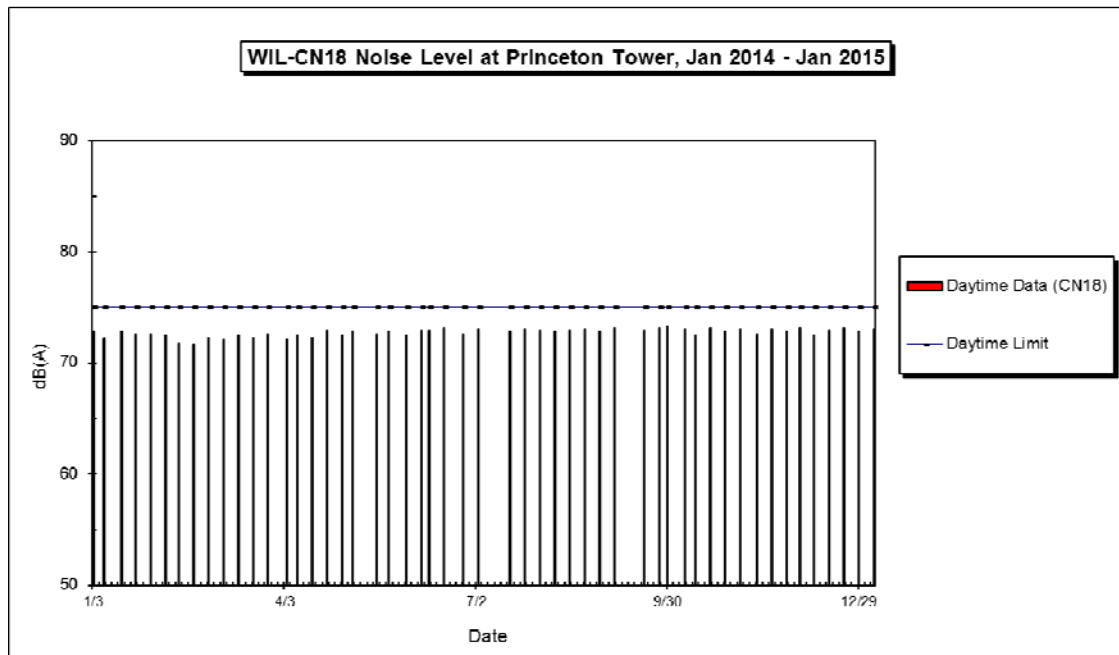
Weather Conditions: Typical fine and occasionally raining during the monitoring periods

**WIL-CN18 Noise Level at Princeton Tower, Sep 2010 - Jun 2012**



**WIL-CN18 Noise Level at Princeton Tower, Jul 2012 - Dec 2013**



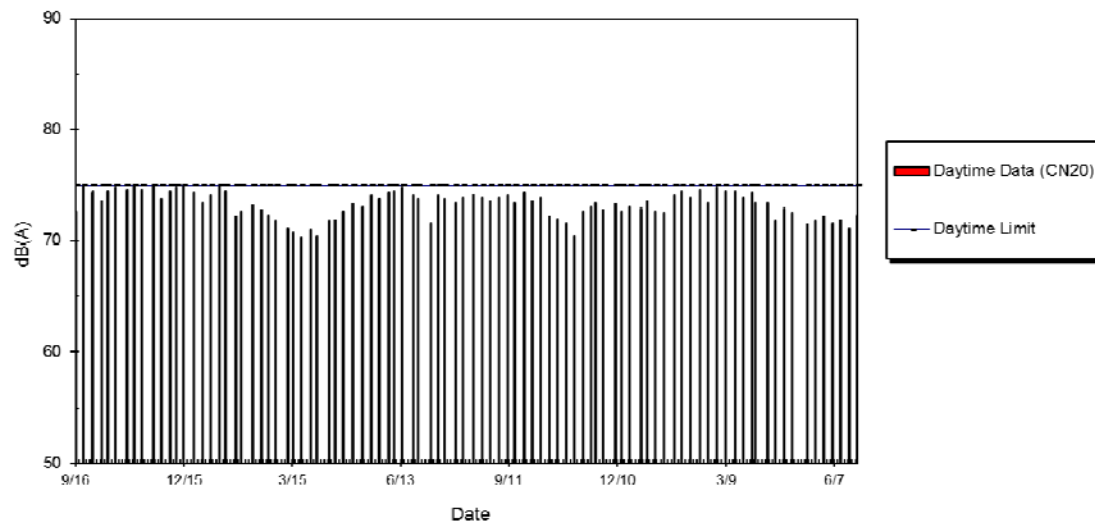


### Annotation

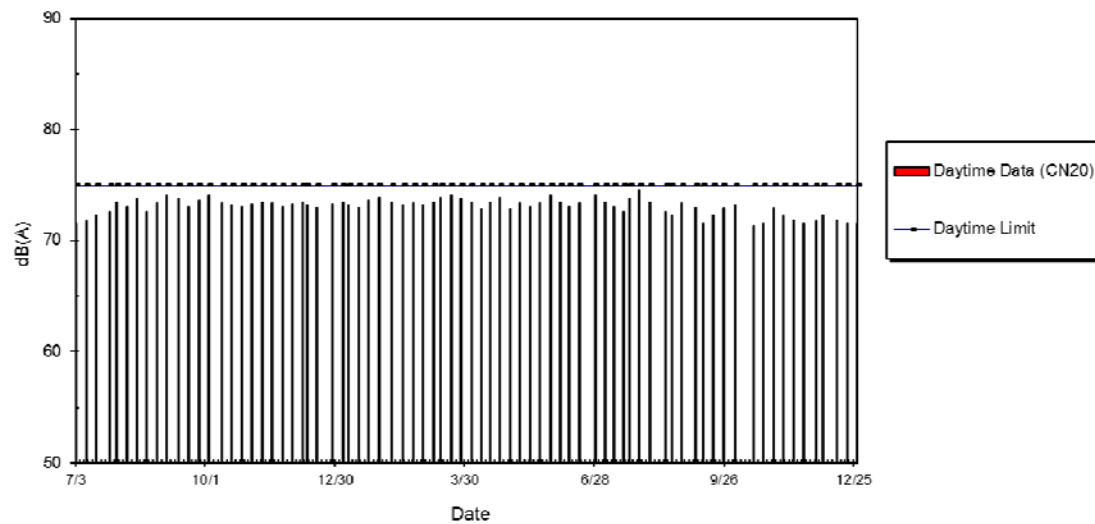
Major Activities:      a. Preparation work (September 2010 to December 2011)  
                                 b. TBM tunneling work (January 2012 to December 2012)

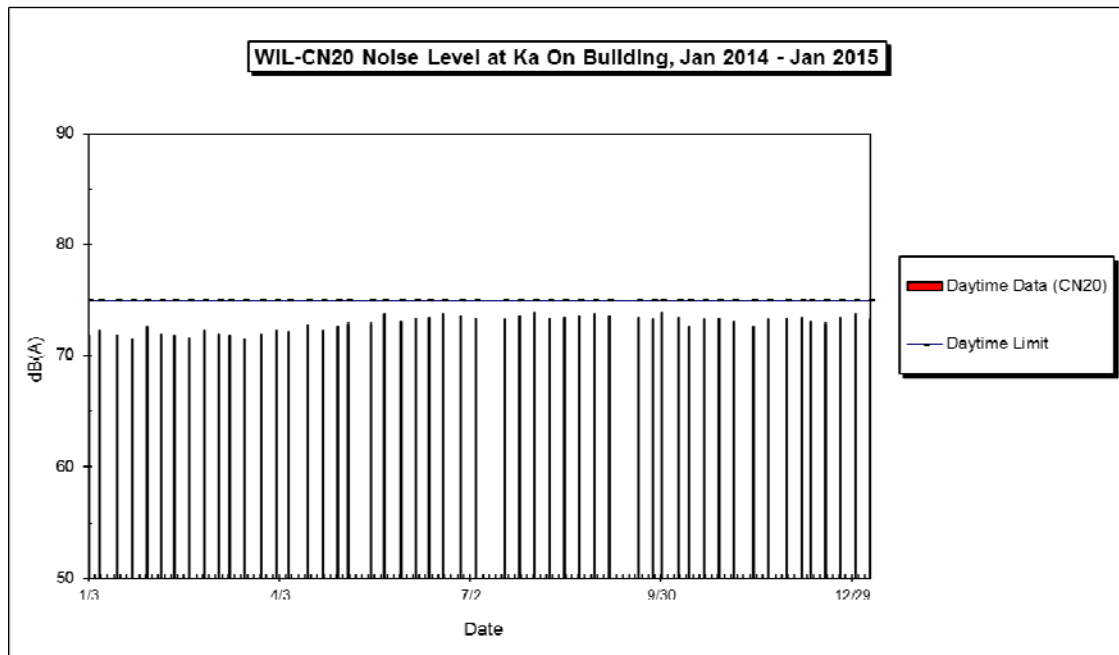
Weather Conditions:    Typical fine and occasionally raining during the monitoring periods

**WIL-CN20 Noise Level at Ka On Building, Sep 2010 - Jun 2012**



**WIL-CN20 Noise Level at Ka On Building, Jul 2012 - Dec 2013**





#### Annotation

Major Activities:      a. Preparation work (September 2010 to December 2011)  
                                 b. TBM tunneling work (January 2012 to December 2012)

Weather Conditions:    Typical fine and occasionally raining during the monitoring periods



**Response to Comments**  
**Final EM&A Report (Part 1)**  
EPD letter dated 19 June 2015

No.	Reference	Comment	MTR's Response
1.	EPD	Section 1.2 – Documentary record on the substantial completion date of construction activities shall be provided.	Documentary record on the substantial completion date of construction activities is provided, attached MTR Press Release PR-14-106-E dated 11 November 2014 and PR-15-023-E dated 19 March 2015 which mentioned the substantial completion and opening of KET/HKU/SYP Stations.
2.	EPD	Section 1.2 – Please provide contacts of key management.	Contacts of key management are provided in Section 2.1 Table 1.
3.	EPD	Section 2.2 Table2 – CN10-Grateful Court appears to be missing in the noise monitoring station.	Please be advised that the noise monitoring station CN10-Grateful Court had not been implemented as the Works Area J1 had not been used as a result of the deletion of vent shaft construction. This un-used monitoring station is included in Section 2.2 Table 2.
4.	EPD	<p>Section 2.3 – The section shall include all the EM&amp;A requirements as stated in Section 12.11(iv) of the EM&amp;A manual.</p> <ul style="list-style-type: none"> <li>(i) environmental mitigation measures as recommended in the project EIA Report;</li> <li>(ii) environmental impact hypotheses tested;</li> <li>(iii) environmental quality performance limits (Action and Limit Levels);</li> <li>(iv) all monitoring parameters; and</li> <li>(v) Event-Action Plans.</li> </ul>	The EM&A requirements as stated in Section 12.11(iv) of the EM&A manual are included in Section 2.3.
5.	EPD	Section 10 – Please provide detail information on the summon case including the investigation follow-up action taken and results as stated in Section 12.11(xi) of the EM&A manual.	Information on the summon case including the investigation follow-up action taken and results are provided in this Section.
6.	EPD	Appendix D – As stated in Section 12.11(vi) of the EM&A manual, annotation shall be provided against i) the major activities being carried out on site during the period; (ii) weather conditions during the period.	Annotations against the major activities being carried out on site and weather conditions during the period are provided in the figures.

No.	Reference	Comment	MTR's Response
7.	EPD	Please improve the quality and resolution of all figures.	Figures with improved quality and resolution are provided in Appendix D.
8.	EPD	Please provide a review of the validity of EIA predictions and identification of shortcomings in EIA recommendations in a separate section.	Section 12.5 is added for a review of the validity of EIA predictions and identification of shortcomings in EIA recommendations.

**MTR Island Line Service Extends to HKU and Kennedy Town at End-December 2014**

With the West Island Line project 98% complete, the MTR Corporation today (11 November 2014) confirmed that the new 3-kilometre rail extension will start passenger operations at the end of December 2014, bringing much-anticipated MTR Island Line service from Sheung Wan into the heart of Western District. Of the extension's three new stations, HKU and Kennedy Town will open at the end of December with Sai Ying Pun expected at the end of the first quarter in 2015. The remaining statutory inspection, stress tests on railway facilities, drills and exercises will continue to be conducted to prepare the railway for passenger service. The exact opening date of the new extension will be announced in December.

"We are very excited that from the end of next month, the convenience of rail transport will become a part of daily life for commuters living in and travelling to Western District. What's more, getting around the district on foot will be more convenient when the integrated pedestrian network of all-weather walkways, lifts and escalators built as a part of this community project opens at the same time. I want to especially thank the Western District community and residents for their immense support of the project throughout and tolerance of the inconveniences caused by construction works over the last five years," said Mr Lincoln Leong, Acting Chief Executive Officer of MTR Corporation.

"Initially, trains will serve passengers at only HKU and Kennedy Town stations as difficult ground conditions in Sai Ying Pun mean the required number of entrances will not be completed in time to open that station in December. As such, we will be offering a \$2 'Sai Ying Pun Station Pre-opening Special Discount' to encourage commuters living and working in the vicinity of the station to use the new train service from Sheung Wan or HKU," added Mr Leong.

**Train Service**

When the Island Line extension opens, the frequency of trains between Sheung Wan and Kennedy Town stations will be the same as that for the rest of the Island Line, that is, one train approximately every 2 minutes during peak periods and every 4 minutes during weekday non-peak periods. The journey from Sheung Wan to Kennedy Town will take just 7 minutes.

**Fares and Concession**

Fares for the new extension will be set according to the existing distance-based fare structure of MTR lines (Please refer to [Annex I](#) for "Examples of Island Line Extension Fares").

Detailed fare information is available on the MTR website:

For Octopus fares

[http://www.mtr.com.hk/en/customer/tickets/octopus\\_fares.html](http://www.mtr.com.hk/en/customer/tickets/octopus_fares.html)

For Single journey fares

[http://www.mtr.com.hk/en/customer/tickets/train\\_service\\_index.html](http://www.mtr.com.hk/en/customer/tickets/train_service_index.html)

A 'Sai Ying Pun Station Pre-opening Special Discount Promotion' will offer \$2 discount to Adult Octopus users (\$1 discount for concession Octopus users). Passengers can obtain the discount from self-service machines located in the Sai Ying Pun area before they start their journeys from Sheung Wan or HKU Stations.

While 90 percent of Western District residents are within walking distance of the three new stations, 50-cent interchange discounts with six GMB and one Citybus routes will be offered for the enjoyment of connecting passengers from outside the District. (Details in Annex II)

-End-

Photo caption:

Mr Lincoln Leong, Acting Chief Executive Officer of MTR Corporation (2nd right), Dr Philco Wong, Projects Director (1st right), Dr Jacob Kam, Operations Director (2nd left) and Ms Jeny Yeung, Commercial Director (1st left) announce that MTR Island Line service will be extended to HKU and Kennedy Town at the end of December 2014.



## **Annex I Examples of Island Line Extension Fares**

From / To Kennedy Town Station	Octopus				Single Journey Ticket	
	Adult	Child	Elderly/Eligible Persons with Disabilities <sup>^</sup>	Student (Promotional fare)*	Adult	Concessionary
<b>Cross-harbour journey</b>						
Hung Hom	\$12.5	\$6.0	\$2.0	\$6.0	\$13.5	\$6.0
Sheung Shui	\$21.2	\$10.4	\$2.0	\$10.4	\$23.5	\$11.0
Tuen Mun	\$26.3	\$13.2	\$2.0	\$13.2	\$28.0	\$14.0
Wu Kai Sha	\$19.7	\$9.7	\$2.0	\$9.7	\$22.0	\$10.5
Tsuen Wan	\$13.2	\$6.2	\$2.0	\$6.2	\$13.5	\$7.0
Tung Chung	\$24.2	\$12.1	\$2.0	\$12.1	\$27.0	\$14.0
Po Lam	\$13.2	\$6.2	\$2.0	\$6.2	\$13.5	\$7.0
<b>Intra-island journey</b>						
Central	\$5.0	\$2.7	\$2.0	\$2.7	\$5.0	\$3.0
Chai Wan	\$9.4	\$4.2	\$2.0	\$4.2	\$10.0	\$4.5

<sup>^</sup> Promotional fares in accordance with the Government Public Transport Fare Concession Scheme for the Elderly and Eligible Persons with Disabilities

\* Using Personalised Octopus with "Student Status"

## **Annex II Fare Concession**

### **1. Sai Ying Pun Station Pre-opening Special Discount Promotion**

The 'Sai Ying Pun Station Pre-opening Special Discount Promotion' will be provided via self-service machines. **After tapping an Octopus on the machines**, Adult Octopus users will enjoy a \$2 discount while other Octopus users (Child, Elder, Eligible Student and Eligible Persons with Disabilities) will enjoy a \$1 discount for journeys taken from Sheung Wan Station or HKU Station to any other MTR station. The Discount Promotion will be available until the opening of Sai Ying Pun Station.

### **2. Interchange Discount Scheme between MTR and GMB/Citybus**

During the promotion period, Adult Octopus users interchanging between MTR and six designated GMB routes and one Citybus route at Kennedy Town Station can enjoy a 50-cent fare discount.

<b>Route no.</b>	<b>Route</b>	<b>Normal GMB/Bus Fare</b>	<b>Discount to Adult Octopus users</b>
<b>GMB</b>			
23	Kennedy Town (Hau Wo Street) < - > Pok Fu Lam (Circular)	\$5.5	\$0.5
23M*	Kennedy Town (Hau Wo Street) < - > Chi Fu Fa Yuen (Circular)	\$5.5	\$0.5
54M*	Kennedy Town Station <> Queen Mary Hospital (Circular)	\$5.3	\$0.5
58	Kennedy Town Station < - > Aberdeen (Wu Nam Street)	\$5.9	\$0.5
58A	Kennedy Town Station < - > Aberdeen (Wu Nam Street)	\$5.9	\$0.5
58M*	Kennedy Town Station < - > Bel-Air on the Peak	\$5.9	\$0.5
<b>Bus</b>			
43M	Tin Wan < - > Shek Tong Tsui (near Hill Road )(Circular)	\$5.3	\$0.5

\*New short-working routes

**Sai Ying Pun Station to Open on 29 March  
with Enhanced MTR Island Line Train Services**

The opening of MTR Sai Ying Pun Station on the Island Line extension to Western District on Sunday 29 March 2015 will bring the convenience of train service to the doorstep of one of the longest established neighbourhoods on Hong Kong Island. Alongside the new station opening, Island Line train service will be further enhanced on Friday and Saturday nights as well as for most of the day on Sundays with a total of 63 additional train trips per week.

"The opening of Sai Ying Pun Station will mark the full opening of the Island Line extension to Western District and bring greater convenience for passengers travelling to and from Sai Ying Pun and its vicinity," said Dr Jacob Kam, Operations Director of MTR Corporation. "Passengers can reach the new station through an extensive pedestrian network that also serves to connect Des Voeux Road West and Queen's Road West at the foot of Victoria Peak with Bonham Road in the Mid-Levels."

"Leading up to the opening in ten days, our colleagues are conducting the last of their tests of different station facilities including the new "3-in-1" ticketing machines, entry gates and platform screen doors. We look forward to welcoming Sai Ying Pun residents on the MTR to enjoy fast and convenient rail services," said Mr Francis Li, Head of Operating of MTR Corporation.

For the convenience of passengers, Island Line train service will be enhanced progressively from 29 March 2015 to cater for the growing passenger demand in non-peak hours. As a result, the waiting time between trains will be reduced by between 30 seconds and one minute on Friday and Saturday nights as well as most of the day on Sundays. (Please see details in the Annex)

**About Sai Ying Pun Station**

Located 50 metres underground, Sai Ying Pun Station is designed to serve a wide catchment with entrances located at the Western foot of Victoria Peak and higher up in the Mid-Levels. Lift-only entrances and an all-weather integrated pedestrian network in the unpaid area of the station provide convenient access for railway passengers as well as pedestrians moving around the district during train service hours. As Entrance B3 connecting to Ki Ling Lane / Des Voeux Road West will still be under construction when Sai Ying Pun Station opens, temporary walls are set up inside the station to separate the construction site from operational areas so that the construction activity will not affect passenger traffic.



Adopting the same design philosophy as other MTR stations in Western District, Sai Ying Pun Station has an exciting concentration of art with a space of up to 800 square metres dedicated for artwork display, making it the railway station with the largest art space in Hong Kong. The art pieces, including a huge panoramic collage, photos, embossments, illustrations and kaleidoscopic images, aim to not only provide passengers with a pleasant travelling environment but also showcase the cultural and historical diversity of the district.

#### Extension of Island Line to Western District Souvenir Ticket Sets

To mark the full opening of the Island Line extension, the Corporation will launch three souvenir ticket sets featuring famous local artist Ms Stella So's iconic illustrations of Kennedy Town, University of Hong Kong and Sai Ying Pun. Passengers can use the souvenir tickets for any single journey on the MTR (except Airport Express, East Rail Line First Class, Cross-boundary service, Light Rail, MTR Bus and MTR Feeder Bus) on or before 30 May 2015 (Saturday) and will get the tickets back as a souvenir after the trip. Priced at \$98 each, the ticket sets will be available for sale at all MTR Customer Service Centres (except Airport Express, Lok Ma Chau, Lo Wu, Racecourse, Disneyland Resort and Light Rail stations) starting from Sunday 5 April 2015 for three consecutive weeks.

Lastly, MTR would like to remind passengers that the "Sai Ying Pun Station Pre-opening Special Discount" will come to an end upon the opening of Sai Ying Pun Station.

- End -

Photo caption:

1. Mr Francis Li, Head of Operating of MTR Corporation, said today (19 March) that in conjunction with the full opening of Island Line extension, Island Line train service on Friday and Saturday nights as well as for most of the day on Sundays will be enhanced progressively from 29 March with a total of 63 additional train trips per week. The Corporation will also launch three souvenir ticket sets designed by famous local artist Ms Stella So starting from Sunday 5 April 2015 for three consecutive weeks.



2. Leading up to the opening in ten days, the Corporation is conducting the last tests of different station facilities in Sai Ying Pun Station.



3. Sai Ying Pun Station has an exciting concentration of art with a space of up to 800 square metres dedicated for artwork display, including painted bas reliefs and photo collages at Entrance/Exit B.



**Annex: Island Line train service enhancement**

	<b>Frequency</b>	<b>Additional Train Trips (weekly)</b>	<b>Effective Date</b>
Sunday (9:00am – 4:00pm)	From about 4 mins to 3.5 mins	31	29 March 2015
Friday (8:00pm – 11:00pm)	From about 4 mins to 3.5 mins	14	10 April 2015
Saturday (8:00pm – 11:30pm)	From about 5 mins to 4 mins	18	11 April 2015