

Issue No. : 1
Issue Date : March 2011
Project No. : 912

PROVISION OF CREMATORS AT WO HOP SHEK CREMATORIUM

ENVIRONMENTAL MONITORING & AUDIT REPORT (FEBRUARY 2011)


Prepared By:

ALLIED ENVIRONMENTAL CONSULTANTS LTD.

COMMERCIAL-IN-CONFIDENCE

Allied Environmental Consultants Limited
Acousticians & Environmental Engineers

19/F., Kwan Chart Tower, 6 Tonnochy Road, Wan Chai, Hong Kong
Tel: (852) 2815 7028 Fax: (852) 2815 5399 Email: info@aechk.com





3D Visualisation
Environment & Energy
Information Technology



ISO 9001 : 2008
Certificate No.: CC 3988

Architectural Services Department
Architectural Branch
41/F, Queensway Government Offices
66 Queensway
Hong Kong

Your reference:

Our reference: HKASD101/50/100670

Date: 15 March 2011

Attn.: Mr Andrew NAM / Ms Salina LEE

BY FAX ONLY
(Fax no.: 2524 7981)

Dear Sirs

Quotation Contract No. 9/2009/AB1
Provision of Cremators at Wo Hop Shek Crematorium - Independent Environmental Checker Service
Monthly EM&A Report (February 2011)

We refer to the e-mail from your Environmental Team, dated 11 and 14 March 2011, attaching a copy of the monthly EM&A report (February 2011). We have no comment and, hereby, endorse the report.

Should you have any queries, please do not hesitate to contact our Mr James Choi on 2869 6018.

Yours faithfully
EDMS CONSULTING LTD

Andy W L Chung
Independent Environmental Checker

AC/csym

cc AEC - Ms Grace Kwok (Fax: 2815 5399)

Issue No. : 1
Issue Date : March 2011
Project No. : 912

**PROVISION OF CREMATORS AT
WO HOP SHEK CREMATORIUM**

**ENVIRONMENTAL MONITORING &
AUDIT REPORT (FEBRUARY 2011)**

Prepared By:

ALLIED ENVIRONMENTAL CONSULTANTS LTD.

COMMERCIAL-IN-CONFIDENCE

Certified by:



Grace M. H. Kwok
Environmental Team Leader

Issue No. : 1
Issue Date : March 2011
Project No. : 912

PROVISION OF CREMATORS AT WO HOP SHEK CREMATORIUM


ENVIRONMENTAL MONITORING & AUDIT REPORT (FEBRUARY 2011)

Prepared By:

ALLIED ENVIRONMENTAL CONSULTANTS LTD.


COMMERCIAL-IN-CONFIDENCE

Author:



Nic H. H. Lam
BSc(Hons) AMHKIOA

Checked:



Timothy W. H. Sze
BEng(Hons) MEng

Approved:



Grace M. H. Kwok
BEng(Hons) MHKIEA MHKIOA
MISWA MIALA MRAPA LEED AP

This report has been prepared by Allied Environmental Consultants Limited with all reasonable skill, care and diligence within the terms of the Agreement with the client, incorporating our General Terms and Conditions of Business and taking account of the resources devoted to it by agreement with the client.

We disclaim any responsibility to the client and others in respect of any matters outside the scope of the above.

This report is confidential to the client and we accept no responsibility of whatsoever nature to third parties to whom this report, or any part thereof, is made known. Any such party relies upon the report at their own risk.

Table of Contents

Table of Contents	i
List of Tables	ii
List of Figures	ii
List of Appendices	ii
EXECUTIVE SUMMARY	1
1. PROJECT BACKGROUND	3
1.1 Project Organization and Contact Personnel	4
2. CONSTRUCTION WORKS & PROGRAMME	4
3. SUMMARY OF EM&A REQUIREMENT	6
4. AIR QUALITY MONITORING	8
4.1 Air Quality Monitoring Methodology	8
4.2 Monitoring Equipment	8
4.3 Air Quality Monitoring Programme	9
5. RESULTS	9
5.1 Air Quality	9
5.2 Weather Conditions	11
6. SITE INSPECTION & AUDIT	11
7. ECOLOGICAL MONITORING	12
8. LANDSCAPE AND VISUAL IMPACTS	13
9. NON-COMPLIANCE, COMPLAINTS, NOTIFICATIONS OF SUMMONS AND SUCCESSFUL PROSECUTIONS	13
10. WASTE MANAGEMENT	13
11. CONCLUSIONS AND FUTURE KEY ISSUES	13

List of Tables

Table 1	Contact Details of Key Personnel
Table 2	Interrelationship between Construction Activities and Mitigation Measures
Table 3	Action and Limit Level for Air Quality Impact Monitoring
Table 4	Event Action Plan
Table 5	Descriptions of Air Quality Monitoring Locations
Table 6	1-hour TSP Monitoring Results
Table 7	24-hour TSP Monitoring Results
Table 8	Summary of Weather Conditions during the Monitoring Period
Table 9	Summary of Site Inspections
Table 10	Cumulative Statistics of Notifications of Summons and Successful Prosecutions

List of Figures

Figure 1	Locations of Project Site and Air Sensitive Receivers
Figure 2	Construction Works Undertaken during the Monitoring Month
Figure 3	Designated Air Quality Monitoring Locations
Figure 4	Photographs of Air Quality Monitoring Station

List of Appendices

Appendix A	Project Construction Programme
Appendix B	Organization Chart
Appendix C	Calibration Certificates of Air Quality Monitoring Instruments
Appendix D	Detail Schedule of Air Quality Monitoring Programme
Appendix E	Summary and Graphical Plot of 1-Hour TSP Monitoring Record
Appendix F	Summary and Graphical Plot of 24-Hour TSP Monitoring Record
Appendix G	Wind Record from On-site Wind Station
Appendix H	Mitigation Measures Implementation Schedule for Construction Stage
Appendix I	Complaint Log
Appendix J	Monthly Waste Flow Table

EXECUTIVE SUMMARY

Architectural Services Department (ArchSD) has awarded the contract for the Provision of Cremators at Wo Hop Shek Crematorium (hereafter referred to as the “Project”) to Wan Chung Construction Co. Ltd. (“the Contractor”). The contractor has appointed Allied Environmental Consultants Limited (AEC) as the Environmental Team (ET) to undertake Environmental Monitoring and Audit (EM&A) programme in accordance with the EM&A Manual and the Environmental Permit (EP-329/2009) for the Project. The construction works commenced on 1st November 2009. This report is the sixteenth monthly EM&A report, which details the EM&A results recorded during the period from 1st February 2011 to 28th February 2011.

According to the EM&A Manual, there are two designated air quality monitoring locations during construction phase: (i) 83 Wo Ka Lau Road (A22a) and (ii) 51D Wo Hop Shek San Tsuen (A22b). Impact air quality monitoring for the Project was carried out on 2nd, 8th, 14th, 19th and 25th February 2011. 1-hr TSP monitoring was conducted within the period of 0700-1900 hours, where 24-hr TSP monitoring was conducted continuously for a 24-hour period.

1-hour TSP monitoring results at the monitoring location, A22a, range from 59 $\mu\text{g}/\text{m}^3$ to 101 $\mu\text{g}/\text{m}^3$ with an average of 89.0 $\mu\text{g}/\text{m}^3$. 1-hour TSP monitoring results at the monitoring location, A22b, range from 77 $\mu\text{g}/\text{m}^3$ to 106 $\mu\text{g}/\text{m}^3$ with an average of 90.0 $\mu\text{g}/\text{m}^3$. 24-hour TSP monitoring results at the monitoring location A22a range from 64 $\mu\text{g}/\text{m}^3$ to 72 $\mu\text{g}/\text{m}^3$ with an average of 67.0 $\mu\text{g}/\text{m}^3$. 24-hour TSP monitoring results at the monitoring location A22b range from 66 $\mu\text{g}/\text{m}^3$ to 76 $\mu\text{g}/\text{m}^3$ with an average of 72.0 $\mu\text{g}/\text{m}^3$.

Based on the monitoring results, the TSP levels comply with the environmental requirements in EM&A Manual. There were no exceedances of the action and limit levels during the reporting month.

No major deficiency of the landscape and visual impacts was observed in the reporting month.

There were no environmental complaints received in the reporting month.

There were a total of 825.5 m³ of C&D waste and 182 m³ of general refuse disposed of to Tuen Mun Area 38 Fill Bank and North East New Territories Landfill respectively. No metal wastes were disposed of in the reporting month. No chemical waste was transported off site to Chemical Waste Treatment Centre at Tsing Yi in this reporting period.

Construction activities to be undertaken in March 2011 include construction of retaining wall; site drainage works and backfilling; construction works for area adjacent to retaining wall RW1D; construction of chimney of the cremator plant room and installation of cremators in plant room. Potential environmental impacts include dust generation from drilling, material transfer, demolition works, vehicular movement, stockpile of excavated materials; noise from construction of RC structure and backfilling; wastewater generated from spraying water; and generation of various wastes including C&D and chemical wastes. The Contractor should properly implement environmental mitigation measures as per the implementation schedule in the EM&A manual to ensure no adverse environmental impacts to be arisen from the construction works. The Contractor is also reminded to maintain good housekeeping at the site.

1. PROJECT BACKGROUND

The existing Wo Hop Shek Crematorium is a coffin crematorium with two twin cremators. A skeletal cremator building with a single cremator operates nearby for the cremation of skeletal remains from burial. The skeletal cremator and the coffin cremators were commissioned in the 1960's and 1991 respectively.

As the five existing cremators are approaching the end of their serviceable life, the Food and Environmental Hygiene Department (FEHD) proposes to demolish the existing coffin crematorium and the skeletal cremator building and to construct in-situ a new crematorium in the same site.

An Environmental Impact Assessment (EIA) was carried out for the Provision of Cremators at Wo Hop Shek Crematorium (hereafter referred to as the "Project") and the EIA Report was approved by Environmental Protection Department (EPD) in June 2008. The Environmental Permit (EP-329/2009) for the Project was issued by EPD in February 2009.

The locations of project site and air sensitive receivers are shown in Figure 1. The construction phase will be divided in the three phases as outlined below:

Phase I (Year 2009 to Year 2011)

Construction works include the demolition of the existing coffin crematorium building, transformer room and pump room and provision of five new coffin cremators, one dual-purpose cremator, one new skeletal cremator, one cremation plant room with sufficient space for housing nine single cremators and other ancillary facilities such as service halls. The new crematorium will provide seven cremators upon completion of Phase I.

Phase II (Year 2012)

The existing skeletal cremator building will be demolished upon completion of Phase I (i.e. there will be no overlapping between Phases I and II).

Phase III: Future Expansion Phase (for completion by around 2014)

Two additional cremators and one additional service hall will be provided upon completion of Phase II to allow future expansion.

In July 2009, Architectural Services Department (ArchSD) as the works agent has awarded the construction contract of the Project to Wan Chung Construction Co. Ltd. ("the Contractor"). The Contractor has appointed Allied Environmental Consultants Limited (AEC) as the Environmental Team (ET) to undertake Environmental Monitoring and Audit (EM&A) programme in accordance with the EM&A Manual under the approved EIA report, which details the EM&A requirements for the construction and operation of the Project, and the EP-329/2009.

The Construction Programme of the Project is shown in Appendix A. The construction works commenced on 1st November 2009. This report is the sixteenth monthly EM&A report, which details the EM&A results recorded during the period from 1st February 2011 to 28th February 2011.

1.1 Project Organization and Contact Personnel

Key personnel and contact particulars are summarized in Table 1.

Role	Department / Company	Names	Contact Number	Fax Number
Environmental Permit Holder	Food and Environmental Hygiene Department	Ms. Karen Sin	3141 1226	3101 0450
Architect	Architecture Services Department	Mr. Andrew Nam	2867 3662	2290 2170
Main Contractor	Wan Chung Construction Co., Limited	Mr. Murphy Kuen Mr. Frank So	9210 3154 9863 6587	2676 7966
Environmental Team Leader	Allied Environmental Consultants Limited	Ms. Grace Kwok	2815 7028	2815 5399
Independent Environmental Checker	EDMS Consulting Limited	Mr. Andy Chung	2869 6018	3007 8556

Table 1 Contact Details of Key Personnel

The organizational structure and lines of communication during the construction work with respect to environmental management is given in Appendix B.

2. CONSTRUCTION WORKS & PROGRAMME

The major works undertaken and/or completed during the monitoring period are listed below:

- Construction of retaining wall;
- Site drainage works;
- Site backfilling;
- Construction works for Area adjacent to Retaining Wall RW1D;
- Construction of the cremator plant room; and
- Installation of Cremators in Plant Room

Figure 2 shows the works undertaken during the monitoring month and Table 2 shows the interrelationship between construction activities and environmental mitigation measures in the reporting month.

Construction Works	Major Environmental Impact	Mitigation Measures
Construction of Retaining wall	Construction dust, construction noise and water quality impact.	<ol style="list-style-type: none"> 1. Watering and imperious sheeting should be provide to dusty materials from drilling, inclusive of materials transfer; 2. Water spraying should be provided to haul road and demolition works; 3. Dust emission from stockpile of excavated materials should be covered by imperious sheeting; and 4. Wastewater generated from spraying water should be well treated and recycled.
Site backfilling	Construction dust, construction noise and waste management.	Provide water spraying and imperious sheet to handling of debris material. Well-maintained and quiet plants were used. Trip record should maintain properly.
Site drainage works	Construction dust and construction noise.	Water spraying to loading /unloading process and stockpile. Well-maintained and quiet plants were used.
Construction works for Area adjacent to retaining wall RW1D	Construction dust, construction noise and waste management.	Provide water spraying and imperious sheet to handling of debris material. Well-maintained and quiet plants were used. Trip record should maintain properly.
Construction of chimney in cremator plant room	Construction dust and construction noise.	Water spraying to loading /unloading process and stockpile. Well-maintained and quiet plants were used.
Installation of Cremators in Plant Room	Abatement measures for dust and noise control abatement	Water spraying to loading /unloading process and stockpile. Well-maintained and quiet plants were used.

Table 2 Interrelationship between Construction Activities and Mitigation Measures

3. SUMMARY OF EM&A REQUIREMENT

For regular impact monitoring, the sampling frequency of at least once in every six-days, shall be strictly observed at the monitoring station for 24-hr TSP monitoring. For 1-hr TSP monitoring, the sampling frequency of at least three times in every six-days should be undertaken when the highest dust impact occurs.

From baseline monitoring results, the Action and Limit Levels for air quality are summarized in Table 3.

Parameters	Monitoring Location	Baseline Level ($\mu\text{g}/\text{m}^3$)	Action Level ($\mu\text{g}/\text{m}^3$)	Limit Level ($\mu\text{g}/\text{m}^3$)
24-Hour TSP Level	A22a	42.0	157.3	260
	A22b	41.6	157.0	260
1-Hour TSP Level	A22a	48.8	281.7	500
	A22b	46.8	280.4	500

Table 3 Action and Limit Level for Air Quality Impact Monitoring

Should non-compliance of the above Action and Limit levels occurs, actions in accordance with the Event and Action Plan in Table 4 **should be undertaken**.

Event	Action			
	ET	IEC	AR	Contractor
Action Level				
Exceedance for one sample	1. Identify source, investigate the causes of complaint and propose remedial measures; 2. Inform IEC and AR; 3. Repeat measurement to confirm finding; 4. Increase monitoring frequency to daily.	1. Check monitoring data submitted by ET; 2. Check Contractor's working method.	1. Notify Contractor.	1. Rectify any unacceptable practice; 2. Amend working methods if appropriate.
Exceedance for two or more consecutive samples	1. Identify source; 2. Inform IEC and AR; 3. Advise the AR on the effectiveness of the proposed remedial measures; 4. Repeat measurements to confirm findings; 5. Increase monitoring frequency to daily; 6. Discuss with IEC and Contractor on remedial actions required; 7. If exceedance	1. Check monitoring data submitted by ET; 2. Check Contractor's working method; 3. Discuss with ET and Contractor on possible remedial measures; 4. Advise the ET on the effectiveness of the proposed remedial measures;	1. Confirm receipt of notification of exceedance in writing; 2. Notify Contractor; 3. Ensure remedial measures properly implemented.	1. Submit proposals for remedial to AR within three working days of notification; 2. Implement the agreed proposals; 3. Amend proposal if appropriate.

Event	Action			
	ET	IEC	AR	Contractor
	continues, arrange meeting with IEC and AR; 8. If exceedance stops, cease additional monitoring.	5. Supervise Implementation of remedial measures.		
Limit Level				
Exceedance for one sample	1. Identify source, investigate the causes of exceedance and propose remedial measures; 2. Inform IEC, AR, Contractor and EPD; 3. Repeat measurement to confirm finding; 4. Increase monitoring frequency to daily; 5. Assess effectiveness of Contractor's remedial actions and keep IEC, EPD and AR informed of the results.	1. Check monitoring data submitted by ET; 2. Check Contractor's working method; 3. Discuss with ET and Contractor on possible remedial measures; 4. Advise the AR on the effectiveness of the proposed remedial measures; 5. Supervise implementation of remedial measures.	1. Confirm receipt of notification of exceedance in writing; 2. Notify Contractor; 3. Ensure remedial measures properly implemented.	1. Take immediate action to avoid further exceedance; 2. Submit proposals for remedial actions to IEC within three working days of notification; 3. Implement the agreed proposals; 4. Amend proposal if appropriate.
Exceedance for two or more consecutive samples	1. Notify IEC, AR, Contractor and EPD; 2. Identify source; 3. Repeat measurement to confirm findings; 4. Increase monitoring frequency to daily; 5. Carry out analysis of Contractor's working procedures to determine possible mitigation to be implemented; 6. Arrange meeting with IEC and AR to discuss the remedial actions to be taken; 7. Assess effectiveness of Contractor's remedial actions and keep IEC, EPD and AR informed of the results; 8. If exceedance stops, cease additional monitoring.	1. Discuss amongst AR, ET, and Contractor on the potential remedial actions; 2. Review Contractor's remedial actions whenever necessary to assure their effectiveness and advise the AR accordingly; 3. Supervise the implementation of remedial measures.	1. Confirm receipt of notification of exceedance in writing; 2. Notify Contractor; 3. In consultation with the IEC, agree with the Contractor on the remedial measures to be implemented; 4. Ensure remedial measures properly implemented; 5. If exceedance continues, consider what portion of the work is responsible and instruct the Contractor to stop that portion of work until the exceedance is abated.	1. Take immediate action to avoid further exceedance; 2. Submit proposals for remedial actions to IEC within three working days of notification; 3. Implement the agreed proposals; 4. Resubmit proposals if problem still not under control; 5. Stop the relevant portion of works as determined by the AR until the exceedance is abated

Table 4 Event and Action Plan

4. AIR QUALITY MONITORING

4.1 Air Quality Monitoring Methodology

TSP levels in 1-hour and 24-hour shall be measured to indicate the impacts of construction dust on air quality. TSP levels shall be measured by following the standard high volume sampling (HVS) method as set out in the Title 40 of the Code of Federal Regulations, Chapter 1 (Part 50). 1-hour TSP samples were taken three times a day between 0700-1900 hours. 24-hour TSP samples were taken every six days.

4.2 Monitoring Equipment

High Volume Sampler (HVS) in compliance with the specifications of section 2.2.1 of the EM&A Manual are used for carrying out the 1-hour and 24-hour TSP monitoring at the designated location. The model number of the HVSs is Anderson GMWS-2310 ACCU-VOL.

The HVSs are equipped with an electronic mass flow controller and be calibrated against a traceable standard at regular intervals. The flow rate of each HVS with mass flow controller is calibrated using an orifice calibrator. Initial calibration of dust monitoring equipment is conducted upon installation and prior to commissioning. Five point calibration is carried out every six months. The Calibration Certificates of the High-Volume TSP Sampler are given in Appendix C. The weighing of the filter paper was undertaken by SGS Hong Kong Limited.

Wind data monitoring equipment was set up on 30 November 2009 and set up at conspicuous locations for logging wind speed and wind direction near to the dust monitoring locations. Installation and operation of wind data monitoring equipment followed the followings:

- Wind sensors were installed on masts at an elevated level 10m above ground so that they are clear of obstructions of turbulence caused by the buildings;
- The wind data were captured by a data logger and to be downloaded for processing at least once a month;
- The wind data monitoring equipment shall be re-calibrated at least once every six months; and
- Wind direction is divided into 16 sectors of 22.5 degrees each.

Weather data were obtained from the on-site wind stations in the reporting month.

4.3 Air Quality Monitoring Programme

1-hour and 24-hour TSP monitoring were conducted to monitor the air quality. Air quality monitoring were conducted at two designated air quality monitoring locations during construction phase: (i) 83 Wo Ka Lau Road (A22a) and (ii) 51D Wo Hop Shek San Tsuen (A22b) as shown in Figure 3 on 2nd, 8th, 14th, 19nd and 25th February 2011. Details of the two air quality monitoring stations are shown in Table 5. Appendix D shows detailed schedule of the monitoring programme in the reporting month and upcoming month.

ID	Monitoring Location	Description of Monitoring Location
A22a	83 Wo Ka Lau Road	G/F at the front gate of 83 Wo Ka Lau Road
A22b	51D Wo Hop Shek San Tsuen	G/F boundary wall of house 51D of Wo Hop Shek San Tsuen

Table 5 Descriptions of Air Quality Monitoring Locations

5. RESULTS

5.1. Air Quality

1-hour and 24-hour TSP monitoring results are summarized in Table 6 and 7. Detailed results and graphical plots of 1-hour and 24-hour TSP monitoring are given in Appendices E and F respectively. There were no exceedances of the action and limit levels during the reporting month.

Date	Location	Time	1-Hour TSP ($\mu\text{g}/\text{m}^3$)	
2 February 2011	A22a	08:30 – 09:30	80	Average: 89.7
		09:30 – 10:30	93	
		10:30 – 11:30	96	
	A22b	08:40 – 09:40	95	Average: 88.7
		09:40 – 10:40	94	
		10:40 – 11:40	77	
8 February 2011	A22a	08:30 – 09:30	59	Average: 80.0
		09:30 – 10:30	89	
		10:30 – 11:30	92	
	A22b	08:40 – 09:40	97	Average: 91.7
		09:40 – 10:40	91	
		10:40 – 11:40	87	
14 February 2011	A22a	08:30 – 09:30	100	Average: 99.3
		09:30 – 10:30	101	
		10:30 – 11:30	97	
	A22b	08:40 – 09:40	106	Average: 90.3
		09:40 – 10:40	77	
		10:40 – 11:40	88	

Date	Location	Time	1-Hour TSP ($\mu\text{g}/\text{m}^3$)	
19 February 2011	A22a	08:30 – 09:30	75	Average: 86.3
		09:30 – 10:30	92	
		10:30 – 11:30	92	
	A22b	08:40 – 09:40	97	Average: 89.3
		09:40 – 10:40	77	
		10:40 – 11:40	94	
25 February 2011	A22a	08:30 – 09:30	85	Average: 88.7
		09:30 – 10:30	92	
		10:30 – 11:30	89	
	A22b	08:40 – 09:40	80	Average: 90.0
		09:40 – 10:40	98	
		10:40 – 11:40	92	

Table 6 1-Hour TSP Monitoring Results

Date	Location	Time	24-hr TSP ($\mu\text{g}/\text{m}^3$)
2 February 2011	A22a	11:30	72
	A22b	11:40	71
8 February 2011	A22a	11:30	68
	A22b	11:40	73
14 February 2011	A22a	11:30	65
	A22b	11:40	66
19 February 2011	A22a	11:30	66
	A22b	11:40	74
25 February 2011	A22a	11:30	64
	A22b	11:40	76

Table 7 24-Hour TSP Monitoring Results

5.2. Weather Conditions

Weather data were obtained from the on-site wind stations in the reporting month. Table 8 summarizes the wind data during the monitoring dates. Wind data records from the on-site wind stations are shown in Appendix G.

Date	Weather	Prevailing Wind direction	Daily Average Wind speed (m/s)
2 nd February 2011	Sunny	NW	0.15
8 th February 2011	Sunny	NE	0.18
14 th February 2011	Cloudy	W	0.27
19 th February 2011	Cloudy	SW	0.16
25 th February 2011	Sunny	NE	0.25

Table 8 Summary of Weather Conditions during the Monitoring Period

6. SITE INSPECTION & AUDIT

A total of four site inspections were conducted by the Environmental Team (ET) in this reporting month. Observations by the ET, actions by the Contractor and outcome are summarized in the Table 9.

Date	Observations	Action taken by Contractor	Outcome
1 February 2011	No major environmental deficiency.	N/A	N/A
11 February 2011	The unpaved area appeared dry and the exposed ground was not stabilized after works have been completed.	Sufficient watering was provided.	The situation was rectified as observed on 18 February 2011 (Closed).
18 February 2011	The dog-end of cigarette was found at the hoarding of the subject site.	General refuse was removed and disposed of properly.	The situation was rectified as observed on 25 February 2011 (Closed).
	The stockpile of construction waste was left in a tray during rain and waster was collected and accumulated in the tray.	The tray was covered with tarpaulin sheet immediately	The situation was rectified immediately. (Closed).
25 February 2011	Stagnant waster was found outside the retaining wall at the west portion of the site.	Pumps were provided to divert the stagnant water to the sedimentation tank.	The situation was rectified as observed on 3 March 2011 (Closed).
	Unpaved area and the stockpiles of dusty materials appeared dry.	Sufficient watering was provided.	The situation was rectified as observed on 3 March 2011 (Closed).
	Construction waste was stored and accumulated outside the designated waste storage area.	Construction waste was placed properly in the waste storage area.	The situation was rectified as observed on 3 March 2011 (Closed).
	Water was accumulated in the drip tray for chemical store.	Accumulated water was removed.	The situation was rectified as observed on 3 March 2011 (Closed).

Table 9 Summary of Site Inspections

During site inspections in the reporting month, no non-conformance of implementation of environmental mitigation measures was identified. All environmental mitigation measures for construction stages as stated in approved EIA Report, EM&A Manual and EP-329/2009 were carried out properly in the reporting month. The mitigation measures implementation schedule is shown in Appendix H.

7. ECOLOGICAL MONITORING

The ecological monitoring was completed on August 2010.

8. LANDSCAPE AND VISUAL IMPACTS

Landscape and visual impact inspections were carried out on 11th and 25th February 2011. No deficiency was observed.

9. NON-COMPLIANCE, COMPLAINTS, NOTIFICATIONS OF SUMMONS AND SUCCESSFUL PROSECUTIONS

In the reporting month, no complaint, inspection notice, notification of summons or prosecution was received. No non-compliance was recorded. The complaint log is appended in Appendix I. Cumulative statistics of Notification of Summons and Successful Prosecutions are shown in Table 10.

Notification of Summons		Successful Prosecution	
February 2011	Cumulative	February 2011	Cumulative
0	0	0	0

Table 10 Cumulative Statistics of Notification of Summons and Successful Prosecutions

10. WASTE MANAGEMENT

There were a total of 825.5m³ of C&D waste and 182 m³ of general refuse disposed of to Tuen Mun Area 38 Fill Bank and North East New Territories Landfill respectively. No metal wastes were disposed of in the reporting month. No chemical waste was transported off site to Chemical Waste Treatment Centre at Tsing Yi in this reporting period. The monthly Waste Flow Table is given in Appendix J.

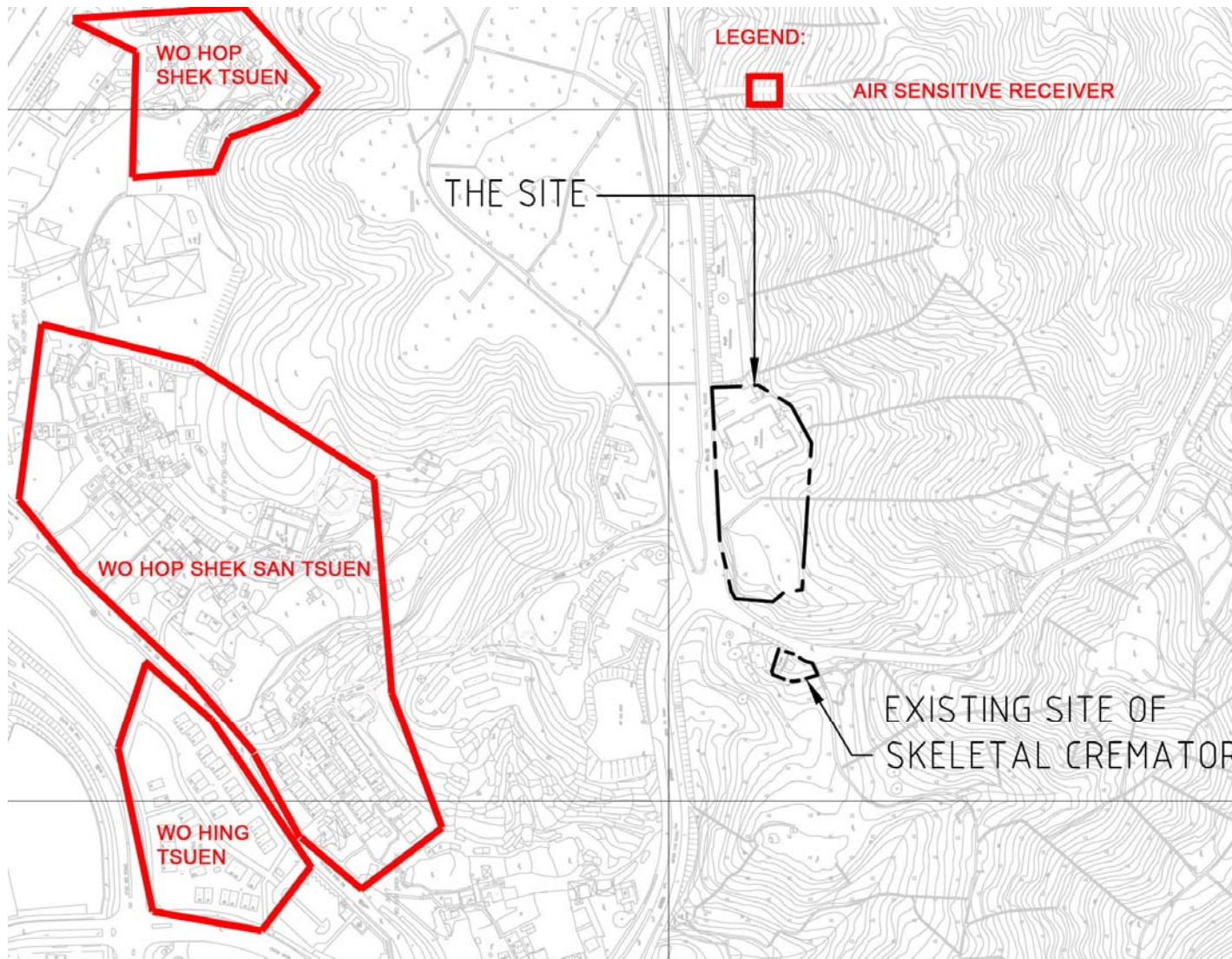
11. CONCLUSIONS AND FUTURE KEY ISSUES

Environmental monitoring was carried out for the Provision of Cremators at Wo Hop Shek Crematorium in the reporting month. 1-hour and 24-hour TSP air quality monitoring were conducted at (i) 83 Wo Ka Lau Road (A22a) and (ii) 51D Wo Hop Shek San Tsuen (A22b) during the period from 1st February to 28th February 2011.

The average 1-hour TSP level at the monitoring location A22a and A22b are 89.0µg/m³ and 90.0µg/m³ respectively. The average 24-hour TSP level at the monitoring locations A22a and A22b are 67.0µg/m³ and 72.0µg/m³ respectively. All monitoring results complied with the relevant action and limit levels.

There were a total of 825.5m³ of C&D waste and 182m³ of general refuse disposed of to Tuen Mun Area 38 Fill Bank and North East New Territories Landfill respectively. No metal wastes were disposed of in the reporting month. No chemical waste was transported off site to Chemical Waste Treatment Centre at Tsing Yi in this reporting period.

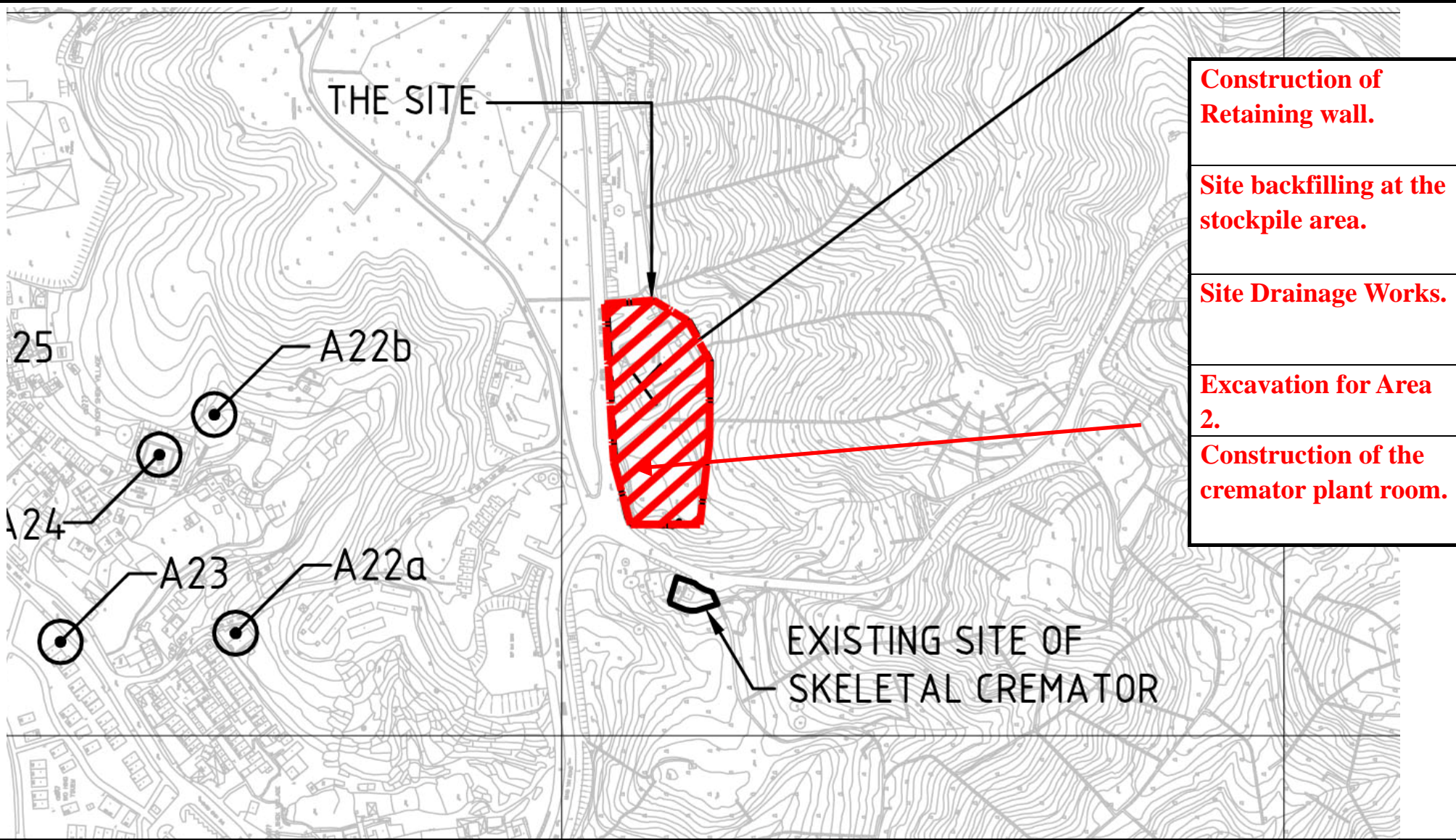
Construction activities to be undertaken in March 2011 include construction of retaining wall; site drainage works and backfilling; construction works for Area adjacent to retaining wall RW1D; construction of chimney of the cremator plant room and installation of cremator in plant room. Potential environmental impacts include dust generation from drilling, material transfer, demolition works, vehicular movement, stockpile of excavated materials; noise from construction of RC structure and backfilling; wastewater generated from spraying water; and generation of various wastes including C&D and chemical wastes. The Contractor should properly implement environmental mitigation measures as per the implementation schedule in the EM&A manual to ensure no adverse environmental impacts to be arisen from the construction works. The Contractor is also reminded to maintain good housekeeping at the site.



PROVISION OF CREMATORS AT WO HOP SHEK CREMATORIUM AT KIU TAU ROAD
LOCATIONS OF PROJECT SITE AND AIR SENSITIVE RECEIVERS

Figure No.	Rev.:
1	0
Scale	Date
NTS	12/09

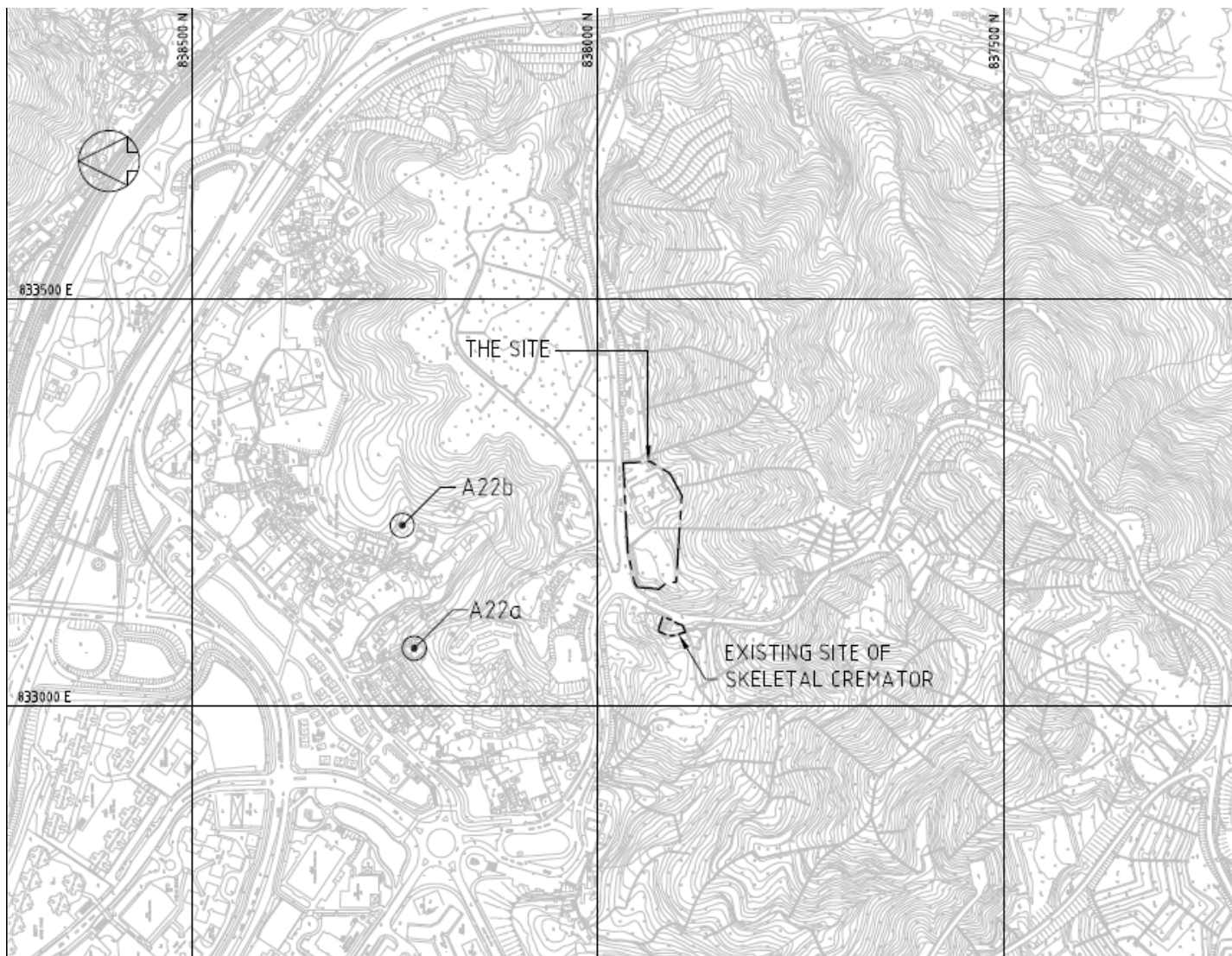




PROVISION OF CREMATORS AT WO HOP SHEK CREMATORIUM AT KIU TAU ROAD
CONSTRUCTION WORKS UNDERTAKEN DURING THE MONITORING MONTH

Figure No.	2	Rev.:	0
Scale	NTS	Date	10/10





PROVISION OF CREMATORS AT WO HOP SHEK CREMATORIUM AT KIU TAU ROAD
DESIGNATED AIR QUALITY MONITORING LOCATIONS

Figure No.

3

Rev.:

0


Scale

NTS

Date

12/09





Ground floor within the front gate of 83 Wo Ka Lau Road



Ground floor boundary wall of house 51D of Wo Hop Shek San Tsuen

PROVISION OF CREMATORS AT WO HOP SHEK CREMATORIUM AT KIU TAU ROAD
PHOTOGRAPHS OF AIR QUALITY MONITORING LOCATIONS

Figure No.

4

Rev.:

0

Scale

NTS

Date

12/09




Appendix A

Project Construction Programme



SS T326 Reprovision of WHS Crematorium
Master Programme Rev 3B



Project: SST326 Master Programme R
Date: Wed 25/11/09


任務
進度



里程碑
摘要



上顯型任務
上顯型里程碑



上顯型進度
分割



外部任務
專案摘要

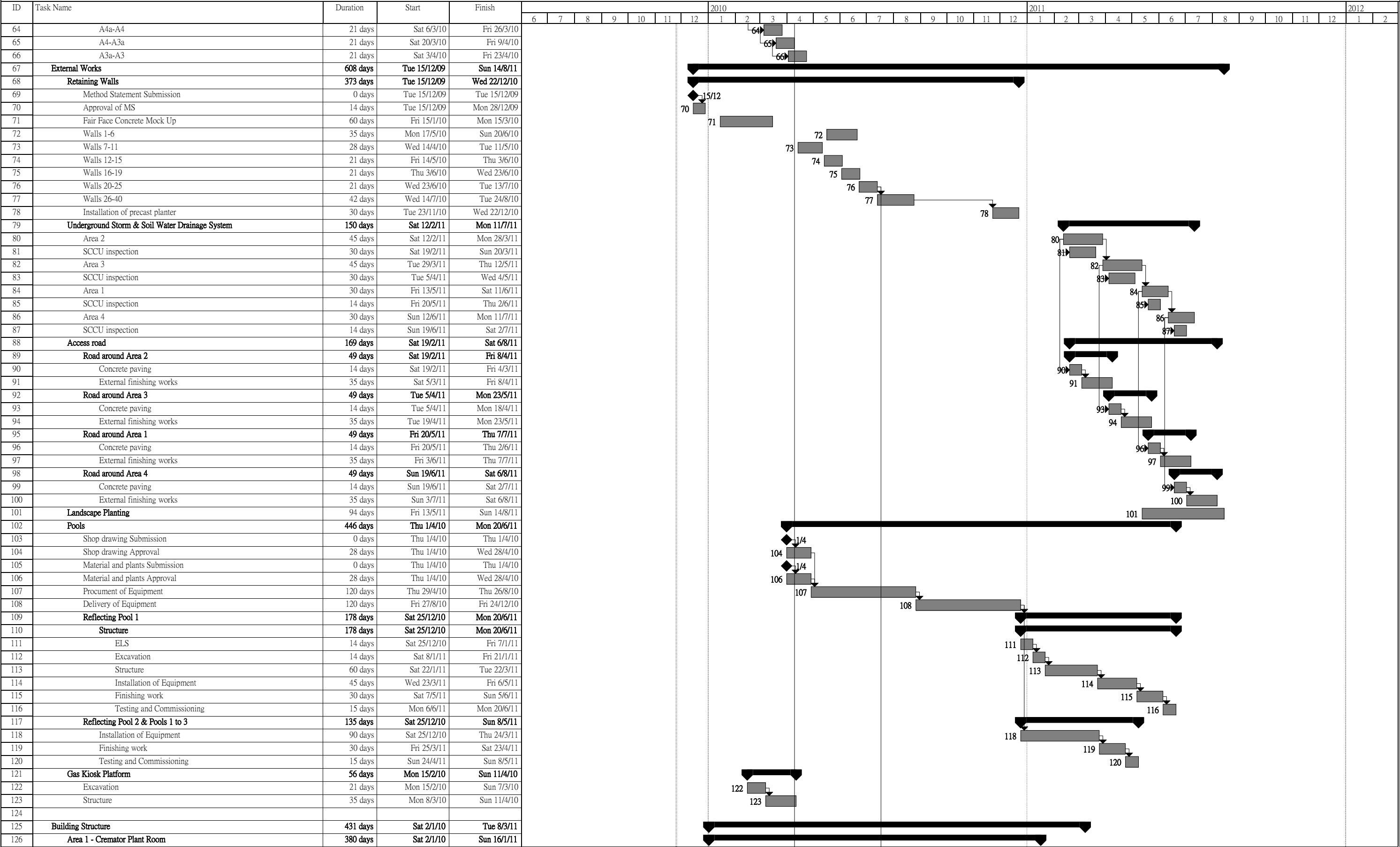


摘要群組
期限





SS T326 Reprovision of WHS Crematorium
Master Programme Rev 3B



Project: SST326 Master Programme R
Date: Wed 25/11/09

任務
進度



里程碑



上顯型任務
上顯型里程碑



上顯型進度
分割



外部任務
專案摘要




摘要群組
期限





SS T326 Reprovision of WHS Crematorium
Master Programme Rev 3B



Project: SST326 Master Programme R
Date: Wed 25/11/09

任務
進度



里程碑
摘要



上顯型任務
上顯型里程碑



上顯型進度
分割



外部任務
專案摘要





摘要群組
期限






SS T326 Reprovision of WHS Crematorium
Master Programme Rev 3B





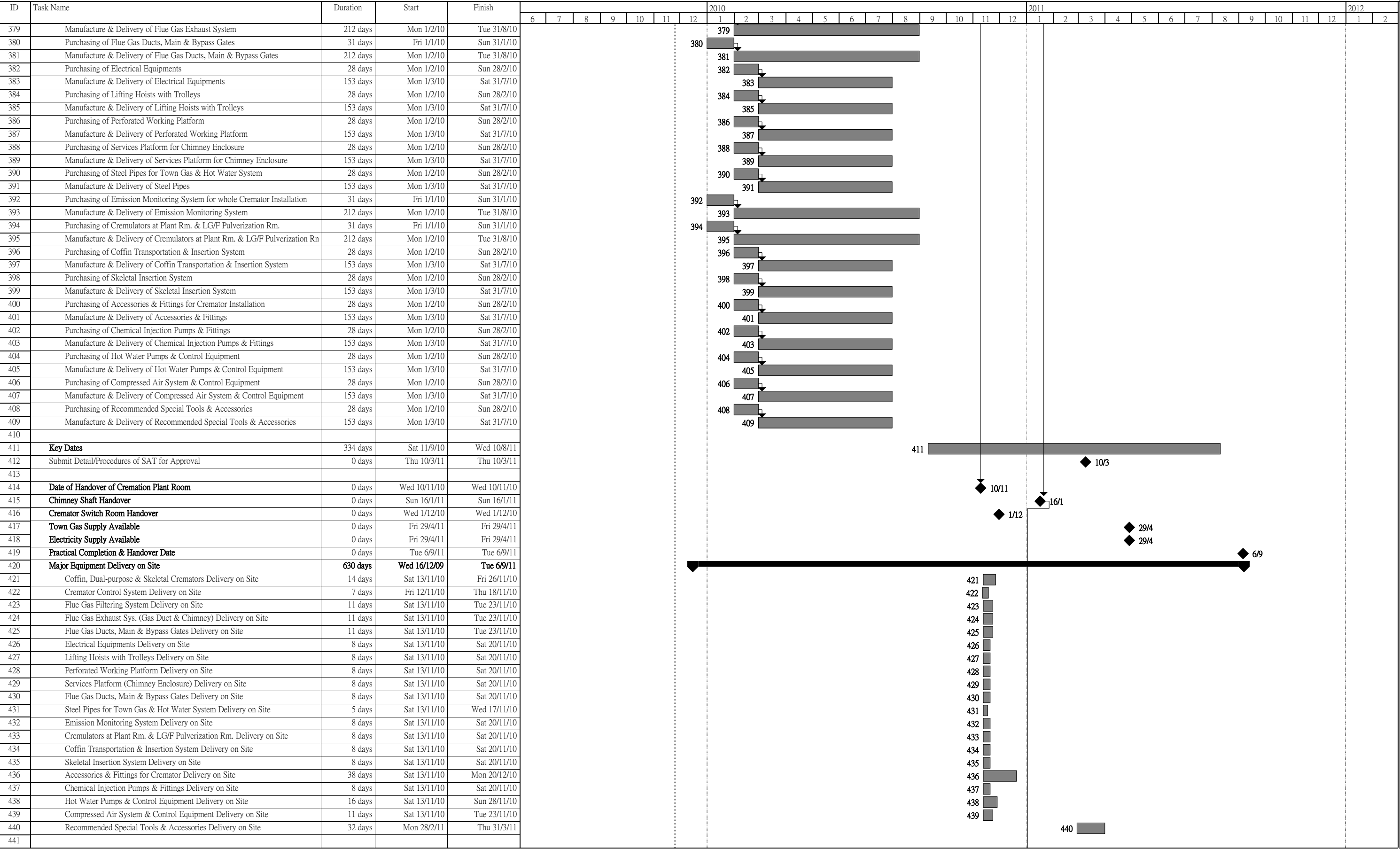


SS T326 Reprovision of WHS Crematorium
Master Programme Rev 3B





SS T326 Reprovision of WHS Crematorium
Master Programme Rev 3B



Project: SST326 Master Programme R
Date: Wed 25/11/09

任務
進度



里程碑
摘要



上顯型任務
上顯型里程碑



上顯型進度
分割



外部任務
專案摘要

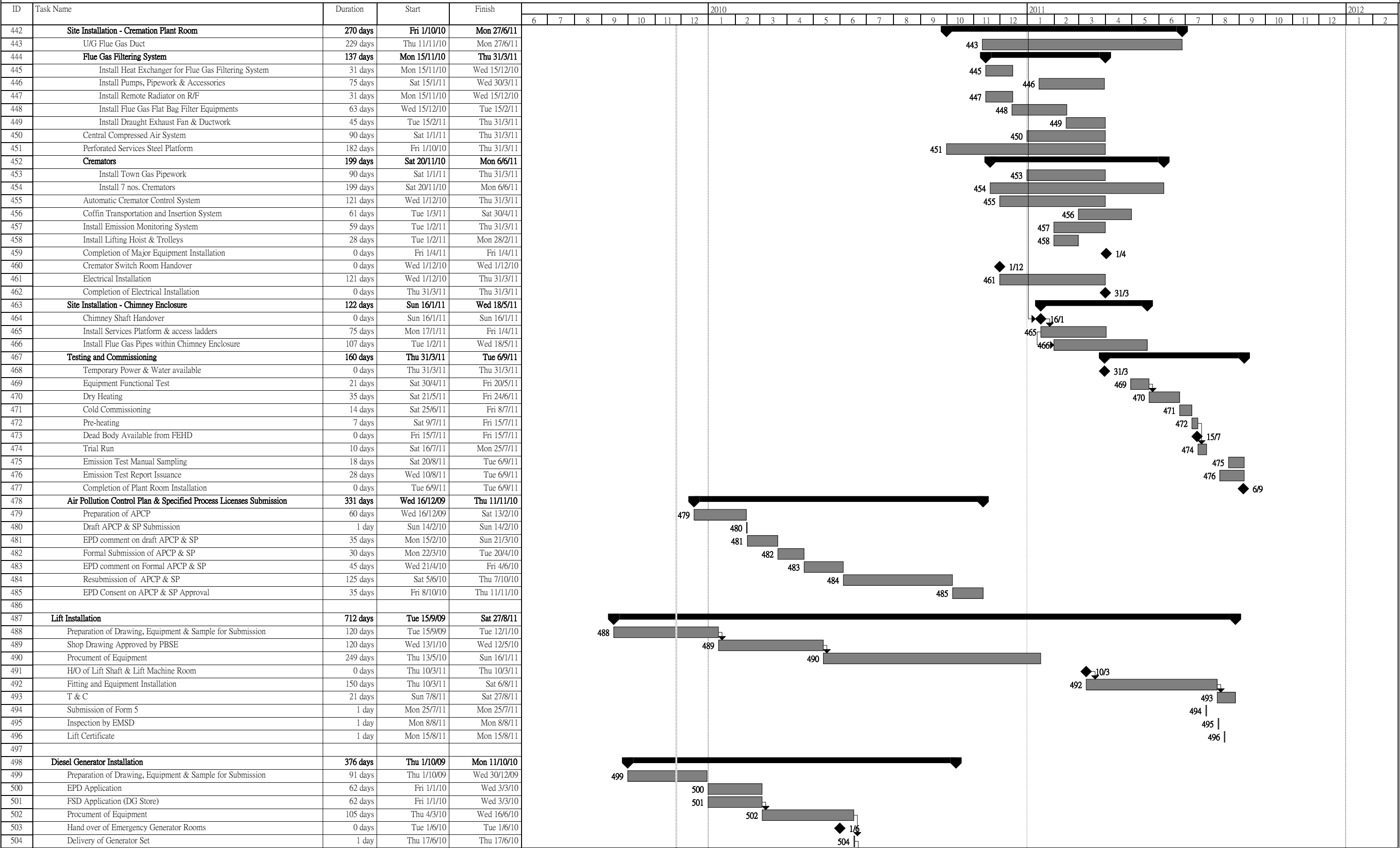


摘要群組
期限





SS T326 Reprovision of WHS Crematorium
Master Programme Rev 3B



Project: SST326 Master Programme R
Date: Wed 25/11/09

任務
進度



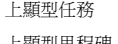
里程碑
摘要



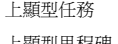
上顯型任務
上顯型里程碑



上顯型里程碑



上顯型任務
上顯型里程碑



上顯型里程碑



上顯型任務
上顯型里程碑



上顯型里程碑



上顯型任務
上顯型里程碑



上顯型里程碑



上顯型任務
上顯型里程碑



上顯型里程碑



上顯型任務
上顯型里程碑



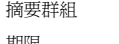
上顯型里程碑



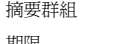
上顯型任務
上顯型里程碑



上顯型里程碑



上顯型任務
上顯型里程碑



上顯型里程碑



上顯型任務
上顯型里程碑



上顯型里程碑



上顯型任務
上顯型里程碑



上顯型里程碑



上顯型任務
上顯型里程碑



上顯型里程碑



上顯型任務
上顯型里程碑



上顯型里程碑



上顯型任務
上顯型里程碑



上顯型里程碑



上顯型任務
上顯型里程碑



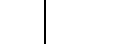
上顯型里程碑



上顯型任務
上顯型里程碑



上顯型里程碑



上顯型任務
上顯型里程碑



上顯型里程碑

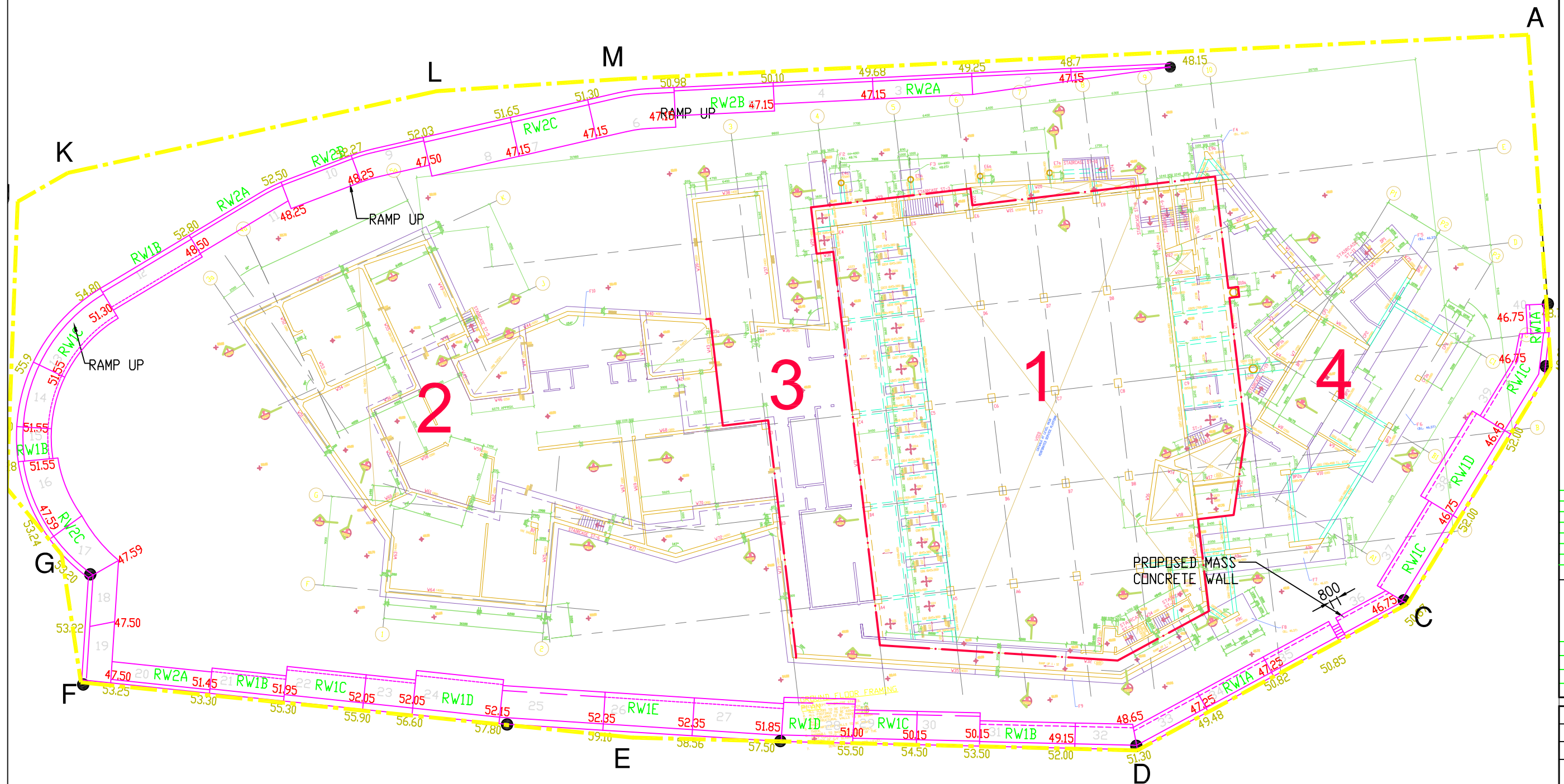


SS T326 Reprovision of WHS Crematorium
Master Programme Rev 3B

ID	Task Name	Duration	Start	Finish
505	Delivery of Fuel Tank	1 day	Fri 18/6/10	Fri 18/6/10
506	Hoisting of Generator Set and Fuel Tank	3 days	Sat 19/6/10	Mon 21/6/10
507	Installation of Exhaust Pipe System	31 days	Tue 22/6/10	Thu 22/7/10
508	Acoustic Silencer Installation	14 days	Fri 23/7/10	Thu 5/8/10
509	Fuel Tank Installation	13 days	Fri 6/8/10	Wed 18/8/10
510	Installation of Fuel Pipe System	13 days	Thu 19/8/10	Tue 31/8/10
511	Electrical Works	14 days	Wed 1/9/10	Tue 14/9/10
512	Sundries	3 days	Wed 15/9/10	Fri 17/9/10
513	FSD Inspection (DG Store)	15 days	Sat 18/9/10	Sat 2/10/10
514	Testing and Commissioning	9 days	Sun 3/10/10	Mon 11/10/10
515				
516	Clean & Clear Site	33 days	Fri 5/8/11	Tue 6/9/11
517	OP Inspection by SCCU	7 days	Tue 30/8/11	Mon 5/9/11
518				
519	Sections 2 & 4	120 days	Wed 7/9/11	Wed 4/1/12
520	Contaminant (Sections 2 & 4)	91 days	Wed 7/9/11	Tue 6/12/11
521	Preparation of CAP	7 days	Wed 7/9/11	Tue 13/9/11
522	Certication of the CAP by ET & IEC	2 days	Wed 14/9/11	Thu 15/9/11
523	Submission of the CAP to EPD	0 days	Thu 15/9/11	Thu 15/9/11
524	Approval of the CAP by EPD	28 days	Fri 16/9/11	Thu 13/10/11
525	Contamination Investigation	7 days	Wed 7/9/11	Tue 13/9/11
526	Contamination Lab Test	45 days	Wed 14/9/11	Fri 28/10/11
527	Preparation of the CAR & RAP	2 days	Sat 29/10/11	Sun 30/10/11
528	Certification of the CAR & RAP by ET & IEC	2 days	Mon 31/10/11	Tue 1/11/11
529	Submission of CAR & RAP to EPD	0 days	Tue 1/11/11	Tue 1/11/11
530	Approval of the CAR & RAP by EPD	28 days	Wed 2/11/11	Tue 29/11/11
531	Site Remediation Works	7 days	Wed 30/11/11	Tue 6/12/11
532	Report Completion of the Remediation Works to EPD	0 days	Tue 6/12/11	Tue 6/12/11
533	Asbestos Removal (Sections 2 & 4)	49 days	Mon 31/10/11	Sun 18/12/11
534	Preparation of asbestos abatement proposal	7 days	Mon 31/10/11	Sun 6/11/11
535	Certification of the asbestos abatement proposal by ET & IEC	7 days	Mon 7/11/11	Sun 13/11/11
536	Submission to EPD	0 days	Sun 13/11/11	Sun 13/11/11
537	Approval of abatement proposal by EPD	28 days	Mon 14/11/11	Sun 11/12/11
538	Asbestos Abatement Works	7 days	Mon 12/12/11	Sun 18/12/11
539	Report Completion of the Asbestos Abatment Works to EPD	0 days	Sun 18/12/11	Sun 18/12/11
540	Demolition of Cremator Building	17 days	Mon 19/12/11	Wed 4/1/12
541	Reinstated Works	5 days	Thu 29/12/11	Mon 2/1/12
542	Landscape Planting	6 days	Thu 29/12/11	Tue 3/1/12
543	Clean & Clear Site	2 days	Tue 3/1/12	Wed 4/1/12

NOTES:

DO NOT SCALE DRAWING. ALL DIMENSIONS ARE TO BE VERIFIED ON SITE. ANY DISCREPANCY FOUND SHALL BE NOTIFIED TO THE ARCHITECT IMMEDIATELY. THIS DRAWING IS TO BE USED IN CONJUNCTION WITH THE SPECIFICATIONS & CONDITIONS OF CONTRACT. THIS DRAWING AND ITS CONTENTS ARE THE PROPERTY OF THE ARCHITECT AND SHALL BE RETURNED AT COMPLETION OF THE WORK.



No.	Date	Description	Initial

Revision

Main Contractor



宏宗建築有限公司
AN CHUNG CONSTRUCTION CO. LTD.

	Name	Signed	Date
Drawn	SN		8/8/2009
Checked			
Approved			

Contract No. SS T326

Files No.

Project No. A855

REPROVISIONING OF WO HOP SHEK CREMATORIUM
AT KIU TAU ROAD, WO HOP SHEK,
FANLING, NEW TERRITORIES

Drawing Title

CJ

Drawing No. A855-SK000

[illegible]

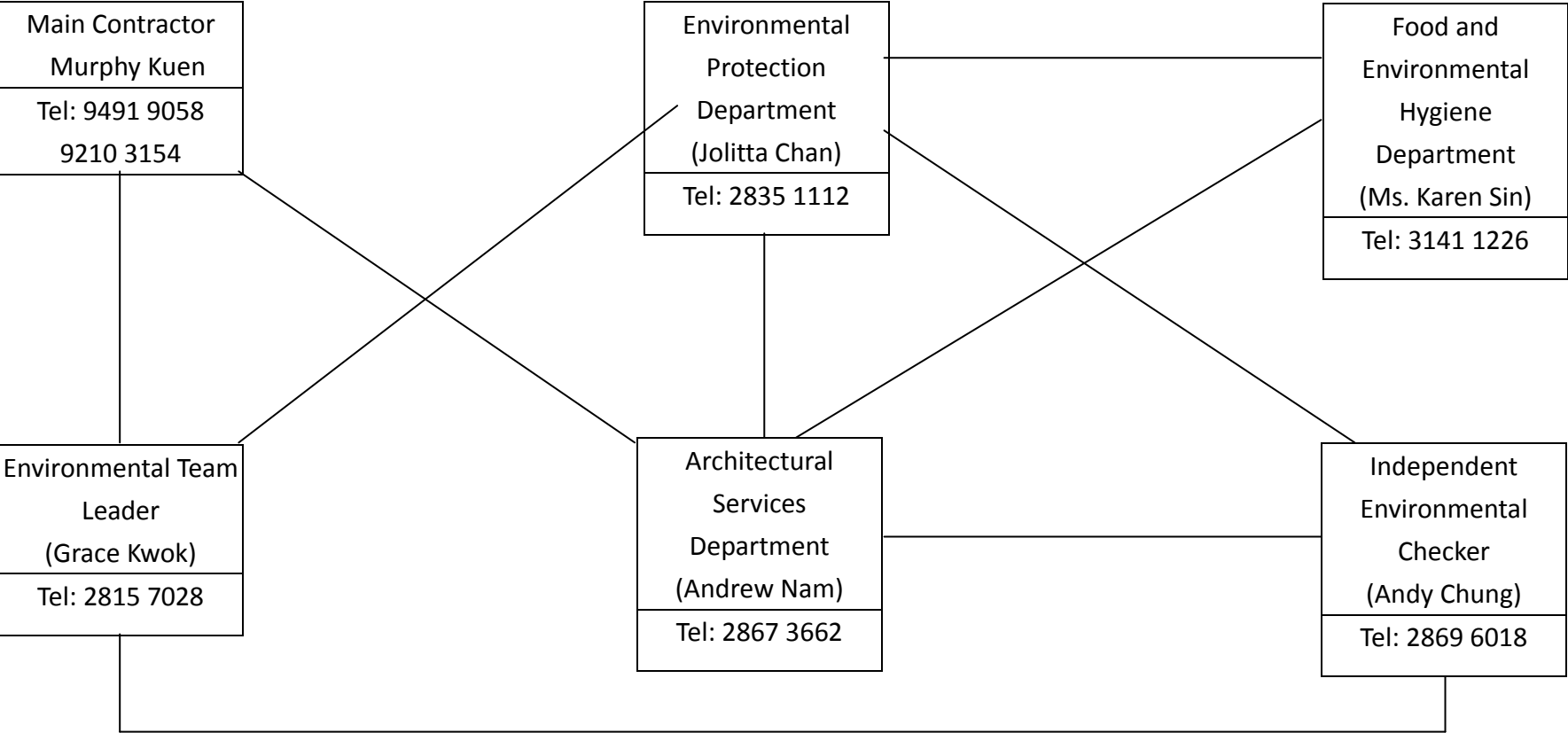
to	
----	--

ARCHITECTURAL
SERVICES
DEPARTMENT

Appendix B
Organization Chart

Appendix B – Organization Chart

————— Line of communication



Appendix C

*Calibration Certificates of Air Quality
Monitoring Instruments*

High-Volume TSP Sampler
5-Point Calibration Record

Location : A1 (Fanling)
Calibrated by : P.F.Yeung
Date : 7/01/2011

Sampler

Model : GMWS-2310 ACCU-VOL
Serial Number : S/N 0143

Calibration Office and Standard Calibration Relationship

Serial Number : 1785
Service Date : 10 May 2010
Slope (m) : 2.01637
Intercept (b) : -0.02316
Correlation Coefficient(r) : 0.99996

Standard Condition

Pstd (hpa) : 1013
Tstd (K) : 298.18

Calibration Condition

Pa (hpa) : 1020
Ta(K) : 289

Zero Error of Sampler Flow Rate Indication

IO : 0.0

Resistance Plate		dH [green liquid] (inch water)	Z	X=Qstd (cubic meter/min)	IC	Y
1	18 holes	12.0	3.530	1.762	60	61.1
2	13 holes	9.8	3.192	1.593	50	50.9
3	10 holes	6.5	2.597	1.299	34	34.6
4	7 holes	5.3	2.345	1.174	27	27.5
5	5 holes	2.9	1.735	0.872	10	10.2

Sampler Calibration Relationship

Slope(m): 56.975 Intercept(b): -39.486 Correlation Coefficient(r): 0.9999

Checked by: Magnum Fan

Date: 10/01/2011

High-Volume TSP Sampler
5-Point Calibration Record

Location : A2,(Fanling)
Calibrated by : P.F.Yeung
Date : 7/01/2011

Sampler

Model : GMWS-2310 ACCU-VOL
Serial Number : S/N 1068

Calibration Office and Standard Calibration Relationship

Serial Number : 1785
Service Date : 10 May 2010
Slope (m) : 2.01637
Intercept (b) : -0.02316
Correlation Coefficient(r) : 0.99996

Standard Condition

Pstd (hpa) : 1013
Tstd (K) : 298.18

Calibration Condition

Pa (hpa) : 1020
Ta(K) : 289

Zero Error of Sampler Flow Rate Indication

IO : 0.0

Resistance Plate		dH [green liquid] (inch water)	Z	X=Qstd (cubic meter/min)	IC (indicated flow)	Y
1	18 holes	7.4	2.772	1.386	47	47.9
2	13 holes	5.5	2.390	1.197	38	38.7
3	10 holes	4.8	2.232	1.119	34	34.6
4	7 holes	2.7	1.674	0.842	20	20.4
5	5 holes	1.7	1.329	0.670	12	12.2

Sampler Calibration Relationship

Slope(m): 50.213 Intercept(b): -21.586 Correlation Coefficient(r): 0.9999

Checked by: Magnum Fan

Date: 10/01/2011

Appendix D

*Detail Schedule of Air Quality Monitoring
Programme*

Schedule for air quality monitoring programme of reprovisioning of Wo Hop Shek
Crematorium at Kiu Tau Road

Monitoring schedule for the reporting month

Date	Start Time
2 nd February 2011	08:30
8 th February 2011	08:30
14 th February 2011	08:30
19 th February 2011	08:30
25 th February 2011	08:30

Monitoring schedule of the coming month

Date	Time
3 rd March 2011	To be confirmed
9 th March 2011	To be confirmed
15 th March 2011	To be confirmed
21 st March 2011	To be confirmed
26 th March 2011	To be confirmed

Appendix E

*Summary and Graphical Plot of 1-Hour TSP
Monitoring Record*

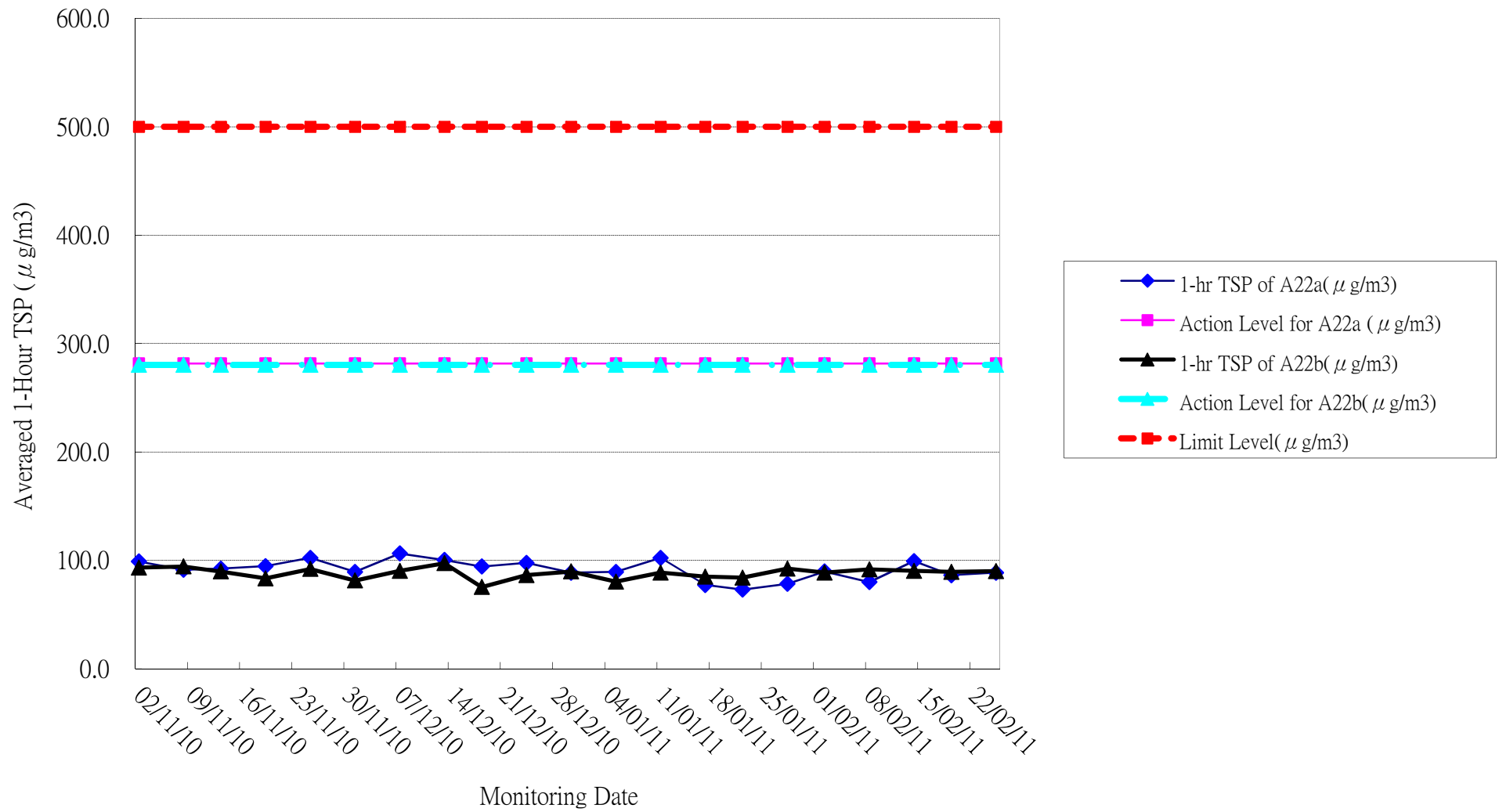
Impact Monitoring for reprovisioning of cremators in Wo Hop Shek Crematorium

Air Quality Monitoring: 1-hour TSP

Month: February 2011

Date	1-hr TSP of A22a($\mu\text{g}/\text{m}^3$)	Action Level for A22a ($\mu\text{g}/\text{m}^3$)	1-hr TSP of A22b($\mu\text{g}/\text{m}^3$)	Action Level for A22b($\mu\text{g}/\text{m}^3$)	Limit Level($\mu\text{g}/\text{m}^3$)
2/2/2011	89.7	281.7	88.7	280.4	500.0
8/2/2011	80.0	281.7	91.7	280.4	500.0
14/2/2011	99.3	281.7	90.3	280.4	500.0
19/2/2011	86.3	281.7	89.3	280.4	500.0
25/2/2011	88.7	281.7	90.0	280.4	500.0

1-Hour TSP air quality monitoring data plot recorded at the designated monitoring points



Appendix F

*Summary and Graphical Plot of 24-Hour TSP
Monitoring Record*

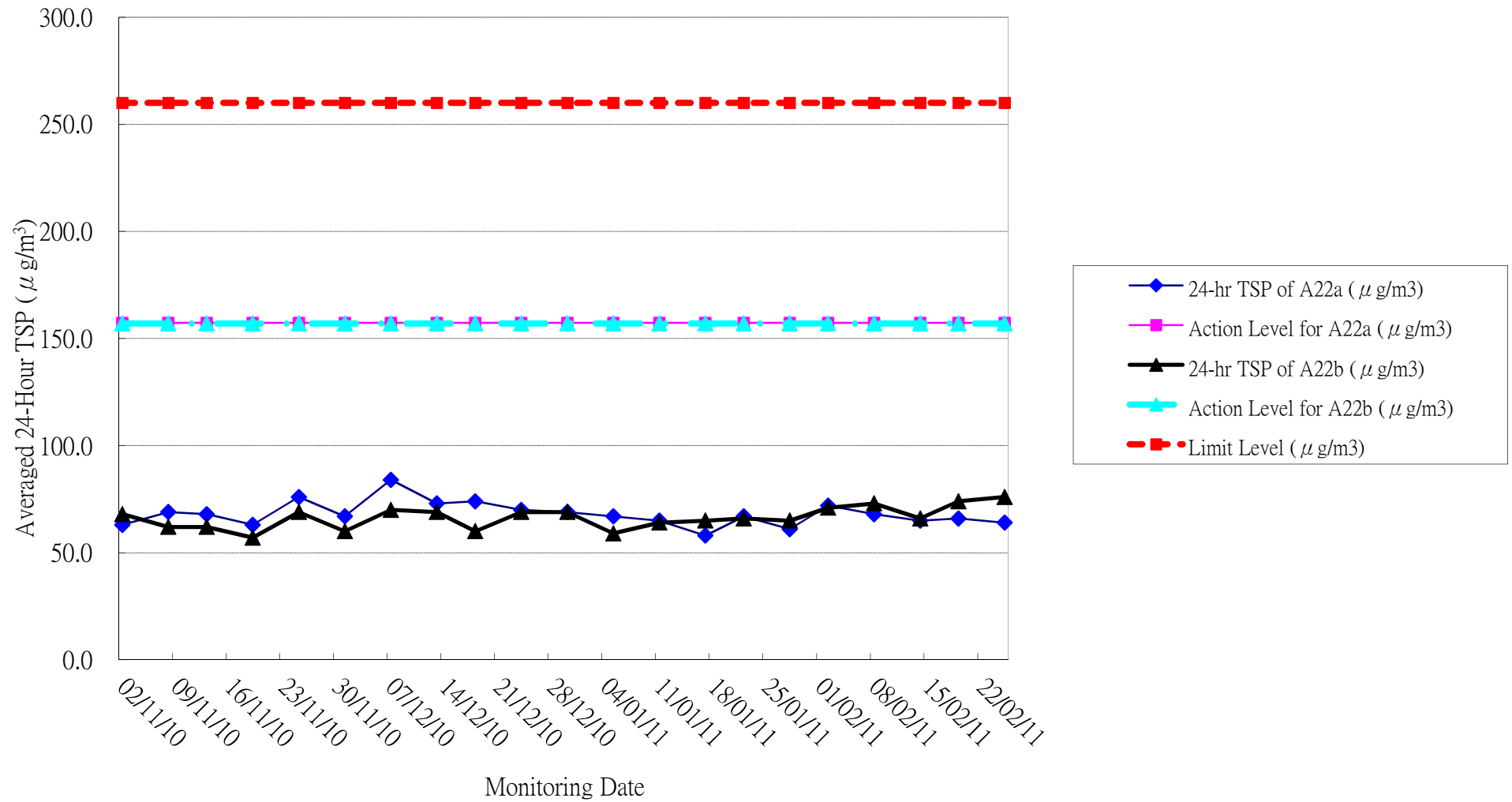
Impact Monitoring for reprovisioning of cremators in Wo Hop Shek Crematorium

Air Quality Monitoring: 24-hour TSP

Month: February 2011

Date	24-hr TSP of A22a (µg/m3)	Action Level for A22a (µg/m3)	24-hr TSP of A22b (µg/m3)	Action Level for A22b (µg/m3)	Limit Level (µg/m3)
02/02/11	72.0	157.3	71.0	157.0	260.0
08/02/11	68.0	157.3	73.0	157.0	260.0
14/02/11	65.0	157.3	66.0	157.0	260.0
19/02/11	66.0	157.3	74.0	157.0	260.0
25/02/11	64.0	157.3	76.0	157.0	260.0

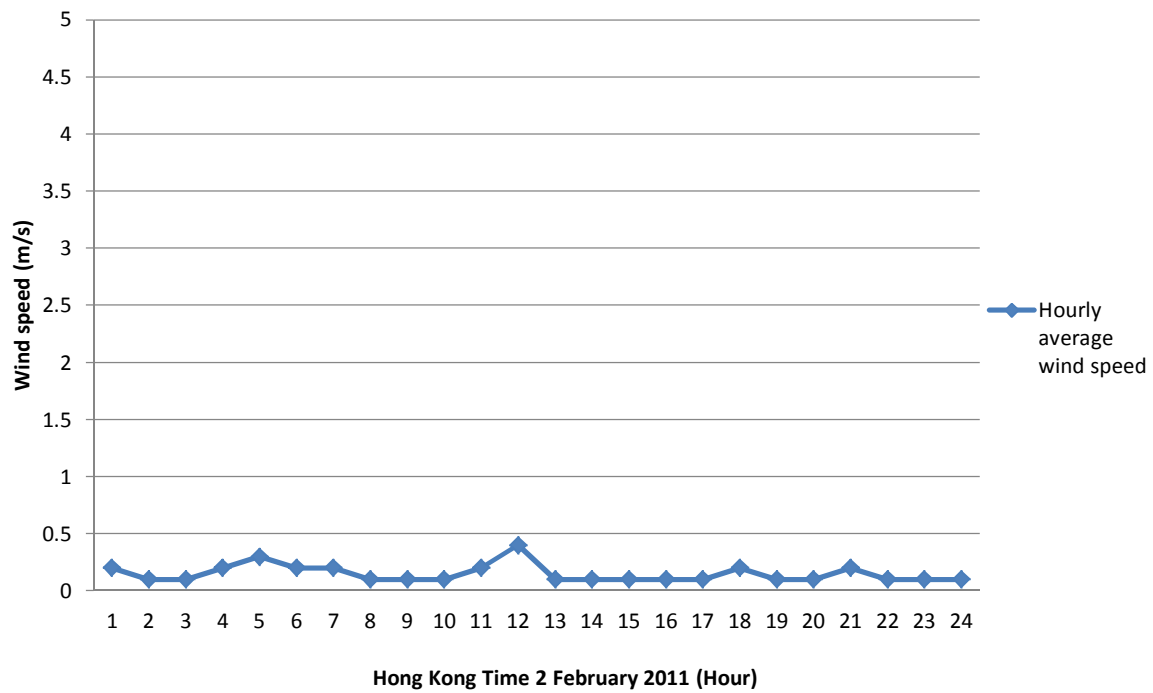
24-Hour TSP air quality monitoring data plot recorded at the designated monitoring points



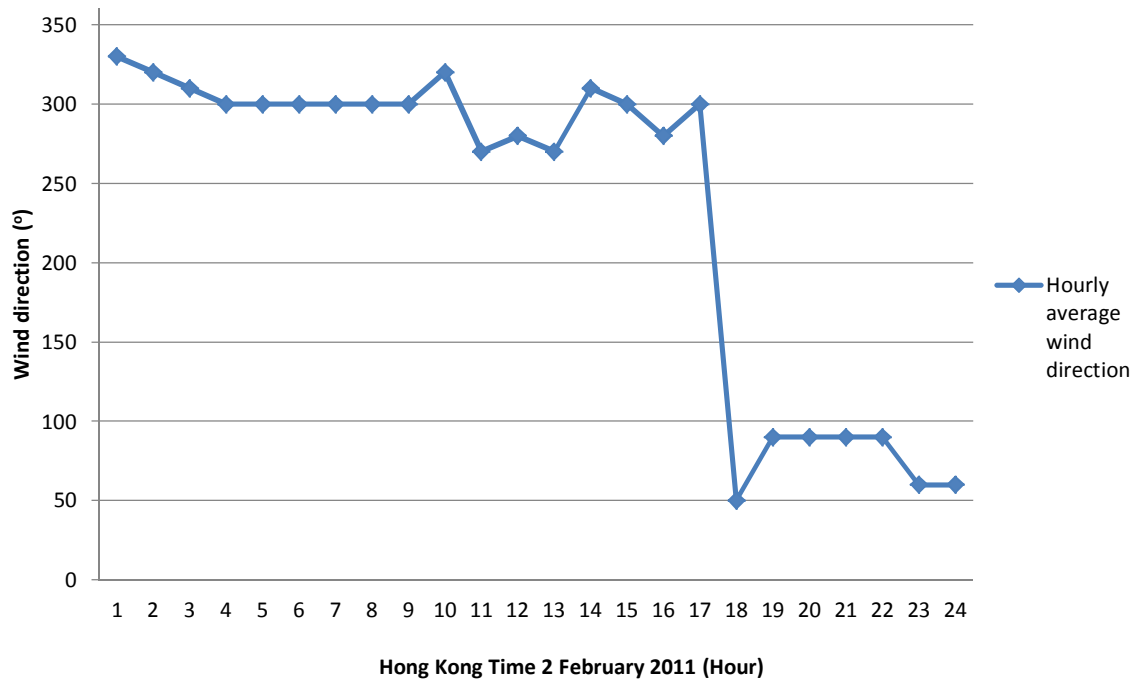
Appendix G

Wind Record from On-site Wind Station

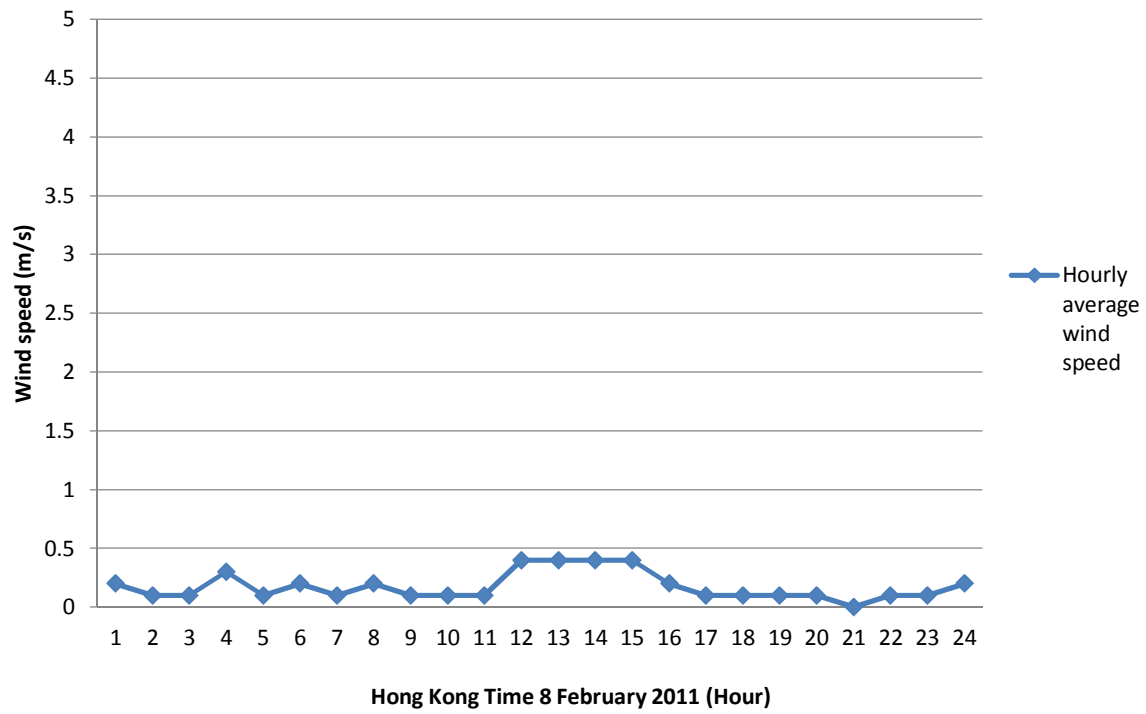
Wind speed profile at on-site wind station



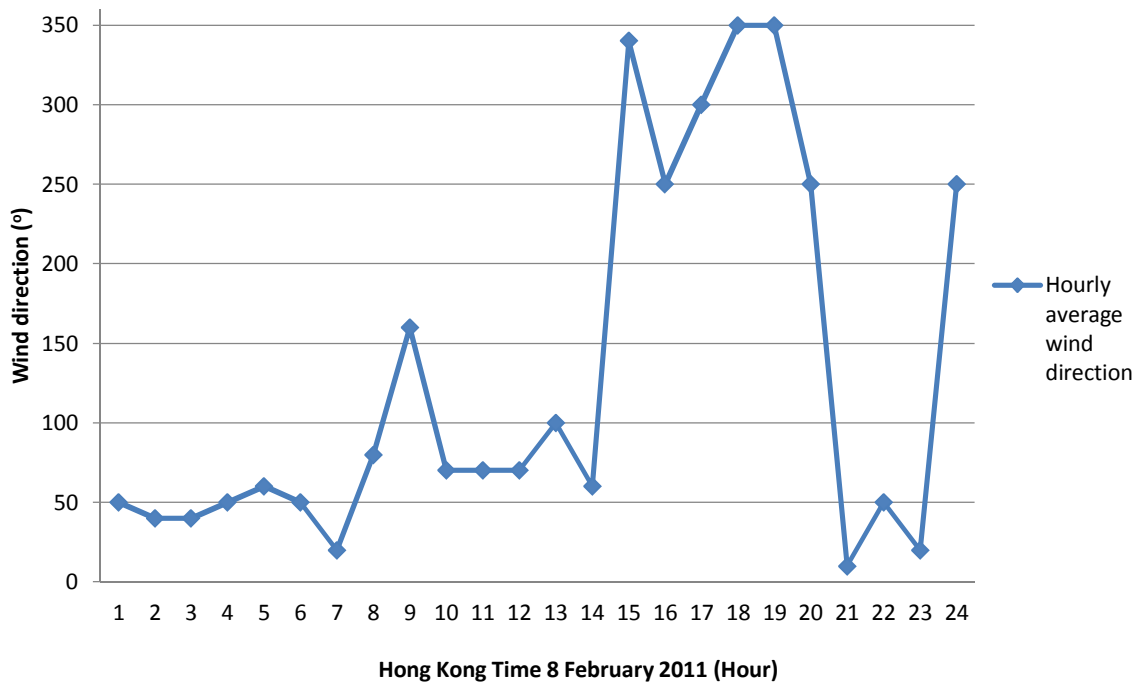
Wind direction profile at on-site wind station



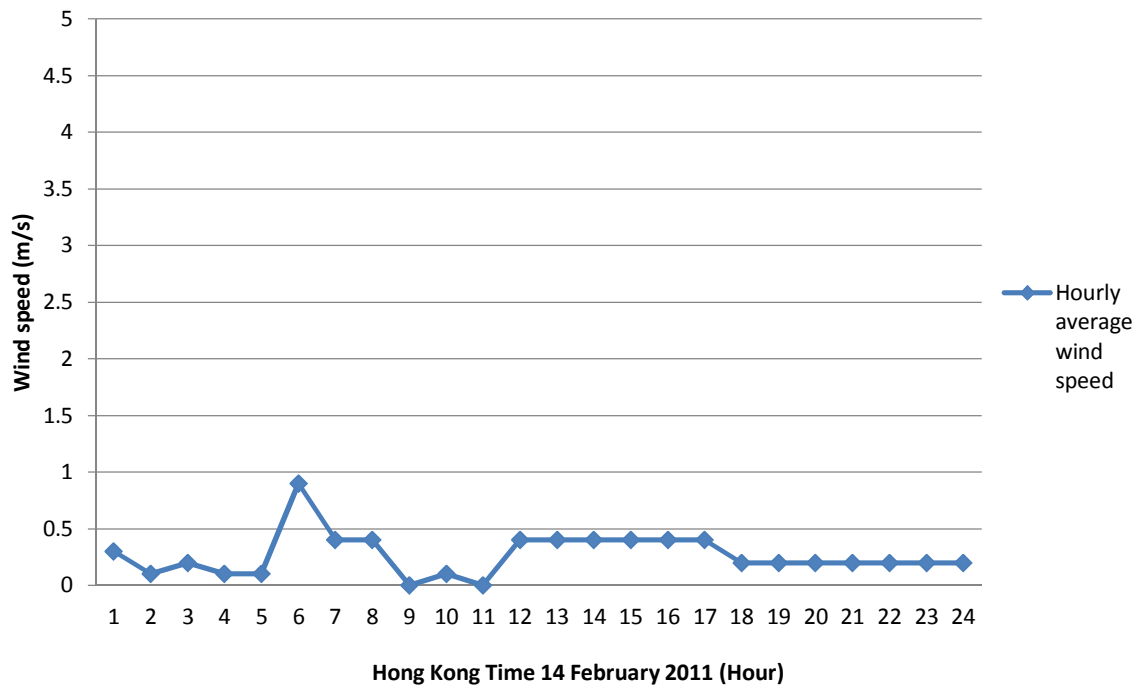
Wind speed profile at on-site wind station



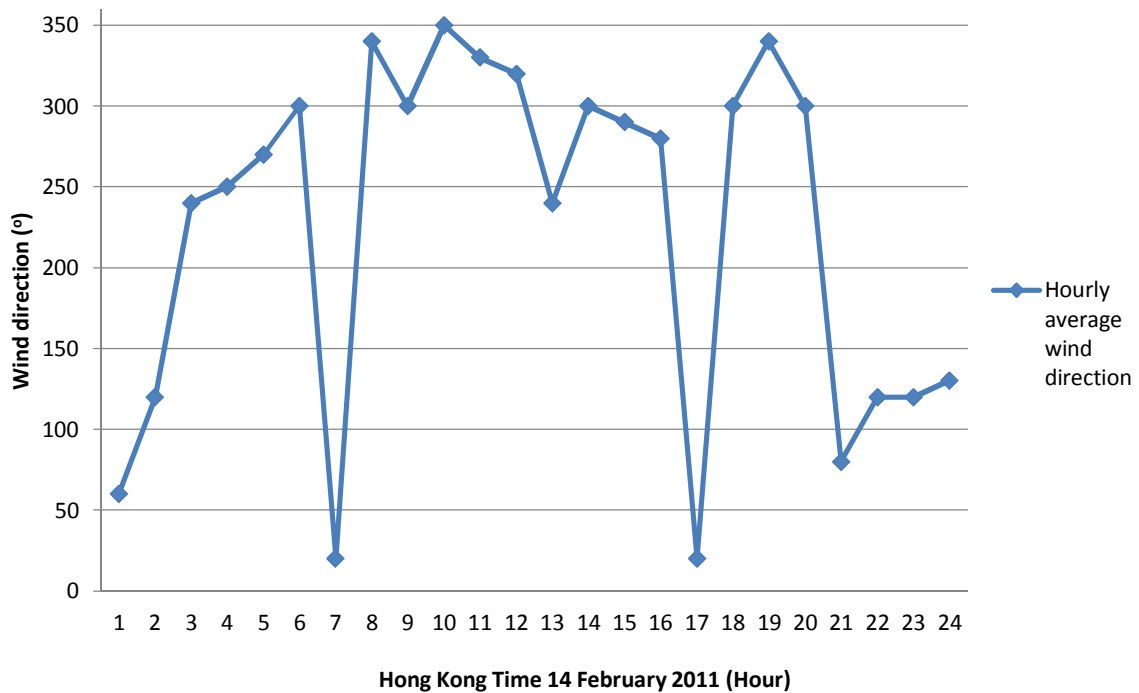
Wind direction profile at on-site wind station



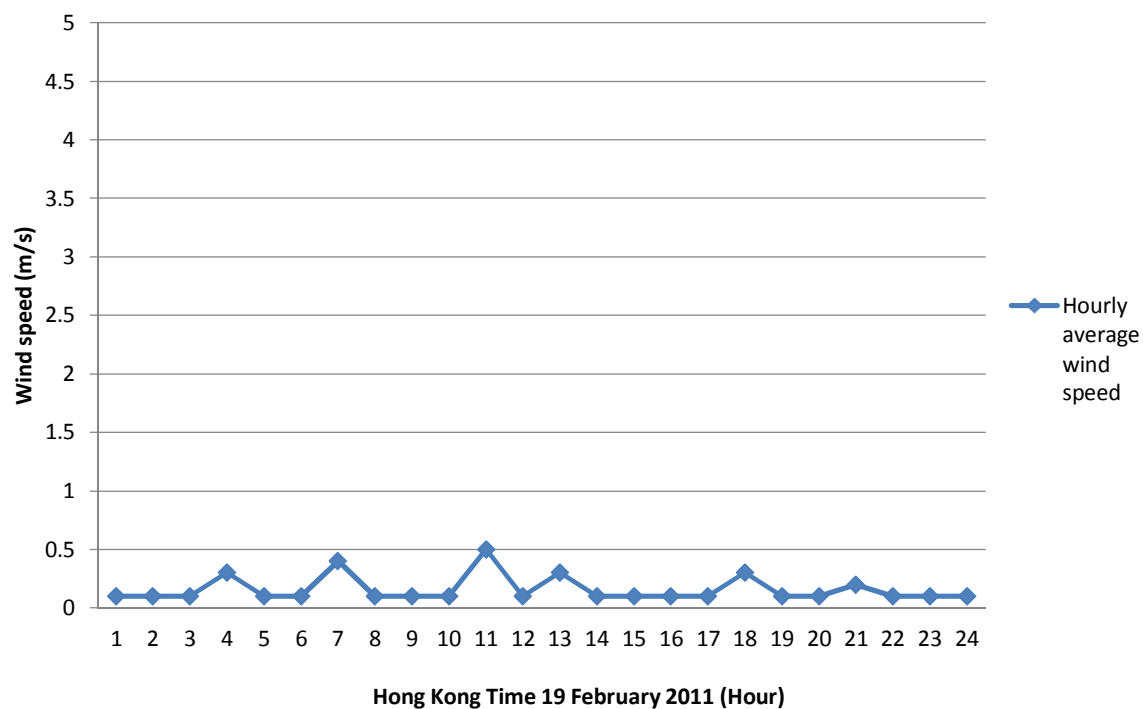
Wind speed profile at on-site wind station



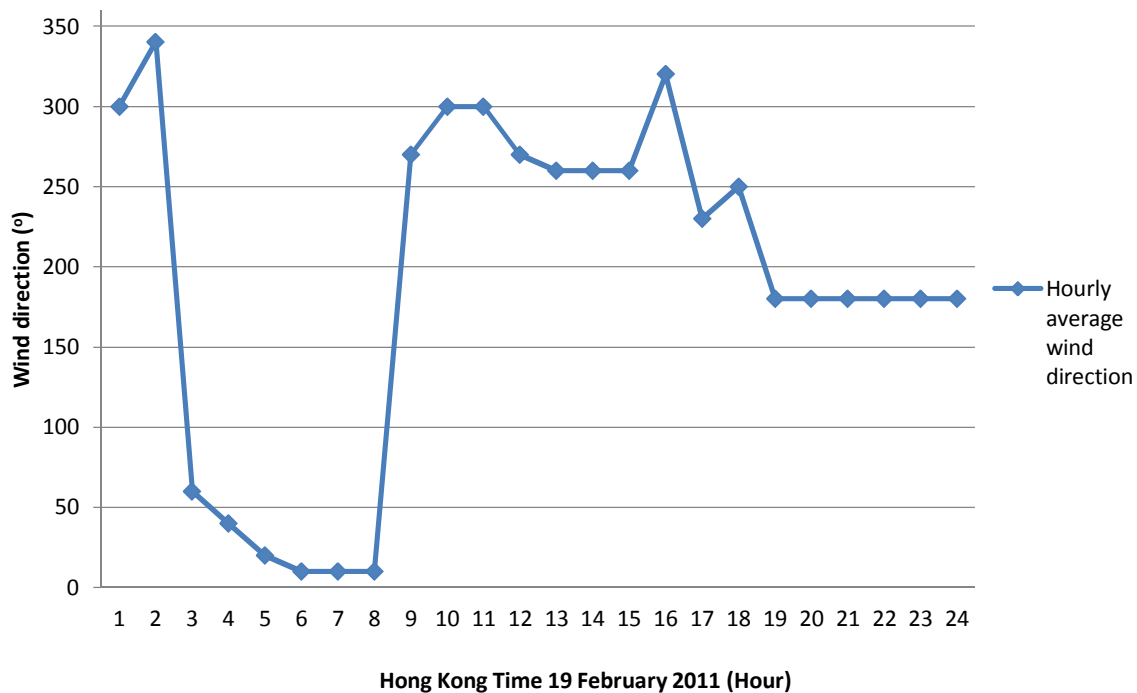
Wind direction profile at on-site wind station



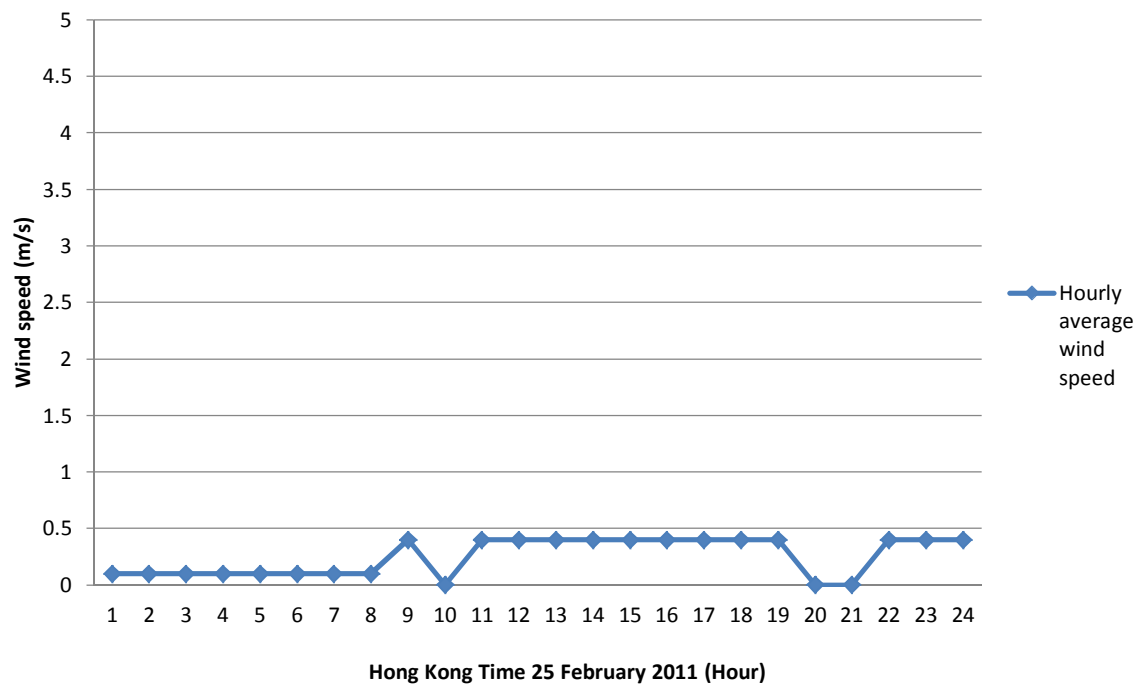
Wind speed profile at on-site wind station



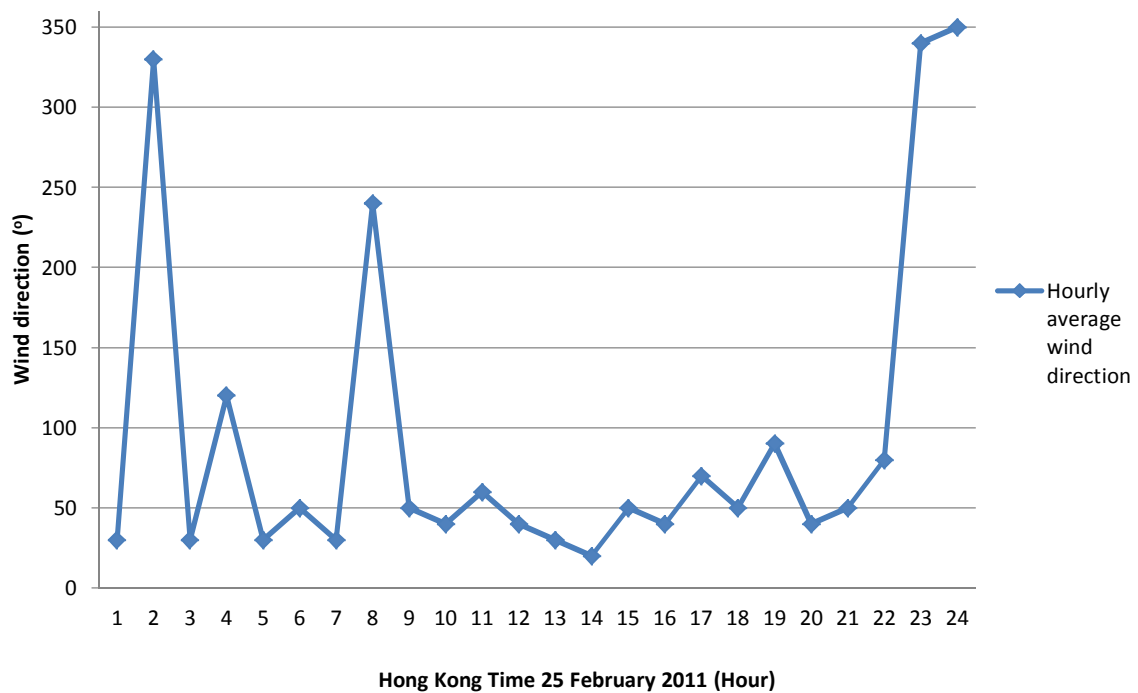
Wind direction profile at on-site wind station



Wind speed profile at on-site wind station



Wind direction profile at on-site wind station



Appendix H

*Mitigation Measures Implementation Schedule for
Construction Stage*

Appendix H Environmental Mitigation Implementation Schedule

Impacts	Environmental Protection Measures / Mitigation Measures	Status
Air	Under the Air Pollution Control (Specified Process) Regulation, an incinerator (including cremator) with an installed capacity exceeding 0.5 tonnes per hour, is classified as a specified process, and requires a Specified Process license to operate. FEHD shall apply for a specified licence under the APCO.	N/A
	<i>Asbestos Investigation:</i>	
	▪ The incense burner, coffin and skeletal crematorium shall be thoroughly investigated prior to any demolition work commencing to ascertain the presence of any ACM. A registered asbestos consultant shall carry out an asbestos investigation report (AIR).	^
	▪ If any ACM are identified in the existing crematorium, an asbestos abatement plan shall be submitted to EPD prior to any asbestos abatement works.	^
	<i>The following precautionary and mitigation measures shall be implemented during the removal of ACM:</i>	
	▪ Enclosure of the work area.	^
	▪ Containment and sealing for the asbestos containing waste.	^
	▪ Provision of personal decontamination facility.	^
	▪ Use of personal respiratory/protection equipment.	^
	▪ Use of vacuum cleaner equipped with high-efficiency air particulate (HEPA) filter for cleaning up the work area.	^
	▪ Carrying out air quality monitoring during the asbestos abatement works.	^
	<i>The following qualified personnel shall be appointed to carry out the asbestos abatement works:</i>	
	▪ Registered asbestos contractor for carrying out the asbestos removal works.	^
	▪ Registered asbestos supervisor for supervising the asbestos abatement works.	^
	▪ Registered asbestos laboratory for monitoring the air quality during the asbestos abatement works.	^
	▪ Registered asbestos consultant for supervising and certifying the asbestos abatement works.	^
	<i>Other Site Management:</i>	
	The asbestos materials in each building/premises must be abated before other contractors/trades are allowed to work in the building/premises.	^
	Tight security measures shall be taken at the asbestos abatement works site to prevent any disturbance to ACM that may result from the stealing of valuable items on site such as electrical cable and copper pipes. It is recommended that priority shall be given for the abatement of all friable ACM.	^
	<i>As different contractors may be working on-site at the same time, the following measures should be considered:</i>	
	▪ If there is a sensitive receptor around the area, conduct environmental air monitoring at this off-site receptor.	^
	▪ Submit to EPD a completion report, including photos and air monitoring results, immediately after completion of asbestos abatement work for every work zone.	^

Remarks: ^ Implement mitigation measure in the reporting month; X Non-compliance of mitigation measure;
 N/A Not Applicable in the reporting month; * Not satisfactory but rectified by the contractor.

Impacts	Environmental Protection Measures / Mitigation Measures	Status
	The contractor has a responsibility to notify EPD for undertaking any 'notifiable' works prior to the commencement of such works. In addition, the contractor is also required to fulfil specific dust control requirements given in the APCO Regulation's Schedule for specific jobs.	^
	Good site management / practices to avoid / minimise incidences of dust emissions:	
	<i>Site Boundary and Entrance:</i>	
	<ul style="list-style-type: none"> Vehicle washing facilities including a high pressure water jet shall be provided at every discernible or designated vehicle exit point. 	^
	<ul style="list-style-type: none"> The area at which vehicle washing takes place and the section of the road between the washing facilities and the exit point shall be paved with concrete, bituminous or hardcore material. 	^
	<i>Access Haul Roads and Unpaved Areas:</i>	
	<ul style="list-style-type: none"> Each and every main haul road shall be paved with concrete, bituminous hardcore materials or metal plates, and kept clear of dusty materials. Or 	*
	<ul style="list-style-type: none"> Unpaved haul roads and areas shall be sprayed with water so as to keep the entire road surface wet. 	*
	<i>Excavated Materials:</i>	
	<ul style="list-style-type: none"> Any stockpile of dusty material shall be either: (a) covered entirely by impervious sheeting. (b) placed in an area sheltered on the top and the three sides. or (c) sprayed with water or a dust suppression chemical so as to maintain the entire surface wet. 	*
	<i>Exposed Earth:</i>	
	<ul style="list-style-type: none"> Exposed earth shall be properly treated by compaction, hydroseeding, vegetation planting or seeding with latex, vinyl, bitumen within six months after the last construction activity on the site or part of the site where the exposed earth lies. 	^
	<i>Loading, Unloading or Transfer of Dusty Materials:</i>	
	<ul style="list-style-type: none"> All dusty materials shall be sprayed with water immediately prior to any loading or transfer operation so as to keep the dusty material wet. 	^
	<i>Debris Handling:</i>	
	<ul style="list-style-type: none"> Any debris shall be covered entirely by impervious sheeting or stored in a debris collection area sheltered on the top and the three sides. 	^
	<ul style="list-style-type: none"> Before debris is dumped into a chute, water shall be sprayed so that it remains wet when it is dumped. 	^
	<i>Transport of Dusty Materials:</i>	
	<ul style="list-style-type: none"> Vehicles used for transporting dusty materials/spoils shall be covered with tarpaulin or similar material. The cover shall extend over the edges of the sides and tailboards. 	^
	<i>Site Clearance:</i>	
	<ul style="list-style-type: none"> The working area for the uprooting of trees, shrubs, or vegetation or the removal of boulders, pole, pillars shall be sprayed with water immediately before, during and immediately after the operation so as to maintain the entire surface wet. 	^
	<ul style="list-style-type: none"> All demolished items shall be covered by impervious sheeting or placed in a spot with shelters on top and three sides within a day of the demolition. 	^
	<ul style="list-style-type: none"> Workers at all levels should be co-operative to avoid dust generation and dispersion to the surrounding environment. 	^

Remarks: ^ Implement mitigation measure in the reporting month; X Non-compliance of mitigation measure;
 N/A Not Applicable in the reporting month; * Not satisfactory but rectified by the contractor.

Impacts	Environmental Protection Measures / Mitigation Measures	Status
	<ul style="list-style-type: none">▪ The cremators of equivalent specifications equipped with the latest technological flue gas filtering and emission monitoring system that would meet the BPM12/2 (06) emission requirements shall be adopted.▪ Proper operation and maintenance of the new crematorium and air pollution control unit of the cremators shall be ensured in order to avoid any un-controlled emissions due to malfunctioning of the cremator or air pollution control unit.	N/A
		N/A
	Dead bodies shall be delivered to the crematorium and immediately stored in the mortuary with refrigeration in order to control the odour from the dead body.	N/A
	To minimise the possible nuisance due to joss paper burning, FEHD will limit joss paper burning activities through administration procedures as follows:	
	<ul style="list-style-type: none">▪ Joss paper burners shall be allowed for use in memorial ceremonies upon request only.	N/A
	<ul style="list-style-type: none">▪ Other usage of joss paper burners shall not be allowed	N/A
	<ul style="list-style-type: none">▪ Guidance shall be provided to the users to advise them to minimise the quantity of burning materials.	N/A
	<ul style="list-style-type: none">▪ FEHD staff shall advise users to ensure better combustion of the joss papers in order to reduce smoke emission.	N/A
	Conduct baseline and regular 1-hr and 24-hr TSP monitoring at 2 measurement locations at a 6-day frequency	^
	Conduct continuous monitoring for the following pollutants and processes:	
	<ul style="list-style-type: none">▪ Temperature inside primary combustion zone.	N/A
	<ul style="list-style-type: none">▪ Temperature and oxygen content of the gas at appropriate location(s) to demonstrate requirements can be complied with.	N/A
	<ul style="list-style-type: none">▪ Carbon monoxide concentration at the outlet from the secondary combustion zone.	N/A
	<ul style="list-style-type: none">▪ Gas opacity at the chimney of the cremator.	N/A
	<ul style="list-style-type: none">▪ Other essential operating parameter(s) that may affect the performance of air pollution control measures.	N/A
	Conduct periodic measurement for the following pollutants:	
	<ul style="list-style-type: none">▪ Particulate Matters	N/A
	<ul style="list-style-type: none">▪ Hydrogen Chloride	N/A
	<ul style="list-style-type: none">▪ Carbon Monoxide	N/A
	<ul style="list-style-type: none">▪ Organic Compounds	N/A
<ul style="list-style-type: none">▪ Mercury	N/A	
<ul style="list-style-type: none">▪ Dioxins	N/A	
<ul style="list-style-type: none">▪ Smoke Density	N/A	
Noise	<ul style="list-style-type: none">▪ Only well-maintained plant shall be operated on site and the plant shall be regularly serviced during the construction works.	^
	<ul style="list-style-type: none">▪ Plant used intermittently shall be turned off or throttled down when not in active use.	^
	<ul style="list-style-type: none">▪ Plant that is known to emit noise strongly in one direction shall be oriented to face away from NSRs.	^
	<ul style="list-style-type: none">▪ Silencers, mufflers and enclosures for plant shall be used where possible and maintained adequately throughout the works.	^
	<ul style="list-style-type: none">▪ Mobile plant shall be sited away from NSRs.	^
	<ul style="list-style-type: none">▪ Stockpiles of excavated materials and other structures such as site buildings shall be used effectively to screen noise from the works.	^
	<ul style="list-style-type: none">▪ PME shall be well maintained and use properly on site to minimise the any excessive noise generated.	^

Remarks: ^ Implement mitigation measure in the reporting month; X Non-compliance of mitigation measure;
 N/A Not Applicable in the reporting month; * Not satisfactory but rectified by the contractor.

Impacts	Environmental Protection Measures / Mitigation Measures	Status
Land Contamination	<ul style="list-style-type: none"> Quantities and maximum sound power level of the fixed plants shall not exceed the plant inventory as assessed in the EIA report. Noise from the operation of the concerned fixed-noise sources can be further reduced by locating it as far as practical from the NSRs, and / or by orientating the noise emission points away from the NSRs, and / or by implementation of silencers and acoustic barriers to the concerned equipment. 	^
		N/A
	<i>Remedial Action Plan:</i>	
	If large amounts of contaminated soil (say 500m ³) are found following further site investigation after the decommissioning of the crematorium, remediation options such as bioremediation for organics should be considered. Although disposal of small amount of contaminated soil to landfills might be considered as an economic and acceptable option for remediation, it should be considered as the last resort if all remediation options including reuse are considered to be inappropriate or infeasible.	N/A
	<ul style="list-style-type: none"> If disposal to landfills is chosen as the remediation measure, the criteria set primarily of Toxicity Characteristic Leaching Procedure (TCLP) limits, as stated in Annex E in the GN) should be met. 	N/A
	<ul style="list-style-type: none"> At least three soil samples should be taken from the most contaminated area(s) and tested for TCLP for a full suite of parameters (16 metals) as stated in Table E1 in Annex E in the GN. 	N/A
	<ul style="list-style-type: none"> If the testing result shows that any of the TCLP limits cannot be met, the soil shall be treated by cement stabilization and further tested for TCLP prior to landfill disposal or treated as chemical waste and disposed of at the Chemical Waste Treatment Centre (CWTC). 	N/A
	All soil treated as a chemical waste, shall be collected by a registered chemical waste contractor and the Waste Disposal (Chemical Waste) Regulations under the Waste Disposal Ordinance (Cap.354) shall be observed. Reference shall be made to the Registration of Chemical Waste Producers and Code of Practice on the Packaging, Labelling and Storage of Chemical Wastes, issued by EPD.	N/A
	<i>Confirmatory Soil Sampling:</i>	
	<ul style="list-style-type: none"> In order to confirm the extent of the soil contamination and if the contaminated soil should be removed or treated, confirmatory soil sampling shall be carried out during the remediation works. 	^
	<ul style="list-style-type: none"> This shall consist of five to six samples in each location where soil contamination is identified from SI works. The locations will be to the north, south, east and west of the location where contaminated soil is found. Two locations should also be above and below the location (in terms of elevation) where contaminated soil is found. 	^
	<ul style="list-style-type: none"> If analytical results exceed the Dutch B (RBRGs) Levels or other agreed remedial target suggested in a supplementary CAR, the contaminated area shall be extended and further confirmatory sampling shall be carried out until no further contamination is encountered. 	N/A
	<i>Further Site Investigation:</i>	
	Further site investigations in areas that are currently in use and cannot be accessed are required. These areas include the transformer room, dangerous goods stores, day tank room, fuel pump room, sunken fuel pipe and cremator.	^
	The demolition contractor shall carry out further site investigations, after the decommissioning of the existing crematorium and skeletal cremator building.	^
	Potential contaminants in the soils have been identified in CAP and the parameters to be analysed for soils at different locations are summarised in Table 5-3 in S.5.8.3.	^

Remarks: ^ Implement mitigation measure in the reporting month; X Non-compliance of mitigation measure;
 N/A Not Applicable in the reporting month; * Not satisfactory but rectified by the contractor.

Impacts	Environmental Protection Measures / Mitigation Measures	Status
	Sampling and analysis plans for these investigations shall be prepared and submitted to EPD for approval prior to any of these investigation works.	^
	Supplementary CAR and RAP shall be prepared to describe the results and findings of these site investigations and, if necessary, any remedial works.	^
	After removal of the underground fuel tanks, confirmatory soil samples should be collected and tested in accordance with S.5.7.6 to ensure that no contamination due to fuel leakage.	^
	Further Site Investigation:	
	<ul style="list-style-type: none">Conduct further site investigation for Petroleum hydrocarbons and PAH in soil samples.Conduct further site investigation for PCBs in soil samples.Conduct further site investigation for PAH, Dioxins and Metals (Cr, Co, Ni, Cu, Zn, As, Mo, Cd, Sn, Ba, Hg, Pb) in soil samples.	^
		^
		^
Waste Management	Good Site Practice:	
	<ul style="list-style-type: none">Obtain the necessary waste disposal permits from the appropriate authorities, if they are required, in accordance with the Waste Disposal Ordinance (Cap. 354), Waste Disposal (Chemical Waste) (General) Regulation and the Land (Miscellaneous Provision) Ordinance (Cap. 28).Obtain a billing account with EPD for disposal of construction waste.	^
		^
	<ul style="list-style-type: none">A Waste Management Plan (WMP), incorporated in an Environmental Management Plan (EMP) shall be prepared and submitted to the Engineer/Supervising Officer for approval. Reference shall be made to Environment, Transport and Works Bureau Technical Circular (Works) (ETWB TCW) 19/2005.Nomination of an approved person to be responsible for good site practice, arrangements for collection and effective disposal to an appropriate facility of all wastes generated at the site.Use of a waste haulier, authorised or licensed to collect specific category of waste.A trip-ticket system shall be included as one of the contractual requirements and implemented by the Environmental Team to monitor the disposal of C&D and solid wastes at public filling facilities and landfills, and to control fly tipping. Reference shall be made to ETWB TCW No. 31/2004.Training of site personnel in proper waste management and chemical waste handling procedures.Separation of chemical wastes for special handling and appropriate treatment at a licensed facility.Routine cleaning and maintenance programme for drainage systems, sumps and oil interceptors.Provision of sufficient waste disposal points and regular collection for disposal.Adoption of appropriate measures to minimise windblown litter and dust during transportation of waste, such as covering trucks or transporting wastes in enclosed containers.Implementation of a recording system for the amount of wastes generated, recycled and disposed of (including the disposal sites).	^
		^
		^
		^
		^
		^
		^
		^
		^
		^
	Waste Reduction Measures:	
	<ul style="list-style-type: none">Segregation and storage of different types of waste in different containers, skips or stockpiles to enhance reuse or recycling of materials and their proper disposal.	^

Remarks: ^ Implement mitigation measure in the reporting month; X Non-compliance of mitigation measure;
 N/A Not Applicable in the reporting month; * Not satisfactory but rectified by the contractor.

Impacts	Environmental Protection Measures / Mitigation Measures	Status										
	<ul style="list-style-type: none">Encourage collection of aluminium cans, plastic bottles and packaging material (e.g. carton boxes) and office paper by individual collectors. Separate labelled bins shall be provided to help segregate this waste from other general refuse generated by the work force.	^										
	<ul style="list-style-type: none">Any unused chemicals or those with remaining functional capacity shall be recycled as far as practicable.Reuse C&D materials when possible to reduce the amount of C&D material/waste.Wood, steel and other metals shall be separated for reuse and / or recycling prior to disposal of C&D waste to minimise the quantity of waste to be disposed of to landfill.Minimise the potential for damage or contamination of construction material by having proper storage and site practices.Plan and stock construction materials carefully to minimise the amount of waste generated.	^										
		^										
		^										
		^										
		^										
	<i>Excavated Material-</i> Rock and soil generated from excavation shall be reused for site formation and excavated material from foundation work reused for landscaping as far as practicable to avoid disposal off-site.	^										
	<i>Construction and Demolition Material:</i>											
	<ul style="list-style-type: none">Reuse of the public fill and C&D waste shall be practiced on site as far as practicable.The handling of C&D materials is governed by WBTC No. 2/93. Inert C&D material (public fill) shall be directed to an approved public filling area or reclamation site, where it has the benefit of offsetting the need for removal of materials from borrow areas for reclamation purposes and helps to reduce the pressure on landfill sites.Individuals or companies who deliver public fill to public filling areas require dumping licences.	^										
		^										
		^										
	<ul style="list-style-type: none">Careful design, planning and good site management can minimise over-ordering and generation of waste materials such as concrete, mortar and cement grouts. The design of formwork shall maximise the use of standard wooden or metal panels so that high reuse levels can be achieved. Alternatives such as steel formwork, plastic fencing and reusable site office structures shall be considered to increase the potential for reuse and minimise C&D waste generation.The contractor shall use as much as possible of the C&D material on-site. Proper segregation of waste types on site will increase the feasibility of certain components of the waste stream by recycling contractors.	^										
		^										
	<i>Contaminated Material – Further Contamination Investigation:</i>											
	<ul style="list-style-type: none">After decommissioning but prior to demolition of the Existing Crematorium, the following further contamination investigations shall be carried out to confirm the quality and quantity of ash waste and building structures requiring treatment and disposal.	<div><table><tr><th>Location</th><th>Investigation Parameter</th><th>Investigation Period</th><th>Responsible Party</th></tr><tr><td>Cremators / flue / chimney and surrounding areas</td><td>Asbestos (building structures)</td><td rowspan="2">After decommissioning but prior to demolition of the Existing Crematorium</td><td rowspan="2">The Contractor</td></tr><tr><td>Cremators / flue / chimney and surrounding areas</td><td>Dioxins, heavy metals, PAH (ash waste)</td></tr></table></div>	Location	Investigation Parameter	Investigation Period	Responsible Party	Cremators / flue / chimney and surrounding areas	Asbestos (building structures)	After decommissioning but prior to demolition of the Existing Crematorium	The Contractor	Cremators / flue / chimney and surrounding areas	Dioxins, heavy metals, PAH (ash waste)
	Location		Investigation Parameter	Investigation Period	Responsible Party							
Cremators / flue / chimney and surrounding areas	Asbestos (building structures)		After decommissioning but prior to demolition of the Existing Crematorium	The Contractor								
Cremators / flue / chimney and surrounding areas	Dioxins, heavy metals, PAH (ash waste)											

Remarks: ^ Implement mitigation measure in the reporting month; X Non-compliance of mitigation measure;
 N/A Not Applicable in the reporting month; * Not satisfactory but rectified by the contractor.

Impacts	Environmental Protection Measures / Mitigation Measures	Status															
	<ul style="list-style-type: none">▪ Prior to any demolition work commencing, these areas suspected to contain asbestos containing material (ACM) shall be further inspected by a registered asbestos consultant to determine the presence of any ACM. These areas shall be thoroughly investigated and the additional findings submitted as supplementary information to the Asbestos Investigation Report.	^															
	<ul style="list-style-type: none">▪ Samples shall be analysed for the presence and type of asbestos according to the Laboratory’s HOKLAS accredited testing procedures. If the findings of the investigation indicate ACM materials present on the premises an Asbestos Abatement Plan must be prepared prior to commencement of demolition works.	^															
	<ul style="list-style-type: none">▪ It is not currently possible to conduct inspection and sampling within the cremators, chimney and flues to assess the levels of contamination due to the operation of the crematorium. It is recommended that samples shall be collected from the potential areas of contamination for testing of dioxin, heavy metal and PAH after decommissioning and prior to the demolition of the Existing Crematorium.	^															
	Asbestos Containing Material:																
	<ul style="list-style-type: none">▪ Asbestos wastes shall be handled in accordance with the Code of Practice on the Handling, Transportation and Disposal of Asbestos Waste issued by the Environment and Food Bureau.	^															
	<ul style="list-style-type: none">▪ Production, collection and disposal of Asbestos waste will follow the ‘trip-ticket’ system. The registered asbestos contractor shall appoint a licensed asbestos waste collector to collect the packaged asbestos waste and deliver it to the designated landfill for disposal. Notification has to be given to EPD for its disposal. EPD will normally require ten working days notice of the intention to dispose of any quantity of asbestos waste. After processing the notification, EPD will issue specific instructions and directions for disposal of the waste. The waste producer or agent must strictly follow these directions.	^															
	Dioxin Contaminated Materials (DCM) / Heavy Metal Contaminated Materials (HMCM) / Polyaromatic Hydrocarbon Contaminated Materials (PAHCM) from Demolition of the Existing Crematorium																
	<ul style="list-style-type: none">▪ Proposed Contamination Classifications for Ash Waste with DCM / HMCM / PAHCM. <table><tr><th>Classification of Contamination</th><th>Dioxin Level in ash waste</th><th>Heavy Metal Level / Polyaromatic Hydrocarbon in Ash Waste</th></tr><tr><td>Low/Non Contaminated by DCM/HMCM/PAHCM</td><td><1 ppb TEQ</td><td>< RBRGs</td></tr><tr><td>Moderately/Severely Contaminated MCM/PAHCM</td><td><1 ppb TEQ</td><td>> RBRGs</td></tr><tr><td>Moderately Contaminated DCM</td><td>> 1 and < 10 ppb TEQ</td><td>Any Level</td></tr><tr><td>Severely contaminated DCM</td><td>>10 ppb TEQ</td><td>Any Level</td></tr></table>	Classification of Contamination	Dioxin Level in ash waste	Heavy Metal Level / Polyaromatic Hydrocarbon in Ash Waste	Low/Non Contaminated by DCM/HMCM/PAHCM	<1 ppb TEQ	< RBRGs	Moderately/Severely Contaminated MCM/PAHCM	<1 ppb TEQ	> RBRGs	Moderately Contaminated DCM	> 1 and < 10 ppb TEQ	Any Level	Severely contaminated DCM	>10 ppb TEQ	Any Level	^
	Classification of Contamination	Dioxin Level in ash waste	Heavy Metal Level / Polyaromatic Hydrocarbon in Ash Waste														
	Low/Non Contaminated by DCM/HMCM/PAHCM	<1 ppb TEQ	< RBRGs														
	Moderately/Severely Contaminated MCM/PAHCM	<1 ppb TEQ	> RBRGs														
	Moderately Contaminated DCM	> 1 and < 10 ppb TEQ	Any Level														
	Severely contaminated DCM	>10 ppb TEQ	Any Level														
Demolition, Handling, Treatment and Disposal of Low Contaminated DCM / HMCM / PAHCM from Demolition of Existing Crematorium																	

Remarks: ^ Implement mitigation measure in the reporting month; X Non-compliance of mitigation measure;
 N/A Not Applicable in the reporting month; * Not satisfactory but rectified by the contractor.

Impacts	Environmental Protection Measures / Mitigation Measures	Status
	<ul style="list-style-type: none"> Where the ash waste contains low contaminated DCM / HMCN / PAHCN, the contractor shall avoid ash waste becoming airborne during demolition. General dust suppression measures shall be followed. The ash waste can be directly disposed of at a landfill site. 	^
Demolition, Handling, Treatment and Disposal of Moderately / Severely Contaminated DCM and Moderately / Severely Contaminated HMCN / PAHCN from Demolition of the Existing Crematorium		
<i>Site preparation procedures:</i>		
	<ul style="list-style-type: none"> Except the cremators/flue/chimney, all removable contaminated items shall be removed as far as practicable to avoid obstructing the decontamination activities. 	N/A
	<ul style="list-style-type: none"> Preliminary site decontamination of all debris shall be carried out using High Efficiency Particulate Air (HEPA) vacuum cleaner. 	N/A
	<ul style="list-style-type: none"> A chamber with three layers of polythene sheets shall enclose the top portion of the chimney above the roof. 	N/A
	<ul style="list-style-type: none"> A 3-chamber decontamination unit shall be constructed at the entrance to the cremators/flues/chimney for entry and exit from the work area. It shall comprise a dirty room, a shower room and a clean room of at least 1m x 1m base with 3 layers of fire retardant polythene sheet. 	N/A
	<ul style="list-style-type: none"> Workers shall carry out decontamination procedures before leaving the work area. 	N/A
	<ul style="list-style-type: none"> All workers shall wear full protective equipment, disposable protective overall, nitrile gloves, rubber boots, and full-face positive pressure respirator. 	N/A
	<ul style="list-style-type: none"> Warning signs in both Chinese and English shall be put up in conspicuous areas. 	N/A
	<i>Site preparation procedures specific to severely contaminated DCM:</i>	
	<ul style="list-style-type: none"> The walls, floor and ceiling of the cremator room shall be lined with 3-layers of fire retardant polythene sheets. 	N/A
	<ul style="list-style-type: none"> Air movers shall be installed at the cremator room, and at the bottom of the chimney to exhaust air from the work area. A stand by air mover shall also be installed with each of the air movers. Sufficient air movement shall be maintained to give a minimum of 6 air changes per hour to the work area. 	N/A
	<ul style="list-style-type: none"> New pre-filters and HEPA filters shall be used on the air movers. 	N/A
	<ul style="list-style-type: none"> Before commencement of the decommissioning work a smoke test with non-toxic smoke shall be carried out to ensure the air tightness of the containment. 	N/A
	<i>Demolition and handling procedures:</i>	
	<ul style="list-style-type: none"> The cremators/flue/chimney shall be removed from top down. 	N/A
	<ul style="list-style-type: none"> Scrubbing and HEPA vacuuming shall be used to remove any ash or residues attached to the cremators, flue, chimney and other building structures. 	N/A
	<ul style="list-style-type: none"> Wastes generated from the contaminant or decontamination unit including the workers protection clothing shall be disposed of at landfill site. 	N/A
	<ul style="list-style-type: none"> After completion of removal, all surfaces shall be decontaminated by HEPA vacuum. 	N/A
	<ul style="list-style-type: none"> If any contaminated wastewater needs to be discharged out of the site, it shall be properly treated to WPCO requirements with prior agreements with EPD on discharge standards. 	N/A
<i>Demolition and handling procedures specific to severely contaminated DCM:</i>		

Remarks: ^ Implement mitigation measure in the reporting month; X Non-compliance of mitigation measure;
 N/A Not Applicable in the reporting month; * Not satisfactory but rectified by the contractor.

Impacts	Environmental Protection Measures / Mitigation Measures		Status
	<ul style="list-style-type: none"> The contaminated detached sections of the building structures shall be wrapped with 2 layers of fire retardant polythene sheets. A third layer shall be wrapped and secured with duct tape. Wet wiping shall be used to decontaminate the outer layer. 		N/A
	<ul style="list-style-type: none"> After completion of removal and decontamination, spray the innermost layer of the fire retardant polythene sheet with PVA. Upon drying, peel off and dispose of at landfill site. Repeat for the other 2 layers disposing the final layer as contaminated wastes. 		N/A
	<i>Treatment and disposal procedures:</i>		
	<ul style="list-style-type: none"> Immobilise the ash waste by mixing with cement in the correct ratio as determined by pilot mixing and TCLP test. 		N/A
	<ul style="list-style-type: none"> Place material in polythene lined steel drums for disposal at landfill. The drums should clearly be marked with "DANGEROUS CHEMICAL WASTE" in English and Chinese. Prior agreement of the disposal criteria must be obtained from EPD and the landfill operator. 		N/A
	<ul style="list-style-type: none"> If the landfill disposal criteria cannot be met, disposal at the CWTC in Tsing Yi shall be considered. 		N/A
	<i>Chemical Waste:</i>		
	<ul style="list-style-type: none"> Should any chemical waste be generated, the Contractor must register with the EPD as chemical waste producer. 		^
	<ul style="list-style-type: none"> All the chemical waste shall be handled according to the Code of Practice on the Packaging, Labelling and Storage of Chemical Wastes. The chemical waste shall be stored and collected by an approved contractor for disposal at a licensed facility in accordance with the Waste Disposal (Chemical Waste) (General) Regulation. 		*
	<ul style="list-style-type: none"> Principles of reuse and recycle chemical waste on site as far as practicable shall be adopted by the Contractor. 		^
	<i>Containers used for the storage of chemical waste shall:</i>		
	<ul style="list-style-type: none"> Be suitable for the substance they are holding, resistant to corrosion, maintained in good condition, and securely closed. 		^
	<ul style="list-style-type: none"> Have a capacity of less than 450 litres unless the specifications have been approved by the EPD. 		^
	<ul style="list-style-type: none"> Display a label in English and Chinese in accordance with instructions prescribed in Schedule 2 of the Waste Disposal (Chemical Waste) (General) Regulation. 		^
	<i>The storage area for chemical waste shall:</i>		
	<ul style="list-style-type: none"> Be clearly labelled and used solely for the storage of chemical waste. 		^
	<ul style="list-style-type: none"> Be enclosed on at least 3 sides. 		^
	<ul style="list-style-type: none"> Have an impermeable floor and bunding, of capacity to accommodate 110% of the volume of the largest container or 20% by volume of the chemical waste stored in that area, whichever is the greatest. 		^
	<ul style="list-style-type: none"> Have adequate ventilation. 		^
	<ul style="list-style-type: none"> Be covered to prevent rainfall entering (water collected within the bund must be tested and disposed as chemical waste if necessary). 		^
	<ul style="list-style-type: none"> Be properly arranged so that incompatible materials are adequately separated. 		^
	<i>Disposal of chemical waste shall be:</i>		
	<ul style="list-style-type: none"> Via a licensed waste collector. 		^
	<ul style="list-style-type: none"> A facility licensed to receive chemical waste, such as the Chemical Waste Treatment Facility at Tsing Yi, which offers a chemical waste collection service and can supply the necessary storage containers. or 		^
	<ul style="list-style-type: none"> A waste recycling plant approved by EPD. 		^

Remarks: ^ Implement mitigation measure in the reporting month; X Non-compliance of mitigation measure;
 N/A Not Applicable in the reporting month; * Not satisfactory but rectified by the contractor.

Impacts	Environmental Protection Measures / Mitigation Measures	Status
	<i>General Refuse:</i>	
	<ul style="list-style-type: none"> General refuse shall be stored in enclosed bins or compaction units separate from C&D and chemical wastes. A reputable waste collector shall be employed by the contractor to remove general refuse from the site, separately from C&D and chemical wastes, on a daily or every second day basis to minimise odour, pest and litter impacts. 	*
	<ul style="list-style-type: none"> Individual collectors often recover aluminium cans from the waste stream if they are segregated or easily accessible. Therefore, separately labelled bins for their deposit shall be provided if feasible. Similarly, plastic bottles and carton package material generated on site shall be separated for recycling as far as possible. Site office waste shall be reduced through recycling of paper if volumes are large enough to warrant collection. Participation in a local collection scheme shall be considered if one is available. 	^
	<i>Ash and non-combustible residues:</i>	
	<ul style="list-style-type: none"> The disposal of bone ash and non-combustible residues shall be properly collected and handled to avoid dust emissions. In line with the current practices, the bone ash will be stored in covered containers for collection by the deceased's relatives within 2 months upon appointment and the non-combustible residues will be collected in sealed heavy-duty polythene bags for disposal at landfill. 	^
	<i>Chemical Wastes:</i>	
	<ul style="list-style-type: none"> All the chemical wastes arising from the air pollution control system, machinery maintenance and servicing shall be collected by drum type container and removed by the licensed chemical waste contractor under the provisions of the Waste Disposal (Chemical Waste) (General) Regulations and in accordance with the Code of Practice on the Packaging, Labelling and Storage of Chemical Wastes. 	^
	<ul style="list-style-type: none"> The relevant measures provided in S.6.9.1 - S.6.9.5 shall also be followed. 	^
	<i>General Refuse:</i>	
	<ul style="list-style-type: none"> The general refuse shall be separated from any chemical wastes and stored in covered waste skips. Food and Environmental Hygiene Department (FEHD) shall remove general refuse from the site, separately from chemical wastes, on daily basis to minimise odour, pest and litter impacts. Burning of refuse must be strictly prohibited. 	^
	<ul style="list-style-type: none"> Waste generated in offices shall be reduced through segregation and collection of recyclable waste materials (such as paper and carton packages) if the volumes are large enough to warrant collection. Participation in a local collection scheme shall be considered if one is available. 	^
	<ul style="list-style-type: none"> To promote recycling of waste paper, aluminium cans and plastic bottles by the visitors clearly labelled recycling bins shall be placed at convenient locations within the New Crematorium area. A reliable waste-recycling agent shall be used to collect the items on a regular basis. 	^
	Supplementary site investigations shall be conducted for asbestos in building structures and for dioxins, heavy metals and PAH in ash/particular matter samples.	^
Landscape and Visual	<i>Site offices and construction yards:</i>	
	<ul style="list-style-type: none"> Site offices shall have olive green roof and façade coating or colour matches with existing environment. 	^
	<ul style="list-style-type: none"> Site offices and the construction yard shall be decommissioned after construction. 	^
	<i>Height of site offices:</i>	
	<ul style="list-style-type: none"> The height of site offices, including the rooftop shall not exceed 10m. 	^
	<ul style="list-style-type: none"> Building services equipment such as antennas may exceed 10m and shall be coated in black. 	^

Remarks: ^ Implement mitigation measure in the reporting month; X Non-compliance of mitigation measure;
 N/A Not Applicable in the reporting month; * Not satisfactory but rectified by the contractor.

Impacts	Environmental Protection Measures / Mitigation Measures	Status
	<i>Hoarding and screening:</i>	
	▪ Where practical the site offices areas, construction yards and storage areas shall be screened using colour in harmony with the surrounding environment around the peripheries of the works area until the completion of relevant construction phases.	^
	<i>Construction plant and building material:</i>	
	▪ Shall be orderly and carefully stored in order to appear neat and avoid visibility from outside where practical.	^
	▪ Excess materials shall be removed from site as soon as practical.	^
	▪ All construction plants shall be removed from site upon completion of construction works.	^
	<i>Construction light:</i>	
	▪ To be oriented away from the viewing location of VSRs.	^
	▪ All lighting facing sensitive receiver shall have frosted diffusers and reflective covers.	^
	<i>Silting trap:</i>	
	▪ Silting traps shall be installed to minimise silting to streams.	^
	Compensation for losses:	
	▪ The tree compensation to tree loss ratio shall be at least 1:1 in term of quantity.	^
	▪ Where practical, trees that require removal shall be transplanted on Site.	^
	<i>Amenity planting:</i>	
	▪ Planting works shall be carried out under the supervision of a specialist landscape sub-contractor.	^
	▪ The rooftop of the cremation plant room shall be planted with lawn.	^
	▪ Open spaces shall be included Project.	^
	▪ Screen planting such as planting a roll of trees along the site boundary butting Kiu Tau Road shall be carried out.	N/A
	▪ New trees, shrubs and groundcover shall be carefully selected and designed to homogenize with the environment.	N/A
	<i>Woodland mix planting:</i>	
	▪ Woodland mix, comprising of tree seedlings and shrubs, shall be planted within the Wo Hop Shek Cemetery to enhance the ecological value and compensatory of tree loss.	^
	<i>Preservation:</i>	
	▪ No tree shall be transplanted or felled without prior approval by relevant Government departments.	^
	▪ All trees that are marked for retention shall be fenced off with a 1.2m high fence around the dripline of trees or larger area as far as feasible.	^
	▪ Transplant preparation works shall be carried as soon as possible after commencement of construction. Over-pruning such as hard pruning of tree crown, pollarding or topping shall be avoided. Rootball and crown pruning shall be carried out over at least 3 months.	^
	▪ Existing shrub and ground cover planting areas that will not be removed shall be maintained in good condition and enhanced where practical.	^
	The 10m height headroom cremation plant room shall be half sunken to reduce the visual impact to pedestrians.	^

Remarks: ^ Implement mitigation measure in the reporting month; X Non-compliance of mitigation measure;
 N/A Not Applicable in the reporting month; * Not satisfactory but rectified by the contractor.

Impacts	Environmental Protection Measures / Mitigation Measures	Status
	The chimney shall be designed to have sculptural outlook and articulated.	^
	The chimney stacks shall be designed to locate at the least conspicuous location of the site to VSRs.	^
	Details of the inspection frequency and parameters will be outlined in the EM&A Manual.	^
Water Quality	<i>Construction Runoff and Drainage:</i>	
	<ul style="list-style-type: none"> Wastewater shall be properly treated to meet the discharge standards set out in the relevant Water Pollution Control Ordinance (WPCO) discharge licence. No direct discharge of site runoff into the two streams shall be allowed. 	^
	<ul style="list-style-type: none"> Provision of perimeter channels to intercept storm runoff from outside the Site. These shall be constructed in advance of site formation works and earthworks. 	^
	<ul style="list-style-type: none"> Sand/silt removal facilities such as sand traps, silt traps and sediment basins should be provided to remove sand/silt particles from runoff to meet the requirements of the Technical Memorandum standard under the WPCO. 	^
	<ul style="list-style-type: none"> Works shall be carefully programmed to minimize soil excavation works during rainy seasons. 	^
	<ul style="list-style-type: none"> Exposed soil surface shall be protected by paving as soon as possible to reduce the potential of soil erosion. 	^
	<ul style="list-style-type: none"> Temporary access roads shall be protected by crushed gravel and exposed slope surfaces shall be protected when rainstorms are likely to occur. 	^
	<ul style="list-style-type: none"> Trench excavation shall be avoided in the wet season as far as practicable, and if necessary, these trenches shall be excavated and backfilled in short sections. 	^
	<ul style="list-style-type: none"> Open stockpiles of construction materials on Site shall be covered with tarpaulin or similar fabric during rainstorms. 	^
	<ul style="list-style-type: none"> Sand and silt in the wash water from the wheel from the wheel washing facility shall be settled out and removed before discharging into the storm drain. 	^
	<ul style="list-style-type: none"> Oil receptor shall be provided in the drainage system and regularly emptied to prevent the release of oil and grease into the storm drainage system after accidental spillage. 	^
	<i>General Construction Activities:</i>	
	<ul style="list-style-type: none"> Debris and rubbish generated on Site shall be collected, handled and disposed of properly to avoid them entering the two streams. 	^
	<ul style="list-style-type: none"> All fuel tanks and storage areas shall be provided with locks and be sited on sealed areas, within bunds of a capacity equal to 110% of the storage capacity of the largest tank. 	^
	<ul style="list-style-type: none"> Open storm water drains and culverts near the works area shall be covered to block the entrance of large debris and refuse. 	^
	<i>Sewage from On-site Workforce:</i>	
	<ul style="list-style-type: none"> Portable chemical toilets shall handle the sewage from construction work force if the existing toilets in the Site are not adequate. Licensed contractors who shall be responsible for appropriate disposal and maintenance of these facilities shall provide appropriate and adequate portable toilets. 	^
	<i>Groundwater:</i>	
	<ul style="list-style-type: none"> Sheet piling shall be provided at suitable location around the basement excavation to reduce the effect of lowering the water table from any dewatering process. Any discharge of groundwater pumped out from any dewatering process of the construction works shall be treated to comply with the standards set in the relevant discharge licence prior discharge. No discharge of the groundwater shall be allowed into the two streams. 	^

Remarks: ^ Implement mitigation measure in the reporting month; X Non-compliance of mitigation measure;
 N/A Not Applicable in the reporting month; * Not satisfactory but rectified by the contractor.

Impacts	Environmental Protection Measures / Mitigation Measures	Status
Ecology	<i>Mitigation to minimise impacts on habitat and vegetation loss:</i>	
	▪ Layout of the Project shall be carefully designed to avoid or minimise the area of habitat loss and the numbers to trees to be felled.	^
	▪ All trees shall be preserved as far as possible, especially species of conservation concern. Recommendations to be provided in the Tree Survey Report to mitigate impacts on trees shall be followed.	^
	▪ Disturbance of individuals of the shrub / tree Transplantation of the two shrub / tree species of conservation concern, namely <i>Aquilaria sinensis</i> and <i>Cibotium barometz</i> , shall be avoided. Where loss of these species would be unavoidable, it is recommended to transplant them to same habitats with similar conditions. Following transplantation, regular monitoring of these trees shall be conducted by a suitable qualified botanist / horticulturist over a 12-month period.	^
	▪ Transplantation of any affected trees to grassland / scrubland within the Wo Hop Shek Cemetery.	^
	▪ Compensatory planting of the felled trees shall follow the Technical Circular No. 3/2006 issued by ETWB.	^
	<i>Mitigation to construction runoff through general good site practice:</i>	
	▪ Temporary access to the work sites shall be carefully planned and located to minimise disturbance caused to the streams and nearby habitats.	^
	▪ Use of less or smaller construction plant may be specified to reduce disturbance to the streams and nearby habitats.	^
	▪ Temporary sewage system shall be designed and installed to collect wastewater and prevent it from entering the streams and nearby habitats.	^
	▪ The Site inside or in the proximity of the streams and nearby habitats shall be temporarily isolated, such as by placing of sandbags or silt curtains with lead edge at bottom and properly supported props, to prevent adverse impacts on these areas.	^
	▪ Natural bottom and existing flow in the streams shall be preserved as much as possible to avoid disturbance to the stream habitats.	^
	▪ Proper locations well away from the streams and nearby habitats for temporary storage of materials (e.g. equipment, filling materials, chemicals and fuel) and temporary stockpile of construction debris and spoil shall be identified before commencement of the works.	^
	▪ Stockpiling of construction materials, if necessary, shall be properly covered and located away from the streams and nearby habitats.	^
	▪ Construction debris and spoil shall be covered up and/or properly disposed of as soon as possible to avoid being washed into the streams and nearby habitats by rain.	^
	▪ Construction effluent, site runoff and sewage shall be properly collected and/or treated.	^
	▪ Proper locations for discharge outlets of wastewater treatment facilities well away from the streams and nearby habitats shall be identified.	^
	▪ Vehicles and other plant shall be carefully maintained and properly used to minimise the chance for accidental spillage.	^
	▪ Any spillages that do occur shall be quickly identified and appropriately cleaned up before they can contaminate streams or groundwater.	^
	▪ Temporary geo-textile silt fences around earth moving works shall be erected to trap any sediments being washed away and prevent them from entering surrounding areas.	^
	▪ Silt traps shall be installed at points where drainage from the Site enters temporary sewage system.	^
	▪ Exposed soil or other loose materials shall be covered with tarpaulins to prevent erosion, and then seeded and covered with a biodegradable geo-textile blanket for erosion control purposes.	^

Remarks: ^ Implement mitigation measure in the reporting month; X Non-compliance of mitigation measure;
 N/A Not Applicable in the reporting month; * Not satisfactory but rectified by the contractor.

Impacts	Environmental Protection Measures / Mitigation Measures	Status
	<i>Mitigation to protect the groundwater:</i>	
	▪ Basement formation or any construction activities likely to pump out a large quantity of groundwater shall be protected with sheet-piling at suitable locations around the basement footprint, or by any like method.	^
	▪ No groundwater shall be pumped back to the two stream courses to protect the natural integrity of the stream habitat and the associated organism.	^
	<i>Mitigation for noise and other disturbance on ecological integrity:</i>	
	▪ Use of sturdy 1.8 metres protective fencing shall be located at the edge of the tree canopy but not around the trunk.	^
	▪ Works beneath the tree canopy shall be avoided: If encroachment under the canopy area is unavoidable, adequate protections shall be provided to ensure no damage of any part of the tree would occur due to the encroachment.	^
	▪ An approved Landscape Contractor shall implement any tree transplanting and planting works. Quality control of the work shall be undertaken by a qualified Landscape Architect through site inspections and approval of works.	^
	▪ Construction works shall be restricted to works area which are clearly defined.	^
	▪ Woodland or other habitats that would be affected by the construction works shall be well-defined and minimised.	^
	▪ Human inference to habitats beyond the site boundary and habitats proposed to be retained shall be avoided by providing temporary barricades.	^
	▪ Works area shall be reinstated immediately after completion of the construction.	^
	▪ Waste and other garbage generated during the construction of the proposed development shall be dumped properly.	^
	▪ Uncontrolled fire shall be strictly prohibited. Appropriate fire control measures shall be provided in order to protect nearby habitats.	^
	<i>Audit/Inspection:</i>	
	▪ Regular site audit / inspection shall be conducted at least once a week to inspect the implementation of the recommended mitigation measures (details to be outlined in the EM&A Manual).	^
	<i>Monitoring on Transplantation:</i>	
	▪ Trees requiring transplantation or protection shall be identified based on the information illustrated in the Tree Survey Report.	^
	▪ Regular monitoring after transplantation of <i>Aquilaria sinensis</i> and <i>Cibotium barometz</i> individuals shall be conducted to check on the health and conditions of the plants. Monitoring shall cover the 12-month period following transplantation. The monitoring shall be conducted by a suitably qualified botanist / horticulturist at least twice a month for the first four months after transplantation, and once a month for the remaining eight months.	^

Remarks: ^ Implement mitigation measure in the reporting month; X Non-compliance of mitigation measure;
 N/A Not Applicable in the reporting month; * Not satisfactory but rectified by the contractor.

Appendix I
Complaint Log

Appendix I – Complaint Logs

Complaints

Log Ref.	Location	Received Date	Details of Complaint	Investigation/Mitigation Action	Status

Appendix J

Monthly Waste Flow Table

(Appendix A)

Contract No. / Works Order No.: - SST 326

Monthly Summary Waste Flow Table for Feb., 2011[to be submitted not later than the 15th day of each month following reporting month]

(All quantities shall be rounded off to 3 decimal places.)

Month	Actual Quantities of Inert Construction Waste Generated Monthly				Actual Quantities of Non-Inert Construction Waste Generated Monthly					
	(a)=(b)+(c)+(d)+(e) Total Quantity Generated (in '000m ³)	(b) Broken Concrete (see Note 4) (in '000m ³)	(c) Reused in the Contract (in '000m ³)	(d) Reused in other Projects (in '000m ³)	(e) Disposed of as Public Fill (in '000m ³)	(f) Metals (in '000kg)	(g) Paper/ cardboard packaging (in '000kg)	(h) Plastics (see Note 3) (in '000kg)	(i) Chemical Waste (in '000kg)	(j) Others, e.g. general refuse disposed of at Landfill (in '000m ³)
2010 Total	21.325	0.915			20.410	161.930	0.125		0.4216	1.5015
2011 Jan	0.3055				0.3055					0.286
Feb	0.8255				0.8255					0.182
March										
April										
May										
Sub-total	22.456	0.915			21.541	161.930	0.125		0.4216	1.9695
June										
July										
August										
Sept										
Oct										
Nov										
Total	22.456	0.915			21.541	161.930	0.125		0.4216	1.9695

Notes: (1) The performance targets are given in the Particular Specification on Environmental Management Plan.

(2) The waste flow table shall also include construction waste that are specified in the Contract to be imported for use at the site.

(3) Plastics refer to plastic bottles/containers, plastic sheets/foam from packaging material.

(4) Broken concrete for recycling into aggregates.

(5) If necessary, use the conversion factor: 1 full load of dumping truck being equivalent to 6.5 m³ by volume.