



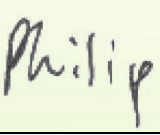


Contract No. AL G513

Expansion of Wo Hop Shek Crematorium

Monthly EM&A Report No.10
(Period from 01 December to 31 December 2020)

Document No.

ASCL	/	2018028	/	0010	/	A
Publisher		Project Code		Sequential No.		Revision Index

	Prepared by:	Reviewed by:	Certified by:
Name	Philip CHAN	Nelson TSUI	Kevin LI
Position	Environmental Team Member	Environmental Team Member	Environmental Team Leader
Signature			
Date:	05/01/2021	05/01/2021	05/01/2021

REVISION HISTORY

REV.	DESCRIPTION OF MODIFICATION	DATE
A	First Issue for Comments	05 JAN 2021

CONTENTS

Executive Summary	1
1. Basic Project Information	3
2. Monitoring Results	7
3. Waste	13
4. Summary of Monitoring Exceedance, Complaints, Notification of Summons and Prosecutions	16
5. EM&A Site Inspection	18
6. Future Key Issues	20
7. Conclusions and Recommendations	21

Appendix A	Master Programme
Appendix B	Work Area for the Contract No. AL G513
Appendix C	Summary of Implementation Status of Environmental Mitigation
Appendix D	Impact Monitoring Schedule of the Reporting Month
Appendix E	Event/Action Plan for Dust Exceedance
Appendix F	Dust Monitoring Equipment Calibration Certificate
Appendix G	The Certification of Laboratory with HOKLAS Accredited Analytical Tests
Appendix H	Location Plan of Air Quality Monitoring Station
Appendix I	Dust Monitoring Data
Appendix J	Waste Flow Table
Appendix K	Site Inspection Proforma
Appendix L	Statistics on Complaint, Notifications of Summons and Successful Prosecutions
Appendix M	Impact Monitoring Schedule of Next Reporting Month
Appendix N	Transportation Routes to/from the site
Appendix O	Lab Report

EXECUTIVE SUMMARY

INTRODUCTION

- A1. The Project, Expansion of Wo Hop Shek Crematorium, is a Designated Project under the Environmental Impact Assessment Ordinance (Cap. 499) (EIAO) and is currently governed by a Environmental Permit (EP No. EP – 329/2009) for the construction and operation of the Project.
- A2. In accordance with the Environmental Monitoring and Audit (EM&A) Manual for the Project, EM&A works for air quality monitoring and waste management should be carried out by Environmental Team (ET), Acuity Sustainability Consulting Limited (ASCL), during the construction phase of the Project.
- A3. This is the 10th Monthly EM&A Report, prepared by ASCL, for the Project summarizing the monitoring results and audit findings of the EM&A programme at and around Wo Hop Shek Crematorium during the reporting period from 01 December 2020 to 31 December 2020.
- A4. The EM&A programme for this contract has covered environmental monitoring on construction dust level at selected NSRs and Contractor's environmental performance auditing in the aspects of construction dust, construction noise, water quality, waste management, Landscape and Visual and Ecology.

SUMMARY OF MAIN WORKS UNDERTAKEN & KEY MITIGATION MEASURES IMPLEMENTED

- A5. Key activities carried out in this reporting period for the Project included the following:
- ♦ Construction to suspended slab
 - ♦ Superstructure: Formwork, fixing & Concreting
- A6. The major environmental impacts brought by the above construction works include:
- ♦ Construction noise generation from construction works to suspended slab and superstructure
 - ♦ Wastewater generation from suspended slab construction and concreting
 - ♦ Waste generation from construction activities
- A7. The key environmental mitigation measures implemented for the Project in this reporting period associated with the above construction works include:
- ♦ Reduction of noise from equipment and machinery on-site
 - ♦ Treatment of wastewater from construction to suspended slab and concreting through sedimentation tank
 - ♦ Sorting and storage of general refuse and construction waste

SUMMARY OF EXCEEDANCE & INVESTIGATION & FOLLOW-UP

- A8. No project-related exceedance in air quality monitoring, including 24-hour TSP and 1-hour TSP of the Action Level was recorded during the reporting period.
- A9. Weekly site inspections of the construction work by ET were carried out on 02, 09, 14, 23 and 30 December 2020 to audit the mitigation measures implementation status. Observations were recorded in the site inspection checklists and provided to the contractors together with the appropriate follow-up actions where necessary.

COMPLAINT HANDLING AND PROSECUTION

- A10. No project-related environmental complaint was received during the reporting period.
- A11. Neither notifications of summons nor prosecution was received for the Project.

REPORTING CHANGE

- A12. There was no change to be reported that may affect the on-going EM&A programme.

SUMMARY OF UPCOMING KEY ISSUES AND KEY MITIGATION MEASURES

- A13. Key activities anticipated in the next reporting period for the Project will include the following:
- ♦ Superstructure: formwork, fixing & concreting
- A14. The major environmental impacts brought by the above construction works will include:
- ♦ Construction noise generation from construction works to superstructure
 - ♦ Wastewater generation from concreting
 - ♦ Waste generation from construction activities
- A15. The key environmental mitigation measures for the Project in the coming reporting period associated with the above construction works will include:
- ♦ Reduction of noise from equipment and machinery on-site
 - ♦ Treatment of wastewater from concreting through sedimentation tank
 - ♦ Sorting and storage of general refuse and construction waste

1. BASIC PROJECT INFORMATION

1.1. BACKGROUND

The Food and Environmental Hygiene Department (FEHD) is responsible for the operation of public crematorium in Hong Kong including the Cremators at Wo Hop Shek Crematorium pursuant to Environmental Permit No. EP-329/2009. The existing Wo Hop Shek Crematorium (WHSC) was re-provisioned in February 2013. It comprises six body cremators, one bone cremator and three service halls. At the design stage, areas had already been reserved for the addition of two body cremators and one service hall. In order to cope with increasing demand for cremation sessions, Expansion of Wo Hop Shek Crematorium (the Project) is being taken forward in this juncture. This Project shall provide two new cremators at WHSC and one service hall for commissioning. Architectural Services Department (ArchSD) acts as the works agent for FEHD, is responsible for the project management of the project.

The Project consists of three construction phases. Phase I of the project was substantially completed in October 2012 while Phase II of the project was substantially completed in November 2013. The Project has been re-initiated as Phase III and Shing Hing Construction Co. Ltd. (the Contractor) has been awarded the construction contract for the Project with contract no. AL G513.

The scope of the Project comprises provision of:

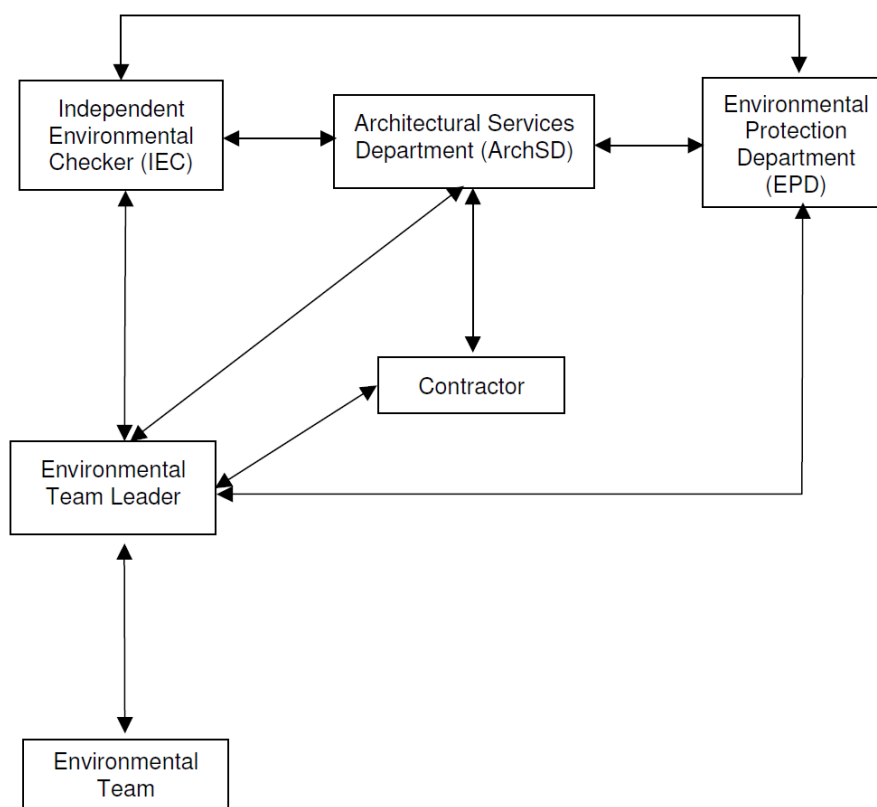
- ◆ Two new body cremators;
- ◆ One new multi-purpose service hall;
- ◆ A full range of ancillary facilities; and
- ◆ Addition, alteration and modification works that are necessary for the additional cremators and service hall.

1.2. THE REPORTING SCOPE

This is the 10th Monthly EM&A Report for the Project which summarizes the key findings of the EM&A programme during the reporting period from 01 December to 31 December 2020.

1.3. PROJECT ORGANIZATION

The Project Organization structure for Construction Phase is presented in Figure 1.1.



↔ Line of Communication

Figure 1.1 Project Organization Chart

Contact details of the key personnel are presented in Table 1.1 below:

Table 1.1 Contact Details of Key Personnel

Party	Position	Name	Telephone no.
Shing Hing Construction Co Ltd	Site Agent	M.Y. Wong	2807-4665
Acuity Sustainability Consulting Limited	Environmental Team Leader	Kevin Li	2698-6833
Ove Arup & Partners Hong Kong Ltd	Independent Environmental Checker (IEC)	Sam Tsoi	2528-3031

1.4. SUMMARY OF CONSTRUCTION WORKS

Details of the major construction activities undertaken in this reporting period are shown in Table 1.2 below. The construction programme is presented in **Appendix A**.

Table 1.2 Summary of the Construction Activities Undertaken during the Reporting Month

Reporting Month	Construction Activities
December 2020	<p>1. Construction to suspended slab</p>  <p>2. Superstructure: formwork, fixing & concreting</p> 

1.5. SUMMARY OF ENVIRONMENTAL STATUS

Environmental permit (EP) conditions under the EIAO, submission status under the EP and implementation status of mitigation measures had been reviewed and implemented on schedule. The status of required submissions under the EP (EP-329/2009) as of the reporting period for the Project are summarised in Table 1.3.

Table 1.3 Summary of Status of Required Submission for EP-329/2009 for the Project

EP/FEP Condition (EP-457/2013/C)	Submission	Submission date
Condition 1.12	Notification of Commencement Date of Construction of the Project	14 Mar 2020

EP/FEP Condition (EP-457/2013/C)	Submission	Submission date
Condition 2.3	Inception Report	13 Mar 2019
Condition 2.4	Tree Transplant Proposal	12 Apr 2019
Condition 2.5	Landscape Plan with Tree Preservation Proposal	14 Feb 2018
Condition 5.2a	Baseline Monitoring Report	21 Jan 2020
Condition 5.2b	Alternative Air Quality Monitoring Station	05 Oct 2019
Condition 5.4	Monthly EM&A Report (December 2020)	15 Jan 2021

A summary of the valid permits, licences, and /or notifications on environmental protection for this Project is presented in Table 1.4.

Table 1.4 Summary of the Status of Valid Environmental Licence, Notification, Permit and Documentations

Permit/ Licences/ Notification	Reference	Validity Period	Remarks
Environmental Permit	EP-329/2009	Throughout the Contract	-
Notification of Construction Works under the Air Pollution Control (Construction Dust) Regulation (Form NA)	Ref. Number: 455614	Throughout the Contract	-
Wastewater Discharge Licence	WT00034798-2019	10 Oct 2020 – 31 Oct 2024	-
Chemical Waste Producer Registration	5213-632-S4245-01	Throughout the Contract	-
Construction Noise Permit (24 hours) (Renewal)	GW-RN0434-20	13 July 2020 – 12 Jan 2021	-

Billing Account for Disposal of Construction Waste	7032841	Throughout the Contract	-
--	---------	-------------------------	---

The status for all environmental aspects is presented in Table 1.5.

Table 1.5 Summary of Status for Key Environmental Aspects under the Updated EM&A Manual

Parameters	Status
Dust	
Baseline Monitoring	The baseline dust monitoring result has been reported in Baseline Monitoring Report and submitted to EPD under EP Condition 5.2a.
Impact Monitoring	On-going
Waste Management	
Mitigation Measures in Waste Monitoring Plan	On-going
Environmental Audit	
Site Inspection covering Measures of Air Quality, Noise Impact, Water Quality, Waste, Ecological Quality, Landscape and Visual	On-going

Other than the EM&A work by ET, environmental briefings, trainings and regular environmental management meetings were conducted, in order to enhance environmental awareness and closely monitor the environmental performance of the contractors.

The EM&A programme has been implemented in accordance with the recommendations presented in the approved EIA Report and the Updated EM&A Manual. A summary of implementation status of the environmental mitigation measures for the construction phase of the Project during the reporting period is provided in **Appendix C**.

2. MONITORING RESULTS

2.1. MONITORING PARAMETERS

The impact monitoring had been carried out in accordance with section 2.6 of the approved EM&A Manual to determine the 1-hour and 24-hour total suspended particulates (TSP) levels at the monitoring locations in the reporting month.

The sampling frequency of at least once in every 6 days, shall be strictly observed at the monitoring stations for 24-hour TSP monitoring. For 1-hour TSP monitoring, the sampling frequency of at least 3 times in every 6 days should be undertaken when the highest dust impact occurs.

General meteorological conditions (wind speed, direction and precipitation) and notes regarding any significant adjacent dust producing sources had also been recorded throughout the impact monitoring period.

2.2. MONITORING EQUIPMENT

1-hour TSP levels and 24-hour TSP had been measured with direct reading dust meter and High Volume Samplers respectively. It has been demonstrated its capability in achieving comparable results with high volume sampling method as set out in the Title 40 of the Code of Federal Regulations, Chapter 1 (Part 50).

The 1-hour TSP meter was calibrated by the manufacturer prior to purchasing. Zero response of the instrument was checked before and after each monitoring event. Operation of the 1-hour TSP meter followed manufacturer's Operation and Service Manual. The 24-hour TSP meter was calibrated against firmware 80570-8100-V1.0.4, annually. Operation of the 24-hour TSP meter followed manufacturer's Operation and Service Manual. Valid calibration certificate of dust monitoring equipment is attached in **Appendix F**.

A summary of the equipment that was deployed for the 24- hour averaged monitoring is shown in Table 2.1. The TSP monitoring was conducted as per the schedule presented in **Appendix D**.

The equipment used for 1-hour TSP and 24-hour TSP measurement and calibration are summarised in Table 2.1

Table 2.1 Construction Dust Monitoring Equipment

Monitoring Parameter	Monitoring Equipment	Serial Number	Date of Calibration
1-hour TSP	LD-5R Digital Dust Indicator	761173	5 Jul 2020
1-hour TSP	LD-5R Digital Dust Indicator	761174	5 Jul 2020
24-hour TSP	TE-5170X High Volume Sampler	1049	30 Nov & 18 Dec 2020
	TE-5170X High Volume Sampler	1050	30 Nov & 18 Dec 2020
	TE-5025A Calibration Kit	3465	23 Sep 2020

2.3. MONITORING METHODOLOGY AND QA/QC RESULTS

The 1-hour TSP monitor, portable dust meters (Sibata Digital Dust Indicator Model LD-5R) was used for the impact monitoring. The 1-hour TSP meters provides a real time 1-hour TSP measurement based on 90° light scattering. Three 1-hour TSP level were logged per every six days.

The 24-hour TSP monitor, High Volume Samplers (Tisch TE-5170X High Volume Air Sampler) were used for the impact monitoring. The 24-hour TSP monitoring consists of the following:

- ♦ The HVS was set at the monitoring location, with electricity supply connected and secured;
- ♦ HVS was calibrated before commencing the 1st measurement;
- ♦ The filter paper was weight and provided by HOKLAS lab (Acumen Laboratory and Testing Limited and ALS Technichem (HK) Pty Ltd) before and after the sampling. Certificate of HOKLAS accredited laboratory can be referred to **Appendix G**;
- ♦ The airflow over time during sampling process was recorded by the HVS.

HVSs was free- standing with no obstruction. The following criteria were considered in the installation of the HVS:

- ♦ Appropriate support to secure the samples against gusty wind needed to be provided the monitoring station;
- ♦ A minimum of 2m separation from walls, parapets and penthouses was required for rooftop samplers;
- ♦ No furnace or incinerator flues was nearby;
- ♦ Airflow around the sampler was unrestricted; and
- ♦ Permission could be obtained to set up the samplers and gain access to the monitoring station.

Preparation of Filter Papers

- ♦ Glass fiber filters were labelled and sufficient filters that were clean and without pinholes were selected;
- ♦ All filters were equilibrated in the conditioning environment for 24 hours before weighing. The conditioning environment temperature was around 25°C and not varied by more than $\pm 3^{\circ}\text{C}$; the relative humidity (RH) was 40%; and
- ♦ Acumen Laboratory and Testing Limited and ALS Technichem (HK) Pty Limited, as HOKLAS accredited laboratory, implemented comprehensive quality assurance and quality control programmes on the filters.

Field Monitoring

- ♦ The power supply was checked to ensure that the HVS was working properly;
- ♦ The filter holder and area surrounding the filter were cleaned;
- ♦ The filter holder was removed by loosening the foul bolts and a new filter, with stamped number upward, on a supporting screen was aligned carefully;

- ♦ The filter was properly aligned on the screen so that the gasket formed an airtight seal on the outer edges of the filter;
- ♦ The swing bolts were fastened to hold the filter holder down to the frame. The pressure applied should be sufficient to avoid air leakage at the edges;
- ♦ The shelter lid was closed and secured with an aluminum strip;
- ♦ The HVS was warmed- up for about 5 minutes to establish run- temperature conditions;
- ♦ A new flow rate record sheet was inserted into the flow recorder;
- ♦ The flow rates of the HVS was checked and adjusted to between $1.22\text{--}1.37\text{ m}^3\text{min}^{-3}$, which was within the range specified in the EM&A Manual (i.e. $0.6\text{--}1.7\text{ m}^3\text{min}^{-3}$);
- ♦ The programmable timer was set for a sampling period of 24 hours \pm hour, and the starting time, weather condition and filter number were recorded;
- ♦ The initial elapsed time was recorded;
- ♦ At the end of sampling, the sampled filter was removed carefully and folded in half so that only surfaces with collected particulate matter were in contact;
- ♦ The filter paper was placed in a clean plastic envelope and sealed; all monitoring information was recorded on a standard data sheet and
- ♦ The filters were sent to (Acumen Laboratory and Testing Ltd and ALS Technichem (HK) Pty Ltd) for analysis.

Maintenance and Calibration

- ♦ The HVS and their accessories were maintained in a good working condition. For example, motor brushes were replaced routinely and electrical wiring was checked to ensure a continuous power supply; and
- ♦ The flow rate of each HVS with mass flow controller was calibrated using an orifice calibrator, Initial calibrations of the dust monitoring equipment were conducted upon installation and prior to commissioning. Five- point calibration was carried out for HVS using TE-5025 Calibration Kit. HVS is calibrated bimonthly. The calibration records for the HVS is given in **Appendix F**.

Wind Data Monitoring

- ♦ The wind speed has been recorded from Hong Kong Observatory- Tai Po Kau meteorological station, along with portable wind speed meter stand by as back up if malfunction occurred or data was not recorded from HKO.

2.4. MONITORING LOCATIONS

Due to the disagreement of occupants in establishment of air quality monitoring station at their private permits, both of the original proposed dust monitoring locations were rejected. Two alternative air monitoring stations Fung Kai Liu Yun Sum Memorial School and Fanling Government School had been proposed by ET and approved by IEC. Two designated air monitoring locations were identified and agreed with IEC and EPD. Details of air monitoring stations are described in Table 2.2. The location plan of air quality monitoring stations is shown in **Appendix H**.

Table 2.2 Location of the Dust Monitoring Stations

Air Quality Monitoring Station	Dust Monitoring Station
A10	Fung Kai Liu Yun Sum Memorial School
A20	Fanling Government School

2.5. MONITORING DATE, TIME, FREQUENCY AND DURATION

A summary of impact monitoring duration, sampling parameter and frequency is presented in Table 2.3.

Table 2.3 Summary of Impact Monitoring Programme

Impact Monitoring	Duration	Sampling Parameter	Frequency
Dust	1-hour continuous measurement	1-hour TSP	3 times per six days
Dust	24-hour continuous sampling	24-hour TSP	Once per six days

2.6. RESULT SUMMARY

According to our field observations, the major dust source identified at the designated air quality monitoring station in the reporting month are summarised in Table 2.4.

Table 2.4 Observation at Dust Monitoring Station

Monitoring Station	Major Dust Source
A10	Nearby traffic
A20	Nearby traffic

Air quality impact monitoring for the reporting month was carried out 01, 07, 12, 18, 23 and 29 December 2020 at A10 and A20.

The results for 1-hour TSP and 24-hour TSP are summarized in Table 2.5 and Table 2.6. The measurement data and details of influencing factors such as weather conditions and site observation are presented in **Appendix I**.

Table 2.5 Summary of 1-hour TSP Monitoring Results

Monitoring Location	Range($\mu\text{g}/\text{m}^3$)	Action Level($\mu\text{g}/\text{m}^3$)	Limit Level($\mu\text{g}/\text{m}^3$)
A10	34 - 48	290	500
A20	36 - 49	291	500

Table 2.6 Summary of 24-hour TSP Monitoring Results

Monitoring Location	Range($\mu\text{g}/\text{m}^3$)	Action Level($\mu\text{g}/\text{m}^3$)	Limit Level($\mu\text{g}/\text{m}^3$)
A10	67 - 101	169	260
A20	40 - 86	167	260

3. WASTE

3.1. WASTE RECORD OF REPORTING MONTH

The waste generated from this Project includes inert construction and demolition (C&D) materials, and non-inert C&D materials. Non-inert C&D materials are made up of general refuse, vegetative wastes and recyclable wastes such as plastics and paper/cardboard packaging waste. Steel materials generated from the project are also grouped into non-inert C&D materials as the materials were not disposed of with other inert C&D materials. With reference to relevant handling records and trip tickets of this Project, the quantities of different types of waste generated in the reporting month are summarised in Table 3.1. Details of cumulative waste management data are presented as a waste flow table in **Appendix J**.

Table 3.1 Quantities of Waste Generated from the Project during December 2020




Reporting Month	Total Quantity Generated	Actual Quantities of Inert C&D Materials Generated Monthly					Actual Quantities of C&D Wastes Generated Monthly				
		Hard Rock and Large Broken Concrete	Reused in the Contract	Reused in other Projects	Disposed as Public Fill	Imported Fill	Metals	Paper / cardboard packaging	Plastics (see Note)	Chemical Waste	Others, e.g. general refuse
	(in ,000kg)	(in ,000kg)	(in ,000kg)	(in ,000kg)	(in ,000kg)	(in ,000kg)	(in ,000kg)	(in ,000kg)	(in ,000kg)	(in ,000kg)	(in ,000kg)
Dec 2020	16.99	0	0	0	14.88	0	0	0	0	0	2.11



Notes: (1) Plastics refer to plastic bottles / containers, plastic sheets / foam from packaging material


3.2. MITIGATION MEASURES TO WASTE PRODUCTION

Mitigation measures adopted for reducing waste production are summarized in Table 3.2.

Table 3.2 Mitigation measures adopted for waste reduction

Types of Waste	Mitigation Measures
Non-inert C&D Wastes	<p>1. On-site segregation was adopted to wastes to enhance the reuse and recycling of non-inert C&D wastes. Separated containers are provided for temporary storage of different types of non-inert wastes, including the deployment of three-colour recycle bins for paper, aluminium cans, and plastic bottle recycling.</p>  <p>Three-colour recycle bins</p>  <p>Enclosed rubbish bin for general waste</p>  <p>Skip for non-inert C&D waste</p>

Types of Waste	Mitigation Measures
	<ol style="list-style-type: none"> Careful design and planning with good site management to minimize over ordering and generation of waste materials. Reuse non-inert C&D materials when possible to reduce the amount of C&D waste. The timber for formwork was reused on-site.  <p>Timber for formwork was reused on-site</p>
Inert C&D Wastes	<ol style="list-style-type: none"> Excavated inert C&D materials were separately stored for subsequent backfilling, approximately 614 tonnes of excavated inert materials were stored in construction material storage area with coverage of impervious sheeting for on-site backfilling.  <p>No excavated material was stored at material storage area in the reporting month.</p> <ol style="list-style-type: none"> Surplus excavated materials were delivered to public fill reception facilities.
Chemical Wastes	<ol style="list-style-type: none"> Unused chemicals or chemicals with remaining functional capacity were reused as far as practicable.

Types of Waste	Mitigation Measures
	 <p>Chemical with remaining functional capacity was stored in a designated area and reused on-site.</p>

4. SUMMARY OF MONITORING EXCEEDANCE, COMPLAINTS, NOTIFICATION OF SUMMONS AND PROSECUTIONS

The Environmental Complaint Handling Procedure is shown in below Figure 4.1:

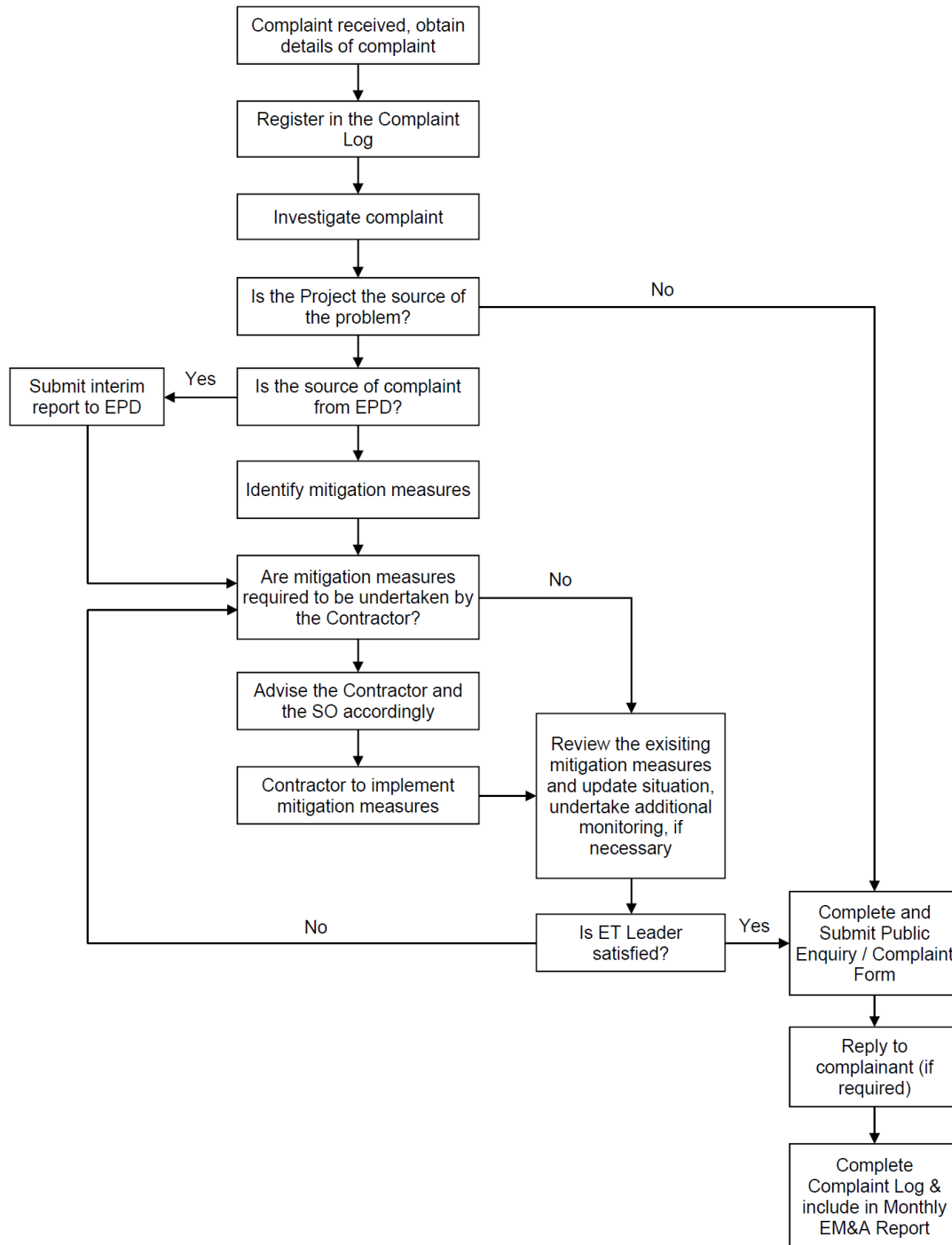


Figure 4.1 Environmental Complaint Handling Procedures

Air quality monitoring was conducted in the reporting period and no project-related exceedance of the Action Level was recorded during the reporting period.

No notification of summons and prosecution was received in the reporting period.

Statistics on complaints and regulatory compliance are summarized in **Appendix L**.

5. EM&A SITE INSPECTION

Site inspections were carried out on a weekly basis to monitor the implementation of proper environmental pollution control and mitigation measures under the Contract. In the reporting period, site inspections were carried out on 02, 09, 14, 23 and 30 December 2020 at the site portions list in Table 5.1 below.

Table 5.1 Summaries of Site Inspection Record

Date	Inspected Site Portion	Time
02 Dec 2020	Wo Hop Shek Crematorium	10:00 – 10:15 AM
09 Dec 2020	Wo Hop Shek Crematorium	10:00 – 10:15 AM
14 Dec2020	Wo Hop Shek Crematorium	10:30 – 10:45 AM
23 Dec 2020	Wo Hop Shek Crematorium	10:00 – 10:15 AM
30 Dec 2020	Wo Hop Shek Crematorium	10:15 – 10:30 AM

Environmental deficiencies were observed during weekly site inspection. Key observations during the site inspections and during the reporting period are summarized in **Table 5.2**.

According to the EIA Study Report, Environmental Permit, contract documents and EM&A Manual, the mitigation measures detailed in the documents are implemented as much as practical during the reporting period. An updated Implementation Status of Environmental Mitigation Measures (EMIS) is provided in **Appendix C**.

According to the Environmental Permit (EP) clause 3.6, route 2 and route 5 shall not be used as transportation routes during construction, which was attached in **Appendix N**. The measures implemented to comply with the EP's requirement are listed as follows:

1. Induction training including the proper transportation routes use
2. Posting extracts of the transportation route to/from the site outside the entrance
3. Toolbox training provided to the drivers entering the site

Measure no.2 of the above was observed during the site inspections.

In order to comply with the requirement of the EP clause 3.5, the implementation of all landscaping and visual mitigation measures in accordance with the landscape plan approved was audited in the reporting period. The detailed status of the implementation is provided in the section 5 in **Appendix K** of each site inspection.

Bi-weekly checking for the transplanted tree was conducted during the site inspections. No major observation was found related to the landscaping and visual.

Site inspection proforma of the reporting period is provided in **Appendix K**

Table 5.2 Site Observations

Date	Environmental Observations	Follow-up Status
02 Dec 2020 (Site inspection)	<u>Observation(s)</u> 1. No major observation was observed. <u>Reminder(s)</u> 1. Stagnant water should be removed.	Nil.
09 Dec 2020 (Site inspection)	<u>Observation(s)</u> 1. No major observation was observed.	Nil.
14 Dec 2020 (Site inspection)	<u>Observation(s)</u> 1. No major observation was observed.	Nil.
23 Dec 2020 (Site inspection)	<u>Observation(s)</u> 1. No major observation was observed. <u>Reminder(s)</u> 1. Housekeeping should be maintained. 2. The exposed soil should be sprayed with water.	Nil.
30 Dec 2020 (Site inspection)	<u>Observation(s)</u> 1. No major observation was observed. <u>Reminder(s)</u> 1. Housekeeping should be maintained.	Nil.

6. FUTURE KEY ISSUES

Works to be undertaken in the next reporting month are:

- ♦ Construction work to suspended slab
- ♦ Superstructure: formwork, fixing & concreting

The major environmental impacts brought by the above construction works will include:

- ♦ Construction noise generation from construction works to suspended slab and superstructure works
- ♦ Wastewater generation from suspended slab construction and superstructure works
- ♦ Waste generation from construction activities

The key environmental mitigation measures for the Project in the coming reporting period associated with the above construction works will include:

- ♦ Reduction of noise from equipment and machinery on-site
- ♦ Treatment of wastewater from concreting through sedimentation tank
- ♦ Sorting and storage of general refuse and construction waste

The impact monitoring schedule for the next reporting month to be shown at **Appendix M**.

7. CONCLUSIONS AND RECOMMENDATIONS

This is the 10th Monthly EM&A Report for the Project which summarizes the key findings of the EM&A programme during the reporting period from 01 December to 31 December 2020., in accordance with the EM&A Manual and the requirement under EP – 329/2009.

Air quality monitoring was conducted in the reporting period and no project-related exceedance of the Action Level was recorded during the reporting period.

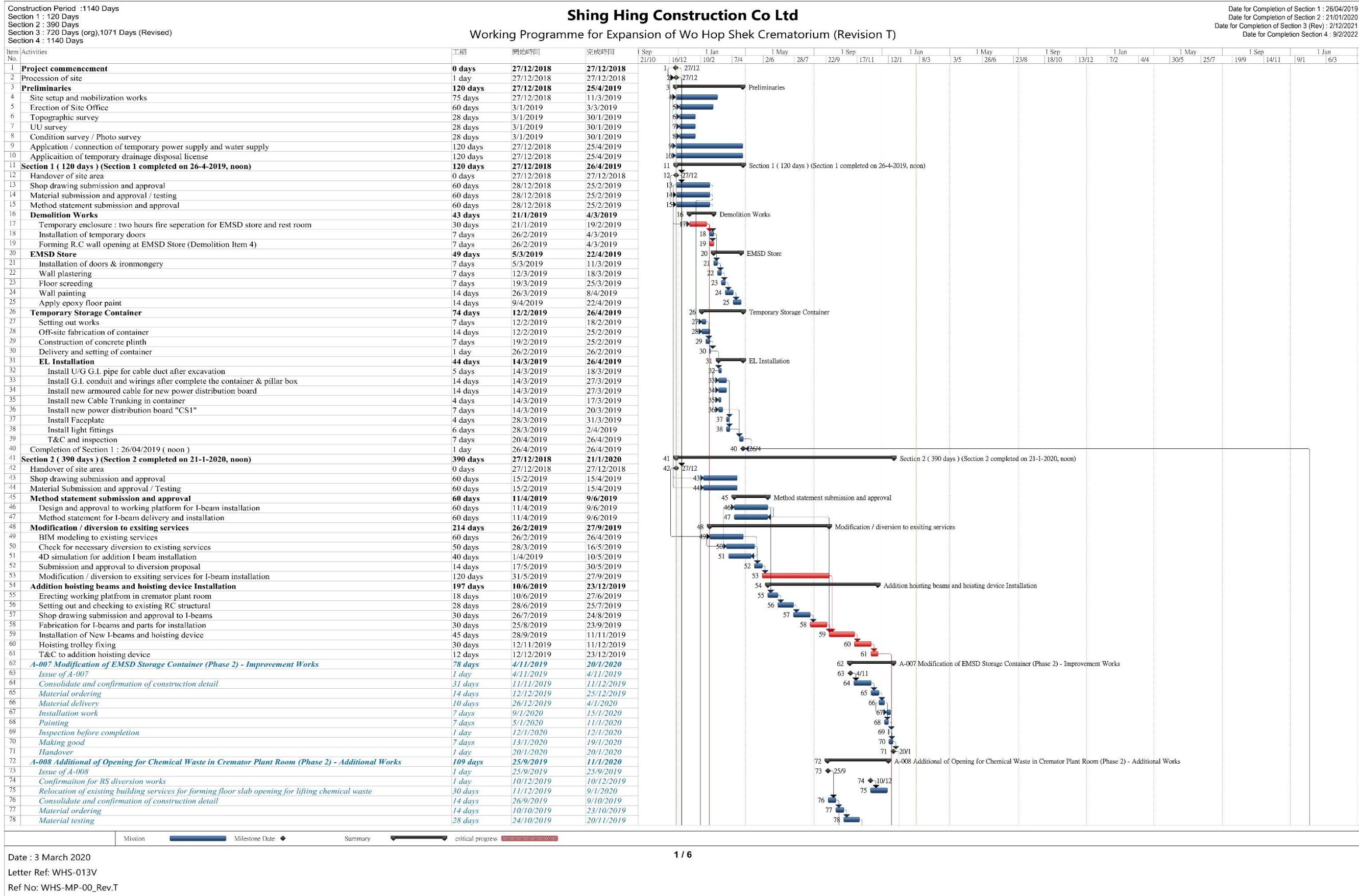
Weekly environmental site inspection was conducted during the reporting period. Some observations were observed during site inspection and rectifications had been accomplished by contractor within a week after site inspection. The environmental performance of the project was therefore considered satisfactory.

No environmental complaint was received in the reporting period.

No notification of summons or prosecution was received since commencement of the Contract.

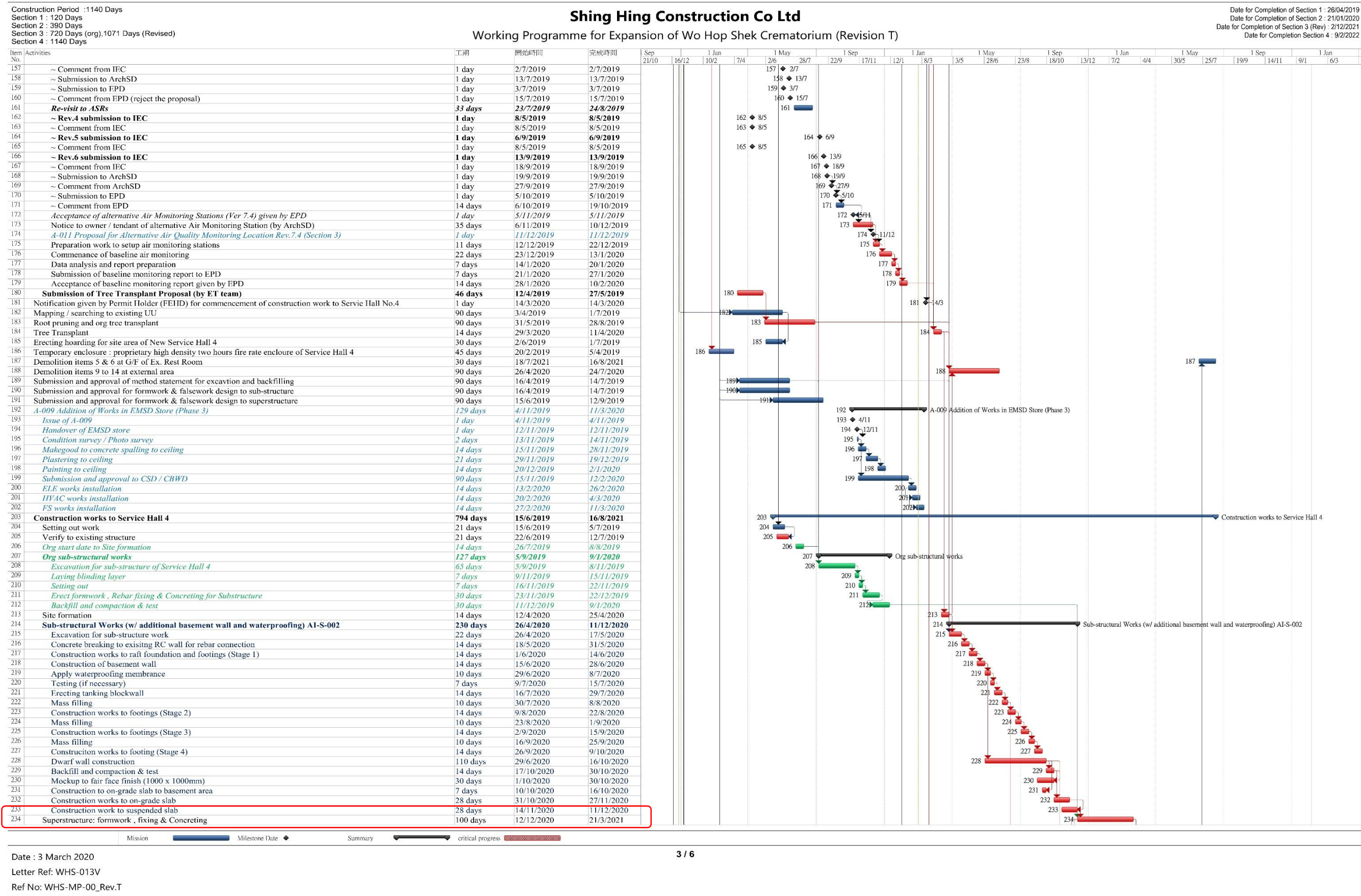
The ET will keep track on the construction works to confirm compliance of environmental requirements and the proper implementation of all necessary mitigation measures.

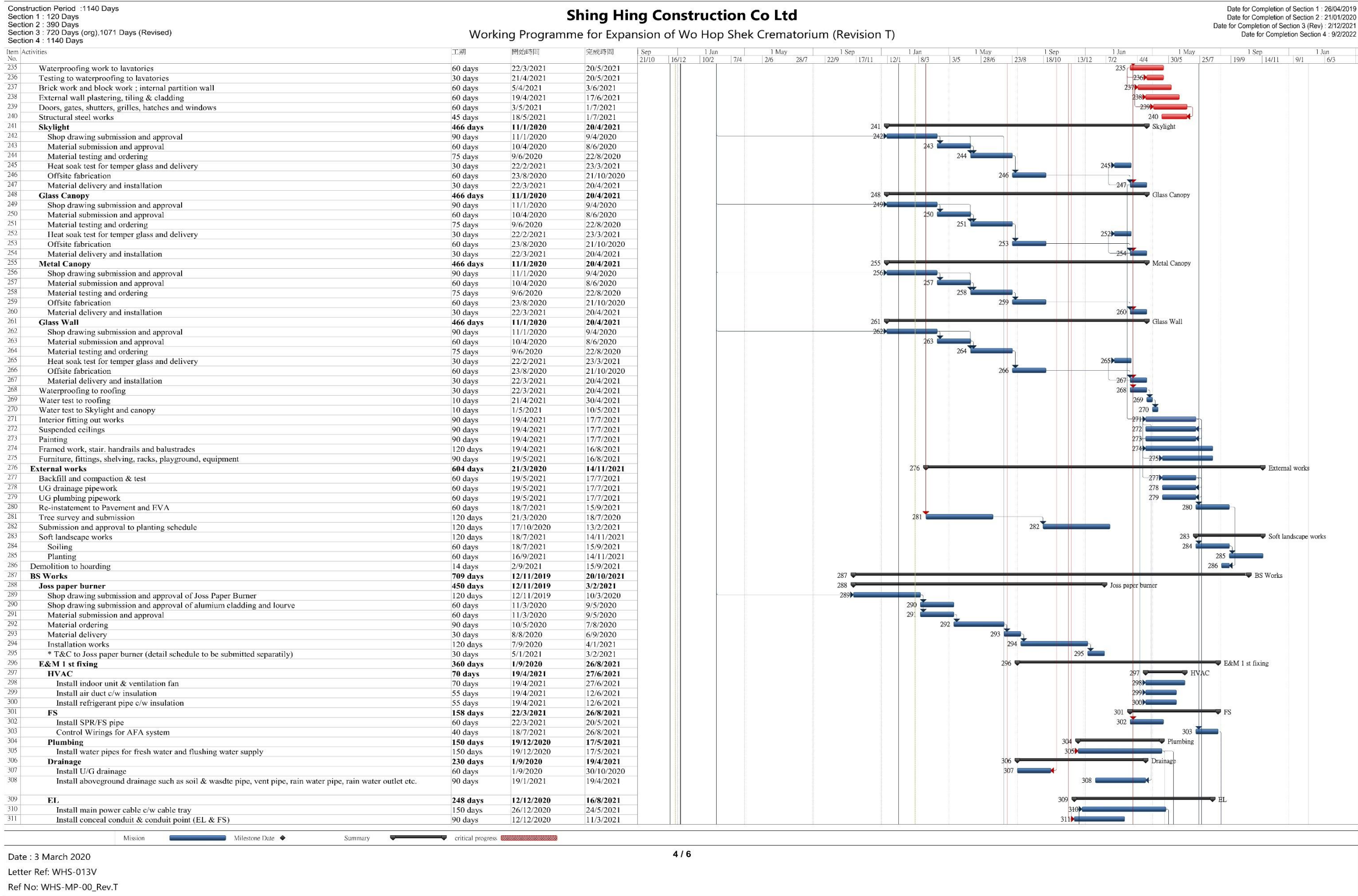
APPENDIX A: MASTER PROGRAMME

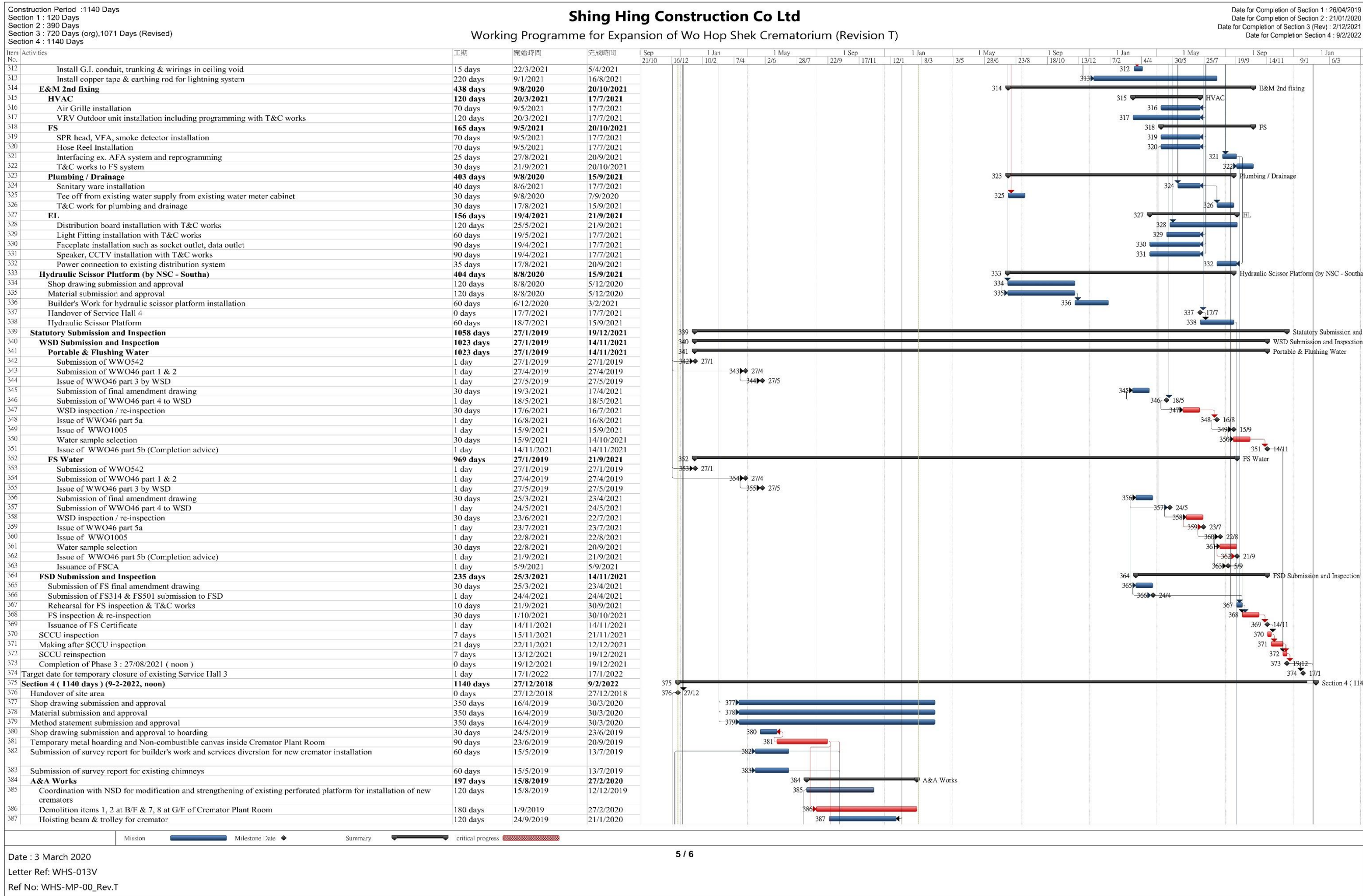


The copyright of this document is owned by Acuity Sustainability Consulting Limited. It may not be reproduced except with prior written approval from the Company.

Acuity Sustainability Consulting Limited



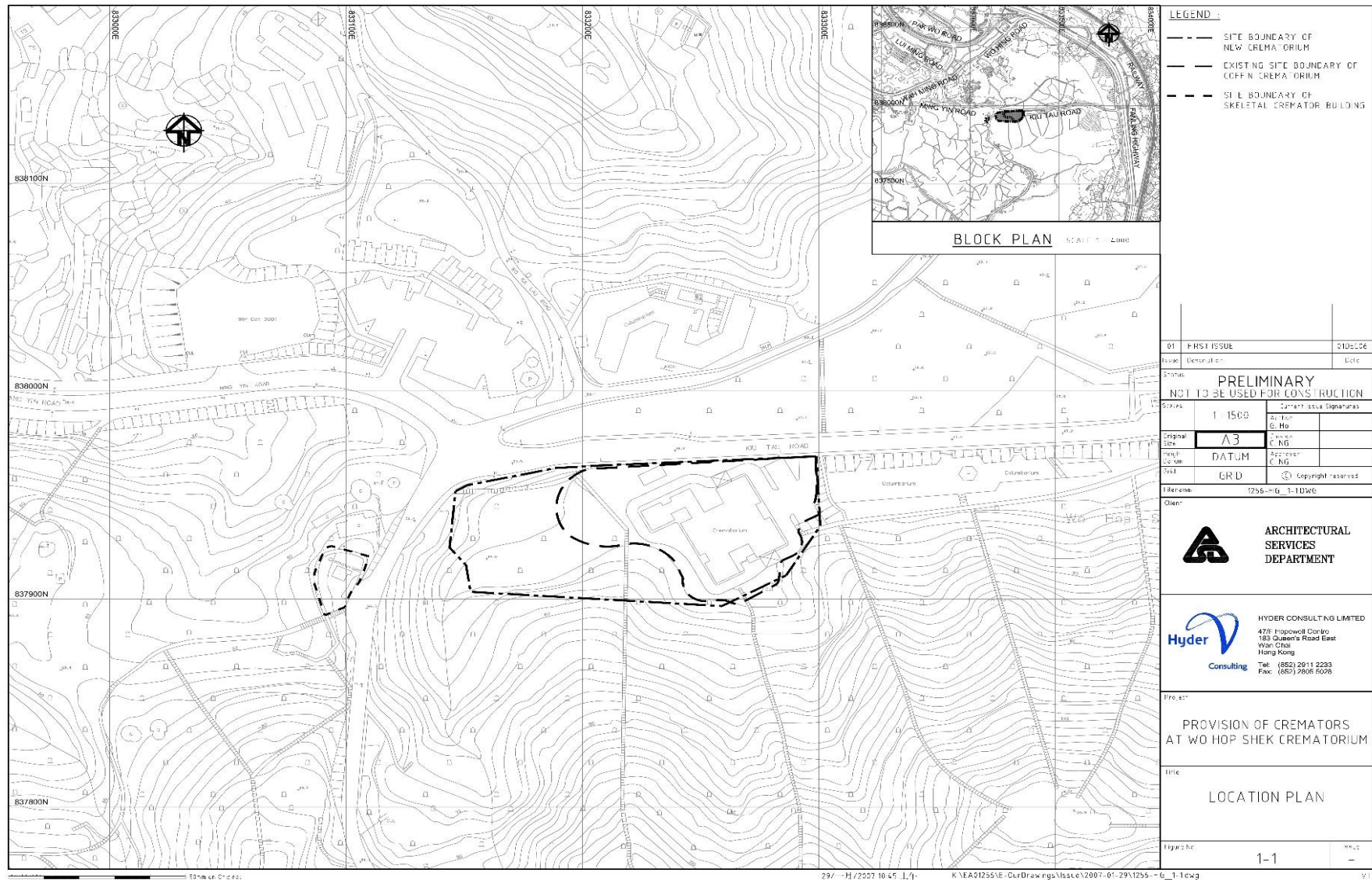






6 / 6

APPENDIX B: WORK AREA FOR THE CONTRACT NO. AL G513



APPENDIX C: SUMMARY OF IMPLEMENTATION STATUS OF ENVIRONMENTAL MITIGATION

Contract No. AL G513
Expansion of Wo Hop Shek Crematorium
Monthly EM&A Report No.10



EIA Ref	EM&A Ref.	Environmental Protection Measures / Mitigation Measures	Location / Timing	Implementation Agent	Implementation Stage	Relevant Legislation and Guidelines	Implementation Status
Air (Construction Phase)							
S.3.3.5		Under the Air Pollution Control (Specified Process) Regulation, an incinerator (including cremator) with an installed capacity exceeding 0.5 tonnes per hour, is classified as a specified process, and requires a Specified Process license to operate. FEHD shall apply for a specified licence under the APCO.	New Cremators in the New Crematorium / prior to operation	FEHD	Construction Phase	APCO	NA
S.3.9		Asbestos Investigation: ■ The incense burner, coffin and skeletal crematorium shall be thoroughly investigated prior to any demolition work commencing to ascertain the presence of any ACM. A registered asbestos consultant shall carry out an asbestos investigation report (AIR).	Incense burner, coffin and skeletal crematorium / Prior to any demolition work commencing	Arch SD, Registered Asbestos Consultant, Registered Asbestos Contractor	Construction Phase	APCO AIR and AAP	NA
S.3.9.2							
S.3.9.3		■ If any ACM are identified in the existing crematorium, an asbestos abatement plan shall be submitted to EPD prior to any asbestos abatement works.					
S.3.9.4		The following precautionary and mitigation measures shall be implemented during the removal of ACM: ■ Enclosure of the work area. ■ Containment and sealing for the asbestos containing waste. ■ Provision of personal decontamination facility. ■ Use of personal respiratory/protection equipment. ■ Use of vacuum cleaner equipped with high-efficiency air particulate (HEPA) filter for cleaning up the work area. ■ Carrying out air quality monitoring during the asbestos abatement works.					

Contract No. AL G513
Expansion of Wo Hop Shek Crematorium
Monthly EM&A Report No.10



EIA Ref	EM&A Ref.	Environmental Protection Measures / Mitigation Measures	Location / Timing	Implementation Agent	Implementation Stage	Relevant Legislation and Guidelines	Implementation Status
S.3.9.5		The following qualified personnel shall be appointed to carry out the asbestos abatement works: <ul style="list-style-type: none"> ■ Registered asbestos contractor for carrying out the asbestos removal works. ■ Registered asbestos supervisor for supervising the asbestos abatement works. ■ Registered asbestos laboratory for monitoring the air quality during the asbestos abatement works. ■ Registered asbestos consultant for supervising and certifying the asbestos abatement works. 					NA
S.3.9.7 – S.3.9.9		Other Site Management:					NA
S.3.9.7		The asbestos materials in each building/premises must be abated before other contractors/trades are allowed to work in the building/premises.					NA
S.3.9.8		Tight security measures shall be taken at the asbestos abatement works site to prevent any disturbance to ACM that may result from the stealing of valuable items on site such as electrical cable and copper pipes. It is recommended that priority shall be given for the abatement of all friable ACM.					NA
S.3.9.9		As different contractors may be working on-site at the same time, the following measures should be considered: <ul style="list-style-type: none"> ■ If there is a sensitive receptor around the area, conduct environmental air monitoring at this off-site receptor. ■ Submit to EPD a completion report, including photos and air monitoring results, immediately after completion of asbestos abatement work for every work zone. 					NA
S.3.9.9		As different contractors may be working on-site at the same time, the following measures should be considered: <ul style="list-style-type: none"> ■ If there is a sensitive receptor around the area, conduct environmental air monitoring at this off-site receptor. ■ Submit to EPD a completion report, including photos and air monitoring results, immediately after completion of asbestos abatement work for every work zone. 					NA

Contract No. AL G513
Expansion of Wo Hop Shek Crematorium
Monthly EM&A Report No.10



EIA Ref	EM&A Ref.	Environmental Protection Measures / Mitigation Measures	Location / Timing	Implementation Agent	Implementation Stage	Relevant Legislation and Guidelines	Implementation Status
S.3.10.1 - S.3.10.2		The contractor has a responsibility to notify EPD for undertaking any 'notifiable' works prior to the commencement of such works. In addition, the contractor is also required to fulfil specific dust control requirements given in the APCO Regulation's Schedule for specific jobs.	Prior to 'notifiable' works including Construction of the foundation of a building and construction of the superstructure of a building	Contractor	Construction Phase	Air Pollution Control (Construction Dust) Regulation APCO	Implemented
S.3.10.3 - S.3.10.4	S.2.9.1 - S.2.9.3	<p>Good site management / practices to avoid / minimise incidences of dust emissions:</p> <p><i>Site Boundary and Entrance</i></p> <ul style="list-style-type: none"> ■ Vehicle washing facilities including a high pressure water jet shall be provided at every discernible or designated vehicle exit point. ■ The area at which vehicle washing takes place and the section of the road between the washing facilities and the exit point shall be paved with concrete, bituminous or hardcore material. <p><i>Access Haul Roads and Unpaved Areas</i></p> <ul style="list-style-type: none"> ■ Each and every main haul road shall be paved with concrete, bituminous hardcore materials or metal plates, and kept clear of dusty materials. Or ■ Unpaved haul roads and areas shall be sprayed with water so as to keep the entire road surface wet. 	Project Site / Construction and Demolition	Contractor	Construction Phase	Air Pollution Control (Construction Dust) Regulation APCO	Implemented

EIA Ref	EM&A Ref.	Environmental Protection Measures / Mitigation Measures	Location / Timing	Implementation Agent	Implementation Stage	Relevant Legislation and Guidelines	Implementation Status
		<p><i>Excavated Materials</i></p> <ul style="list-style-type: none"> Any stockpile of dusty material shall be either: (a) covered entirely by impervious sheeting. (b) placed in an area sheltered on the top and the three sides. or (c) sprayed with water or a dust suppression chemical so as to maintain the entire surface wet. <p><i>Exposed Earth</i></p> <ul style="list-style-type: none"> Exposed earth shall be properly treated by compaction, hydroseeding, vegetation planting or seating with latex, vinyl, bitumen within six months after the last construction activity on the site or part of the site where the exposed earth lies. <p><i>Loading, Unloading or Transfer of Dusty Materials</i></p> <ul style="list-style-type: none"> All dusty materials shall be sprayed with water immediately prior to any loading or transfer operation so as to keep the dusty material wet. <p><i>Debris Handling</i></p> <ul style="list-style-type: none"> Any debris shall be covered entirely by impervious sheeting or stored in a debris collection area sheltered on the top and the three sides. Before debris is dumped into a chute, water shall be sprayed so that it remains wet when it is dumped. <p><i>Transport of Dusty Materials</i></p> <ul style="list-style-type: none"> Vehicles used for transporting dusty materials/spoils shall be covered with tarpaulin or similar material. The cover shall extend over the edges of the sides and tailboards. <p><i>Site Clearance</i></p> <ul style="list-style-type: none"> The working area for the uprooting of trees, shrubs, or vegetation or the removal of boulders, pole, pillars shall be sprayed with water immediately before, during and immediately after the operation so as to maintain the entire surface wet. All demolished items shall be covered by impervious sheeting or placed in a spot with shelters on top and three sides within a day of the demolition. Workers at all levels should be co-operative to avoid dust generation and dispersion to the surrounding environment. 					

Contract No. AL G513
Expansion of Wo Hop Shek Crematorium
Monthly EM&A Report No.10



EIA Ref	EM&A Ref.	Environmental Protection Measures / Mitigation Measures	Location / Timing	Implementation Agent	Implementation Stage	Relevant Legislation and Guidelines	Implementation Status
Air (EM&A for Construction Phase)							
S.11.2.4 - S.11.2.5	S.2.5 - S.2.6	Conduct baseline and regular 1-hr and 24-hr TSP monitoring at 2 measurement locations at a 6-day frequency	A22a and A22b / Baseline monitoring prior to construction works / Regular monitoring throughout construction period	Contractor	Construction Phase	EIAO	Implemented
Noise (Construction Phase)							
S.4.4.9 - S.4.4.10	S.3.2.1 - S.3.2.2	<p>Good Site Practice and Noise Management:</p> <ul style="list-style-type: none"> ■ Only well-maintained plant shall be operated on site and the plant shall be regularly serviced during the construction works. ■ Plant used intermittently shall be turned off or throttled down when not in active use. ■ Plant that is known to emit noise strongly in one direction shall be oriented to face away from NSRs. ■ Silencers, mufflers and enclosures for plant shall be used where possible and maintained adequately throughout the works. ■ Mobile plant shall be sited away from NSRs. ■ Stockpiles of excavated materials and other structures such as site buildings shall be used effectively to screen noise from the works. ■ PME shall be well maintained and use properly on site to minimise the any excessive noise generated. 	Work site / Construction phase	Contractor	Construction Phase	GW-TM & NCO	Implemented
Land Contamination (Construction Phase)							
		Remedial Action Plan:	All areas	Contractor	Construction Phase	Waste Disposal	

Contract No. AL G513
Expansion of Wo Hop Shek Crematorium
Monthly EM&A Report No.10



EIA Ref	EM&A Ref.	Environmental Protection Measures / Mitigation Measures	Location / Timing	Implementation Agent	Implementation Stage	Relevant Legislation and Guidelines	Implementation Status
S.5.7.2		If large amounts of contaminated soil (say 500m ³) are found following further site investigation after the decommissioning of the crematorium, remediation options such as bioremediation for organics should be considered. Although disposal of small amount of contaminated soil to landfills might be considered as an economic and acceptable option for remediation, it should be considered as the last resort if all remediation options including reuse are considered to be inappropriate or infeasible.	requiring remedial works in Project site			Ordinance (Cap.354) Waste Disposal (Chemical Waste) Regulations Code of Practice on the Packaging, Labelling and Storage of Chemical Wastes CAP	NA
S.5.7.3		<ul style="list-style-type: none"> ■ If disposal to landfills is chosen as the remediation measure, the criteria set primarily of Toxicity Characteristic Leaching Procedure (TCLP) limits, as stated in Annex E in the GN) should be met. ■ At least three soil samples should be taken from the most contaminated area(s) and tested for TCLP for a full suite of parameters (16 metals) as stated in Table E1 in Annex E in the GN. ■ If the testing result shows that any of the TCLP limits cannot be met, the soil shall be treated by cement stabilization and further tested for TCLP prior to landfill disposal or treated as chemical waste and disposed of at the Chemical Waste Treatment Centre (CWTC). 				ProPECC Note PN3/94 Dutch A, B, C Classification system WPCO Technical Memorandum on Standards for Effluents Discharged into Drainage and Sewerage Systems, Inland and Coastal Waters (TM)	NA
S.5.7.4		All soil treated as a chemical waste, shall be collected by a registered chemical waste contractor and the Waste Disposal (Chemical Waste) Regulations under the Waste Disposal Ordinance (Cap.354) shall be observed. Reference shall be made to the Registration of Chemical Waste Producers and Code of Practice on the Packaging, Labelling and Storage of Chemical Wastes, issued by EPD.					NA

EIA Ref	EM&A Ref.	Environmental Protection Measures / Mitigation Measures	Location / Timing	Implementation Agent	Implementation Stage	Relevant Legislation and Guidelines	Implementation Status
S.5.7.6		<p>Confirmatory Soil Sampling</p> <ul style="list-style-type: none"> ■ In order to confirm the extent of the soil contamination and if the contaminated soil should be removed or treated, confirmatory soil sampling shall be carried out during the remediation works. ■ This shall consist of five to six samples in each location where soil contamination is identified from SI works. The locations will be to the north, south, east and west of the location where contaminated soil is found. Two locations should also be above and below the location (in terms of elevation) where contaminated soil is found. ■ If analytical results exceed the Dutch B Levels or other agreed remedial target suggested in a supplementary CAR, the contaminated area shall be extended and further confirmatory sampling shall be carried out until no further contamination is encountered. 					NA
S.5.8	S.4	Further Site Investigation	Areas that are currently in use and cannot be accessed, including the transformer room, dangerous goods stores, day tank room, fuel pump room, sunken fuel pipe and cremator.	Contractor	Construction Phase	Interim CAR and RAP	NA
S.5.8.1	S.4.1 - S.4.7	Further site investigations in areas that are currently in use and cannot be accessed are required. These areas include the transformer room, dangerous goods stores, day tank room, fuel pump room, sunken fuel pipe and cremator.				ProPECC Note PN3/94	
S.5.8.2		The demolition contractor shall carry out further site investigations, after the decommissioning of the existing crematorium and skeletal cremator building.				Guidance Notes for Investigation and Remediation of Contaminated Sites of Petrol Filling Stations, Boatyards and Car	
S.5.8.3		Potential contaminants in the soils have been identified in CAP and the parameters to be analysed for soils at different locations are summarised in Table 5-3 in S.5.8.3.					

EIA Ref	EM&A Ref.	Environmental Protection Measures / Mitigation Measures	Location / Timing	Implementation Agent	Implementation Stage	Relevant Legislation and Guidelines	Implementation Status
S.5.8.4		Sampling and analysis plans for these investigations shall be prepared and submitted to EPD for approval prior to any of these investigation works. Supplementary CAR and RAP shall be prepared to describe the results and findings of these site investigations and, if necessary, any remedial works.	After the decommissioning of the existing crematorium and skeletal crematorium building.			Repair / Dismantling Workshops	
Land Contamination (EM&A)							
S.11.2.9 - S.11.2.15	S.4.1 - S.4.7	Further Site Investigation: <ul style="list-style-type: none"> ■ Conduct further site investigation for Petroleum hydrocarbons and PAH in soil samples. ■ Conduct further site investigation for PCBs in soil samples. ■ Conduct further site investigation for PAH, Dioxins and Metals (Cr, Co, Ni, Cu, Zn, As, Mo, Cd, Sn, Ba, Hg, Pb) in soil samples. 	After decommissioning, prior to construction: Existing crematorium: Dangerous goods store, Daily tank room, fuel pump room and sunken fuel pipe Skeletal Crematorium Building: Dangerous goods store Existing crematorium: Transformer room Crematoriums (residual inside the crematorium, flue and	Contractor	Construction Phase	Interim CAR & RAP	NA

EIA Ref	EM&A Ref.	Environmental Protection Measures / Mitigation Measures	Location / Timing	Implementation Agent	Implementation Stage	Relevant Legislation and Guidelines	Implementation Status
			chimneys				
Waste Management (Construction Phase)							
S.6.7.24		<p>Good Site Practice:</p> <ul style="list-style-type: none"> ■ Obtain the necessary waste disposal permits from the appropriate authorities, if they are required, in accordance with the Waste Disposal Ordinance (Cap. 354), Waste Disposal (Chemical Waste) (General) Regulation and the Land (Miscellaneous Provision) Ordinance (Cap. 28). ■ Obtain a billing account with EPD for disposal of construction waste. ■ A Waste Management Plan (WMP), incorporated in an Environmental Management Plan (EMP) shall be prepared and submitted to the Engineer/Supervising Officer for approval. Reference shall be made to Environment, Transport and Works Bureau Technical Circular (Works) (ETWB TCW) 19/2005. ■ Nomination of an approved person to be responsible for good site practice, arrangements for collection and effective disposal to an appropriate facility of all wastes generated at the site. ■ Use of a waste haulier, authorised or licensed to collect specific category of waste. ■ A trip-ticket system shall be included as one of the contractual requirements and implemented by the Environmental Team to monitor the disposal of C&D and solid wastes at public filling facilities and landfills, and to control fly tipping. Reference shall be made to ETWB TCW No. 31/2004. ■ Training of site personnel in proper waste management and chemical waste handling procedures. ■ Separation of chemical wastes for special handling and appropriate treatment at a licensed facility. ■ Routine cleaning and maintenance programme for drainage systems, sumps and oil interceptors. ■ Provision of sufficient waste disposal points and regular collection for disposal. ■ Adoption of appropriate measures to minimise windblown litter and dust during transportation of waste, such as covering trucks or transporting wastes in enclosed containers. ■ Implementation of a recording system for the amount of wastes 	Project site/ design, construction and demolition stages	Contractor	Construction Phase	<p>Waste Disposal Ordinance (Cap. 354)</p> <p>Waste Disposal (Chemical Waste) (General) Regulation</p> <p>Waste Disposal (Charges for Disposal of Construction Waste) Regulation</p>	Implemented

EIA Ref	EM&A Ref.	Environmental Protection Measures / Mitigation Measures	Location / Timing	Implementation Agent	Implementation Stage	Relevant Legislation and Guidelines	Implementation Status
		generated, recycled and disposed of (including the disposal sites).					
S.6.7.25		<p>Waste Reduction Measures:</p> <ul style="list-style-type: none"> ■ Segregation and storage of different types of waste in different containers, skips or stockpiles to enhance reuse or recycling of materials and their proper disposal. ■ Encourage collection of aluminium cans, plastic bottles and packaging material (e.g. carton boxes) and office paper by individual collectors. Separate labelled bins shall be provided to help segregate this waste from other general refuse generated by the work force. ■ Any unused chemicals or those with remaining functional capacity shall be recycled as far as practicable. ■ Reuse C&D materials when possible to reduce the amount of C&D material/waste. ■ Wood, steel and other metals shall be separated for reuse and / or recycling Prior to disposal of C&D waste to minimise the quantity of waste to be disposed of to landfill. ■ Minimise the potential for damage or contamination of construction material by having proper storage and site practices. ■ Plan and stock construction materials carefully to minimise the amount of waste generated. 	Project site / construction and demolition stages	Contractor	Construction Phase	<p>WBTC No. 32/1992</p> <p>WBTC No. 19/2005</p>	Implemented

EIA Ref	EM&A Ref.	Environmental Protection Measures / Mitigation Measures	Location / Timing	Implementation Agent	Implementation Stage	Relevant Legislation and Guidelines	Implementation Status
S.6.7.4		<i>Excavated Material</i> Rock and soil generated from excavation shall be reused for site formation and excavated material from foundation work reused for landscaping as far as practicable to avoid disposal off-site.	Project site / construction and demolition stages	Contractor	Construction Phase	WBTC No. 12/2000	Implemented
S.6.7.5 - S.6.7.7	S.5.3.5 - S.5.3.9	<p><i>Construction and Demolition Material</i></p> <ul style="list-style-type: none"> ■ Reuse of the public fill and C&D waste shall be practiced on site as far as practicable. ■ The handling of C&D materials is governed by WBTC No. 2/93. Inert C&D material (public fill) shall be directed to an approved public filling area or reclamation site, where it has the benefit of offsetting the need for removal of materials from borrow areas for reclamation purposes and helps to reduce the pressure on landfill sites. ■ Individuals or companies who deliver public fill to public filling areas require dumping licences. ■ Careful design, planning and good site management can minimise over-ordering and generation of waste materials such as concrete, mortar and cement grouts. The design of formwork shall maximise the use of standard wooden or metal panels so that high reuse levels can be achieved. Alternatives such as steel formwork, plastic fencing and reusable site office structures shall be considered to increase the potential for reuse and minimise C&D waste generation. ■ The contractor shall use as much as possible of the C&D material on-site. Proper segregation of waste types on site will increase the feasibility of certain components of the waste stream by recycling contractors. 	Project site / construction and demolition stages	ArchSD / Contractor	Construction Phase	<p>WBTC No. 2/93</p> <p>The Land (Miscellaneous Provision) Ordinance</p> <p>WBTC No. 19/2005</p>	Implemented

Contract No. AL G513
Expansion of Wo Hop Shek Crematorium
Monthly EM&A Report No.10



EIA Ref	EM&A Ref.	Environmental Protection Measures / Mitigation Measures	Location / Timing	Implementation Agent	Implementation Stage	Relevant Legislation and Guidelines	Implementation Status												
S.6.11.1 - S.6.11.5	S.5.3.1 0 - S.5.3.1 4	<div>Contaminated Material – Further Contamination Investigation</div> <div><div><div>■ After decommissioning but prior to demolition of the Existing Crematorium, the following further contamination investigations shall be carried out to confirm the quality and quantity of ash waste and building structures requiring treatment and disposal.</div><table><tr><th>Location</th><th>Investigation Parameter</th><th>Investigation Period</th><th>Responsible Party</th></tr><tr><td>Cremators / flue / chimney and surrounding areas</td><td>Asbestos (building structures)</td><td>After decommissioning but prior to demolition of the Existing Crematorium</td><td>The Contractor</td></tr><tr><td>Cremators / flue / chimney and surrounding areas</td><td>Dioxins, heavy metals, PAH (ash waste)</td><td></td><td></td></tr></table></div><div><div>■ Prior to any demolition work commencing, these areas suspected to contain asbestos containing material (ACM) shall be further inspected by aregistered asbestos consultant to determine the presence of any ACM. These areas shall be thoroughly investigated and the additional findings submitted as supplementary information to the Asbestos Investigation Report.</div><div>■ Samples shall be analysed for the presence and type of asbestos according to the Laboratory’s HOKLAS accredited testing procedures. If the findings of the investigation indicate ACM materials present on the premises an Asbestos Abatement Plan must be prepared prior to commencement of demolition works.</div></div></div>	Location	Investigation Parameter	Investigation Period	Responsible Party	Cremators / flue / chimney and surrounding areas	Asbestos (building structures)	After decommissioning but prior to demolition of the Existing Crematorium	The Contractor	Cremators / flue / chimney and surrounding areas	Dioxins, heavy metals, PAH (ash waste)			Cremators, Flues Chimneys and surrounding areas / After decommissioning but prior to demolition of the existing crematorium.	FEHD, ArchSD, Contractor	Construction Phase	ProPECC PN 2/97 ProPECC PN 3/94 APCO	NA
Location	Investigation Parameter	Investigation Period	Responsible Party																
Cremators / flue / chimney and surrounding areas	Asbestos (building structures)	After decommissioning but prior to demolition of the Existing Crematorium	The Contractor																
Cremators / flue / chimney and surrounding areas	Dioxins, heavy metals, PAH (ash waste)																		

EIA Ref	EM&A Ref.	Environmental Protection Measures / Mitigation Measures	Location / Timing	Implementation Agent	Implementation Stage	Relevant Legislation and Guidelines	Implementation Status
		<p>■ It is not currently possible to conduct inspection and sampling within the cremators, chimney and flues to assess the levels of contamination due to the operation of the crematorium. It is recommended that samples shall be collected from the potential areas of contamination for testing of dioxin, heavy metal and PAH after decommissioning and prior to the demolition of the Existing Crematorium.</p>					
S.6.9.6 - S.6.9.7	S.5.3.1 5 - S.5.3.1 7	<p>Asbestos Containing Material</p> <p>■ Asbestos wastes shall be handled in accordance with the Code of Practice on the Handling, Transportation and Disposal of Asbestos Waste issued by the Environment and Food Bureau.</p> <p>■ Production, collection and disposal of Asbestos waste will follow the 'trip-ticket' system. The registered asbestos contractor shall appoint a licensed asbestos waste collector to collect the packaged asbestos waste and deliver it to the designated landfill for disposal. Notification has to be given to EPD for its disposal. EPD will normally require ten working days notice of the intention to dispose of any quantity of asbestos waste. After processing the notification, EPD will issue specific instructions and directions for disposal of the waste. The waste producer or agent must strictly follow these directions.</p>	Cremator room in Existing Crematorium / before demolition and after decommission	Contractor	Construction Phase	COP on Handling, Transportation and Disposal of Asbestos Waste under the Waste Disposal (Chemical Waste) (General) Regulation.	NA
		<p>Dioxin Contaminated Materials (DCM) / Heavy Metal Contaminated Materials (HMCM) / Polyaromatic Hydrocarbon Contaminated Materials (PAHCM) from Demolition of the Existing Crematorium</p> <p>■ Proposed Contamination Classifications for Ash Waste with DCM / HMCM / PAHCM.</p>	Cremator room in Existing Crematorium / before demolition and after decommission	Contractor	Construction Phase	ProPECC PN 3/94 APCO	NA

EIA Ref	EM&A Ref.	Environmental Protection Measures / Mitigation Measures			Location / Timing	Implementation Agent	Implementation Stage	Relevant Legislation and Guidelines	Implementation Status														
		<table><tr><td>Classification of Contamination</td><td>Dioxin Level in ash waste</td><td>Heavy Metal Level / Polyaromatic Hydrocarbon in Ash Waste</td></tr><tr><td>Low Contaminated DCM/HMCM/PAHCM</td><td><1 ppb TEQ</td><td>< Dutch “B” List</td></tr><tr><td>Moderately/Severely Contaminated HMCM/PAHCM</td><td><1 ppb TEQ</td><td>> Dutch “B” List</td></tr><tr><td>Moderately Contaminated DCM</td><td>> 1 and < 10 ppb TEQ</td><td>Any Level</td></tr><tr><td>Severely contaminated DCM</td><td>>10 ppbTEQ</td><td>Any Level</td></tr></table>	Classification of Contamination	Dioxin Level in ash waste	Heavy Metal Level / Polyaromatic Hydrocarbon in Ash Waste	Low Contaminated DCM/HMCM/PAHCM	<1 ppb TEQ	< Dutch “B” List	Moderately/Severely Contaminated HMCM/PAHCM	<1 ppb TEQ	> Dutch “B” List	Moderately Contaminated DCM	> 1 and < 10 ppb TEQ	Any Level	Severely contaminated DCM	>10 ppbTEQ	Any Level						
Classification of Contamination	Dioxin Level in ash waste	Heavy Metal Level / Polyaromatic Hydrocarbon in Ash Waste																					
Low Contaminated DCM/HMCM/PAHCM	<1 ppb TEQ	< Dutch “B” List																					
Moderately/Severely Contaminated HMCM/PAHCM	<1 ppb TEQ	> Dutch “B” List																					
Moderately Contaminated DCM	> 1 and < 10 ppb TEQ	Any Level																					
Severely contaminated DCM	>10 ppbTEQ	Any Level																					
S.6.9.9	S.5.3.19	Demolition, Handling, Treatment and Disposal of Low Contaminated DCM / HMCM / PAHCM from Demolition of Existing Crematorium ■ Where the ash waste contains low contaminated DCM / HMCM / PAHCM, the contractor shall avoid ash waste becoming airborne during demolition. General dust suppression measures shall be followed. The ash waste can be directly disposed of at a landfill site.			Cremator room in Existing Crematorium / demolition	Contractor	Construction Phase	ProPECC PN 3/94 APCO	NA														
S.6.9.10 - S.6.9.14	S.5.3.20 - S.5.3.24	Demolition, Handling, Treatment and Disposal of Moderately / Severely Contaminated DCM and Moderately / Severely Contaminated HMCM / PAHCM from Demolition of the Existing Crematorium <i>Site preparation procedures:</i> ■ Except the cremators/flue/chimney, all removable contaminated items shall be removed as far as practicable to avoid obstructing the decontamination activities. ■ Preliminary site decontamination of all debris shall be carried out using High Efficiency Particulate Air (HEPA) vacuum cleaner. ■ A chamber with three layers of polythene sheets shall enclose the			Cremator room in Existing Crematorium / demolition	Contractor	Construction Phase	Waste Disposal (Chemical Waste) (General) Regulation ProPECC PN 3/94 APCO	NA														

EIA Ref	EM&A Ref.	Environmental Protection Measures / Mitigation Measures	Location / Timing	Implementation Agent	Implementation Stage	Relevant Legislation and Guidelines	Implementation Status
		<p>top portion of the chimney above the roof.</p> <ul style="list-style-type: none"> ■ A 3-chamber decontamination unit shall be constructed at the entrance to the cremators/flues/chimney for entry and exit from the work area. It shall comprise a dirty room, a shower room and a clean room of at least 1m x 1m base with 3 layers of fire retardant polythene sheet. ■ Workers shall carry out decontamination procedures before leaving the work area. ■ All workers shall wear full protective equipment, disposable protective overall, nitrile gloves, rubber boots, and full-face positive pressure respirator. ■ Warning signs in both Chinese and English shall be put up in conspicuous areas. <p><i>Site preparation procedures specific to severely contaminated DCM:</i></p> <ul style="list-style-type: none"> ■ The walls, floor and ceiling of the cremator room shall be lined with 3-layers of fire retardant polythene sheets. ■ Air movers shall be installed at the cremator room, and at the bottom of the chimney to exhaust air from the work area. A stand by air mover shall also be installed with each of the air movers. Sufficient air movement shall be maintained to give a minimum of 6 air changes per hour to the work area. ■ New pre-filters and HEPA filters shall be used on the air movers. ■ Before commencement of the decommissioning work a smoke test with non-toxic smoke shall be carried out to ensure the air tightness of the containment. <p><i>Demolition and handling procedures:</i></p> <ul style="list-style-type: none"> ■ The cremators/flue/chimney shall be removed from top down. ■ Scrubbing and HEPA vacuuming shall be used to remove any ash or residues attached to the cremators, flue, chimney and other building structures. ■ Wastes generated from the contaminant or decontamination unit including the workers protection clothing shall be disposed of at landfill site. ■ After completion of removal, all surfaces shall be decontaminated by HEPA vacuum. ■ If any contaminated wastewater needs to be discharged out of the 					

Contract No. AL G513
Expansion of Wo Hop Shek Crematorium
Monthly EM&A Report No.10



EIA Ref	EM&A Ref.	Environmental Protection Measures / Mitigation Measures	Location / Timing	Implementation Agent	Implementation Stage	Relevant Legislation and Guidelines	Implementation Status
		<p>site, it shall be properly treated to WPCO requirements with prior agreements with EPD on discharge standards.</p> <p><i>Demolition and handling procedures specific to severely contaminated DCM:</i></p> <ul style="list-style-type: none"> ■ The contaminated detached sections of the building structures shall be wrapped with 2 layers of fire retardant polythene sheets. A third layer shall be wrapped and secured with duct tape. Wet wiping shall be used to decontaminate the outer layer. ■ After completion of removal and decontamination, spray the innermost layer of the fire retardant polythene sheet with PVA. Upon drying, peel off and dispose of at landfill site. Repeat for the other 2 layers disposing the final layer as contaminated wastes. <p><i>Treatment and disposal procedures:</i></p> <ul style="list-style-type: none"> ■ Immobilise the ash waste by mixing with cement in the correct ratio as determined by pilot mixing and TCLP test. ■ Place material in polythene lined steel drums for disposal at landfill. The drums should clearly be marked with "DANGEROUS CHEMICAL WASTE" in English and Chinese. Prior agreement of the disposal criteria must be obtained from EPD and the landfill operator. ■ If the landfill disposal criteria cannot be met, disposal at the CWTC in Tsing Yi shall be considered. 					
S.6.9.1 - S.6.9.2	S.5.3.2 5 - S.5.3.7	<p>Chemical Waste</p> <ul style="list-style-type: none"> ■ Should any chemical waste be generated, the Contractor must register with the EPD as chemical waste producer. ■ All the chemical waste shall be handled according to the Code of Practice on the Packaging, Labelling and Storage of Chemical Wastes. The chemical waste shall be stored and collected by an approved contractor for disposal at a licensed facility in accordance with the Waste Disposal (Chemical Waste) (General) Regulation. ■ Principles of reuse and recycle chemical waste on site as far as practicable shall be adopted by the Contractor. 	Project site / demolition	Contractor	Construction Phase	<p>Code of Practice on the Packaging, Labelling and Storage of Chemical Wastes</p> <p>Waste Disposal (Chemical Waste) (General) Regulation.</p>	Implemented

EIA Ref	EM&A Ref.	Environmental Protection Measures / Mitigation Measures	Location / Timing	Implementation Agent	Implementation Stage	Relevant Legislation and Guidelines	Implementation Status
S.6.9.3	S.5.3.2 8	Containers used for the storage of chemical waste shall: <ul style="list-style-type: none"> ■ Be suitable for the substance they are holding, resistant to corrosion, maintained in good condition, and securely closed. ■ Have a capacity of less than 450 litres unless the specifications have been approved by the EPD. ■ Display a label in English and Chinese in accordance with instructions prescribed in Schedule 2 of the Waste Disposal (Chemical Waste) (General) Regulation. 					
S.6.9.4	S.5.3.2 9	The storage area for chemical waste shall: <ul style="list-style-type: none"> ■ Be clearly labelled and used solely for the storage of chemical waste. ■ Be enclosed on at least 3 sides. ■ Have an impermeable floor and bunding, of capacity to accommodate 110% of the volume of the largest container or 20% by volume of the chemical waste stored in that area, whichever is the greatest. ■ Have adequate ventilation. ■ Be covered to prevent rainfall entering (water collected within the bund must be tested and disposed as chemical waste if necessary). ■ Be properly arranged so that incompatible materials are adequately separated. 					
S.6.9.25	S.5.3.3 0	Disposal of chemical waste shall be: <ul style="list-style-type: none"> ■ Via a licensed waste collector. ■ A facility licensed to receive chemical waste, such as the Chemical Waste Treatment Facility at Tsing Yi, which offers a chemical waste collection service and can supply the necessary storage containers. or ■ A waste recycling plant approved by EPD. 					

EIA Ref	EM&A Ref.	Environmental Protection Measures / Mitigation Measures	Location / Timing	Implementation Agent	Implementation Stage	Relevant Legislation and Guidelines	Implementation Status
S.6.7.27 - S.6.7.28	S.5.3.3 1 - S.5.3.3 2	<p>General Refuse</p> <ul style="list-style-type: none"> General refuse shall be stored in enclosed bins or compaction units separate from C&D and chemical wastes. A reputable waste collector shall be employed by the contractor to remove general refuse from the site, separately from C&D and chemical wastes, on a daily or every second day basis to minimise odour, pest and litter impacts. Individual collectors often recover aluminium cans from the waste stream if they are segregated or easily accessible. Therefore, separately labelled bins for their deposit shall be provided if feasible. Similarly, plastic bottles and carton package material generated on site shall be separated for recycling as far as possible. Site office waste shall be reduced through recycling of paper if volumes are large enough to warrant collection. Participation in a local collection scheme shall be considered if one is available. 	Project site / construction and demolition stages	Contractor	Construction Phase		Implemented
Waste Management (EM&A)							
S.11.2.17	S.5.3.1 0	Supplementary site investigations shall be conducted for asbestos in building structures and for dioxins, heavy metals and PAH in ash/particular matter samples.	<p>Cremators / flue / chimney and surrounding area.</p> <p>After decommissioning but prior to demolition</p>	Contractor	Construction Phase	<p>ProPECC PN 2/97 and 3/94</p> <p>AIR, AMP/AAP to be submitted under APCO</p> <p>Future Supplementary Investigation Site Plan</p>	NA
Landscape and Visual (Construction Phase)							
S.7.9.2 MC 1	S.6.3.1	<p>Site offices and construction yards:</p> <ul style="list-style-type: none"> Site offices shall have olive green roof and façade coating or colour matches with existing environment. Site offices and the construction yard shall be decommissioned after construction. 	All site offices / Design and construction phases	ArchSD's Contractor	Construction Phase		Implemented
S.7.9.2 MC 2	S.6.3.1	<p>Height of site offices:</p> <ul style="list-style-type: none"> The height of site offices, including the rooftop shall not exceed 10m. Building services equipment such as antennas may exceed 10m and shall be coated in black. 	All site offices / Design and construction phases	ArchSD's Contractor	Construction Phase		Implemented

Contract No. AL G513
Expansion of Wo Hop Shek Crematorium
Monthly EM&A Report No.10



EIA Ref	EM&A Ref.	Environmental Protection Measures / Mitigation Measures	Location / Timing	Implementation Agent	Implementation Stage	Relevant Legislation and Guidelines	Implementation Status
S.7.9.2 MC 3	S.6.3.1	Hoarding and screening: ■ Where practical the site offices areas, construction yards and storage areas shall be screened using colour in harmony with the surrounding environment around the peripheries of the works area until the completion of relevant construction phases.	All site offices and construction yard areas / Design and construction phases	ArchSD's Contractor	Construction Phase		Implemented
S.7.9.2 MC 4	S.6.3.1	Construction plant and building material: ■ Shall be orderly and carefully stored in order to appear neat and avoid visibility from outside where practical. ■ Excess materials shall be removed from site as soon as practical. ■ All construction plants shall be removed from site upon completion of construction works.	Works site / Design and construction phases	ArchSD's Contractor	Construction Phase		Implemented
S.7.9.2 MC 5	S.6.3.1	Construction light: ■ To be oriented away from the viewing location of VSRs. ■ All lighting facing sensitive receiver shall have frosted diffusers and reflective covers.	All construction lights / Design and construction phases	ArchSD's Contractor	Construction Phase		Implemented
S.7.9.2 MC 6	S.6.3.1	Silting trap: ■ Silting traps shall be installed to minimise silting to streams.	Streams / Construction phase	Contractor	Construction Phase		NA
S.7.9.3 MT 1	S.6.3.1	Compensation for losses: ■ The tree compensation to tree loss ratio shall be at least 1:1 in term of quantity.	Within the Wo Hop Shek Crematorium	ArchSD's Contractor	Construction Phase	ETWB TCW No. 2/2004 ETWB TCW No. 3/2006	NA
S.7.9.3 MT 2	S.6.3.1	Where practical, trees that require removal shall be transplanted on Site.	Work site / Design and construction phases	ArchSD's Contractor	Construction Phase	ETWB TCW No. 2/2004 ETWB TCW No. 3/2006	Implemented

Contract No. AL G513
Expansion of Wo Hop Shek Crematorium
Monthly EM&A Report No.10



EIA Ref	EM&A Ref.	Environmental Protection Measures / Mitigation Measures	Location / Timing	Implementation Agent	Implementation Stage	Relevant Legislation and Guidelines	Implementation Status
S.7.9.3 MT 3	S.6.3.1	Amenity planting: <ul style="list-style-type: none"> Planting works shall be carried out under the supervision of a specialist landscape sub-contractor. The rooftop of the cremation plant room shall be planted with lawn. Open spaces shall be included Project. Screen planting such as planting a roll of trees along the site boundary butting Kiu Tau Road shall be carried out. New trees, shrubs and groundcover shall be carefully selected and designed to homogenize with the environment. 	As shown on mitigation measure plans / All phases	ArchSD's & FEHD's Contractor	Construction Phase	ETWB 2/2004	NA
S.7.9.3 MT 4	S.6.3.1	Woodland mix planting: <ul style="list-style-type: none"> Woodland mix, comprising of tree seedlings and shrubs, shall be planted within the Wo Hop Shek Cemetery to enhance the ecological value and compensatory of tree loss. 	Within the Wo Hop Shek Cemetery / All phases	ArchSD's Contractor	Construction Phase	ETWB TCW No. 2/2004 ETWB TCW No. 3/2006	NA
S.7.9.3 MT 5	S.6.3.1	Preservation: No tree shall be transplanted or felled without prior approval by relevant Government departments. <ul style="list-style-type: none"> All trees that are marked for retention shall be fenced off with a 1.2m high fence around the dripline of trees or larger area as far as feasible. Transplant preparation works shall be carried as soon as possible after commencement of construction. Over-pruning such as hard pruning of tree crown, pollarding or topping shall be avoided. Rootball and crown pruning shall be carried out over at least 3 months. Existing shrub and ground cover planting areas that will not be removed shall be maintained in good condition and enhanced where practical. 	Work site / All phases	ArchSD's Contractor	Construction Phase	ETWB TCW No. 2/2004 ETWB TCW No.	Implemented
S.7.9.4 MB 1	S.6.3.1	The 10m height headroom cremation plant room shall be half sunken to reduce the visual impact to pedestrians.	Cremation plant room / Design phase	ArchSD's Contractor	Construction Phase		NA
S.7.9.4 MB 2	S.6.3.1	The chimney shall be designed to have sculptural outlook and articulated.	Chimney / Design phase	ArchSD's Contractor	Construction Phase		NA
S.7.9.4 MB 3:	S.6.3.1	The chimney stacks shall be designed to locate at the least conspicuous location of the site to VSRs.	Chimney / Design phase	ArchSD's Contractor	Construction Phase		NA
Landscape and Visual (EM&A)							

Contract No. AL G513
Expansion of Wo Hop Shek Crematorium
Monthly EM&A Report No.10



EIA Ref	EM&A Ref.	Environmental Protection Measures / Mitigation Measures	Location / Timing	Implementation Agent	Implementation Stage	Relevant Legislation and Guidelines	Implementation Status
S.11.2.23 - S.11.2.24	S.6.2	Details of the inspection frequency and parameters will be outlined in the EM&A Manual.	Work site / Construction	Contractor	Construction Phase		NA
Water Quality (Construction Phase)							
S.8.7.1 - S.8.7.4	S.7.2.2	<p>Construction Runoff and Drainage</p> <ul style="list-style-type: none"> Wastewater shall be properly treated to meet the discharge standards set out in the relevant Water Pollution Control Ordinance (WPCO) discharge licence. No direct discharge of site runoff into the two streams shall be allowed. Provision of perimeter channels to intercept storm runoff from outside the Site. These shall be constructed in advance of site formation works and earthworks. Sand/silt removal facilities such as sand traps, silt traps and sediment basins should be provided to remove sand/silt particles from runoff to meet the requirements of the Technical Memorandum standard under the WPCO. Works shall be carefully programmed to minimise soil excavation works during rainy seasons. <p>Exposed soil surface shall be protected by paving as soon as possible to reduce the potential of soil erosion.</p> <ul style="list-style-type: none"> Temporary access roads shall be protected by crushed gravel and exposed slope surfaces shall be protected when rainstorms are likely to occur. Trench excavation shall be avoided in the wet season as far as practicable, and if necessary, these trenches shall be excavated and backfilled in short sections. Open stockpiles of construction materials on Site shall be covered with tarpaulin or similar fabric during rainstorms. Sand and silt in the wash water from the wheel from the wheel washing facility shall be settled out and removed before discharging into the storm drain. Oil receptor shall be provided in the drainage system and regularly emptied to prevent the release of oil and grease into the storm drainage system after accidental spillage. 	Work site / Construction	Contractor	Construction Phase	ProPECC PN 1-94 & WPCO	Implemented

EIA Ref	EM&A Ref.	Environmental Protection Measures / Mitigation Measures	Location / Timing	Implementation Agent	Implementation Stage	Relevant Legislation and Guidelines	Implementation Status
S.8.7.5	S.7.2.3	General Construction Activities <ul style="list-style-type: none"> Debris and rubbish generated on Site shall be collected, handled and disposed of properly to avoid them entering the two streams. All fuel tanks and storage areas shall be provided with locks and be sited on sealed areas, within bunds of a capacity equal to 110% of the storage capacity of the largest tank. Open storm water drains and culverts near the works area shall be covered to block the entrance of large debris and refuse. 	Work site / Construction phase	Contractor	Construction Phase	ProPECC PN 1-94 & WPCO	Implemented
S.8.7.6	S.7.2.4	Sewage from On-site Workforce: <ul style="list-style-type: none"> Portable chemical toilets shall handle the sewage from construction work force if the existing toilets in the Site are not adequate. Licensed contractors who shall be responsible for appropriate disposal and maintenance of these facilities shall provide appropriate and adequate portable toilets. Sheet piling shall be provided at suitable location around the basement excavation to reduce the effect of lowering the water table from any dewatering process. Any discharge of groundwater pumped out from any dewatering process of the construction works shall be treated to comply with the standards set in the relevant discharge licence prior discharge. No discharge of the groundwater shall be allowed into the two streams. 	Work site / Construction phase	Contractor	Construction Phase	WPCO	Implemented
Ecology (Construction Phase)							
S.9.8.3 -	S.8.3.1	Mitigation to minimise impacts on habitat and vegetation loss: <ul style="list-style-type: none"> Layout of the Project shall be carefully designed to avoid or minimise the area of habitat loss and the numbers of trees to be felled. All trees shall be preserved as far as possible, especially species of conservation concern. Recommendations to be provided in the Tree Survey Report to mitigate impacts on trees shall be followed. Disturbance of individuals of the shrub / tree Transplantation of the two shrub / tree species of conservation concern, namely <i>Aquilaria sinensis</i> and <i>Cibotium barometz</i>, shall be avoided. Where loss of these species would be unavoidable, it is recommended to transplant them to same habitats with similar conditions. Following transplantation, regular monitoring of these trees shall be conducted by a suitable qualified botanist / horticulturist over a 12- 	Work site particularly semi-natural woodland / Design and construction phases.	Arch SD / Contractor	Construction Phase	ETWB Technical Circular No. 3/2006	Implemented

EIA Ref	EM&A Ref.	Environmental Protection Measures / Mitigation Measures	Location / Timing	Implementation Agent	Implementation Stage	Relevant Legislation and Guidelines	Implementation Status
		<p>month period.</p> <ul style="list-style-type: none"> ■ Transplantation of any affected trees to grassland / scrubland within the Wo Hop Shek Cemetery. ■ Compensatory planting of the felled trees shall follow the Technical Circular No. 3/2006 issued by ETWB. 					
S.9.8.15 - S.9.8.16	S.8.3.1	<p>Mitigation to construction runoff through general good site practice:</p> <ul style="list-style-type: none"> ■ Temporary access to the work sites shall be carefully planned and located to minimise disturbance caused to the streams and nearby habitats. ■ Use of less or smaller construction plant may be specified to reduce disturbance to the streams and nearby habitats. ■ Temporary sewage system shall be designed and installed to collect wastewater and prevent it from entering the streams and nearby habitats. ■ The Site inside or in the proximity of the streams and nearby habitats shall be temporarily isolated, such as by placing of sandbags or silt curtains with lead edge at bottom and properly supported props, to prevent adverse impacts on these areas. ■ Natural bottom and existing flow in the streams shall be preserved as much as possible to avoid disturbance to the stream habitats. ■ Proper locations well away from the streams and nearby habitats for temporary storage of materials (e.g. equipment, filling materials, chemicals and fuel) and temporary stockpile of construction debris and spoil shall be identified before commencement of the works. ■ Stockpiling of construction materials, if necessary, shall be properly covered and located away from the streams and nearby habitats. ■ Construction debris and spoil shall be covered up and/or properly disposed of as soon as possible to avoid being washed into the streams and nearby habitats by rain. ■ Construction effluent, site runoff and sewage shall be properly collected and/or treated. 	Work site / Construction phase	Contractor	Construction Phase	ETWB Technical Circular (Works) No. 5/2005.	Implemented

EIA Ref	EM&A Ref.	Environmental Protection Measures / Mitigation Measures	Location / Timing	Implementation Agent	Implementation Stage	Relevant Legislation and Guidelines	Implementation Status
		<ul style="list-style-type: none"> ■ Proper locations for discharge outlets of wastewater treatment facilities well away from the streams and nearby habitats shall be identified. ■ Vehicles and other plant shall be carefully maintained and properly used to minimise the chance for accidental spillage. ■ Any spillages that do occur shall be quickly identified and appropriately cleaned up before they can contaminate streams or groundwater. ■ Temporary geo-textile silt fences around earth moving works shall be erected to trap any sediments being washed away and prevent them from entering surrounding areas. ■ Silt traps shall be installed at points where drainage from the Site enters temporary sewage system. ■ Exposed soil or other loose materials shall be covered with tarpaulins to prevent erosion, and then seeded and covered with a biodegradable geo- textile blanket for erosion control purposes. 					
S.9.8.18		<p>Mitigation to protect the groundwater:</p> <ul style="list-style-type: none"> ■ Basement formation or any construction activities likely to pump out a large quantity of groundwater shall be protected with sheet-piling at suitable locations around the basement footprint, or by any like method. ■ No groundwater shall be pumped back to the two stream courses to protect the natural integrity of the stream habitat and the associated organism. 	Work site / Construction phase	Contractor	Construction Phase		NA
S.9.8.20	S.8.3.1	<p>Mitigation for noise and other disturbance on ecological integrity:</p> <ul style="list-style-type: none"> ■ Use of sturdy 1.8 metres protective fencing shall be located at the edge of the tree canopy but not around the trunk. ■ Works beneath the tree canopy shall be avoided: If encroachment under the canopy area is unavoidable, adequate protections shall be provided to ensure no damage of any part of the tree would occur due to the encroachment. ■ An approved Landscape Contractor shall implement any tree transplanting and planting works. Quality control of the work shall be undertaken by a qualified Landscape Architect through site inspections and approval of works. 	Work site / Construction phase	Contractor	Construction Phase		Implemented

Contract No. AL G513
Expansion of Wo Hop Shek Crematorium
Monthly EM&A Report No.10



EIA Ref	EM&A Ref.	Environmental Protection Measures / Mitigation Measures	Location / Timing	Implementation Agent	Implementation Stage	Relevant Legislation and Guidelines	Implementation Status
		<ul style="list-style-type: none"> Construction works shall be restricted to works area which are clearly defined. Woodland or other habitats that would be affected by the construction works shall be well-defined and minimised. Human inference to habitats beyond the site boundary and habitats proposed to be retained shall be avoided by providing temporary barricades. Works area shall be reinstated immediately after completion of the construction. Waste and other garbage generated during the construction of the proposed development shall be dumped properly. Uncontrolled fire shall be strictly prohibited. Appropriate fire control measures shall be provided in order to protect nearby habitats. 					
Ecology (EM&A)							
S.9.11 & S.11.2.29	S.8.2.1	Audit/Inspection: <ul style="list-style-type: none"> Regular site audit / inspection shall be conducted at least once a week to inspect the implementation of the recommended mitigation measures (details to be outlined in the EM&A Manual). 	Work site / Construction phase	Contractor	Construction Phase		Implemented
S.11.2.32 - S.11.2.33	S.8.2.2 - S.8.2.4	Monitoring on Transplantation: <ul style="list-style-type: none"> Trees requiring transplantation or protection shall be identified based on the information illustrated in the Tree Survey Report. Regular monitoring after transplantation of <i>Aquilaria sinensis</i> and <i>Cibotium barometz</i> individuals shall be conducted to check on the health and conditions of the plants. Monitoring shall cover the 12-month period following transplantation. The monitoring shall be conducted by a suitably qualified botanist / horticulturist at least twice a month for the first four months after transplantation, and once a month for the remaining eight months. 	Work site / Construction phase	Contractor	Construction Phase		Implemented

APPENDIX D: IMPACT MONITORING SCHEDULE OF THE REPORTING MONTH

Impact Monitoring Schedule for Expansion of Wo Hop Shek Crematorium

Dec-20						
Sun	Mon	Tue	Wed	Thur	Fri	Sat
		1	2	3	4	5
		Air monitoring for A10, A20 for 1-hr TSP and 24-hr TSP Monitoring Time: 0900-1630	Weekly ET site inspection and audit			
6	7	8	9	10	11	12
	Air monitoring for A10, A20 for 1-hr TSP and 24-hr TSP Monitoring Time: 0900-1630		Weekly ET site inspection and audit			Air monitoring for A10, A20 for 1-hr TSP and 24-hr TSP Monitoring Time: 0900-1630
13	14	15	16	17	18	19
			Weekly ET site inspection and audit		Air monitoring for A10, A20 for 1-hr TSP and 24-hr TSP Monitoring Time: 0900-1630	
20	21	22	23	24	25	26
			Weekly ET site inspection and audit Air monitoring for A10, A20 for 1-hr TSP and 24-hr TSP Monitoring Time: 0900-1630			
27	28	29	30	31		
		Air monitoring for A10, A20 for 1-hr TSP and 24-hr TSP Monitoring Time: 0900-1630	Weekly ET site inspection and audit			

***Remarks: 1. This impact monitoring schedule is subject to change due to adverse weather conditions or other rationales.**
2. Advance notification of the changes will be given to all relevant parties at least 48 hours prior to implementation.

APPENDIX E: EVENT / ACTION PLAN FOR DUST EXCEEDANCE

Event	Action			
	ET	IEC	AR	Contractor
Action Level				
1. Exceedance for one sample	<ol style="list-style-type: none"> 1. Identify source, investigate the causes of complaint and propose remedial measures; 2. Inform IEC and AR; 3. Repeat measurement to confirm finding; 4. Increase monitoring frequency to daily. 	<ol style="list-style-type: none"> 1. Check monitoring data submitted by ET; 2. Check Contractor's working method. 	<ol style="list-style-type: none"> 1. Notify Contractor. 	<ol style="list-style-type: none"> 1. Rectify any unacceptable practice; 2. Amend working methods if appropriate.
2. Exceedance for two or more consecutive samples	<ol style="list-style-type: none"> 1. Identify source; 2. Inform IEC and AR; 3. Advise the AR on the effectiveness of the proposed remedial measures; 4. Repeat measurements to confirm findings; 5. Increase monitoring frequency to daily; 6. Discuss with IEC and Contractor on remedial actions required; 7. If exceedance continues, arrange meeting with IEC and AR; 	<ol style="list-style-type: none"> 1. Check monitoring data submitted by ET; 2. Check Contractor's working method; 3. Discuss with ET and Contractor on possible remedial measures; 4. Advise the ET on the effectiveness of the proposed remedial measures; 5. Supervise Implementation of remedial measures. 	<ol style="list-style-type: none"> 1. Confirm receipt of notification of exceedance in writing; 2. Notify Contractor; 3. Ensure remedial measures properly implemented. 	<ol style="list-style-type: none"> 1. Submit proposals for remedial to AR within three working days of notification; 2. Implement the agreed proposals; 3. Amend proposal if appropriate.

Event	Action			
	ET	IEC	AR	Contractor
	8. If exceedance stops, cease additional monitoring.			
Limit Level				
1. Exceedance for one sample	<ol style="list-style-type: none"> 1. Identify source, investigate the causes of exceedance and propose remedial measures; 2. Inform IEC, AR, Contractor and EPD; 3. Repeat measurement to confirm finding; 4. Increase monitoring frequency to daily; 5. Assess effectiveness of Contractor's remedial actions and keep IEC, EPD and AR informed of the results. 	<ol style="list-style-type: none"> 1. Check monitoring data submitted by ET; 2. Check Contractor's working method; 3. Discuss with ET and Contractor on possible remedial measures; 4. Advise the AR on the effectiveness of the proposed remedial measures; 5. Supervise implementation of remedial measures. 	<ol style="list-style-type: none"> 1. Confirm receipt of notification of exceedance in writing; 2. Notify Contractor; 3. Ensure remedial measures properly implemented. 	<ol style="list-style-type: none"> 1. Take immediate action to avoid further exceedance; 2. Submit proposals for remedial actions to IEC within three working days of notification; 3. Implement the agreed proposals; 4. Amend proposal if appropriate.
2. Exceedance for two or more consecutive samples	<ol style="list-style-type: none"> 1. Notify IEC, AR, Contractor and EPD; 2. Identify source; 3. Repeat measurement to confirm findings; 4. Increase monitoring frequency to daily; 5. Carry out analysis of Contractor's working 	<ol style="list-style-type: none"> 1. Discuss amongst AR, ET, and Contractor on the potential remedial actions; 2. Review Contractor's remedial actions whenever necessary to assure their effectiveness and advise the AR accordingly; 	<ol style="list-style-type: none"> 1. Confirm receipt of notification of exceedance in writing; 2. Notify Contractor; 3. In consultation with the IEC, agree with the Contractor on the remedial measures to be implemented; 	<ol style="list-style-type: none"> 1. Take immediate action to avoid further exceedance; 2. Submit proposals for remedial actions to IEC within three working days of notification; 3. Implement the agreed proposals;

Event	Action			
	ET	IEC	AR	Contractor
	<p>procedures to determine possible mitigation to be implemented;</p> <p>6. Arrange meeting with IEC and AR to discuss the remedial actions to be taken;</p> <p>7. Assess effectiveness of Contractor's remedial actions and keep IEC, EPD and AR informed of the results;</p> <p>8. If exceedance stops, cease additional monitoring.</p>	<p>3. Supervise the implementation of remedial measures.</p>	<p>4. Ensure remedial measures properly implemented;</p> <p>5. If exceedance continues, consider what portion of the work is responsible and instruct the Contractor to stop that portion of work until the exceedance is abated.</p>	<p>4. Resubmit proposals if problem still not under control;</p> <p>5. Stop the relevant portion of works as determined by the AR until the exceedance is abated.</p>

APPENDIX F: DUST MONITORING EQUIPMENT CALIBRATION CERTIFICATE

InnoTech Instrumentation Co. Ltd.

創新科儀有限公司

HIVOL SAMPLER CALIBRATION DATA SHEET (TSP)

Site Information

Location:	Fung Kai Liu Yun Sum Memorial School	Site ID:	A10	Date:	30-Nov-2020
Serial No:	1049	Model:	TE-5170X	Operator:	Tim Yip

Ambient Condition

Corrected Pressure (mm Hg):	766.9	Temperature (deg K):	292.2
-----------------------------	-------	----------------------	-------

Calibration Orifice

Model:	TE-5025	Slope:	1.29575
Serial No.:	3465	Intercept:	-0.01116
Calibration Due Date:	23-Sep-21	Corr. Coeff:	0.99995

Calibration Data

Plate or Test #	In, H ₂ O (in)	Q _a , X-Axis (m ³ /min)	I, CFM (chart)	IC, Y-Axis (corrected)
1	0.93	0.764	35.3	35.77
2	1.55	0.983	38.8	39.36
3	2.21	1.172	41.5	42.09
4	3.04	1.374	44.8	45.43
5	3.63	1.500	46.3	46.97

Sampler Calibration Relationship (Q_a on x-axis, IC on y-axis)

m =	15.3163	b =	24.1774	Corr. Coeff =	0.9994
Sampler set point (SSP)	42	CFM			

Calculations

$$Q_{std} = 1/m[\sqrt{H_2O(P_a/P_{std})(T_{std}/T_a)} - b]$$

$$IC = I[\sqrt{P_a/P_{std}}(T_{std}/T_a)]$$

Q_{std} = standard flow rate
IC = corrected chart response
I = actual chart response

m = calibrator Q_{std} slope

b = calibrator Q_{std} intercept

T_a = actual temperature during calibration (deg K)

P_a = actual pressure during calibration (mm Hg)

T_{std} = 298 deg K

P_{std} = 760 mm Hg

For subsequent calculation of sampler flow:

$$(1.21 \cdot m + b) / [\sqrt{298/T_a} (P_{av}/760)]$$

m = sampler slope

b = sampler intercept

I = chart response

T_{av} = average temperature

P_{av} = average pressure

Checked by:



Date:

30-Nov-2020

InnoTech Instrumentation Co. Ltd.

創新科儀有限公司

HIVOL SAMPLER CALIBRATION DATA SHEET (TSP)

Site Information

Location:	Fung Kai Liu Yun Sum Memorial School	Site ID:	A10	Date:	18-Dec-2020
Serial No:	1049	Model:	TE-5170X	Operator:	Tim Yip

Ambient Condition

Corrected Pressure (mm Hg):	766.2	Temperature (deg K):	289.4
-----------------------------	-------	----------------------	-------

Calibration Orifice

Model:	TE-5025	Slope:	1.29575
Serial No.:	3465	Intercept:	-0.01116
Calibration Due Date:	23-Sep-21	Corr. Coeff:	0.99995

Calibration Data

Plate or Test #	In, H ₂ O (in)	Q _a , X-Axis (m ³ /min)	I, CFM (chart)	IC, Y-Axis (corrected)
1	0.98	0.787	34.0	34.64
2	1.60	1.003	37.7	38.40
3	2.26	1.191	40.4	41.15
4	3.09	1.391	43.7	44.49
5	3.68	1.517	45.2	46.04

Sampler Calibration Relationship (Q_a on x-axis, IC on y-axis)

m =	15.6922	b =	22.4638	Corr. Coeff =	0.9991
Sampler set point (SSP)	41	CFM			

Calculations

$$Q_{std} = 1/m[\sqrt{(H_2O(P_a/P_{std})(T_{std}/T_a))}] - b]$$

$$IC = I[\sqrt{(P_a/P_{std})(T_{std}/T_a)}]$$

Q_{std} = standard flow rate
IC = corrected chart response
I = actual chart response

m = calibrator Q_{std} slope
b = calibrator Q_{std} intercept

T_a = actual temperature during calibration (deg K)
P_a = actual pressure during calibration (mm Hg)
T_{std} = 298 deg K

P_{std} = 760 mm Hg

For subsequent calculation of sampler flow:
(1.21*m+b)/[sqrt(298/T_a)(P_a/760)]

m = sampler slope
b = sampler intercept
I = chart response
T_a = average temperature
P_a = average pressure

Checked by:



Date:

18-Dec-2020

InnoTech Instrumentation Co. Ltd.

創新科儀有限公司

HIVOL SAMPLER CALIBRATION DATA SHEET (TSP)

Site Information

Location: Fanling Government School	Site ID: A20	Date: 30-Nov-2020
Serial No: 1050	Model: TE-5170X	Operator: Tim Yip

Ambient Condition

Corrected Pressure (mm Hg):	766.9	Temperature (deg K):	292.2
-----------------------------	-------	----------------------	-------

Calibration Orifice

Model:	TE-5025	Slope:	1.29575
Serial No.:	3465	Intercept:	-0.01116
Calibration Due Date:	23-Sep-21	Corr. Coeff:	0.99995

Calibration Data

Plate or Test #	In, H ₂ O (in)	Q _a , X-Axis (m ³ /min)	I, CFM (chart)	IC, Y-Axis (corrected)
1	1.08	0.822	31.9	32.41
2	2.14	1.153	34.9	35.41
3	3.10	1.387	37.2	37.70
4	3.64	1.502	38.5	39.08
5	4.17	1.607	39.3	39.87

Sampler Calibration Relationship (Q_a on x-axis, IC on y-axis)

m =	9.6436	b =	24.4098	Corr. Coeff =	0.9992
Sampler set point (SSP)	36	CFM			

Calculations

$$Q_{std} = 1/m[\sqrt{(H_2O(P_a/P_{std})(T_{std}/T_a))}] - b]$$

$$IC = I[\sqrt{(P_a/P_{std})(T_{std}/T_a)}]$$

Q_{std} = standard flow rate
IC = corrected chart response
I = actual chart response

m = calibrator Q_{std} slope
b = calibrator Q_{std} intercept

T_a = actual temperature during calibration (deg K)

P_a = actual pressure during calibration (mm Hg)

T_{std} = 298 deg K

P_{std} = 760 mm Hg

For subsequent calculation of sampler flow:

$$(1.21 \cdot m + b) / [\sqrt{(298/T_a)(P_{av}/760)}]$$

m = sampler slope
b = sampler intercept
I = chart response
T_{av} = average temperature
P_{av} = average pressure

Checked by:



Date:

30-Nov-2020

InnoTech Instrumentation Co. Ltd.

創新科儀有限公司

HIVOL SAMPLER CALIBRATION DATA SHEET (TSP)

Site Information

Location: Fanling Government School	Site ID: A20	Date: 18-Dec-2020
Serial No: 1050	Model: TE-5170X	Operator: Tim Yip

Ambient Condition

Corrected Pressure (mm Hg):	766.2	Temperature (deg K):	289.4
-----------------------------	-------	----------------------	-------

Calibration Orifice

Model:	TE-5025	Slope:	1.29575
Serial No.:	3465	Intercept:	-0.01116
Calibration Due Date:	23-Sep-21	Corr. Coeff:	0.99995

Calibration Data

Plate or Test #	In, H ₂ O (in)	Q _a , X-Axis (m ³ /min)	I, CFM (chart)	IC, Y-Axis (corrected)
1	1.09	0.830	34.5	35.16
2	2.16	1.164	37.7	38.41
3	3.13	1.400	40.1	40.90
4	3.68	1.516	41.6	42.39
5	4.21	1.622	42.4	43.25

Sampler Calibration Relationship (Q_a on x-axis, IC on y-axis)

m =	10.3634	b =	26.4790	Corr. Coeff =	0.9992
Sampler set point (SSP)	38	CFM			

Calculations

$$Q_{std} = 1/m[\sqrt{(H_2O(P_a/P_{std})(T_{std}/T_a))}] - b]$$

$$IC = I[\sqrt{(P_a/P_{std})(T_{std}/T_a)}]$$

Q_{std} = standard flow rate
IC = corrected chart response
I = actual chart response

m = calibrator Q_{std} slope
b = calibrator Q_{std} intercept

T_a = actual temperature during calibration (deg K)

P_a = actual pressure during calibration (mm Hg)


T_{std} = 298 deg K

P_{std} = 760 mm Hg

For subsequent calculation of sampler flow:

$$(1.21 \cdot m + b) / [\sqrt{(298/T_a)}(P_{av}/760)]$$

m = sampler slope
b = sampler intercept
I = chart response
T_{av} = average temperature
P_{av} = average pressure

Checked by: 

Date: 18-Dec-2020



RECALIBRATION DUE DATE: September 23, 2021

Certificate of Calibration

Calibration Certification Information			
Cal. Date: September 23, 2020	Rootsmer S/N: 438320	Ta: 295 °K	
Operator: Jim Tisch		Pa: 751.1 mm Hg	
Calibration Model #: TE-5025A	Calibrator S/N: 3465		

Run	Vol. Init (m3)	Vol. Final (m3)	ΔVol. (m3)	ΔTime (min)	ΔP (mm Hg)	ΔH (in H2O)
1	1	2	1	1.4350	3.3	2.00
2	3	4	1	1.0200	6.4	4.00
3	5	6	1	0.9050	8.0	5.00
4	7	8	1	0.8650	8.8	5.50
5	9	10	1	0.7140	12.8	8.00

Data Tabulation					
Vstd (m3)	Qstd (x-axis)	$\sqrt{\Delta H \left(\frac{Pa}{Pstd} \right) \left(\frac{Tstd}{Ta} \right)}$ (y-axis)	Va	Qa (x-axis)	$\sqrt{\Delta H \left(\frac{Ta}{Pa} \right)}$ (y-axis)
0.9939	0.6926	1.4130	0.9956	0.6938	0.8863
0.9898	0.9704	1.9983	0.9915	0.9720	1.2534
0.9877	1.0914	2.2342	0.9893	1.0932	1.4014
0.9866	1.1406	2.3432	0.9883	1.1425	1.4698
0.9813	1.3744	2.8260	0.9830	1.3767	1.7726
QSTD	m=	2.06928	QA	m=	1.29575
	b=	-0.01779		b=	-0.01116
	r=	0.99995		r=	0.99995

Calculations	
$Vstd = \Delta Vol / ((Pa - \Delta P) / Pstd) (Tstd / Ta)$	$Va = \Delta Vol / ((Pa - \Delta P) / Pa)$
$Qstd = Vstd / \Delta Time$	$Qa = Va / \Delta Time$
For subsequent flow rate calculations:	
$Qstd = 1/m \left(\sqrt{\Delta H \left(\frac{Pa}{Pstd} \right) \left(\frac{Tstd}{Ta} \right)} - b \right)$	$Qa = 1/m \left(\sqrt{\Delta H \left(\frac{Ta}{Pa} \right)} - b \right)$

Standard Conditions	
Tstd:	298.15 °K
Pstd:	760 mm Hg
Key	
ΔH:	calibrator manometer reading (in H2O)
ΔP:	rootsmer manometer reading (mm Hg)
Ta:	actual absolute temperature (°K)
Pa:	actual barometric pressure (mm Hg)
b:	intercept
m:	slope

RECALIBRATION
US EPA recommends annual recalibration per 1998 40 Code of Federal Regulations Part 50 to 51, Appendix B to Part 50, Reference Method for the Determination of Suspended Particulate Matter in the Atmosphere, 9.2.17, page 30

Tisch Environmental, Inc.
145 South Miami Avenue
village of Cleves, OH 45002

www.tisch-env.com
TOLL FREE: (877)263-7610
FAX: (513)467-9009



Website: www.acuityhk.com
Unit C, 11/F, Ford Glory Plaza,
Nos. 57-59 Wing Hong Street,
Cheung Sha Wan, Kowloon.
Tel.: (852) 2698 6635
Fax: (852) 2698 9585

Sibata LD-5R K-Factor Verification Test by Total Suspended Particulates HVS Test Report

Verification Test Date: 28-Jun-20 to 5-Jul-20
Next Verification Test Date: 5-Jul-21
Unit-under-Test- Model No. Sibata LD-5R
Unit-under-Test Serial No. 761173
Our Report Reference No. RPT-20-HVS-002-R1

Standard Equipment Information

Verification Equipment Type	Tisch's TSP HVS	Tisch HVS Calibrator
Standard Equipment Model No.	TE-5170X	TE-5028
Equipment serial no.	MFC 3702	1050
Last Calibration Date	15-Jun-20	10-Oct-20
Next Calibration Date	14-Sep-20	11-Oct-21

Verification Test No.	Date	Time			K-Factor K-Factor (K=C/R)	Counts/ Minute (R)	Total Counts (TC)	TSP Sample ID No.	Dust Concentration (ug/m3), (C)
		Start-time	End-time	Elapsed Time (in min)					
1	28/6/2020	1128.37	1131.37	180.00	0.00143	14.73	2652	R200550/1	21
2	28/6/2020	1152.37	1155.37	180.00	0.00175	8.55	1539	R200550/3	15
3	28/6/2020	1176.38	1179.38	180.00	0.00136	11.02	1983	R200550/2	15
4	5/7/2020	1200.39	1203.39	180.00	0.00171	12.85	2313	R200592/1	22
5	5/7/2020	1224.40	1227.40	180.00	0.00205	7.82	1407	R200592/2	16
6	5/7/2020	1248.41	1251.41	180.00	0.00208	7.22	1299	R200592/3	15
					0.00173				

K-Factor to be inputted in LD-5R (corrected 1 decimal point): 1.7

By Linear Regression of y on x:

slope, mh= 0.9050

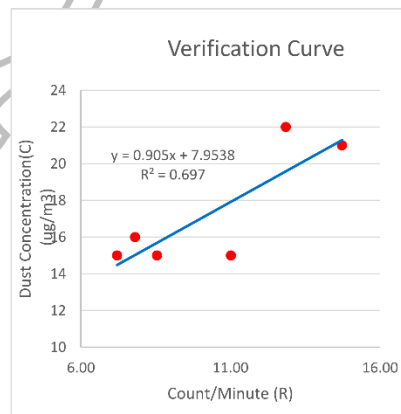
intercept, ch= 7.9538

*Correlation Coefficient, R= 0.8348

Verification Test Result: Strong Correlation, Results were accepted.

* If the Correlation Coefficient, R is <0.5. Checking and Re-verification are required.

Verified By:  Date: 05-07-2020
Technical Manager





Website: www.acuityhk.com

Unit C, 11/F, Ford Glory Plaza,
Nos. 37-39 Wing Hong Street,
Chung Shui Wan, Kowloon.

Tel.: (852) 2698 6855
Fax: (852) 2698 9565

Sibata LD-5R K-Factor Verification Test by Total Suspended Particulates HVS Test Report

Verification Test Date: 28-Jun-20 to 5-Jul-20
Next Verification Test Date: 5-Jul-21
Unit-under-Test- Model No. Sibata LD-5R
Unit-under-Test Serial No. 761174
Our Report Reference No. RPT-20-HVS-001-R1

Standard Equipment Information

Verification Equipment Type	Tisch's TSP HVS	Tish HVS Calibrator
Standard Equipment Model No.	TE-5170X	TE-5028
Equipment serial no.	MFC 3702	1050
Last Calibration Date	15-Jun-20	10-Oct-20
Next Calibration Date	14-Sep-20	11-Oct-21

Verification Test No.	Date	Time			K-Factor K-Factor (K=C/R)	Counts/ Minute (R)	Total Counts (TC)	TSP Sample ID No.	Dust Concentration (ug/m3), (C)
		Start-time	End-time	Elapsed Time (in min)					
1	28/6/2020	1128.37	1131.37	180.00	0.00108	19.37	3486	R200550/1	21
2	28/6/2020	1152.37	1155.37	180.00	0.00123	12.20	2196	R200550/3	15
3	28/6/2020	1176.38	1179.38	180.00	0.00111	13.52	2433	R200550/2	15
4	5/7/2020	1200.39	1203.39	180.00	0.00103	21.28	3831	R200592/1	22
5	5/7/2020	1224.40	1227.40	180.00	0.00095	16.87	3036	R200592/2	16
6	5/7/2020	1248.41	1251.41	180.00	0.00090	16.63	2994	R200592/3	15
					0.00105				

K-Factor to be inputted in LD-5R (corrected 1 decimal point): 1.1

By Linear Regression of y on x:


slope, mh= 0.8379

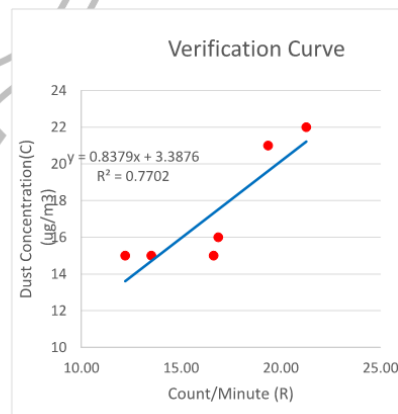
intercept, ch= 3.3876

*Correlation Coefficient, R= 0.8776

Verification Test Result: Strong Correlation. Results were accepted.

* If the Correlation Coefficient, R is <0.5. Checking and Re-verification are required.

Verified By:  Date: 05-07-2020
Technical Manager



APPENDIX G: THE CERTIFICATION OF LABORATORY CERTIFICATE



Hong Kong Accreditation Service
香港認可處

Certificate of Accreditation
認可證書

This is to certify that
特此證明

ALS TECHNICHEM (HK) PTY LIMITED

11/F., Chung Shun Knitting Centre, 1-3 Wing Yip Street, Kwai Chung, New Territories, Hong Kong
香港新界葵涌永業街1-3號忠信針織中心11樓

has been accepted by the HKAS Executive, on the recommendation of the Accreditation Advisory Board, as a
為香港認可處執行機關根據認可諮詢委員會建議而接受的

HOKLAS Accredited Laboratory
「香港實驗所認可計劃」認可實驗所

This laboratory meets the requirements of ISO / IEC 17025 : 2005 – General requirements for the competence
此實驗所符合ISO / IEC 17025 : 2005 – 《測試及校正實驗所能力的通用規定》所訂的要求，
of testing and calibration laboratories and it has been accredited for performing specific tests or calibrations as
獲認可進行載於香港實驗所認可計劃《認可實驗所名冊》內下述測試類別中的指定
listed in the HOKLAS Directory of Accredited Laboratories within the test category of
測試或校正工作

Environmental Testing
環境測試

This laboratory is accredited in accordance with the recognised international Standard ISO / IEC 17025 : 2005.
本實驗所乃根據公認的國際標準 ISO / IEC 17025 : 2005 獲得認可。
This accreditation demonstrates technical competence for a defined scope and the operation of a laboratory
這項認可資格演示在指定範疇所需的技術能力及實驗所質量管理體系的運作
quality management system (see joint IAF-ILAC-ISO Communiqué).
(見國際認可論壇、國際實驗所認可合作組織及國際標準化組織的聯合公報)。

The common seal of the Hong Kong Accreditation Service is affixed hereto by the authority of the HKAS Executive
香港認可處根據認可處執行機關的權限在此書上通用印章



CHAN Sing Sing, Terence, Executive Administrator
執行幹事 陳成城
Issue Date : 5 May 2009
簽發日期：二零零九年五月五日

Registration Number : **HOKLAS 066**
註冊號碼：

Date of First Registration : 15 September 1995
首次註冊日期：一九九五年九月十五日



This certificate is issued subject to the terms and conditions laid down by HKAS
本證書按照香港認可處訂立的條款及條件發出

L 000552



Hong Kong Accreditation Service
香港認可處

Certificate of Accreditation
認可證書

This is to certify that
特此證明

ACUMEN LABORATORY AND TESTING LIMITED

浩科檢測中心有限公司

Lot 12, Tam Kon Shan Road, North Tsing Yi, New Territories, Hong Kong

香港新界青衣北担杆山路12路段

has been accepted by the HKAS Executive, on the recommendation of the Accreditation Advisory Board, as a
在認可諮詢委員會的建議下獲香港認可處執行機關接受為

HOKLAS Accredited Laboratory

「香港實驗所認可計劃」認可實驗所

This laboratory meets the requirements of ISO/IEC 17025:2005 and it has been accredited for performing specific tests or
calibrations as listed in the scope of accreditation within the test category of


Environmental Testing

此實驗所符合ISO/IEC 17025:2005所訂的要求
並獲認可進行載於認可範圍內下述測試類別中的指定測試或校正工作

環境測試

This accreditation to ISO/IEC 17025:2005 demonstrates technical competence for a defined scope and
the operation of a laboratory quality management system (see joint IAF-ILAC-ISO Communiqué).
此項 ISO/IEC 17025:2005 的認可資格證明此實驗所具備指定範圍內所須的技術能力並
實施一套實驗所質量管理體系(見國際認可論壇、國際實驗所認可合作組織及國際標準化組織的聯合公報)。

The common seal of the Hong Kong Accreditation Service is affixed hereto by the authority of the HKAS Executive
現經香港認可處執行機關授權在此蓋上香港認可處的印章



WONG Wang-wah, Executive Administrator

執行幹事 黃宏華

Issue Date: 16 July 2014

簽發日期: 二零一四年七月十六日

Registration Number: HOKLAS 241

註冊號碼:



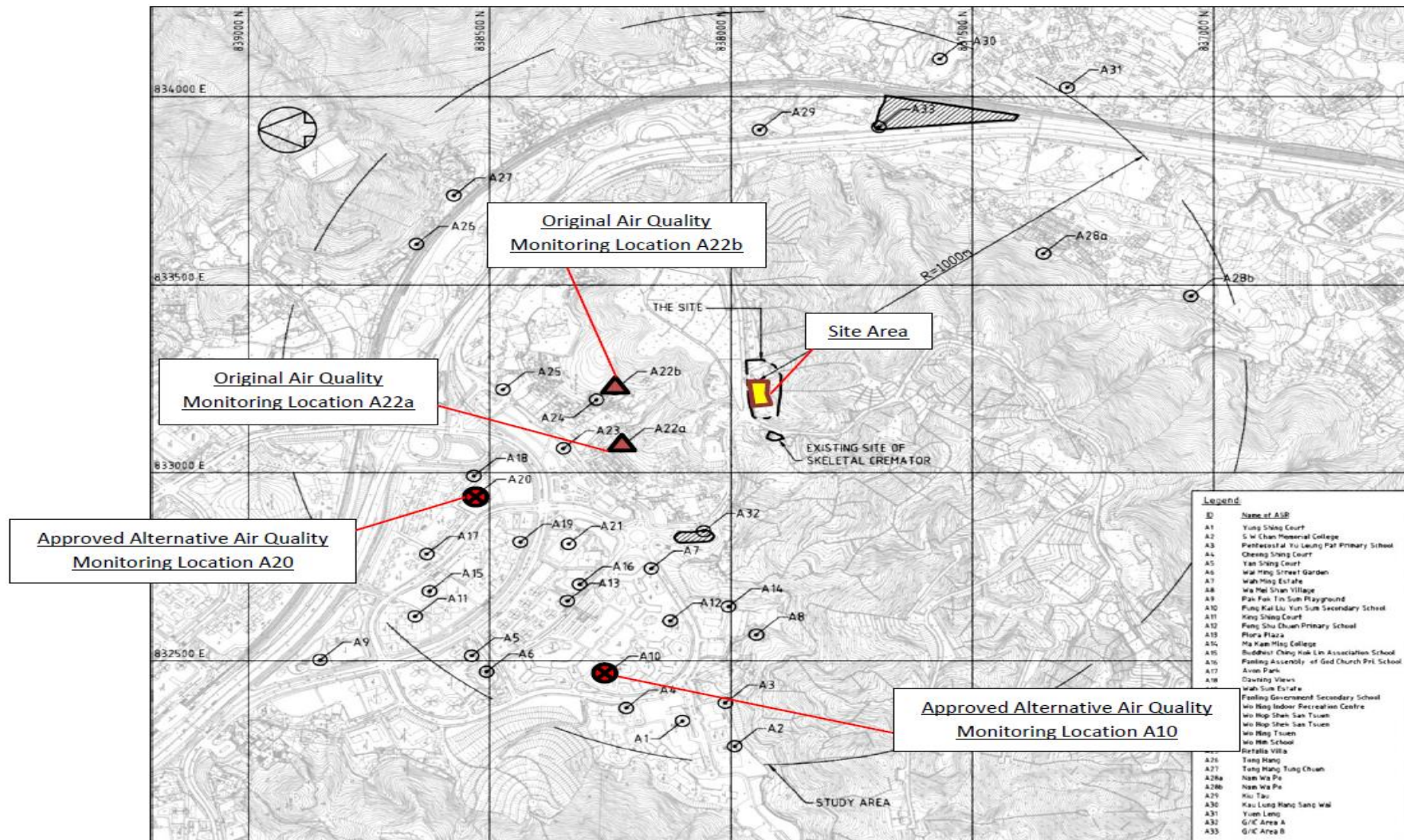
Date of First Registration: 16 July 2014

首次註冊日期: 二零一四年七月十六日

This certificate is issued subject to the terms and conditions laid down by HKAS
本證書按香港認可處訂立的條款及條件發出

L 001195

APPENDIX H: LOCATION PLAN OF AIR QUALITY MONITORING STATION



APPENDIX I: AIR QUALITY MONITORING DATA

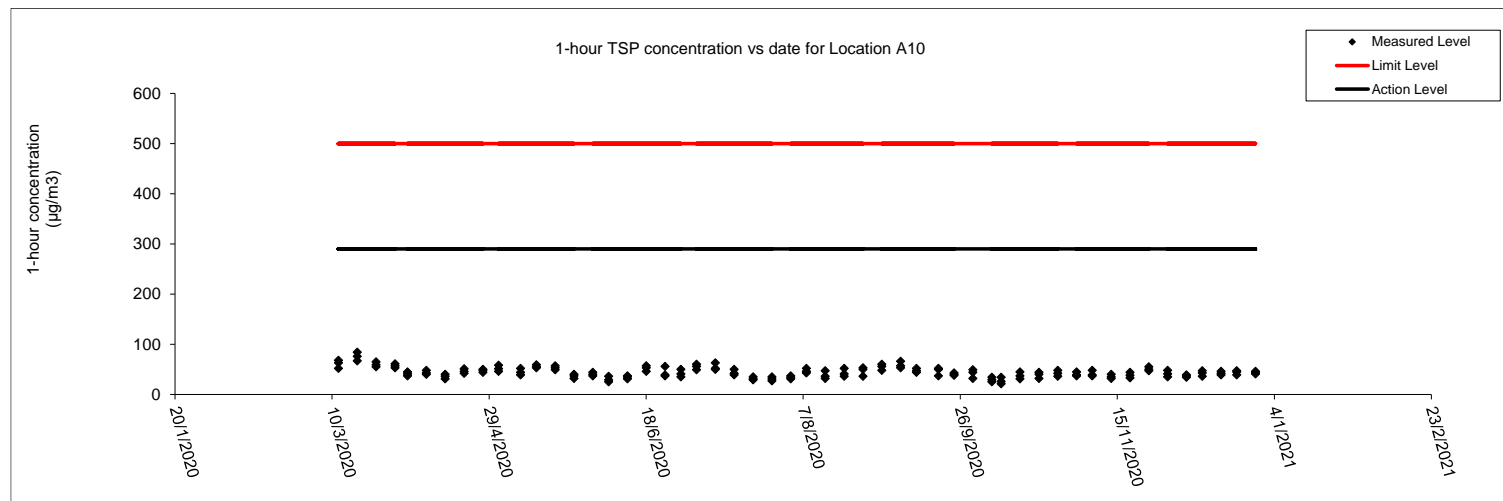
The Summary of 1-hour TSP Concentration ($\mu\text{g}/\text{m}^3$) at A10

Date	Weather	Sampling Time (1)	Sampling Time (2)	Sampling Time (3)	Reading (1) $\mu\text{g}/\text{m}^3$	Reading (2) $\mu\text{g}/\text{m}^3$	Reading (3) $\mu\text{g}/\text{m}^3$	Average $\mu\text{g}/\text{m}^3$
1/12/2020	Sunny	13:39	14:39	15:39	41	35	48	41
7/12/2020	Sunny	11:03	12:03	13:03	34	37	39	37
12/12/2020	Sunny	10:29	11:29	12:29	36	47	43	42
18/12/2020	Sunny	11:23	12:23	13:23	46	39	42	42
23/12/2020	Cloudy	11:11	12:11	13:11	39	47	45	44
29/12/2020	Sunny	10:46	11:46	12:46	41	44	46	44

Average 1-hour TSP: 42

Max.: 34

Min.: 48



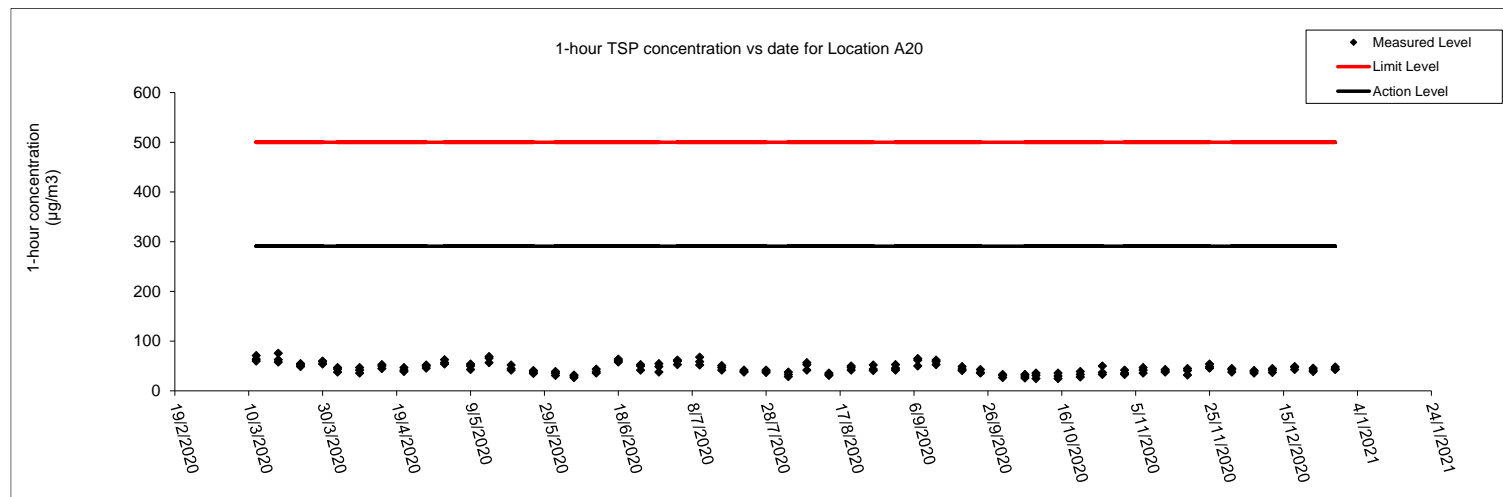
The Summary of 1-hour TSP Concentration ($\mu\text{g}/\text{m}^3$) at A20

Date	Weather	Sampling Time (1)	Sampling Time (2)	Sampling Time (3)	Reading (1) $\mu\text{g}/\text{m}^3$	Reading (2) $\mu\text{g}/\text{m}^3$	Reading (3) $\mu\text{g}/\text{m}^3$	Average $\mu\text{g}/\text{m}^3$
1/12/2020	Sunny	13:13	14:13	15:13	45	38	43	42
7/12/2020	Sunny	10:41	11:41	12:41	39	41	36	39
12/12/2020	Sunny	11:15	12:15	13:15	42	45	37	41
18/12/2020	Sunny	10:47	11:47	12:47	48	49	43	47
23/12/2020	Cloudy	11:26	12:26	13:26	46	39	42	42
29/12/2020	Sunny	10:22	11:22	12:22	48	43	44	45

Average 1-hour TSP: 43

Max.: 49

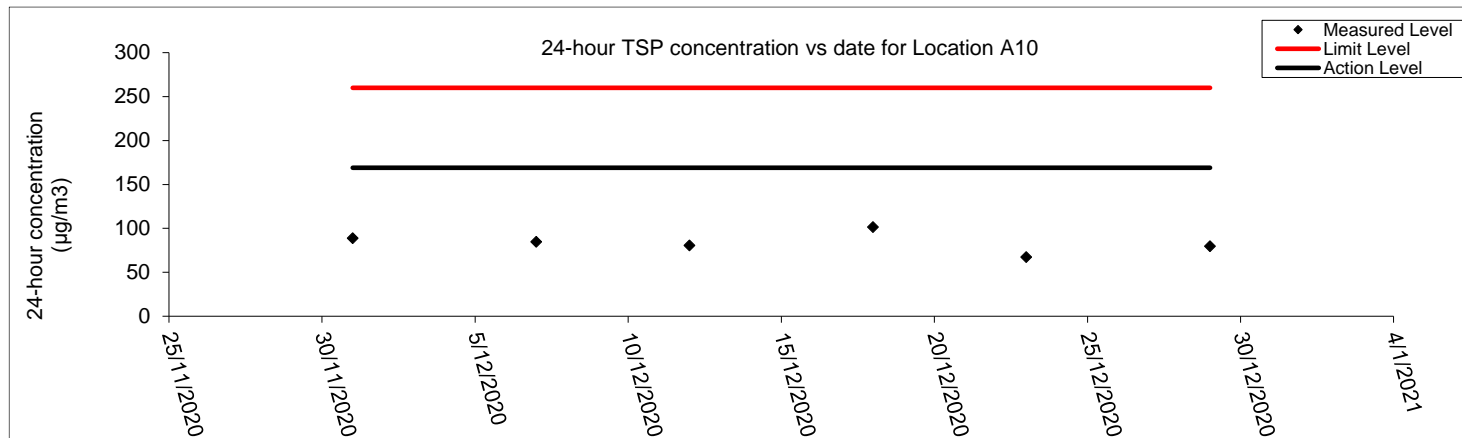
Min.: 36



Date of Calibration:	30-Nov-20	Slope =	15.3163
Calibration due date:	13-Dec-20	Intercept =	24.1774
Date of Calibration:	18-Dec-20	Slope =	15.6922
Calibration due date:	31-Dec-20	Intercept =	22.4638

Start Date	Weather Condition	Elapse Time			Chart Reading			Avg Air Temp	Avg Atmospheric Pressure	Flow Rate	Standard Air Volume	Filter Weight (g)		Particulate weight	Conc.
		Initial	Final	Actual (min)	Min	Max	Avg	(°C)	(mm Hg)	(m³/min)	(m³)	Initial	Final	(g)	(µg/m³)
01/12/2020	Sunny	6715.2	6739.2	1440.0	39	40	39.5	19.7	766.7	1.05	1507	2.7157	2.8499	0.1342	89
07/12/2020	Sunny	6739.2	6763.2	1440.0	40	40	40.0	20.7	765.3	1.07	1541	2.7821	2.9128	0.1307	85
12/12/2020	Sunny	6763.2	6787.2	1440.0	39	39	39.0	20.9	761.5	0.99	1426	2.7632	2.8782	0.1150	81
18/12/2020	Sunny	6787.4	6811.4	1440.0	39	40	39.5	16.4	766.2	1.06	1526	2.7172	2.8720	0.1548	101
23/12/2020	Cloudy	6811.4	6835.4	1440.0	40	40	40.0	18.4	762.7	1.07	1543	2.7616	2.8655	0.1039	67
29/12/2020	Sunny	6835.4	6859.4	1440.0	39	40	39.5	21.0	761.1	1.02	1471	2.7385	2.8560	0.1175	80

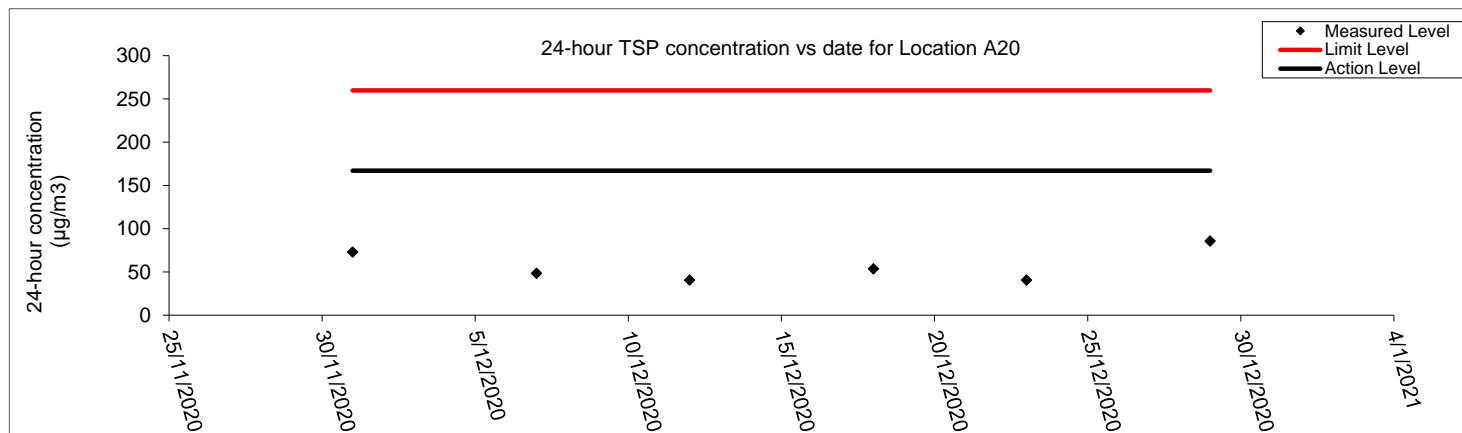
Min: 67
Max: 101
Avg: 84



Date of Calibration:	30-Nov-20	Slope =	9.6436
Calibration due date:	13-Dec-20	Intercept =	24.4098
Date of Calibration:	18-Dec-20	Slope =	10.3634
Calibration due date:	31-Dec-20	Intercept =	26.4790

Start Date	Weather Condition	Elapse Time			Chart Reading			Avg Air Temp	Avg Atmospheric Pressure	Flow Rate	Standard Air Volume	Filter Weight (g)		Particulate weight	Conc.
		Initial	Final	Actual (min)	Min	Max	Avg	(°C)	(mm Hg)	(m³/min)	(m³)	Initial	Final	(g)	(µg/m³)
01/12/2020	Sunny	6840.1	6864.1	1440.0	38	39	38.5	19.7	766.7	1.53	2207	2.7339	2.8949	0.1610	73
07/12/2020	Sunny	6864.1	6888.1	1440.0	39	39	39.0	20.7	765.3	1.57	2262	2.7635	2.8724	0.1089	48
12/12/2020	Sunny	6888.1	6912.1	1440.0	38	39	38.5	20.9	761.5	1.50	2155	2.7856	2.8725	0.0869	40
18/12/2020	Sunny	6912.3	6936.3	1440.0	39	40	39.5	16.4	766.2	1.66	2389	2.7698	2.8975	0.1277	53
23/12/2020	Cloudy	6936.3	6960.3	1440.0	40	40	40.0	18.4	762.7	1.68	2416	2.7452	2.8430	0.0978	40
29/12/2020	Sunny	6960.3	6984.3	1440.0	39	39	39.0	21.0	761.1	1.55	2227	2.7362	2.9268	0.1906	86

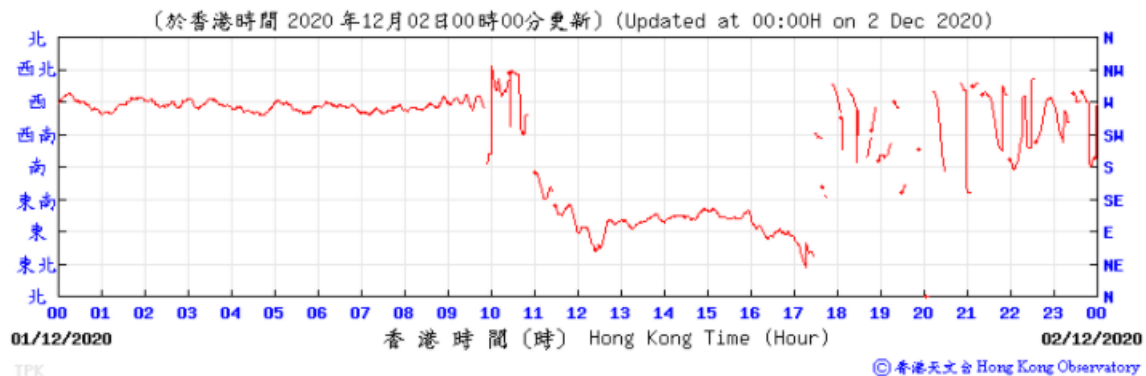
Min: 40
Max: 86
Avg: 57



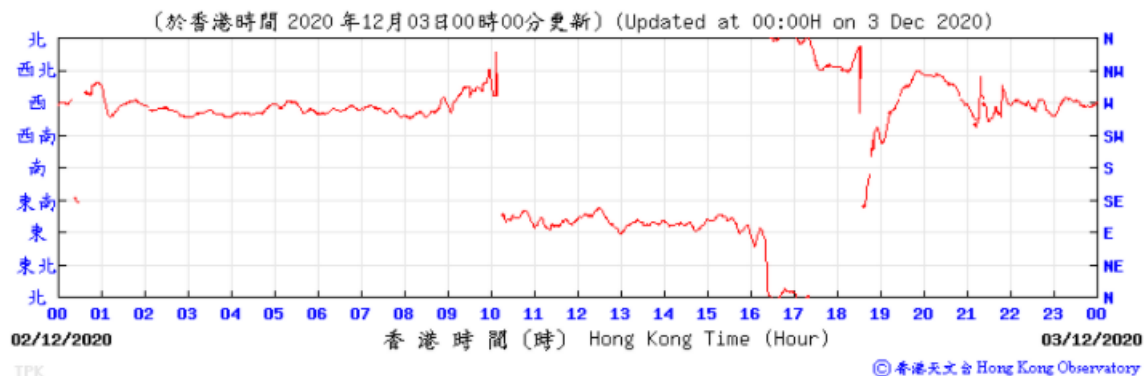
Wind direction data for 01, 07, 12, 18, 23 and 29 December 2020

A. 01/12/2020:

Wind Direction:

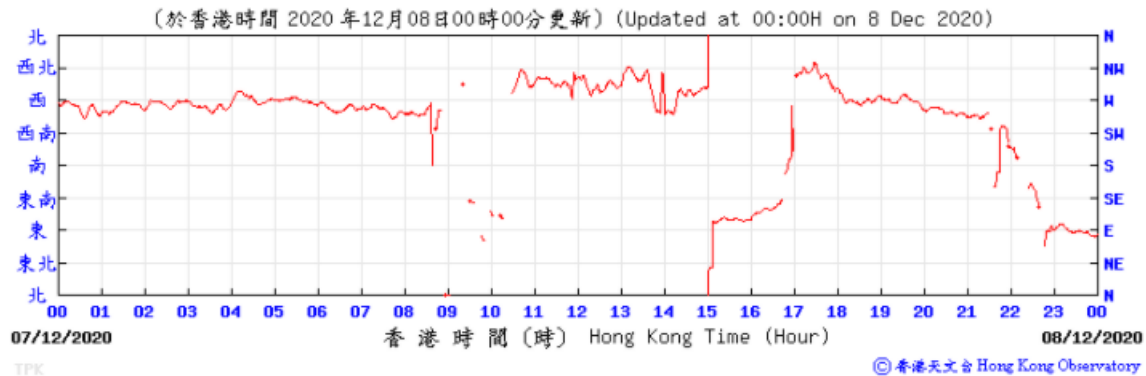


Wind Direction:

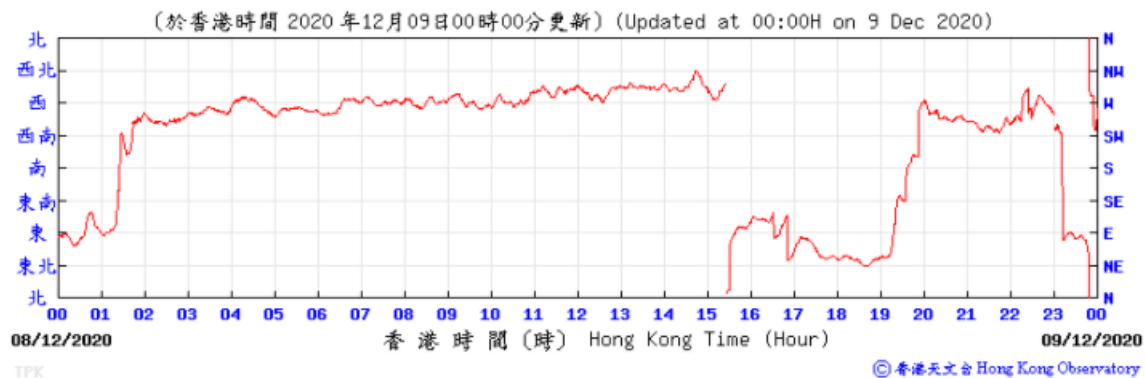


B. 07/12/2020:

Wind Direction:

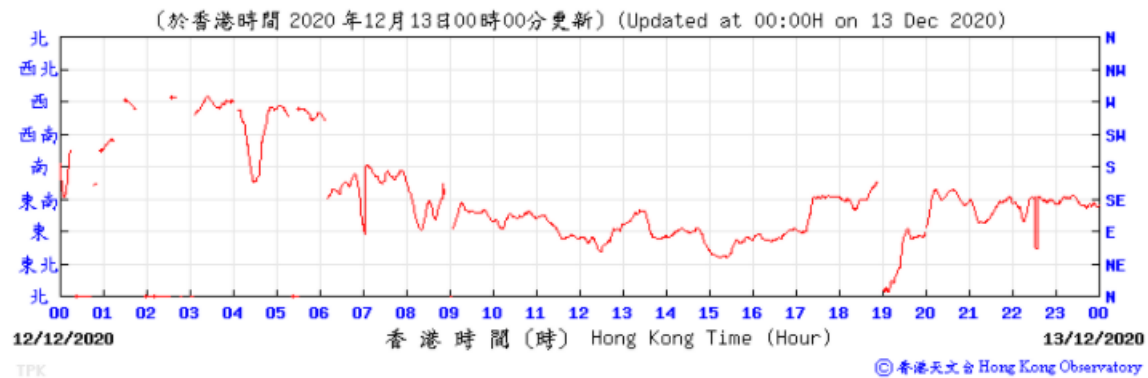


Wind Direction:

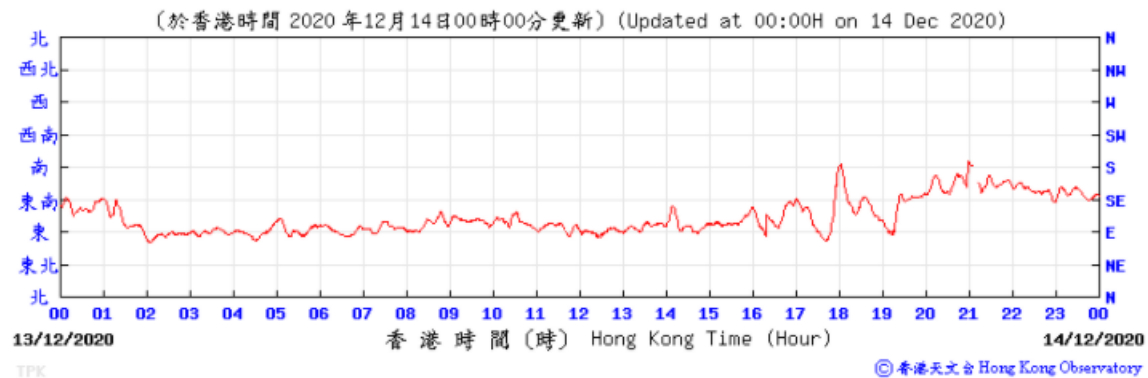


C. 12/12/2020:

Wind Direction:

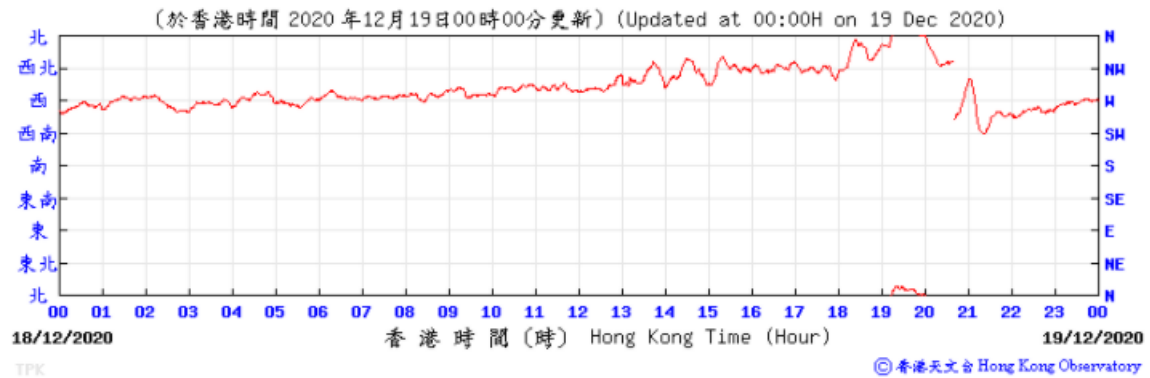


Wind Direction:

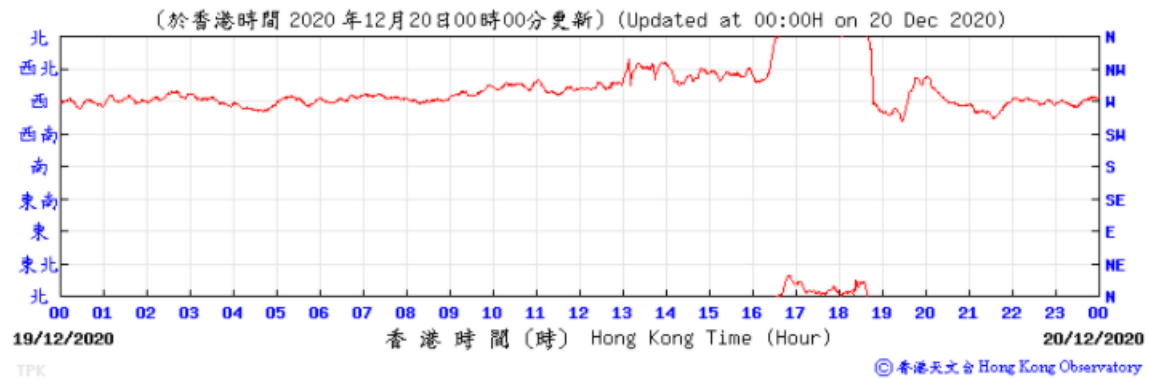


D. 18/12/2020:

Wind Direction:

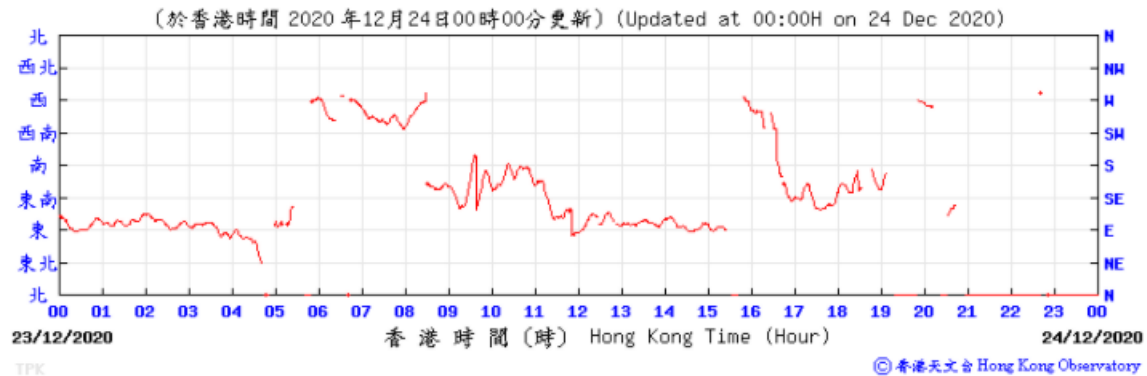


Wind Direction:

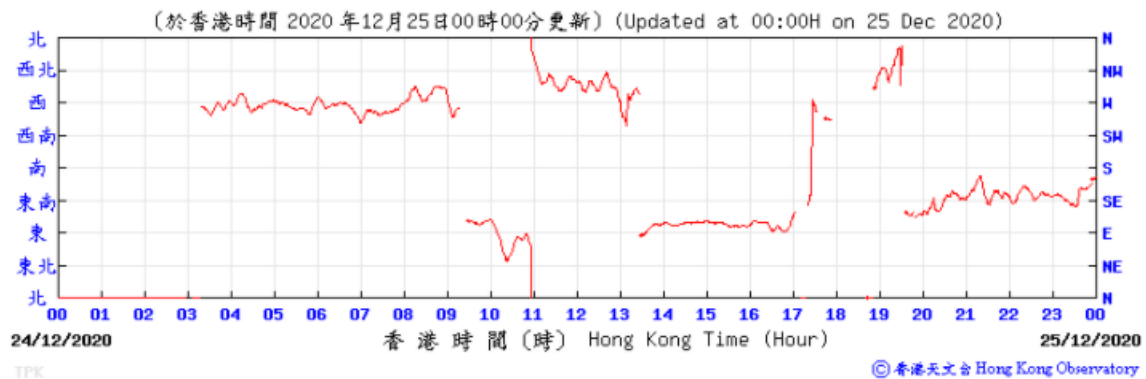


E. 23/12/2020

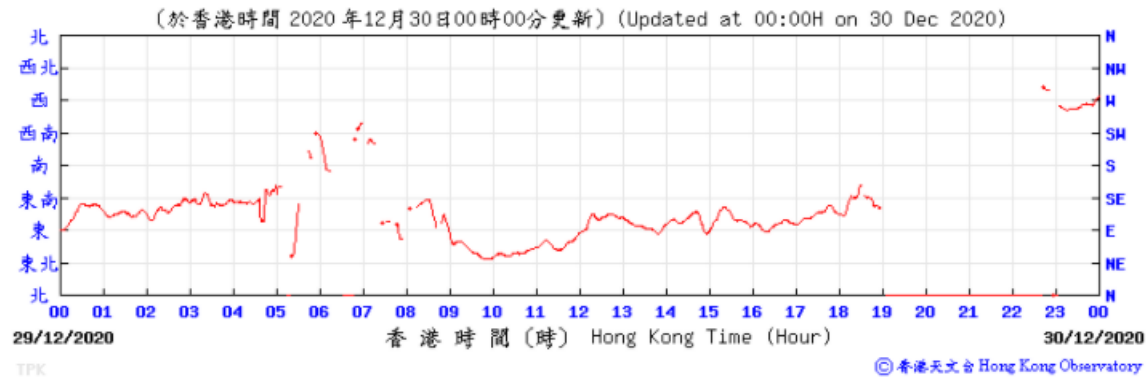
Wind Direction:



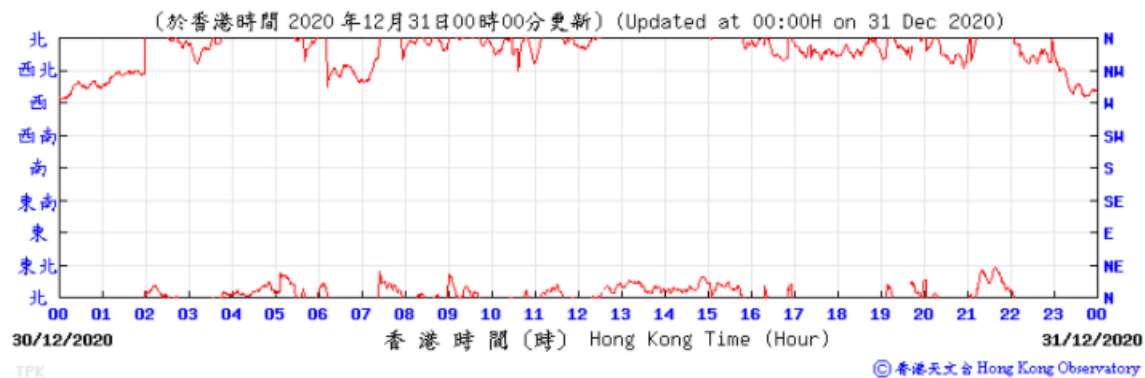
Wind Direction:



Wind Direction:



Wind Direction:

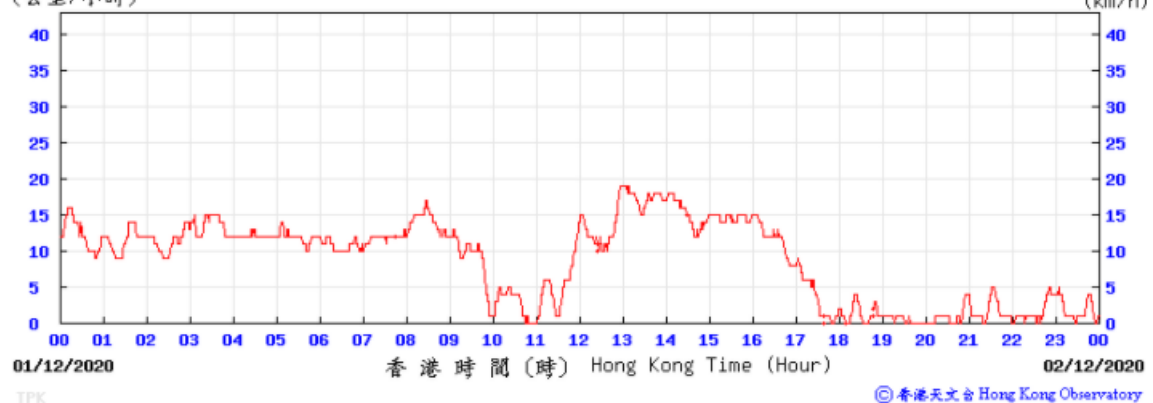


Wind speed data for 01, 07, 12, 18, 23 and 29 December 2020

A. 01/12/2020:

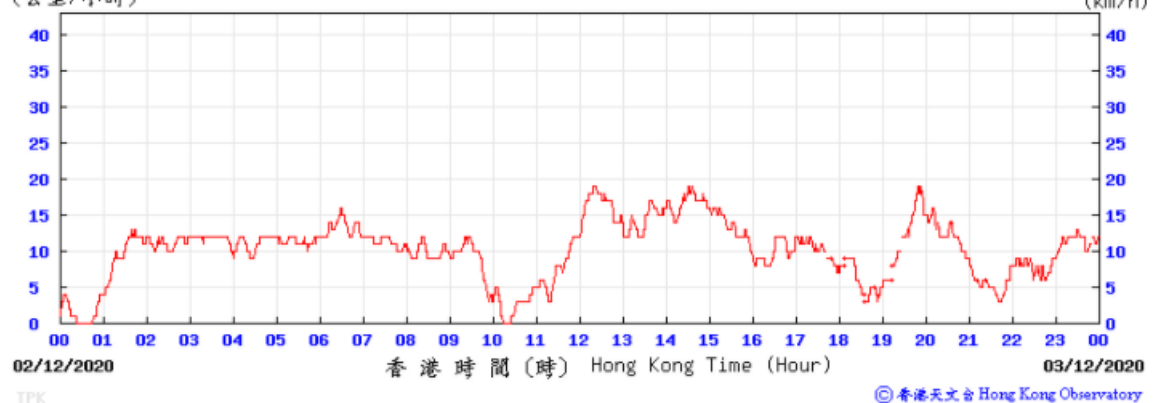
Wind Speed:

(公里/小時) (於香港時間 2020 年12月 2日 0時 0分更新) (Updated at 00:00H on 2 Dec 2020)



Wind Speed:

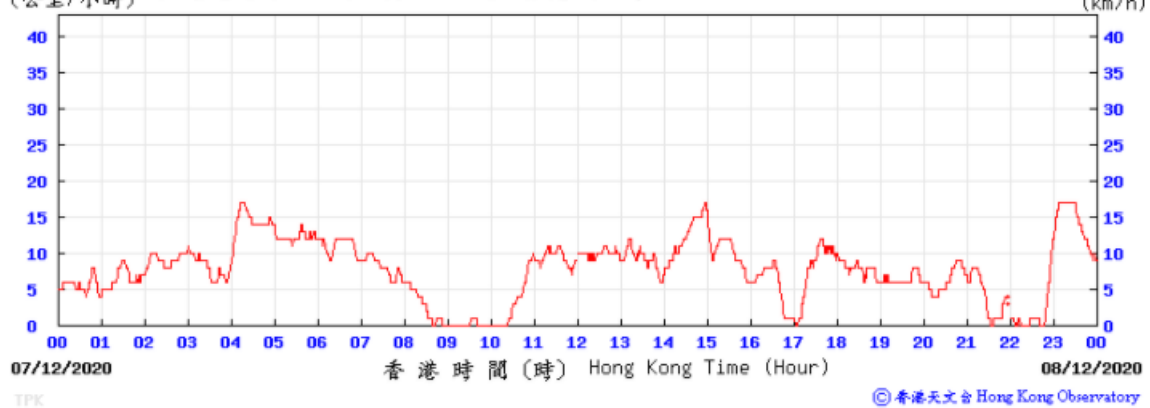
(公里/小時) (於香港時間 2020 年12月 3日 0時 0分更新) (Updated at 00:00H on 3 Dec 2020)



B. 07/12/2020:

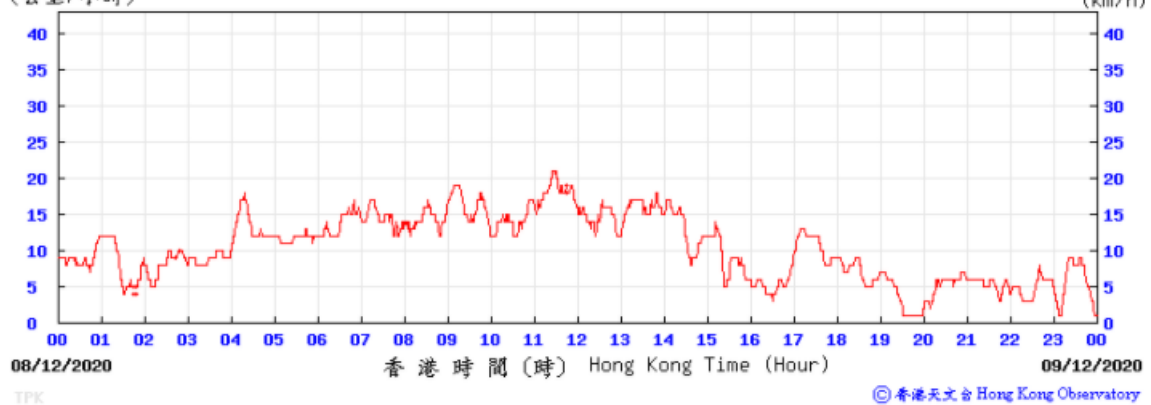
Wind Speed:

(公里/小時) (於香港時間 2020 年12月 8日 0時 0分更新) (Updated at 00:00H on 8 Dec 2020)



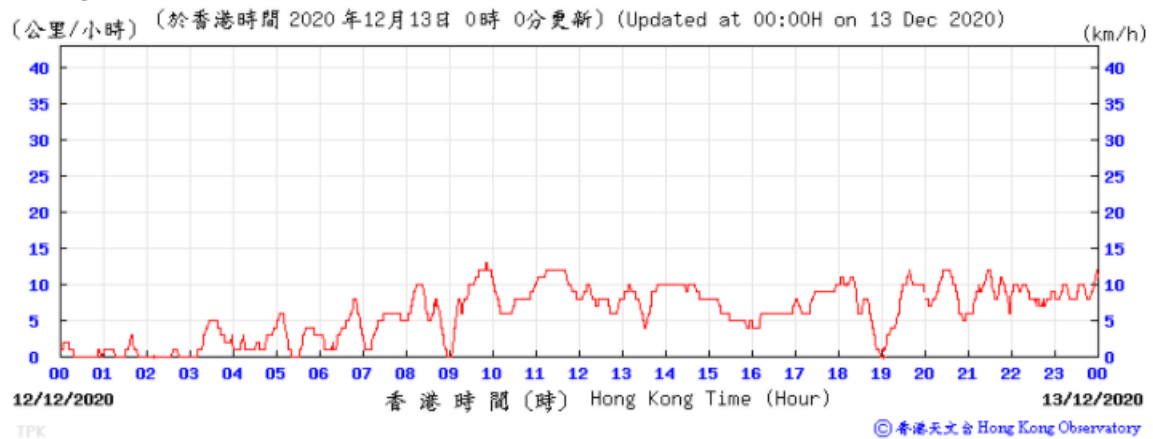
Wind Speed:

(公里/小時) (於香港時間 2020 年12月 9日 0時 0分更新) (Updated at 00:00H on 9 Dec 2020)

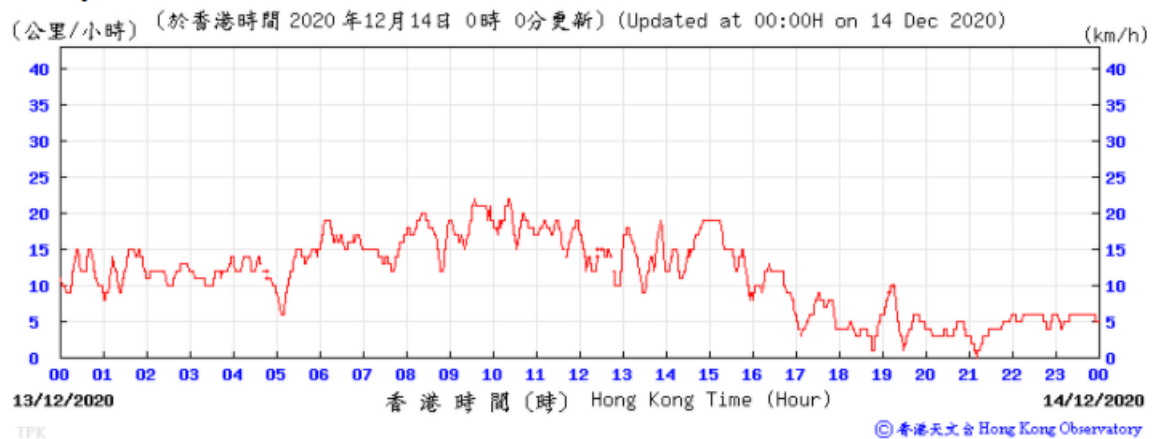


C. 12/12/2020:

Wind Speed:



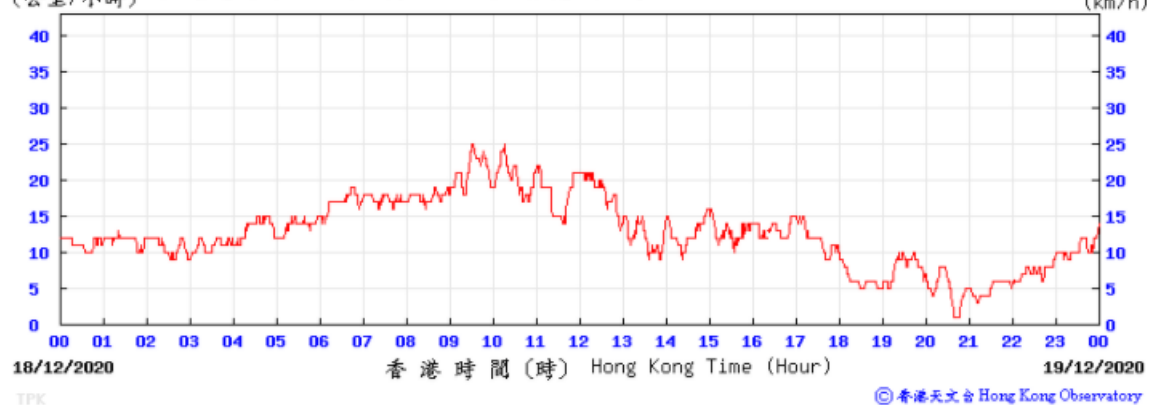
Wind Speed:



D. 18/12/2020:

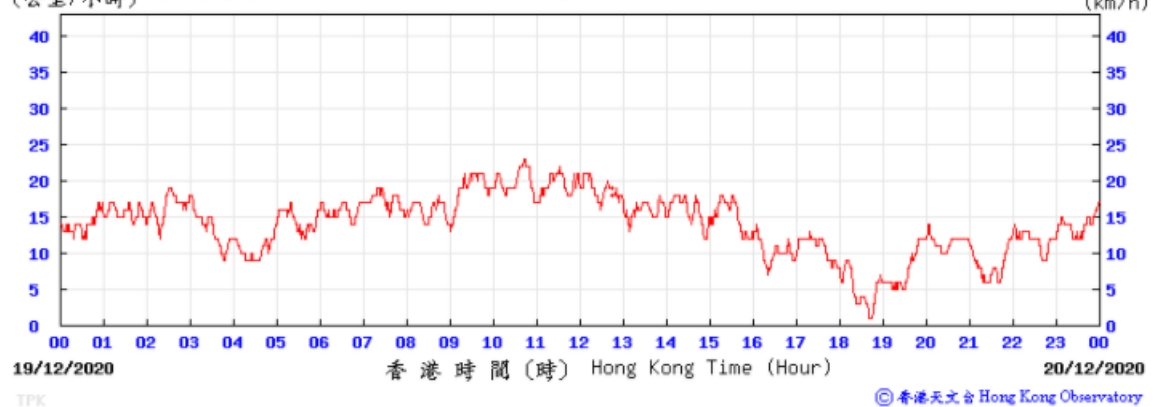
Wind Speed:

(公里/小時) (於香港時間 2020 年12月19日 0時 0分更新) (Updated at 00:00H on 19 Dec 2020)



Wind Speed:

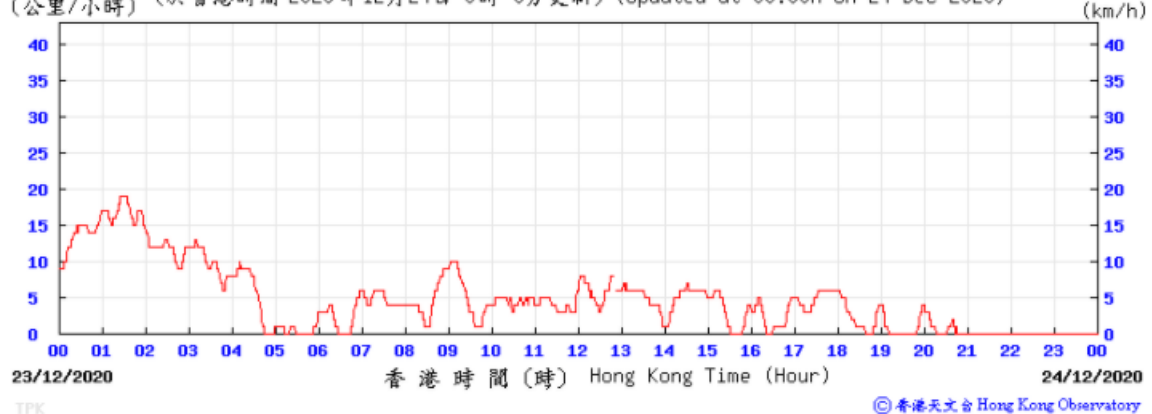
(公里/小時) (於香港時間 2020 年12月20日 0時 0分更新) (Updated at 00:00H on 20 Dec 2020)



E. 23/12/2020

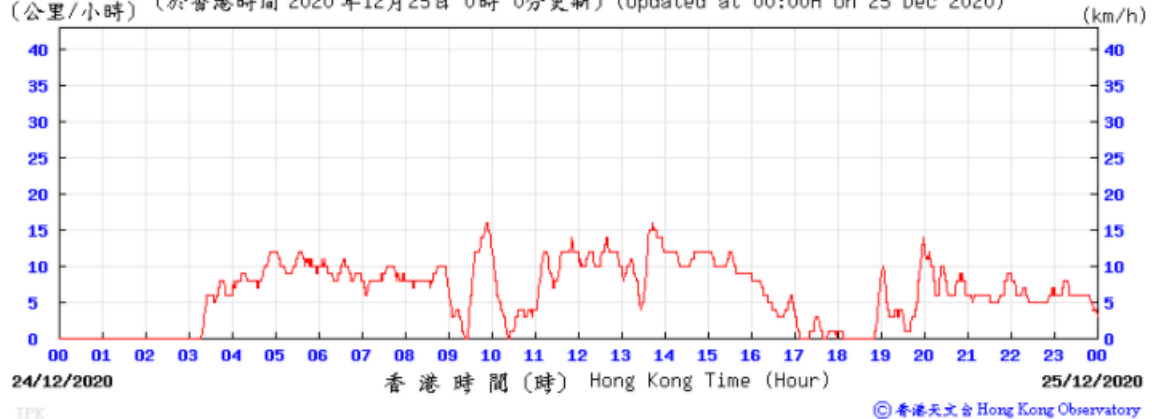
Wind Speed:

(公里/小時) (於香港時間 2020 年12月24日 0時 0分更新) (Updated at 00:00H on 24 Dec 2020)



Wind Speed:

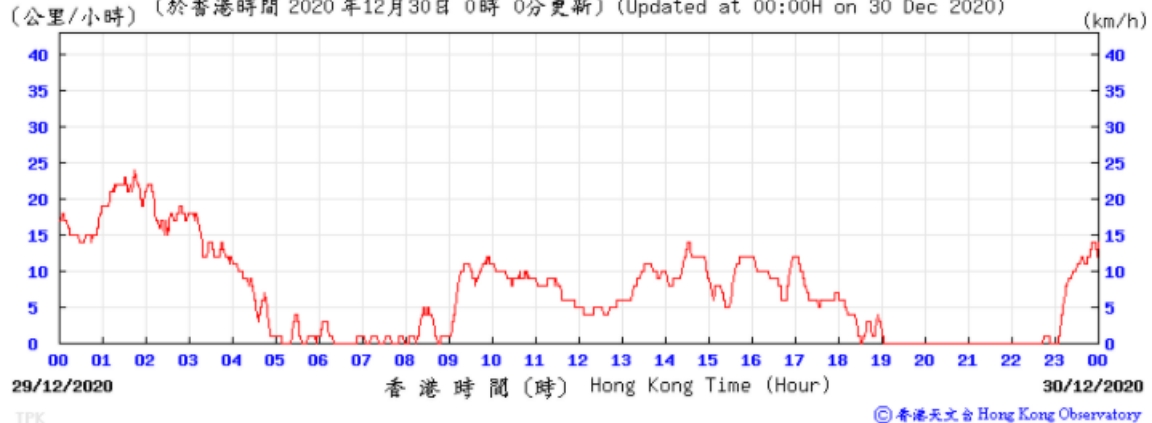
(公里/小時) (於香港時間 2020 年12月25日 0時 0分更新) (Updated at 00:00H on 25 Dec 2020)



F. 29/12/2020

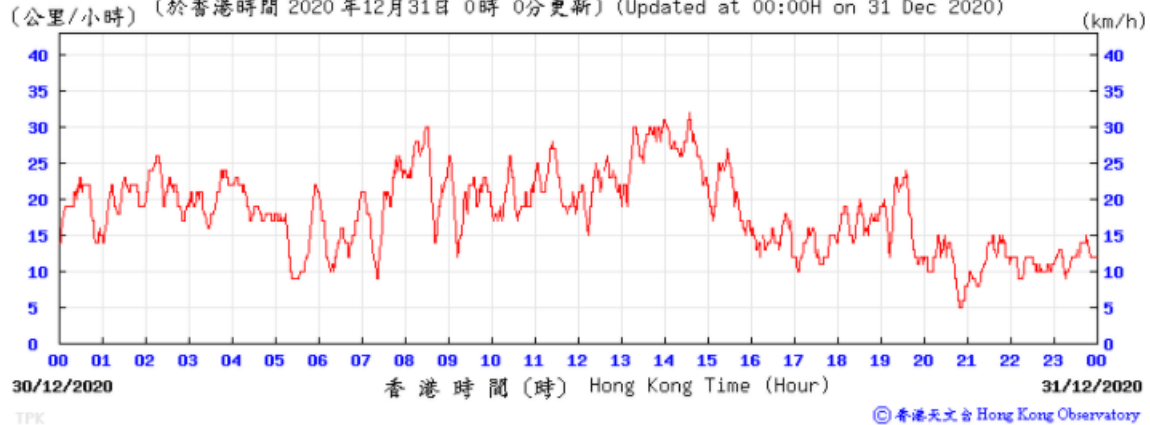
Wind Speed:

(公里/小時) (於香港時間 2020 年12月30日 0時 0分更新) (Updated at 00:00H on 30 Dec 2020)



Wind Speed:

(公里/小時) (於香港時間 2020 年12月31日 0時 0分更新) (Updated at 00:00H on 31 Dec 2020)



APPENDIX J: WASTE FLOW TABLE

Reporting Month	Total Quantity Generated	Actual Quantities of Inert C&D Materials Generated Monthly					Actual Quantities of C&D Wastes Generated Monthly				
		Hard Rock and Large Broken Concrete	Reused in the Contract	Reused in other Projects	Disposed as Public Fill	Imported Fill	Metals	Paper / cardboard packaging	Plastics (see Note)	Chemical Waste	Others, e.g. general refuse
	(in ,000kg)	(in ,000kg)	(in ,000kg)	(in ,000kg)	(in ,000kg)	(in ,000kg)	(in ,000kg)	(in ,000kg)	(in ,000kg)	(in ,000kg)	(in ,000kg)
March 2020	1.35	0	0	0	1.35	0	0	0	0	0	0
April 2020	1472.9	0	614.00	0	855.61	0	0	0	0	0	3.29
May 2020	213.75	0	0	0	205.94	0	0	0	0	0	7.81
June 2020	1.86	0	0	0	0	0	0	0	0	0	1.86
July 2020	4.95	0	0	0	0	0	0	0	0	0	4.95
August 2020	308.99	0	0	0	306.38	0	0	0	0	0	2.61
September 2020	31.11	0	0	0	22.38	0	0	0	0	0	8.73
October 2020	18.08	0	0	0	14.33	0	0	0	0	0	3.75
November 2020	1.42	0	0	0	0	0	0	0	0	0	1.42
December 2020	16.99	0	0	0	14.88	0	0	0	0	0	2.11

Contract No. AL G513
Expansion of Wo Hop Shek Crematorium
Monthly EM&A Report No.10

Remarks: The major excavation works were conducted in April and May, approximately 1675.55 tonnes of inert excavated materials were generated. 614 tonnes of excavated materials were stored in the material storage area for the subsequent backfilling. Due the limited space and the construction of basement and other substructure works, the remaining 1061.55 tonnes of excavated material were delivered to public fill reception facilities. Some minor excavation works may be conducted in the later work processes.

Contract No. AL G513
Expansion of Wo Hop Shek Crematorium
Monthly EM&A Report No.10



Waste to Public Fill (December 2020):

Facility	Date of transaction	Vehicle No.	Account No.	Chit No.	Time-in	Time-out	Waste depth (meter)	Weight-in (tonne)	Weight-out (tonne)	Net weight (tonne)
TM38--FB	10/12/20	UX8*1	7032841	22174842	15:22	15:31	0	23.61	16.23	7.38
TM38--FB	14/12/20	UX8*1	7032841	22174843	14:01	14:09	0	23.7	16.2	7.5
Grand Total:										14.88

Waste to Landfill (December 2020):

Facility	Date of transaction	Vehicle No.	Account No.	Chit No.	Time-in	Time-out	Waste depth (meter)	Weight-in (tonne)	Weight-out (tonne)	Net weight (tonne)
NENT	21/12/20	LA5*81	7032841	22174844	14:54	15:17	0.99	17.79	15.68	2.11
Grand Total:										2.11

THE GOVERNMENT OF THE HKSAR
Full Bank at Tuen Mun Area 38
TRANSACTION RECORD
香港特別行政區政府屯門第38區填海庫交收記錄

Date: 日期	2020-12-14	Trans. Ref. No.: 核考號碼	2003053099
Vehicle No.: 車輛登記號碼	UX801	Classifying Label: 車輛標識類別	
Time in: 進入時間	14:07:51	Time out: 離開時間	14:09:53
Source of Material: 物料來源地	North (北邊)	Type of Material: 物料類別	Soil (泥)
Contract No.: 工程合約編號		DIF Serial No.: 堆收記錄編號	
Weight in (tonne): 入載重量 (公噸)	23.70	Weight out (tonne): 出載重量 (公噸)	16.20
Net vehicle load (tonne): 物料淨重量 (公噸)	7.50	Charged load (tonne): 收費重量 (公噸)	7.50
Amount (HK\$): 總款 (港幣)	532.50	Account No.: 帳目編號	
Chit No.: 記帳單編號	221/4843		

221/4843

7032941

費用總額:
Account No.:

7032841

2020-12-14

SHING HING
CONSTRUCTION COMPANY
LIMITED

船主名稱:

Name of the Account holder:

簽發人:

Issued by:

日期:

Date of Use:

14-12-2020

UX 801

車輛類別 Vehicle Registration Mark

☐ 離島購物用途

☐ 離島購物用途

☐ 公眾材料堆積場

☐ Public Fill Reception Facilities

☐ 堆積場

☐ Landfills

☐ 堆積場

☐ Sorting Facilities

☐ 堆積場

☐ Full One Prescribed Facility

☐ 堆積場

☐ Full One Prescribed Facility

大船碼頭

221/4843

Contract No. AL G513
Expansion of Wo Hop Shek Crematorium
Monthly EM&A Report No.10



THE GOVERNMENT OF THE HKSAR
NENT LANDFILL TRANSACTION RECORD
香港特別行政區政府新界東北堆填區交收記錄

Date: 日期	21/12/20	Veh. Reg. Mark: 車牌號碼	LA5581	Transaction Ref. No: 備考號碼	4441070
Time in: 進入時間	14:54	Time out: 離開時間	15:17	Billing A/C No: 帳戶編號	7032841
In Weight(tonne): 入載重量(公噸)	17.79	Out Weight(tonne): 出載重量(公噸)	15.68	Chit No.: 載運入帳票編號	22174844

Estimated Net Weight /GVW Ratio: 淨重比率	9%	Waste depth (meter): 廢物深度(米)	0.99	Net Waste Load (tonne): 廢物淨重量(公噸)	2.11
--	----	---------------------------------	------	--------------------------------------	------

CHARGE RECORD (for reference only)
收費記錄 [僅供參考]

Charge Load (tonne): 收費重量(公噸)	2.1	Charge Amount (HK\$): 收費(港幣)	HK\$420.0
----------------------------------	-----	---------------------------------	-----------

Remarks:
備註:

The charge record shown on this SEP is indicative of the charge only. The charge amount as shown on the monthly bill would be the actual/final charge for the transaction.
所示的收費記錄只供參考，正式收費以月結單為準。

Account Status	戶口狀態
A1: No Billing Account	A1: 未有人賬戶口
A2: Account Overdue	A2: 戶口逾期未繳費
A3: Account Suspended	A3: 戶口已吊銷
A4: Account Revoked	A4: 戶口已撤銷

入帳票編號: 22174844
Chit No.: 22174844

選擇「✓」一欄訂明設施:
Tick (✓) One Prescribed Facility:

☐ 堆填區 Landfills
☒ 篩選分類設施 Sorting Facilities
☐ 公眾物料接收設施 Public Fill Reception Facilities
☐ 離島廢物轉運設施 Outlying Islands Transfer Facilities
☐ 車牌號碼 Vehicle Registration Mark

LA5581
使用日期: 21-12-2020
簽發人: _____
Issued by: _____

SHING HING CONSTRUCTION COMPANY LIMITED

21 DEC 2020
環境保護署 | 新界東北堆填區

帳戶編號: 7032841
Account No.: 7032841
乙部份: 由廢物運輸商保留
Part B: retained by Waste Hauler

APPENDIX K: SITE INSPECTION PROFORMA

Contract no. AL G513 Expansion of Wo Hop Shek Crematorium

WEEKLY ENVIRONMENTAL INSPECTION CHECKLIST

Inspection Date: 2 December 2020

Inspected by:

ET: Johnny Kwong

AR: N.S. Yau

Inspection Time: 10:00

Contractor: M.Y. Wong

IEC: NA

Weather

Condition ☒ Sunny ☐ Fine ☐ Overcast ☐ Drizzle ☐ Rain ☐ Storm ☐ Hazy
Temperature 17 °C Humidity ☐ High ☒ Moderate ☐ Low
Wind ☐ Calm ☒ Light ☐ Breeze ☐ Strong

	Environmental Mitigation Measures	N/A*	N/O*	Yes*	No*	Photo/Remarks
1.00	Air (Construction Phase)					
1.01	Vehicle washing facilities (including a high pressure water jet) were provided at every discernible or designated vehicle exit point.	<input type="checkbox"/>	<input type="checkbox"/>	<input checked="" type="checkbox"/>	<input type="checkbox"/>	
1.02	Road between the washing facilities and the exit point is paved with concrete, bituminous or hardcore material.	<input type="checkbox"/>	<input type="checkbox"/>	<input checked="" type="checkbox"/>	<input type="checkbox"/>	
1.03	Every main haul road is paved with concrete, bituminous hardcore materials or metal plates, and kept clear of dusty materials. Or unpaved haul roads and areas are sprayed with water to keep the entire road surface wet.	<input type="checkbox"/>	<input type="checkbox"/>	<input checked="" type="checkbox"/>	<input type="checkbox"/>	
1.04	Stockpile of dusty material including demolished items is either: a) covered entirely by impervious sheeting, or b) placed in an area sheltered on the top and the three sides, or c) sprayed with water or a dust suppression chemical so as to maintain the entire surface wet.	<input type="checkbox"/>	<input type="checkbox"/>	<input checked="" type="checkbox"/>	<input type="checkbox"/>	
1.05	Exposed earth is properly treated by compaction, hydroseeding, vegetation planting or seating with latex, vinyl, bitumen within six months after the last construction activity on the site or part of the site where the exposed earth lies.	<input type="checkbox"/>	<input type="checkbox"/>	<input checked="" type="checkbox"/>	<input type="checkbox"/>	
1.06	Water is sprayed to all dusty materials before loading or transfer operation.	<input type="checkbox"/>	<input type="checkbox"/>	<input checked="" type="checkbox"/>	<input type="checkbox"/>	
1.07	Any debris is covered entirely by impervious sheeting or stored in a debris collection area sheltered on the top and the three sides.	<input type="checkbox"/>	<input type="checkbox"/>	<input checked="" type="checkbox"/>	<input type="checkbox"/>	
1.08	Water is sprayed to debris before it is dumped into a chute.	<input type="checkbox"/>	<input type="checkbox"/>	<input checked="" type="checkbox"/>	<input type="checkbox"/>	
1.09	Vehicles for transporting dusty materials/spoils are covered with tarpaulin or similar material. The cover extends over the edges of the sides and tailboards.	<input type="checkbox"/>	<input type="checkbox"/>	<input checked="" type="checkbox"/>	<input type="checkbox"/>	
1.10	Water is sprayed immediately to the working area for uprooting of trees, shrubs, or vegetation or the removal of boulders, pole, pillars before, during and after the operation.	<input type="checkbox"/>	<input type="checkbox"/>	<input checked="" type="checkbox"/>	<input type="checkbox"/>	
1.11	Workers at all levels are co-operative to avoid dust generation and dispersion to the surrounding environment.	<input type="checkbox"/>	<input type="checkbox"/>	<input checked="" type="checkbox"/>	<input type="checkbox"/>	
2.00	Noise (Construction Phase)					

Contract no. AL G513 Expansion of Wo Hop Shek Crematorium

	Environmental Mitigation Measures	N/A*	N/O*	Yes*	No*	Photo/Remarks
2.01	Only well-maintained plant is operated on site and the plant should be regularly serviced during the construction works..	<input type="checkbox"/>	<input type="checkbox"/>	<input checked="" type="checkbox"/>	<input type="checkbox"/>	_____
2.02	Plant used intermittently is turned off or throttled down when not in active use.	<input type="checkbox"/>	<input type="checkbox"/>	<input checked="" type="checkbox"/>	<input type="checkbox"/>	_____
2.03	Plant that emits noise strongly in one direction is oriented to face away from NSRs.	<input type="checkbox"/>	<input type="checkbox"/>	<input checked="" type="checkbox"/>	<input type="checkbox"/>	_____
2.04	Silencers, mufflers and enclosures for plant are applied where possible and maintained adequately throughout the works	<input type="checkbox"/>	<input type="checkbox"/>	<input checked="" type="checkbox"/>	<input type="checkbox"/>	_____
2.05	Where possible, mobile plant is sited away from NSRs	<input type="checkbox"/>	<input type="checkbox"/>	<input checked="" type="checkbox"/>	<input type="checkbox"/>	_____
2.06	PME is well maintained and used properly on site to minimise any excessive noise generated.	<input type="checkbox"/>	<input type="checkbox"/>	<input checked="" type="checkbox"/>	<input type="checkbox"/>	_____
2.07	Stockpiles of excavated materials and other structures such as site buildings should be used effectively to screen noise from the works.	<input type="checkbox"/>	<input type="checkbox"/>	<input checked="" type="checkbox"/>	<input type="checkbox"/>	_____
3.00	Land Contamination (Construction Phase)					
	N/A to the Phase III development					
4.00	Waste Management (Construction Phase)					
4.01	The necessary waste disposal permits from the appropriate authorities are obtained, in accordance with the Waste Disposal Ordinance (Cap. 354), Waste Disposal (Chemical Waste) (General) Regulation and the Land (Miscellaneous Provision) Ordinance (Cap. 28).	<input type="checkbox"/>	<input type="checkbox"/>	<input checked="" type="checkbox"/>	<input type="checkbox"/>	_____
4.02	A billing account with EPD for disposal of construction waste is obtained.	<input type="checkbox"/>	<input type="checkbox"/>	<input checked="" type="checkbox"/>	<input type="checkbox"/>	_____
4.03	A Waste Management Plan (WMP), incorporated in an Environmental Management Plan (EMP) is prepared and submitted to the Engineer/Supervising Officer for approval. Reference is made to Environment, Transport and Works Bureau Technical Circular (Works) (ETWB TCW) 19/2005.	<input type="checkbox"/>	<input type="checkbox"/>	<input checked="" type="checkbox"/>	<input type="checkbox"/>	_____
4.04	An approved person to be responsible for good site practice is nominated, including arrangements for collection and effective disposal to an appropriate facility of all wastes generated at the site.	<input type="checkbox"/>	<input type="checkbox"/>	<input checked="" type="checkbox"/>	<input type="checkbox"/>	_____
4.05	Is authorised or licensed waste hauler used to collect specific category of waste?	<input type="checkbox"/>	<input type="checkbox"/>	<input checked="" type="checkbox"/>	<input type="checkbox"/>	_____
4.06	A trip-ticket system is included as one of the contractual requirements and implemented by the Environmental Team to monitor the disposal of C&D and solid wastes at public filling facilities and landfills, and to control fly tipping. Reference is made to ETWB TCW No. 31/2004.	<input type="checkbox"/>	<input type="checkbox"/>	<input checked="" type="checkbox"/>	<input type="checkbox"/>	_____
4.07	Training of site personnel in proper waste management and chemical waste handling procedures.	<input type="checkbox"/>	<input type="checkbox"/>	<input checked="" type="checkbox"/>	<input type="checkbox"/>	_____

Contract no. AL G513 Expansion of Wo Hop Shek Crematorium

	Environmental Mitigation Measures	N/A*	N/O*	Yes*	No*	Photo/Remarks
4.08	Is routine cleaning and maintenance programme for drainage systems, sumps and oil interceptors conducted?	<input type="checkbox"/>	<input type="checkbox"/>	<input checked="" type="checkbox"/>	<input type="checkbox"/>	_____
4.09	Are sufficient waste disposal points and regular collection for disposal provided?	<input type="checkbox"/>	<input type="checkbox"/>	<input checked="" type="checkbox"/>	<input type="checkbox"/>	_____
4.10	Are appropriate measures to minimise windblown litter and dust during transportation of waste, such as covering trucks or transporting wastes in enclosed containers adopted?	<input type="checkbox"/>	<input type="checkbox"/>	<input checked="" type="checkbox"/>	<input type="checkbox"/>	_____
4.11	Is recording system for the amount of wastes generated, recycled and disposed of (including the disposal sites) implemented?	<input type="checkbox"/>	<input type="checkbox"/>	<input checked="" type="checkbox"/>	<input type="checkbox"/>	_____
4.12	Segregation and storage of different types of waste in different containers, skips or stockpiles to enhance reuse or recycling of materials and their proper disposal.	<input type="checkbox"/>	<input type="checkbox"/>	<input checked="" type="checkbox"/>	<input type="checkbox"/>	_____
4.13	Encourage collection of aluminium cans, plastic bottles and packaging material (e.g. carton boxes) and office paper by individual collectors. Separately labelled bins are provided to help segregate this waste from other general refuse generated by the work force.	<input type="checkbox"/>	<input type="checkbox"/>	<input checked="" type="checkbox"/>	<input type="checkbox"/>	_____
4.14	Are C&D materials reused when possible to reduce the amount of C&D material/waste?	<input type="checkbox"/>	<input type="checkbox"/>	<input checked="" type="checkbox"/>	<input type="checkbox"/>	_____
4.15	Are wood, steel and other metals separated for reuse and / or recycling prior to disposal of C&D waste to minimise the quantity of waste to be disposed of to landfill?	<input type="checkbox"/>	<input type="checkbox"/>	<input checked="" type="checkbox"/>	<input type="checkbox"/>	_____
4.16	Minimise the potential for damage or contamination of construction material by having proper storage and site practices.	<input type="checkbox"/>	<input type="checkbox"/>	<input checked="" type="checkbox"/>	<input type="checkbox"/>	_____
4.17	Plan and stock construction materials carefully to minimise the amount of surplus materials.	<input type="checkbox"/>	<input type="checkbox"/>	<input checked="" type="checkbox"/>	<input type="checkbox"/>	_____
4.18	Rock and soil generated from excavation are reused for site formation and excavated material from foundation work reused for landscaping as far as practicable to avoid disposal off-site.	<input type="checkbox"/>	<input type="checkbox"/>	<input checked="" type="checkbox"/>	<input type="checkbox"/>	_____
4.19	Is reuse of the public fill and C&D waste practiced on site as far as practicable?	<input type="checkbox"/>	<input type="checkbox"/>	<input checked="" type="checkbox"/>	<input type="checkbox"/>	_____
4.20	The handling of C&D materials is governed by WBTC No. 2/93. Inert C&D material (public fill) is directed to an approved public filling area or reclamation site, where it has the benefit of offsetting the need for removal of materials from borrow areas for reclamation purposes and helps to reduce the pressure on landfill sites.	<input type="checkbox"/>	<input type="checkbox"/>	<input checked="" type="checkbox"/>	<input type="checkbox"/>	_____
4.21	Are individuals or companies who deliver public fill to public filling areas obtained dumping licences?	<input type="checkbox"/>	<input type="checkbox"/>	<input checked="" type="checkbox"/>	<input type="checkbox"/>	_____

Contract no. AL G513 Expansion of Wo Hop Shek Crematorium

	Environmental Mitigation Measures	N/A*	N/O*	Yes*	No*	Photo/Remarks
4.22	Are careful design, planning and good site management adopted to minimise overordering and generation of waste materials such as concrete, mortar and cement grouts? The design of formwork maximise the use of standard wooden or metal panels so that high reuse levels can be achieved. Alternatives such as steel formwork, plastic fencing and reusable site office structures are considered to increase the potential for reuse and minimize C&D waste generation.	<input type="checkbox"/>	<input type="checkbox"/>	<input checked="" type="checkbox"/>	<input type="checkbox"/>	_____
4.23	The contractor uses as much as possible of the C&D material on-site. Proper segregation of waste types on site will increase the feasibility of certain components of the waste stream by recycling contractors.	<input type="checkbox"/>	<input type="checkbox"/>	<input checked="" type="checkbox"/>	<input type="checkbox"/>	_____
4.24	General refuse is stored in enclosed bins or compaction units separate from C&D and chemical wastes. A reputable waste collector is employed by the Contractor to remove general refuse from the site, separately from C&D and chemical wastes, on a daily or every second day basis to minimise odour, pest and litter impacts.	<input type="checkbox"/>	<input type="checkbox"/>	<input checked="" type="checkbox"/>	<input type="checkbox"/>	_____
Chemical Waste						
4.25	Contractor registers with the EPD as chemical waste producer if any chemical waste is generated	<input type="checkbox"/>	<input type="checkbox"/>	<input checked="" type="checkbox"/>	<input type="checkbox"/>	_____
4.26	All the chemical waste is handled according to the Code of Practice on the Packaging, Labelling and Storage of Chemical Wastes. The chemical waste is stored and collected by an approved contractor for disposal at a licensed facility in accordance with the Waste Disposal (Chemical Waste) (General) Regulation.	<input checked="" type="checkbox"/>	<input type="checkbox"/>	<input type="checkbox"/>	<input type="checkbox"/>	No chemical waste was generated
4.27	Principles of reuse and recycle chemical waste on site as far as practicable is adopted by the contractor.	<input checked="" type="checkbox"/>	<input type="checkbox"/>	<input type="checkbox"/>	<input type="checkbox"/>	No chemical waste was generated
4.28	Are unused chemicals or those with remaining functional capacity reused as far as practicable?	<input checked="" type="checkbox"/>	<input type="checkbox"/>	<input type="checkbox"/>	<input type="checkbox"/>	No chemical waste was generated
4.29	Disposal of chemical waste via a facility licensed to receive chemical waste, such as the Chemical Waste Treatment Facility at Tsing Yi, which offers a chemical waste collection service and can supply the necessary storage containers or a waste recycling plant approved by EPD.	<input checked="" type="checkbox"/>	<input type="checkbox"/>	<input type="checkbox"/>	<input type="checkbox"/>	No chemical waste was generated
5.00	Landscape and Visual (Construction Phase)					
5.01	Do site offices have olive green roof and façade coating or colour that matches with existing environment?	<input type="checkbox"/>	<input type="checkbox"/>	<input checked="" type="checkbox"/>	<input type="checkbox"/>	_____
5.02	Are site offices and the construction yard decommissioned after construction?	<input checked="" type="checkbox"/>	<input type="checkbox"/>	<input type="checkbox"/>	<input type="checkbox"/>	The construction has not been completed
5.03	The height of site offices, including the rooftop does not exceed 10m, except building services equipment such as antennas, which exceeds 10 m but is coated in black.	<input type="checkbox"/>	<input type="checkbox"/>	<input checked="" type="checkbox"/>	<input type="checkbox"/>	_____

Contract no. AL G513 Expansion of Wo Hop Shek Crematorium

	Environmental Mitigation Measures	N/A*	N/O*	Yes*	No*	Photo/Remarks
5.04	Is site hoarding with 2.4m height and colour in harmony with the surrounding environment erected along the site boundary until the completion of relevant construction phases?	<input type="checkbox"/>	<input type="checkbox"/>	<input checked="" type="checkbox"/>	<input type="checkbox"/>	_____
5.05	Are construction plants and building materials orderly and carefully stored to appear neat and avoid visibility from outside where practical?	<input type="checkbox"/>	<input type="checkbox"/>	<input checked="" type="checkbox"/>	<input type="checkbox"/>	_____
5.06	Are excess materials removed from site as soon as practical?	<input type="checkbox"/>	<input type="checkbox"/>	<input checked="" type="checkbox"/>	<input type="checkbox"/>	_____
5.07	Are all construction plants removed from site upon completion of construction works?	<input checked="" type="checkbox"/>	<input type="checkbox"/>	<input type="checkbox"/>	<input type="checkbox"/>	_____
5.08	Are construction lights oriented away from the viewing location of VSRs?	<input type="checkbox"/>	<input checked="" type="checkbox"/>	<input type="checkbox"/>	<input type="checkbox"/>	_____
5.09	Are all lightings facing sensitive receiver installed with frosted diffusers and reflective covers?	<input type="checkbox"/>	<input checked="" type="checkbox"/>	<input type="checkbox"/>	<input type="checkbox"/>	_____
5.10	Trees that require removal are transplanted on site if practical. If not practical, these trees will be transplanted in locations within the vicinity as approved by the Architect.	<input type="checkbox"/>	<input type="checkbox"/>	<input checked="" type="checkbox"/>	<input type="checkbox"/>	_____
5.11	Planting works are carried out under the supervision of a specialist landscape specialist.	<input checked="" type="checkbox"/>	<input type="checkbox"/>	<input type="checkbox"/>	<input type="checkbox"/>	No planting work
5.12	The rooftop of the cremation plant room is planted with lawn.	<input checked="" type="checkbox"/>	<input type="checkbox"/>	<input type="checkbox"/>	<input type="checkbox"/>	The cremation plant room has not been planted
5.13	New trees, shrubs and groundcover are carefully selected and designed to homogenize with the environment.	<input checked="" type="checkbox"/>	<input type="checkbox"/>	<input type="checkbox"/>	<input type="checkbox"/>	No planting work
5.14	No tree is transplanted or felled without prior approval by relevant Government departments.	<input type="checkbox"/>	<input type="checkbox"/>	<input checked="" type="checkbox"/>	<input type="checkbox"/>	_____
5.15	All trees that are marked for retention are fenced off with a 1.2m high fence around the dripline of trees or larger area as far as feasible.	<input type="checkbox"/>	<input type="checkbox"/>	<input checked="" type="checkbox"/>	<input type="checkbox"/>	_____
5.16	Transplant preparation works are carried out as soon as possible after the commencement of construction. Over-pruning such as hard pruning of tree crown, pollarding or topping are avoided. Rootball and crown pruning are carried out over at least 3 months.	<input type="checkbox"/>	<input type="checkbox"/>	<input checked="" type="checkbox"/>	<input type="checkbox"/>	_____
5.17	Existing shrub and ground cover planting areas that will not be removed are maintained in good condition and enhanced if practical.	<input type="checkbox"/>	<input type="checkbox"/>	<input checked="" type="checkbox"/>	<input type="checkbox"/>	_____
5.18	The chimney has been designed to have sculptural outlook and articulated. It is kept in proportion with the rest of the building.	<input checked="" type="checkbox"/>	<input type="checkbox"/>	<input type="checkbox"/>	<input type="checkbox"/>	The chimney has not been articulated
5.19	The chimney stack is designed to locate at the least conspicuous location of the site to VSRs.	<input checked="" type="checkbox"/>	<input type="checkbox"/>	<input type="checkbox"/>	<input type="checkbox"/>	The chimney has not been articulated

Contract no. AL G513 Expansion of Wo Hop Shek Crematorium

	Environmental Mitigation Measures	N/A*	N/O*	Yes*	No*	Photo/Remarks
5.20	Bi-weekly checking would be performed on the nine Terminalia mantaly trees within and outside the works area of the Project, or otherwise if the transplantations are not carried out according to the plan.	<input type="checkbox"/>	<input type="checkbox"/>	<input checked="" type="checkbox"/>	<input type="checkbox"/>	_____
5.21	Are silting traps installed to minimize silting to streams?	<input type="checkbox"/>	<input type="checkbox"/>	<input checked="" type="checkbox"/>	<input type="checkbox"/>	_____
5.22	Is the tree compensation to tree loss ratio at least 1:1 in term of quantity? About 100 trees will be planted to compensate for the loss of 54 trees. 100 trees will be planted on site and others, in locations within the vicinity approved by the Architect	<input checked="" type="checkbox"/>	<input type="checkbox"/>	<input type="checkbox"/>	<input type="checkbox"/>	No planting work
5.23	Is amenity planting for open spaces included in the Project?	<input checked="" type="checkbox"/>	<input type="checkbox"/>	<input type="checkbox"/>	<input type="checkbox"/>	No planting work
5.24	Is screen planting such as planting a roll of trees along the site boundary butting Kiu Tau Road carried out?	<input checked="" type="checkbox"/>	<input type="checkbox"/>	<input type="checkbox"/>	<input type="checkbox"/>	No planting work
5.25	Woodland mix, comprising of tree seedlings and shrubs, are planted within the Wo Hop Shek Cemetery to enhance the ecological value and compensatory of tree loss.	<input checked="" type="checkbox"/>	<input type="checkbox"/>	<input type="checkbox"/>	<input type="checkbox"/>	No planting work
5.26	Is the 10m height headroom cremation plant room half-sunken to reduce the visual impact to pedestrians?	<input checked="" type="checkbox"/>	<input type="checkbox"/>	<input type="checkbox"/>	<input type="checkbox"/>	The cremation plant room has not been constructed
6.00	Water Quality (Construction Phase)					
6.01	Wastewater is properly treated to meet the discharge standards set out in the relevant Water Pollution Control Ordinance (WPCO) discharge licence. No direct discharge of site runoff into the two streams is allowed.	<input type="checkbox"/>	<input type="checkbox"/>	<input checked="" type="checkbox"/>	<input type="checkbox"/>	_____
6.02	Perimeter channels are provided to intercept storm runoff from outside the site. The channels are constructed in advance of site formation works and earthworks.	<input type="checkbox"/>	<input type="checkbox"/>	<input checked="" type="checkbox"/>	<input type="checkbox"/>	_____
6.03	Sand/silt removal facilities such as sand traps, silt traps and sediment basins are provided to remove sand/silt particles from runoff to meet the requirements of the Technical Memorandum standard under the WPCO.	<input type="checkbox"/>	<input type="checkbox"/>	<input checked="" type="checkbox"/>	<input type="checkbox"/>	_____
6.04	Works are carefully programmed to minimise soil excavation works during rainy seasons.	<input type="checkbox"/>	<input type="checkbox"/>	<input checked="" type="checkbox"/>	<input type="checkbox"/>	_____
6.05	Exposed soil surfaces are protected by paving as soon as possible to reduce the potential of soil erosion.	<input type="checkbox"/>	<input type="checkbox"/>	<input checked="" type="checkbox"/>	<input type="checkbox"/>	_____
6.06	Temporary access roads are protected by crushed gravel and exposed slope surfaces are protected when rainstorms are likely to occur.	<input type="checkbox"/>	<input type="checkbox"/>	<input checked="" type="checkbox"/>	<input type="checkbox"/>	_____
6.07	Trench excavation is avoided in the wet season as far as practicable, and if necessary, these trenches are excavated and backfilled in short sections.	<input type="checkbox"/>	<input type="checkbox"/>	<input checked="" type="checkbox"/>	<input type="checkbox"/>	_____
6.08	Open stockpiles of construction materials on site are covered with tarpaulin or similar fabric during rainstorms.	<input type="checkbox"/>	<input type="checkbox"/>	<input checked="" type="checkbox"/>	<input type="checkbox"/>	_____

Contract no. AL G513 Expansion of Wo Hop Shek Crematorium

	Environmental Mitigation Measures	N/A*	N/O*	Yes*	No*	Photo/Remarks
6.09	Sand and silt in the wash water from the wheel from the wheel washing facility are settled out and removed before discharging into the storm drain.	<input type="checkbox"/>	<input type="checkbox"/>	<input checked="" type="checkbox"/>	<input type="checkbox"/>	_____
6.10	Oil interceptor is provided in the drainage system and regularly emptied to prevent the release of oil and grease into the storm drainage system after accidental spillage.	<input type="checkbox"/>	<input type="checkbox"/>	<input checked="" type="checkbox"/>	<input type="checkbox"/>	_____
6.11	Debris and rubbishes generated on site are collected, handled and disposed of properly to avoid them entering the two streams.	<input type="checkbox"/>	<input type="checkbox"/>	<input checked="" type="checkbox"/>	<input type="checkbox"/>	_____
6.12	All fuel tanks and storage areas are provided with locks and be sited on sealed areas, within bunds of a capacity equal to 110% of the storage capacity of the largest tank.	<input type="checkbox"/>	<input type="checkbox"/>	<input checked="" type="checkbox"/>	<input type="checkbox"/>	_____
6.13	Open storm water drains and culverts near the works area are covered to block the entrance of large debris and refuse.	<input type="checkbox"/>	<input type="checkbox"/>	<input checked="" type="checkbox"/>	<input type="checkbox"/>	_____
6.14	Portable chemical toilets handle the sewage from construction work force if the existing toilets in the Site are not adequate. Licensed contractors who are responsible for appropriate disposal and maintenance of these facilities provide appropriate and adequate portable toilets.	<input type="checkbox"/>	<input type="checkbox"/>	<input checked="" type="checkbox"/>	<input type="checkbox"/>	_____
6.15	Sheet piling is provided at suitable location around the basement excavation to reduce the effect of lowering the water table from any dewatering process. Any discharge of groundwater pumped out from any dewatering process of the construction works is treated to comply with the standards set in the relevant discharge licence prior discharge. No discharge of the groundwater is allowed into the two streams.	<input checked="" type="checkbox"/>	<input type="checkbox"/>	<input type="checkbox"/>	<input type="checkbox"/>	No ground water is generated
7.00	Ecology (Construction Phase)					
7.01	Any affected trees are transplanted to grassland / scrubland within the Wo Hop Shek Cemetery.	<input type="checkbox"/>	<input type="checkbox"/>	<input checked="" type="checkbox"/>	<input type="checkbox"/>	_____
7.02	Temporary accesses to the work sites are carefully planned and located to minimise disturbance caused to the streams and nearby habitats.	<input type="checkbox"/>	<input type="checkbox"/>	<input checked="" type="checkbox"/>	<input type="checkbox"/>	_____
7.03	Less or smaller construction plants are used to reduce disturbance to the nearby habitats.	<input type="checkbox"/>	<input type="checkbox"/>	<input checked="" type="checkbox"/>	<input type="checkbox"/>	_____
7.04	Vehicles and other plants are carefully maintained and properly used to minimise the chance for accidental spillage.	<input type="checkbox"/>	<input type="checkbox"/>	<input checked="" type="checkbox"/>	<input type="checkbox"/>	_____
7.05	Any spillages that do occur are quickly identified and appropriately cleaned up before they can contaminate streams or groundwater.	<input checked="" type="checkbox"/>	<input type="checkbox"/>	<input type="checkbox"/>	<input type="checkbox"/>	No spillage observed
7.06	Basement formation or any construction activities likely to pump out a large quantity of groundwater are protected with sheet-piling at suitable locations around the basement footprint, or by any like method.	<input checked="" type="checkbox"/>	<input type="checkbox"/>	<input type="checkbox"/>	<input type="checkbox"/>	No groundwater was generated
7.07	No groundwater is pumped back to the two stream courses to protect the natural integrity of the stream habitat and the associated organism.	<input checked="" type="checkbox"/>	<input type="checkbox"/>	<input type="checkbox"/>	<input type="checkbox"/>	No groundwater was generated

Contract no. AL G513 Expansion of Wo Hop Shek Crematorium

	Environmental Mitigation Measures	N/A*	N/O*	Yes*	No*	Photo/Remarks
7.08	Sturdy 1.8 metres protective fencings are located at the edge of the tree canopy but not around the trunk.	<input type="checkbox"/>	<input type="checkbox"/>	<input checked="" type="checkbox"/>	<input type="checkbox"/>	_____
7.09	Works beneath the tree canopy are avoided: If encroachment under the canopy area is unavoidable, adequate protections are provided to ensure no damage of any part of the tree would occur due to the encroachment.	<input type="checkbox"/>	<input type="checkbox"/>	<input checked="" type="checkbox"/>	<input type="checkbox"/>	_____
7.10	Any tree transplanting and planting works are implemented by an approved Landscape Contractor. Quality control of the work is undertaken by a qualified Landscape Architect through site inspections and approval of works.	<input type="checkbox"/>	<input type="checkbox"/>	<input checked="" type="checkbox"/>	<input type="checkbox"/>	_____
7.11	Construction works are restricted within works area which are clearly defined.	<input type="checkbox"/>	<input type="checkbox"/>	<input checked="" type="checkbox"/>	<input type="checkbox"/>	_____
7.12	Woodland or other habitats that are affected by the construction works are well-defined and minimised.	<input type="checkbox"/>	<input type="checkbox"/>	<input checked="" type="checkbox"/>	<input type="checkbox"/>	_____
7.13	Human inference to habitats beyond the site boundary and habitats proposed to be retained are avoided by providing temporary barricades.	<input type="checkbox"/>	<input type="checkbox"/>	<input checked="" type="checkbox"/>	<input type="checkbox"/>	_____
7.14	Works area is reinstated immediately after completion of the construction.	<input type="checkbox"/>	<input type="checkbox"/>	<input checked="" type="checkbox"/>	<input type="checkbox"/>	_____
7.15	Uncontrolled burning of refuse is strictly prohibited. Appropriate fire control measures are provided in order to protect nearby habitats.	<input type="checkbox"/>	<input type="checkbox"/>	<input checked="" type="checkbox"/>	<input type="checkbox"/>	_____
7.16	Trees requiring transplantation or protection are identified based on the information illustrated in the Tree Survey Report.	<input type="checkbox"/>	<input type="checkbox"/>	<input checked="" type="checkbox"/>	<input type="checkbox"/>	_____
7.17	Is layout of the Project carefully designed to avoid or minimize the area of habitat loss and the numbers of trees to be felled?	<input type="checkbox"/>	<input type="checkbox"/>	<input checked="" type="checkbox"/>	<input type="checkbox"/>	_____
7.18	All trees are preserved as far as possible, especially species of conservation concern. Recommendations provided in the Tree Survey Report to mitigate impacts on trees shall be followed.	<input type="checkbox"/>	<input type="checkbox"/>	<input checked="" type="checkbox"/>	<input type="checkbox"/>	_____
7.19	Disturbance to the two plant species of conservation concern, namely Aquilaria sinensis and Cibotium barometz, is avoided. Where removal of these species is unavoidable, it is recommended to transplant them to habitats with similar conditions. Following transplantation, regular monitoring of these plants is conducted by a suitable qualified botanist / horticulturist over a 12-month period;	<input type="checkbox"/>	<input type="checkbox"/>	<input checked="" type="checkbox"/>	<input type="checkbox"/>	_____
7.20	Compensatory planting of the felled trees follows the Technical Circular No. 3/2006 issued by ETWB.	<input checked="" type="checkbox"/>	<input type="checkbox"/>	<input type="checkbox"/>	<input type="checkbox"/>	No planting work
7.21	The Site inside or in the proximity of the streams and nearby habitats is temporarily isolated, by placing of sandbags or silt curtains with lead edge at the bottom and properly supported props, to prevent adverse impacts on these areas.	<input type="checkbox"/>	<input type="checkbox"/>	<input checked="" type="checkbox"/>	<input type="checkbox"/>	_____

Contract no. AL G513 Expansion of Wo Hop Shek Crematorium

	Environmental Mitigation Measures	N/A*	N/O*	Yes*	No*	Photo/Remarks
7.22	Appropriate storage locations are situated well away from the streams and nearby habitats for the temporary storage of materials (e.g. equipment, filling materials, chemicals and fuel) and temporary stockpile of construction debris and spoil are identified before commencement of the works.	<input type="checkbox"/>	<input type="checkbox"/>	<input checked="" type="checkbox"/>	<input type="checkbox"/>	_____
7.23	Stockpiling of construction materials, are covered and located away from the streams and nearby habitats.	<input type="checkbox"/>	<input type="checkbox"/>	<input checked="" type="checkbox"/>	<input type="checkbox"/>	_____
7.24	Construction debris and spoil are covered up and/or properly disposed of as soon as possible to avoid being washed into the streams and nearby habitats by rain.	<input type="checkbox"/>	<input type="checkbox"/>	<input checked="" type="checkbox"/>	<input type="checkbox"/>	_____
7.25	Construction effluent, site runoff and sewage is properly collected and/or treated.	<input type="checkbox"/>	<input type="checkbox"/>	<input checked="" type="checkbox"/>	<input type="checkbox"/>	_____
7.26	Proper locations for discharge outlets of any wastewater treatment facilities well away from the streams and nearby habitats are identified.	<input type="checkbox"/>	<input type="checkbox"/>	<input checked="" type="checkbox"/>	<input type="checkbox"/>	_____
7.27	Vehicles and other plant are carefully maintained and properly used to minimise the chance for accidental spillage.	<input type="checkbox"/>	<input type="checkbox"/>	<input checked="" type="checkbox"/>	<input type="checkbox"/>	_____
7.28	Temporary geo-textile silt fences around earth moving works are erected to trap any sediments being washed away and prevent them from entering surrounding areas.	<input type="checkbox"/>	<input type="checkbox"/>	<input checked="" type="checkbox"/>	<input type="checkbox"/>	_____
7.29	Exposed soil or other loose materials are covered with tarpaulins to prevent erosion, and then seeded and covered with a biodegradable geotextile blanket for erosion control purposes.	<input type="checkbox"/>	<input type="checkbox"/>	<input checked="" type="checkbox"/>	<input type="checkbox"/>	_____

*Remarks: N/A = Not applicable at current stage

N/O = Not observed in the site walk

Yes = Compliance

No = Non-compliance

Remark / Follow up of Observation(s) and Non-compliance(s) of Last Weekly Site Inspection:

Observation (s) :

Remind (s) :


Stagnant water should be removed

Note : Figure 4.3 regarding clause 3.6 of EP have been displayed at the entrance of the site.

Signatures:

ET

Representative



(Name: Kwong Tin Hing)

Contractor's

Representative



(Name: M. Y. Wong)

Architect's

Representative



(Name: N. S. Young)

IEC's

Representative

(Name:)

Contract no. AL G513 Expansion of Wo Hop Shek Crematorium

WEEKLY ENVIRONMENTAL INSPECTION CHECKLIST

Inspection Date: 9-12-2020 Inspected by: Kong Yik Heng Johnny ET: M.S. Young AR: N/A
Inspection Time: 10:00 Contractor: M.Y. Wong IEC: N/A

Weather

Condition ☒ Sunny ☐ Fine ☐ Overcast ☐ Drizzle ☐ Rain ☐ Storm ☐ Hazy
Temperature 17 °C Humidity ☐ High ☒ Moderate ☐ Low
Wind ☐ Calm ☒ Light ☐ Breeze ☐ Strong

	Environmental Mitigation Measures	N/A*	N/O*	Yes*	No*	Photo/Remarks
1.00	Air (Construction Phase)					
1.01	Vehicle washing facilities (including a high pressure water jet) were provided at every discernible or designated vehicle exit point.	<input type="checkbox"/>	<input type="checkbox"/>	<input checked="" type="checkbox"/>	<input type="checkbox"/>	
1.02	Road between the washing facilities and the exit point is paved with concrete, bituminous or hardcore material.	<input type="checkbox"/>	<input type="checkbox"/>	<input checked="" type="checkbox"/>	<input type="checkbox"/>	
1.03	Every main haul road is paved with concrete, bituminous hardcore materials or metal plates, and kept clear of dusty materials. Or unpaved haul roads and areas are sprayed with water to keep the entire road surface wet.	<input type="checkbox"/>	<input type="checkbox"/>	<input checked="" type="checkbox"/>	<input type="checkbox"/>	
1.04	Stockpile of dusty material including demolished items is either: a) covered entirely by impervious sheeting, or b) placed in an area sheltered on the top and the three sides, or c) sprayed with water or a dust suppression chemical so as to maintain the entire surface wet.	<input type="checkbox"/>	<input type="checkbox"/>	<input checked="" type="checkbox"/>	<input type="checkbox"/>	
1.05	Exposed earth is properly treated by compaction, hydroseeding, vegetation planting or seating with latex, vinyl, bitumen within six months after the last construction activity on the site or part of the site where the exposed earth lies.	<input type="checkbox"/>	<input type="checkbox"/>	<input checked="" type="checkbox"/>	<input type="checkbox"/>	
1.06	Water is sprayed to all dusty materials before loading or transfer operation.	<input type="checkbox"/>	<input type="checkbox"/>	<input checked="" type="checkbox"/>	<input type="checkbox"/>	
1.07	Any debris is covered entirely by impervious sheeting or stored in a debris collection area sheltered on the top and the three sides.	<input type="checkbox"/>	<input type="checkbox"/>	<input checked="" type="checkbox"/>	<input type="checkbox"/>	
1.08	Water is sprayed to debris before it is dumped into a chute.	<input type="checkbox"/>	<input type="checkbox"/>	<input checked="" type="checkbox"/>	<input type="checkbox"/>	
1.09	Vehicles for transporting dusty materials/spoils are covered with tarpaulin or similar material. The cover extends over the edges of the sides and tailboards.	<input type="checkbox"/>	<input type="checkbox"/>	<input checked="" type="checkbox"/>	<input type="checkbox"/>	
1.10	Water is sprayed immediately to the working area for uprooting of trees, shrubs, or vegetation or the removal of boulders, pole, pillars before, during and after the operation.	<input type="checkbox"/>	<input type="checkbox"/>	<input checked="" type="checkbox"/>	<input type="checkbox"/>	
1.11	Workers at all levels are co-operative to avoid dust generation and dispersion to the surrounding environment.	<input type="checkbox"/>	<input type="checkbox"/>	<input checked="" type="checkbox"/>	<input type="checkbox"/>	
2.00	Noise (Construction Phase)					

Contract no. AL G513 Expansion of Wo Hop Shek Crematorium

	Environmental Mitigation Measures	N/A*	N/O*	Yes*	No*	Photo/Remarks
2.01	Only well-maintained plant is operated on site and the plant should be regularly serviced during the construction works..	<input type="checkbox"/>	<input type="checkbox"/>	<input checked="" type="checkbox"/>	<input type="checkbox"/>	_____
2.02	Plant used intermittently is turned off or throttled down when not in active use.	<input type="checkbox"/>	<input type="checkbox"/>	<input checked="" type="checkbox"/>	<input type="checkbox"/>	_____
2.03	Plant that emits noise strongly in one direction is oriented to face away from NSRs.	<input type="checkbox"/>	<input type="checkbox"/>	<input checked="" type="checkbox"/>	<input type="checkbox"/>	_____
2.04	Silencers, mufflers and enclosures for plant are applied where possible and maintained adequately throughout the works	<input type="checkbox"/>	<input type="checkbox"/>	<input checked="" type="checkbox"/>	<input type="checkbox"/>	_____
2.05	Where possible, mobile plant is sited away from NSRs	<input type="checkbox"/>	<input type="checkbox"/>	<input checked="" type="checkbox"/>	<input type="checkbox"/>	_____
2.06	PME is well maintained and used properly on site to minimise any excessive noise generated.	<input type="checkbox"/>	<input type="checkbox"/>	<input checked="" type="checkbox"/>	<input type="checkbox"/>	_____
2.07	Stockpiles of excavated materials and other structures such as site buildings should be used effectively to screen noise from the works.	<input type="checkbox"/>	<input type="checkbox"/>	<input checked="" type="checkbox"/>	<input type="checkbox"/>	_____
3.00	Land Contamination (Construction Phase)					
	N/A to the Phase III development					
4.00	Waste Management (Construction Phase)					
4.01	The necessary waste disposal permits from the appropriate authorities are obtained, in accordance with the Waste Disposal Ordinance (Cap. 354), Waste Disposal (Chemical Waste) (General) Regulation and the Land (Miscellaneous Provision) Ordinance (Cap. 28).	<input type="checkbox"/>	<input type="checkbox"/>	<input checked="" type="checkbox"/>	<input type="checkbox"/>	_____
4.02	A billing account with EPD for disposal of construction waste is obtained.	<input type="checkbox"/>	<input type="checkbox"/>	<input checked="" type="checkbox"/>	<input type="checkbox"/>	_____
4.03	A Waste Management Plan (WMP), incorporated in an Environmental Management Plan (EMP) is prepared and submitted to the Engineer/Supervising Officer for approval. Reference is made to Environment, Transport and Works Bureau Technical Circular (Works) (ETWB TCW) 19/2005.	<input type="checkbox"/>	<input type="checkbox"/>	<input checked="" type="checkbox"/>	<input type="checkbox"/>	_____
4.04	An approved person to be responsible for good site practice is nominated, including arrangements for collection and effective disposal to an appropriate facility of all wastes generated at the site.	<input type="checkbox"/>	<input type="checkbox"/>	<input checked="" type="checkbox"/>	<input type="checkbox"/>	_____
4.05	Is authorised or licensed waste hauler used to collect specific category of waste?	<input type="checkbox"/>	<input type="checkbox"/>	<input checked="" type="checkbox"/>	<input type="checkbox"/>	_____
4.06	A trip-ticket system is included as one of the contractual requirements and implemented by the Environmental Team to monitor the disposal of C&D and solid wastes at public filling facilities and landfills, and to control fly tipping. Reference is made to ETWB TCW No. 31/2004.	<input type="checkbox"/>	<input type="checkbox"/>	<input checked="" type="checkbox"/>	<input type="checkbox"/>	_____
4.07	Training of site personnel in proper waste management and chemical waste handling procedures.	<input type="checkbox"/>	<input type="checkbox"/>	<input checked="" type="checkbox"/>	<input type="checkbox"/>	_____

Contract no. AL G513 Expansion of Wo Hop Shek Crematorium

	Environmental Mitigation Measures	N/A*	N/O*	Yes*	No*	Photo/Remarks
4.08	Is routine cleaning and maintenance programme for drainage systems, sumps and oil interceptors conducted?	<input type="checkbox"/>	<input type="checkbox"/>	<input checked="" type="checkbox"/>	<input type="checkbox"/>	_____
4.09	Are sufficient waste disposal points and regular collection for disposal provided?	<input type="checkbox"/>	<input type="checkbox"/>	<input checked="" type="checkbox"/>	<input type="checkbox"/>	_____
4.10	Are appropriate measures to minimise windblown litter and dust during transportation of waste, such as covering trucks or transporting wastes in enclosed containers adopted?	<input type="checkbox"/>	<input type="checkbox"/>	<input checked="" type="checkbox"/>	<input type="checkbox"/>	_____
4.11	Is recording system for the amount of wastes generated, recycled and disposed of (including the disposal sites) implemented?	<input type="checkbox"/>	<input type="checkbox"/>	<input checked="" type="checkbox"/>	<input type="checkbox"/>	_____
4.12	Segregation and storage of different types of waste in different containers, skips or stockpiles to enhance reuse or recycling of materials and their proper disposal.	<input type="checkbox"/>	<input type="checkbox"/>	<input checked="" type="checkbox"/>	<input type="checkbox"/>	_____
4.13	Encourage collection of aluminium cans, plastic bottles and packaging material (e.g. carton boxes) and office paper by individual collectors. Separately labelled bins are provided to help segregate this waste from other general refuse generated by the work force.	<input type="checkbox"/>	<input type="checkbox"/>	<input checked="" type="checkbox"/>	<input type="checkbox"/>	_____
4.14	Are C&D materials reused when possible to reduce the amount of C&D material/waste?	<input type="checkbox"/>	<input type="checkbox"/>	<input checked="" type="checkbox"/>	<input type="checkbox"/>	_____
4.15	Are wood, steel and other metals separated for reuse and / or recycling prior to disposal of C&D waste to minimise the quantity of waste to be disposed of to landfill?	<input type="checkbox"/>	<input type="checkbox"/>	<input checked="" type="checkbox"/>	<input type="checkbox"/>	_____
4.16	Minimise the potential for damage or contamination of construction material by having proper storage and site practices.	<input type="checkbox"/>	<input type="checkbox"/>	<input checked="" type="checkbox"/>	<input type="checkbox"/>	_____
4.17	Plan and stock construction materials carefully to minimise the amount of surplus materials.	<input type="checkbox"/>	<input type="checkbox"/>	<input checked="" type="checkbox"/>	<input type="checkbox"/>	_____
4.18	Rock and soil generated from excavation are reused for site formation and excavated material from foundation work reused for landscaping as far as practicable to avoid disposal off-site.	<input type="checkbox"/>	<input type="checkbox"/>	<input checked="" type="checkbox"/>	<input type="checkbox"/>	_____
4.19	Is reuse of the public fill and C&D waste practiced on site as far as practicable?	<input type="checkbox"/>	<input type="checkbox"/>	<input checked="" type="checkbox"/>	<input type="checkbox"/>	_____
4.20	The handling of C&D materials is governed by WBTC No. 2/93. Inert C&D material (public fill) is directed to an approved public filling area or reclamation site, where it has the benefit of offsetting the need for removal of materials from borrow areas for reclamation purposes and helps to reduce the pressure on landfill sites.	<input type="checkbox"/>	<input type="checkbox"/>	<input checked="" type="checkbox"/>	<input type="checkbox"/>	_____
4.21	Are individuals or companies who deliver public fill to public filling areas obtained dumping licences?	<input type="checkbox"/>	<input type="checkbox"/>	<input checked="" type="checkbox"/>	<input type="checkbox"/>	_____

Contract no. AL G513 Expansion of Wo Hop Shek Crematorium

	Environmental Mitigation Measures	N/A*	N/O*	Yes*	No*	Photo/Remarks
4.22	Are careful design, planning and good site management adopted to minimise overordering and generation of waste materials such as concrete, mortar and cement grouts? The design of formwork maximise the use of standard wooden or metal panels so that high reuse levels can be achieved. Alternatives such as steel formwork, plastic fencing and reusable site office structures are considered to increase the potential for reuse and minimize C&D waste generation.	<input type="checkbox"/>	<input type="checkbox"/>	<input checked="" type="checkbox"/>	<input type="checkbox"/>	_____
4.23	The contractor uses as much as possible of the C&D material on-site. Proper segregation of waste types on site will increase the feasibility of certain components of the waste stream by recycling contractors.	<input type="checkbox"/>	<input type="checkbox"/>	<input checked="" type="checkbox"/>	<input type="checkbox"/>	_____
4.24	General refuse is stored in enclosed bins or compaction units separate from C&D and chemical wastes. A reputable waste collector is employed by the Contractor to remove general refuse from the site, separately from C&D and chemical wastes, on a daily or every second day basis to minimise odour, pest and litter impacts.	<input type="checkbox"/>	<input type="checkbox"/>	<input checked="" type="checkbox"/>	<input type="checkbox"/>	_____
Chemical Waste						
4.25	Contractor registers with the EPD as chemical waste producer if any chemical waste is generated	<input type="checkbox"/>	<input type="checkbox"/>	<input checked="" type="checkbox"/>	<input type="checkbox"/>	_____
4.26	All the chemical waste is handled according to the Code of Practice on the Packaging, Labelling and Storage of Chemical Wastes. The chemical waste is stored and collected by an approved contractor for disposal at a licensed facility in accordance with the Waste Disposal (Chemical Waste) (General) Regulation.	<input checked="" type="checkbox"/>	<input type="checkbox"/>	<input type="checkbox"/>	<input type="checkbox"/>	No chemical waste was generated
4.27	Principles of reuse and recycle chemical waste on site as far as practicable is adopted by the contractor.	<input checked="" type="checkbox"/>	<input type="checkbox"/>	<input type="checkbox"/>	<input type="checkbox"/>	No chemical waste was generated
4.28	Are unused chemicals or those with remaining functional capacity reused as far as practicable?	<input checked="" type="checkbox"/>	<input type="checkbox"/>	<input type="checkbox"/>	<input type="checkbox"/>	No chemical waste was generated
4.29	Disposal of chemical waste via a facility licensed to receive chemical waste, such as the Chemical Waste Treatment Facility at Tsing Yi, which offers a chemical waste collection service and can supply the necessary storage containers or a waste recycling plant approved by EPD.	<input checked="" type="checkbox"/>	<input type="checkbox"/>	<input type="checkbox"/>	<input type="checkbox"/>	No chemical waste was generated
5.00 Landscape and Visual (Construction Phase)						
5.01	Do site offices have olive green roof and façade coating or colour that match with existing environment?	<input type="checkbox"/>	<input type="checkbox"/>	<input checked="" type="checkbox"/>	<input type="checkbox"/>	_____
5.02	Are site offices and the construction yard decommissioned after construction?	<input checked="" type="checkbox"/>	<input type="checkbox"/>	<input type="checkbox"/>	<input type="checkbox"/>	The construction has not been completed
5.03	The height of site offices, including the rooftop does not exceed 10m, except building services equipment such as antennas, which exceeds 10 m but is coated in black.	<input type="checkbox"/>	<input type="checkbox"/>	<input checked="" type="checkbox"/>	<input type="checkbox"/>	_____

Contract no. AL G513 Expansion of Wo Hop Shek Crematorium

	Environmental Mitigation Measures	N/A*	N/O*	Yes*	No*	Photo/Remarks
5.04	Is site hoarding with 2.4m height and colour in harmony with the surrounding environment erected along the site boundary until the completion of relevant construction phases?	<input type="checkbox"/>	<input type="checkbox"/>	<input checked="" type="checkbox"/>	<input type="checkbox"/>	_____
5.05	Are construction plants and building materials orderly and carefully stored to appear neat and avoid visibility from outside where practical?	<input type="checkbox"/>	<input type="checkbox"/>	<input checked="" type="checkbox"/>	<input type="checkbox"/>	_____
5.06	Are excess materials removed from site as soon as practical?	<input type="checkbox"/>	<input type="checkbox"/>	<input checked="" type="checkbox"/>	<input type="checkbox"/>	_____
5.07	Are all construction plants removed from site upon completion of construction works?	<input type="checkbox"/>	<input type="checkbox"/>	<input checked="" type="checkbox"/>	<input type="checkbox"/>	_____
5.08	Are construction lights oriented away from the viewing location of VSRs?	<input type="checkbox"/>	<input checked="" type="checkbox"/>	<input type="checkbox"/>	<input type="checkbox"/>	_____
5.09	Are all lightings facing sensitive receiver installed with frosted diffusers and reflective covers?	<input type="checkbox"/>	<input checked="" type="checkbox"/>	<input type="checkbox"/>	<input type="checkbox"/>	_____
5.10	Trees that require removal are transplanted on site if practical. If not practical, these trees will be transplanted in locations within the vicinity as approved by the Architect.	<input type="checkbox"/>	<input type="checkbox"/>	<input checked="" type="checkbox"/>	<input type="checkbox"/>	_____
5.11	Planting works are carried out under the supervision of a specialist landscape specialist.	<input checked="" type="checkbox"/>	<input type="checkbox"/>	<input type="checkbox"/>	<input type="checkbox"/>	No planting work
5.12	The rooftop of the cremation plant room is planted with lawn.	<input checked="" type="checkbox"/>	<input type="checkbox"/>	<input type="checkbox"/>	<input type="checkbox"/>	The cremation plant room has not been planted
5.13	New trees, shrubs and groundcover are carefully selected and designed to homogenize with the environment.	<input checked="" type="checkbox"/>	<input type="checkbox"/>	<input type="checkbox"/>	<input type="checkbox"/>	No planting work
5.14	No tree is transplanted or felled without prior approval by relevant Government departments.	<input type="checkbox"/>	<input type="checkbox"/>	<input checked="" type="checkbox"/>	<input type="checkbox"/>	_____
5.15	All trees that are marked for retention are fenced off with a 1.2m high fence around the dripline of trees or larger area as far as feasible.	<input type="checkbox"/>	<input type="checkbox"/>	<input checked="" type="checkbox"/>	<input type="checkbox"/>	_____
5.16	Transplant preparation works are carried out as soon as possible after the commencement of construction. Over-pruning such as hard pruning of tree crown, pollarding or topping are avoided. Rootball and crown pruning are carried out over at least 3 months.	<input type="checkbox"/>	<input type="checkbox"/>	<input checked="" type="checkbox"/>	<input type="checkbox"/>	_____
5.17	Existing shrub and ground cover planting areas that will not be removed are maintained in good condition and enhanced if practical.	<input type="checkbox"/>	<input type="checkbox"/>	<input checked="" type="checkbox"/>	<input type="checkbox"/>	_____
5.18	The chimney has been designed to have sculptural outlook and articulated. It is kept in proportion with the rest of the building.	<input checked="" type="checkbox"/>	<input type="checkbox"/>	<input type="checkbox"/>	<input type="checkbox"/>	The chimney has not been constructed
5.19	The chimney stack is designed to locate at the least conspicuous location of the site to VSRs.	<input checked="" type="checkbox"/>	<input type="checkbox"/>	<input type="checkbox"/>	<input type="checkbox"/>	The chimney has not been constructed

Contract no. AL G513 Expansion of Wo Hop Shek Crematorium

	Environmental Mitigation Measures	N/A*	N/O*	Yes*	No*	Photo/Remarks
5.20	Bi-weekly checking would be performed on the nine Terminalia mantaly trees within and outside the works area of the Project, or otherwise if the transplantations are not carried out according to the plan.	<input type="checkbox"/>	<input type="checkbox"/>	<input checked="" type="checkbox"/>	<input type="checkbox"/>	_____
5.21	Are silting traps installed to minimize silting to streams?	<input type="checkbox"/>	<input type="checkbox"/>	<input checked="" type="checkbox"/>	<input type="checkbox"/>	_____
5.22	Is the tree compensation to tree loss ratio at least 1:1 in term of quantity? About 100 trees will be planted to compensate for the loss of 54 trees. 100 trees will be planted on site and others, in locations within the vicinity approved by the Architect	<input checked="" type="checkbox"/>	<input type="checkbox"/>	<input type="checkbox"/>	<input type="checkbox"/>	<u>No planting work</u>
5.23	Is amenity planting for open spaces included in the Project?	<input checked="" type="checkbox"/>	<input type="checkbox"/>	<input type="checkbox"/>	<input type="checkbox"/>	<u>No planting work</u>
5.24	Is screen planting such as planting a row of trees along the site boundary butting Kiu Tau Road carried out?	<input checked="" type="checkbox"/>	<input type="checkbox"/>	<input type="checkbox"/>	<input type="checkbox"/>	<u>No planting work</u>
5.25	Woodland mix, comprising of tree seedlings and shrubs, are planted within the Wo Hop Shek Cemetery to enhance the ecological value and compensatory of tree loss.	<input checked="" type="checkbox"/>	<input type="checkbox"/>	<input type="checkbox"/>	<input type="checkbox"/>	<u>No planting work</u>
5.26	Is the 10m height headroom cremation plant room half-sunken to reduce the visual impact to pedestrians?	<input checked="" type="checkbox"/>	<input type="checkbox"/>	<input type="checkbox"/>	<input type="checkbox"/>	<u>The cremation plant room has not be completed</u>
6.00	Water Quality (Construction Phase)					
6.01	Wastewater is properly treated to meet the discharge standards set out in the relevant Water Pollution Control Ordinance (WPCO) discharge licence. No direct discharge of site runoff into the two streams is allowed.	<input type="checkbox"/>	<input type="checkbox"/>	<input checked="" type="checkbox"/>	<input type="checkbox"/>	_____
6.02	Perimeter channels are provided to intercept storm runoff from outside the site. The channels are constructed in advance of site formation works and earthworks.	<input type="checkbox"/>	<input type="checkbox"/>	<input checked="" type="checkbox"/>	<input type="checkbox"/>	_____
6.03	Sand/silt removal facilities such as sand traps, silt traps and sediment basins are provided to remove sand/silt particles from runoff to meet the requirements of the Technical Memorandum standard under the WPCO.	<input type="checkbox"/>	<input type="checkbox"/>	<input checked="" type="checkbox"/>	<input type="checkbox"/>	_____
6.04	Works are carefully programmed to minimise soil excavation works during rainy seasons.	<input type="checkbox"/>	<input type="checkbox"/>	<input checked="" type="checkbox"/>	<input type="checkbox"/>	_____
6.05	Exposed soil surfaces are protected by paving as soon as possible to reduce the potential of soil erosion.	<input type="checkbox"/>	<input type="checkbox"/>	<input checked="" type="checkbox"/>	<input type="checkbox"/>	_____
6.06	Temporary access roads are protected by crushed gravel and exposed slope surfaces are protected when rainstorms are likely to occur.	<input type="checkbox"/>	<input type="checkbox"/>	<input checked="" type="checkbox"/>	<input type="checkbox"/>	_____
6.07	Trench excavation is avoided in the wet season as far as practicable, and if necessary, these trenches are excavated and backfilled in short sections.	<input type="checkbox"/>	<input type="checkbox"/>	<input checked="" type="checkbox"/>	<input type="checkbox"/>	_____
6.08	Open stockpiles of construction materials on site are covered with tarpaulin or similar fabric during rainstorms.	<input type="checkbox"/>	<input type="checkbox"/>	<input checked="" type="checkbox"/>	<input type="checkbox"/>	_____

Contract no. AL G513 Expansion of Wo Hop Shek Crematorium

	Environmental Mitigation Measures	N/A*	N/O*	Yes*	No*	Photo/Remarks
6.09	Sand and silt in the wash water from the wheel from the wheel washing facility are settled out and removed before discharging into the storm drain.	<input type="checkbox"/>	<input type="checkbox"/>	<input checked="" type="checkbox"/>	<input type="checkbox"/>	_____
6.10	Oil interceptor is provided in the drainage system and regularly emptied to prevent the release of oil and grease into the storm drainage system after accidental spillage.	<input type="checkbox"/>	<input type="checkbox"/>	<input checked="" type="checkbox"/>	<input type="checkbox"/>	_____
6.11	Debris and rubbishes generated on site are collected, handled and disposed of properly to avoid them entering the two streams.	<input type="checkbox"/>	<input type="checkbox"/>	<input checked="" type="checkbox"/>	<input type="checkbox"/>	_____
6.12	All fuel tanks and storage areas are provided with locks and be sited on sealed areas, within bunds of a capacity equal to 110% of the storage capacity of the largest tank.	<input type="checkbox"/>	<input type="checkbox"/>	<input checked="" type="checkbox"/>	<input type="checkbox"/>	_____
6.13	Open storm water drains and culverts near the works area are covered to block the entrance of large debris and refuse.	<input type="checkbox"/>	<input type="checkbox"/>	<input checked="" type="checkbox"/>	<input type="checkbox"/>	_____
6.14	Portable chemical toilets handle the sewage from construction work force if the existing toilets in the Site are not adequate. Licensed contractors who are responsible for appropriate disposal and maintenance of these facilities provide appropriate and adequate portable toilets.	<input type="checkbox"/>	<input type="checkbox"/>	<input checked="" type="checkbox"/>	<input type="checkbox"/>	_____
6.15	Sheet piling is provided at suitable location around the basement excavation to reduce the effect of lowering the water table from any dewatering process. Any discharge of groundwater pumped out from any dewatering process of the construction works is treated to comply with the standards set in the relevant discharge licence prior discharge. No discharge of the groundwater is allowed into the two streams.	<input checked="" type="checkbox"/>	<input type="checkbox"/>	<input type="checkbox"/>	<input type="checkbox"/>	<u>No groundwater is generated</u>
7.00	Ecology (Construction Phase)					
7.01	Any affected trees are transplanted to grassland / scrubland within the Wo Hop Shek Cemetery.	<input type="checkbox"/>	<input type="checkbox"/>	<input checked="" type="checkbox"/>	<input type="checkbox"/>	_____
7.02	Temporary accesses to the work sites are carefully planned and located to minimise disturbance caused to the streams and nearby habitats.	<input type="checkbox"/>	<input type="checkbox"/>	<input checked="" type="checkbox"/>	<input type="checkbox"/>	_____
7.03	Less or smaller construction plants are used to reduce disturbance to the nearby habitats.	<input type="checkbox"/>	<input type="checkbox"/>	<input checked="" type="checkbox"/>	<input type="checkbox"/>	_____
7.04	Vehicles and other plants are carefully maintained and properly used to minimise the chance for accidental spillage.	<input type="checkbox"/>	<input type="checkbox"/>	<input checked="" type="checkbox"/>	<input type="checkbox"/>	_____
7.05	Any spillages that do occur are quickly identified and appropriately cleaned up before they can contaminate streams or groundwater.	<input checked="" type="checkbox"/>	<input type="checkbox"/>	<input type="checkbox"/>	<input type="checkbox"/>	<u>No spillage occurred</u>
7.06	Basement formation or any construction activities likely to pump out a large quantity of groundwater are protected with sheet-piling at suitable locations around the basement footprint, or by any like method.	<input checked="" type="checkbox"/>	<input type="checkbox"/>	<input type="checkbox"/>	<input type="checkbox"/>	<u>No groundwater has generated</u>
7.07	No groundwater is pumped back to the two stream courses to protect the natural integrity of the stream habitat and the associated organism.	<input checked="" type="checkbox"/>	<input type="checkbox"/>	<input type="checkbox"/>	<input type="checkbox"/>	<u>No groundwater was generated!</u>

Contract no. AL G513 Expansion of Wo Hop Shek Crematorium

	Environmental Mitigation Measures	N/A*	N/O*	Yes*	No*	Photo/Remarks
7.08	Sturdy 1.8 metres protective fencings are located at the edge of the tree canopy but not around the trunk.	<input type="checkbox"/>	<input type="checkbox"/>	<input checked="" type="checkbox"/>	<input type="checkbox"/>	_____
7.09	Works beneath the tree canopy are avoided. If encroachment under the canopy area is unavoidable, adequate protections are provided to ensure no damage of any part of the tree would occur due to the encroachment.	<input type="checkbox"/>	<input type="checkbox"/>	<input checked="" type="checkbox"/>	<input type="checkbox"/>	_____
7.10	Any tree transplanting and planting works are implemented by an approved Landscape Contractor. Quality control of the work is undertaken by a qualified Landscape Architect through site inspections and approval of works.	<input type="checkbox"/>	<input type="checkbox"/>	<input checked="" type="checkbox"/>	<input type="checkbox"/>	_____
7.11	Construction works are restricted within works area which are clearly defined.	<input type="checkbox"/>	<input type="checkbox"/>	<input checked="" type="checkbox"/>	<input type="checkbox"/>	_____
7.12	Woodland or other habitats that are affected by the construction works are well-defined and minimised.	<input type="checkbox"/>	<input type="checkbox"/>	<input checked="" type="checkbox"/>	<input type="checkbox"/>	_____
7.13	Human inference to habitats beyond the site boundary and habitats proposed to be retained are avoided by providing temporary barricades.	<input type="checkbox"/>	<input type="checkbox"/>	<input checked="" type="checkbox"/>	<input type="checkbox"/>	_____
7.14	Works area is reinstated immediately after completion of the construction.	<input type="checkbox"/>	<input type="checkbox"/>	<input checked="" type="checkbox"/>	<input type="checkbox"/>	_____
7.15	Uncontrolled burning of refuse is strictly prohibited. Appropriate fire control measures are provided in order to protect nearby habitats.	<input type="checkbox"/>	<input type="checkbox"/>	<input checked="" type="checkbox"/>	<input type="checkbox"/>	_____
7.16	Trees requiring transplantation or protection are identified based on the information illustrated in the Tree Survey Report.	<input type="checkbox"/>	<input type="checkbox"/>	<input checked="" type="checkbox"/>	<input type="checkbox"/>	_____
7.17	Is layout of the Project carefully designed to avoid or minimize the area of habitat loss and the numbers of trees to be felled?	<input type="checkbox"/>	<input type="checkbox"/>	<input checked="" type="checkbox"/>	<input type="checkbox"/>	_____
7.18	All trees are preserved as far as possible, especially species of conservation concern. Recommendations provided in the Tree Survey Report to mitigate impacts on trees shall be followed.	<input type="checkbox"/>	<input type="checkbox"/>	<input checked="" type="checkbox"/>	<input type="checkbox"/>	_____
7.19	Disturbance to the two plant species of conservation concern, namely Aquilaria sinensis and Cibotium barometz, is avoided. Where removal of these species is unavoidable, it is recommended to transplant them to habitats with similar conditions. Following transplantation, regular monitoring of these plants is conducted by a suitable qualified botanist / horticulturist over a 12-month period;	<input type="checkbox"/>	<input type="checkbox"/>	<input checked="" type="checkbox"/>	<input type="checkbox"/>	_____
7.20	Compensatory planting of the felled trees follows the Technical Circular No. 3/2006 issued by ETWB.	<input checked="" type="checkbox"/>	<input type="checkbox"/>	<input type="checkbox"/>	<input type="checkbox"/>	No planting work
7.21	The Site inside or in the proximity of the streams and nearby habitats is temporarily isolated, by placing of sandbags or silt curtains with lead edge at the bottom and properly supported props, to prevent adverse impacts on these areas.	<input type="checkbox"/>	<input type="checkbox"/>	<input checked="" type="checkbox"/>	<input type="checkbox"/>	_____

Contract no. AL G513 Expansion of Wo Hop Shek Crematorium

	Environmental Mitigation Measures	N/A*	N/O*	Yes*	No*	Photo/Remarks
7.22	Appropriate storage locations are situated well away from the streams and nearby habitats for the temporary storage of materials (e.g. equipment, filling materials, chemicals and fuel) and temporary stockpile of construction debris and spoil are identified before commencement of the works.	<input type="checkbox"/>	<input type="checkbox"/>	<input checked="" type="checkbox"/>	<input type="checkbox"/>	_____
7.23	Stockpiling of construction materials, are covered and located away from the streams and nearby habitats.	<input type="checkbox"/>	<input type="checkbox"/>	<input checked="" type="checkbox"/>	<input type="checkbox"/>	_____
7.24	Construction debris and spoil are covered up and/or properly disposed of as soon as possible to avoid being washed into the streams and nearby habitats by rain.	<input type="checkbox"/>	<input type="checkbox"/>	<input checked="" type="checkbox"/>	<input type="checkbox"/>	_____
7.25	Construction effluent, site runoff and sewage is properly collected and/or treated.	<input type="checkbox"/>	<input type="checkbox"/>	<input checked="" type="checkbox"/>	<input type="checkbox"/>	_____
7.26	Proper locations for discharge outlets of any wastewater treatment facilities well away from the streams and nearby habitats are identified.	<input type="checkbox"/>	<input type="checkbox"/>	<input checked="" type="checkbox"/>	<input type="checkbox"/>	_____
7.27	Vehicles and other plant are carefully maintained and properly used to minimise the chance for accidental spillage.	<input type="checkbox"/>	<input type="checkbox"/>	<input checked="" type="checkbox"/>	<input type="checkbox"/>	_____
7.28	Temporary geo-textile silt fences around earth moving works are erected to trap any sediments being washed away and prevent them from entering surrounding areas.	<input type="checkbox"/>	<input type="checkbox"/>	<input checked="" type="checkbox"/>	<input type="checkbox"/>	_____
7.29	Exposed soil or other loose materials are covered with tarpaulins to prevent erosion, and then seeded and covered with a biodegradable geotextile blanket for erosion control purposes.	<input type="checkbox"/>	<input type="checkbox"/>	<input checked="" type="checkbox"/>	<input type="checkbox"/>	_____

*Remarks: N/A = Not applicable at current stage

N/O = Not observed in the site walk

Yes = Compliance

No = Non-compliance

Contract no. AL G513 Expansion of Wo Hop Shek Crematorium

Remark / Follow up of Observation(s) and Non-compliance(s) of Last Weekly Site Inspection:

Observation (s):

Nil

Remind (s):

Nil

Note: Figure 4.5 regarding clause 3.6 of EP have been displayed at the entrance of the site.

Signatures:

ET

Contractor's

Architect's

IEC's

Representative

Representative

Representative

Representative

(Name: Kwong Kin Heng)
Johny

(Name: M. Y. WONG)

(Name: N. S. Yeung)

(Name:)

Contract no. AL G513 Expansion of Wo Hop Shek Crematorium

WEEKLY ENVIRONMENTAL INSPECTION CHECKLIST

Inspection Date: 14 Dec 2020

Inspected by:

ET: X.H. Kwong

AR: L. Wong

Inspection Time: 10:00

Contractor: M.Y. Wong

IEC: Bryan Yung

Weather

Condition ☐ Sunny ☒ Fine ☐ Overcast ☐ Drizzle ☐ Rain ☐ Storm ☐ Hazy
Temperature 17 °C Humidity ☐ High ☒ Moderate ☐ Low
Wind ☐ Calm ☒ Light ☐ Breeze ☐ Strong

	Environmental Mitigation Measures	N/A*	N/O*	Yes*	No*	Photo/Remarks
1.00	Air (Construction Phase)					
1.01	Vehicle washing facilities (including a high pressure water jet) were provided at every discernible or designated vehicle exit point.	<input type="checkbox"/>	<input type="checkbox"/>	<input checked="" type="checkbox"/>	<input type="checkbox"/>	
1.02	Road between the washing facilities and the exit point is paved with concrete, bituminous or hardcore material.	<input type="checkbox"/>	<input type="checkbox"/>	<input checked="" type="checkbox"/>	<input type="checkbox"/>	
1.03	Every main haul road is paved with concrete, bituminous hardcore materials or metal plates, and kept clear of dusty materials. Or unpaved haul roads and areas are sprayed with water to keep the entire road surface wet.	<input type="checkbox"/>	<input type="checkbox"/>	<input checked="" type="checkbox"/>	<input type="checkbox"/>	
1.04	Stockpile of dusty material including demolished items is either: a) covered entirely by impervious sheeting, or b) placed in an area sheltered on the top and the three sides, or c) sprayed with water or a dust suppression chemical so as to maintain the entire surface wet.	<input type="checkbox"/>	<input type="checkbox"/>	<input checked="" type="checkbox"/>	<input type="checkbox"/>	
1.05	Exposed earth is properly treated by compaction, hydroseeding, vegetation planting or seating with latex, vinyl, bitumen within six months after the last construction activity on the site or part of the site where the exposed earth lies.	<input type="checkbox"/>	<input type="checkbox"/>	<input checked="" type="checkbox"/>	<input type="checkbox"/>	
1.06	Water is sprayed to all dusty materials before loading or transfer operation.	<input type="checkbox"/>	<input type="checkbox"/>	<input checked="" type="checkbox"/>	<input type="checkbox"/>	
1.07	Any debris is covered entirely by impervious sheeting or stored in a debris collection area sheltered on the top and the three sides.	<input type="checkbox"/>	<input type="checkbox"/>	<input checked="" type="checkbox"/>	<input type="checkbox"/>	
1.08	Water is sprayed to debris before it is dumped into a chute.	<input type="checkbox"/>	<input type="checkbox"/>	<input checked="" type="checkbox"/>	<input type="checkbox"/>	
1.09	Vehicles for transporting dusty materials/spoils are covered with tarpaulin or similar material. The cover extends over the edges of the sides and tailboards.	<input type="checkbox"/>	<input type="checkbox"/>	<input checked="" type="checkbox"/>	<input type="checkbox"/>	
1.10	Water is sprayed immediately to the working area for uprooting of trees, shrubs, or vegetation or the removal of boulders, pole, pillars before, during and after the operation.	<input type="checkbox"/>	<input type="checkbox"/>	<input checked="" type="checkbox"/>	<input type="checkbox"/>	
1.11	Workers at all levels are co-operative to avoid dust generation and dispersion to the surrounding environment.	<input type="checkbox"/>	<input type="checkbox"/>	<input checked="" type="checkbox"/>	<input type="checkbox"/>	
2.00	Noise (Construction Phase)					

Contract no. AL G513 Expansion of Wo Hop Shek Crematorium

	Environmental Mitigation Measures	N/A*	N/O*	Yes*	No*	Photo/Remarks
2.01	Only well-maintained plant is operated on site and the plant should be regularly serviced during the construction works..	<input type="checkbox"/>	<input type="checkbox"/>	<input checked="" type="checkbox"/>	<input type="checkbox"/>	_____
2.02	Plant used intermittently is turned off or throttled down when not in active use.	<input type="checkbox"/>	<input type="checkbox"/>	<input checked="" type="checkbox"/>	<input type="checkbox"/>	_____
2.03	Plant that emits noise strongly in one direction is oriented to face away from NSRs.	<input type="checkbox"/>	<input type="checkbox"/>	<input checked="" type="checkbox"/>	<input type="checkbox"/>	_____
2.04	Silencers, mufflers and enclosures for plant are applied where possible and maintained adequately throughout the works	<input type="checkbox"/>	<input type="checkbox"/>	<input checked="" type="checkbox"/>	<input type="checkbox"/>	_____
2.05	Where possible, mobile plant is sited away from NSRs	<input type="checkbox"/>	<input type="checkbox"/>	<input checked="" type="checkbox"/>	<input type="checkbox"/>	_____
2.06	PME is well maintained and used properly on site to minimise any excessive noise generated.	<input type="checkbox"/>	<input type="checkbox"/>	<input checked="" type="checkbox"/>	<input type="checkbox"/>	_____
2.07	Stockpiles of excavated materials and other structures such as site buildings should be used effectively to screen noise from the works.	<input type="checkbox"/>	<input type="checkbox"/>	<input checked="" type="checkbox"/>	<input type="checkbox"/>	_____
3.00	Land Contamination (Construction Phase)					
	N/A to the Phase III development					
4.00	Waste Management (Construction Phase)					
4.01	The necessary waste disposal permits from the appropriate authorities are obtained, in accordance with the Waste Disposal Ordinance (Cap. 354), Waste Disposal (Chemical Waste) (General) Regulation and the Land (Miscellaneous Provision) Ordinance (Cap. 28).	<input type="checkbox"/>	<input type="checkbox"/>	<input checked="" type="checkbox"/>	<input type="checkbox"/>	_____
4.02	A billing account with EPD for disposal of construction waste is obtained.	<input type="checkbox"/>	<input type="checkbox"/>	<input checked="" type="checkbox"/>	<input type="checkbox"/>	_____
4.03	A Waste Management Plan (WMP), incorporated in an Environmental Management Plan (EMP) is prepared and submitted to the Engineer/Supervising Officer for approval. Reference is made to Environment, Transport and Works Bureau Technical Circular (Works) (ETWB TCW) 19/2005.	<input type="checkbox"/>	<input type="checkbox"/>	<input checked="" type="checkbox"/>	<input type="checkbox"/>	_____
4.04	An approved person to be responsible for good site practice is nominated, including arrangements for collection and effective disposal to an appropriate facility of all wastes generated at the site.	<input type="checkbox"/>	<input type="checkbox"/>	<input checked="" type="checkbox"/>	<input type="checkbox"/>	_____
4.05	Is authorised or licensed waste hauler used to collect specific category of waste?	<input type="checkbox"/>	<input type="checkbox"/>	<input checked="" type="checkbox"/>	<input type="checkbox"/>	_____
4.06	A trip-ticket system is included as one of the contractual requirements and implemented by the Environmental Team to monitor the disposal of C&D and solid wastes at public filling facilities and landfills, and to control fly tipping. Reference is made to ETWB TCW No. 31/2004.	<input type="checkbox"/>	<input type="checkbox"/>	<input checked="" type="checkbox"/>	<input type="checkbox"/>	_____
4.07	Training of site personnel in proper waste management and chemical waste handling procedures.	<input type="checkbox"/>	<input type="checkbox"/>	<input checked="" type="checkbox"/>	<input type="checkbox"/>	_____

Contract no. AL G513 Expansion of Wo Hop Shek Crematorium

	Environmental Mitigation Measures	N/A*	N/O*	Yes*	No*	Photo/Remarks
4.08	Is routine cleaning and maintenance programme for drainage systems, sumps and oil interceptors conducted?	<input type="checkbox"/>	<input type="checkbox"/>	<input checked="" type="checkbox"/>	<input type="checkbox"/>	_____
4.09	Are sufficient waste disposal points and regular collection for disposal provided?	<input type="checkbox"/>	<input type="checkbox"/>	<input checked="" type="checkbox"/>	<input type="checkbox"/>	_____
4.10	Are appropriate measures to minimise windblown litter and dust during transportation of waste, such as covering trucks or transporting wastes in enclosed containers adopted?	<input type="checkbox"/>	<input type="checkbox"/>	<input checked="" type="checkbox"/>	<input type="checkbox"/>	_____
4.11	Is recording system for the amount of wastes generated, recycled and disposed of (including the disposal sites) implemented?	<input type="checkbox"/>	<input type="checkbox"/>	<input checked="" type="checkbox"/>	<input type="checkbox"/>	_____
4.12	Segregation and storage of different types of waste in different containers, skips or stockpiles to enhance reuse or recycling of materials and their proper disposal.	<input type="checkbox"/>	<input type="checkbox"/>	<input checked="" type="checkbox"/>	<input type="checkbox"/>	_____
4.13	Encourage collection of aluminium cans, plastic bottles and packaging material (e.g. carton boxes) and office paper by individual collectors. Separately labelled bins are provided to help segregate this waste from other general refuse generated by the work force.	<input type="checkbox"/>	<input type="checkbox"/>	<input checked="" type="checkbox"/>	<input type="checkbox"/>	_____
4.14	Are C&D materials reused when possible to reduce the amount of C&D material/waste?	<input type="checkbox"/>	<input type="checkbox"/>	<input checked="" type="checkbox"/>	<input type="checkbox"/>	_____
4.15	Are wood, steel and other metals separated for reuse and / or recycling prior to disposal of C&D waste to minimise the quantity of waste to be disposed of to landfill?	<input type="checkbox"/>	<input type="checkbox"/>	<input checked="" type="checkbox"/>	<input type="checkbox"/>	_____
4.16	Minimise the potential for damage or contamination of construction material by having proper storage and site practices.	<input type="checkbox"/>	<input type="checkbox"/>	<input checked="" type="checkbox"/>	<input type="checkbox"/>	_____
4.17	Plan and stock construction materials carefully to minimise the amount of surplus materials.	<input type="checkbox"/>	<input type="checkbox"/>	<input checked="" type="checkbox"/>	<input type="checkbox"/>	_____
4.18	Rock and soil generated from excavation are reused for site formation and excavated material from foundation work reused for landscaping as far as practicable to avoid disposal off-site.	<input type="checkbox"/>	<input type="checkbox"/>	<input checked="" type="checkbox"/>	<input type="checkbox"/>	_____
4.19	Is reuse of the public fill and C&D waste practiced on site as far as practicable?	<input type="checkbox"/>	<input type="checkbox"/>	<input checked="" type="checkbox"/>	<input type="checkbox"/>	_____
4.20	The handling of C&D materials is governed by WBTC No. 2/93. Inert C&D material (public fill) is directed to an approved public filling area or reclamation site, where it has the benefit of offsetting the need for removal of materials from borrow areas for reclamation purposes and helps to reduce the pressure on landfill sites.	<input type="checkbox"/>	<input type="checkbox"/>	<input checked="" type="checkbox"/>	<input type="checkbox"/>	_____
4.21	Are individuals or companies who deliver public fill to public filling areas obtained dumping licences?	<input type="checkbox"/>	<input type="checkbox"/>	<input checked="" type="checkbox"/>	<input type="checkbox"/>	_____

Contract no. AL G513 Expansion of Wo Hop Shek Crematorium

	Environmental Mitigation Measures	N/A*	N/O*	Yes*	No*	Photo/Remarks
4.22	Are careful design, planning and good site management adopted to minimise overordering and generation of waste materials such as concrete, mortar and cement grouts? The design of formwork maximise the use of standard wooden or metal panels so that high reuse levels can be achieved. Alternatives such as steel formwork, plastic fencing and reusable site office structures are considered to increase the potential for reuse and minimize C&D waste generation.	<input type="checkbox"/>	<input type="checkbox"/>	<input checked="" type="checkbox"/>	<input type="checkbox"/>	_____
4.23	The contractor uses as much as possible of the C&D material on-site. Proper segregation of waste types on site will increase the feasibility of certain components of the waste stream by recycling contractors.	<input type="checkbox"/>	<input type="checkbox"/>	<input checked="" type="checkbox"/>	<input type="checkbox"/>	_____
4.24	General refuse is stored in enclosed bins or compaction units separate from C&D and chemical wastes. A reputable waste collector is employed by the Contractor to remove general refuse from the site, separately from C&D and chemical wastes, on a daily or every second day basis to minimise odour, pest and litter impacts.	<input type="checkbox"/>	<input type="checkbox"/>	<input checked="" type="checkbox"/>	<input type="checkbox"/>	_____
Chemical Waste						
4.25	Contractor registers with the EPD as chemical waste producer if any chemical waste is generated	<input type="checkbox"/>	<input type="checkbox"/>	<input checked="" type="checkbox"/>	<input type="checkbox"/>	_____
4.26	All the chemical waste is handled according to the Code of Practice on the Packaging, Labelling and Storage of Chemical Wastes. The chemical waste is stored and collected by an approved contractor for disposal at a licensed facility in accordance with the Waste Disposal (Chemical Waste) (General) Regulation.	<input checked="" type="checkbox"/>	<input type="checkbox"/>	<input type="checkbox"/>	<input type="checkbox"/>	No chemical waste was generated
4.27	Principles of reuse and recycle chemical waste on site as far as practicable is adopted by the contractor.	<input checked="" type="checkbox"/>	<input type="checkbox"/>	<input type="checkbox"/>	<input type="checkbox"/>	No chemical waste was generated
4.28	Are unused chemicals or those with remaining functional capacity reused as far as practicable?	<input checked="" type="checkbox"/>	<input type="checkbox"/>	<input type="checkbox"/>	<input type="checkbox"/>	No chemical waste was generated
4.29	Disposal of chemical waste via a facility licensed to receive chemical waste, such as the Chemical Waste Treatment Facility at Tsing Yi, which offers a chemical waste collection service and can supply the necessary storage containers or a waste recycling plant approved by EPD.	<input checked="" type="checkbox"/>	<input type="checkbox"/>	<input type="checkbox"/>	<input type="checkbox"/>	No chemical waste was generated.
5.00	Landscape and Visual (Construction Phase)					
5.01	Do site offices have olive green roof and façade coating or colour that match with existing environment?	<input type="checkbox"/>	<input type="checkbox"/>	<input checked="" type="checkbox"/>	<input type="checkbox"/>	_____
5.02	Are site offices and the construction yard decommissioned after construction?	<input checked="" type="checkbox"/>	<input type="checkbox"/>	<input type="checkbox"/>	<input type="checkbox"/>	The construction has not been completed
5.03	The height of site offices, including the rooftop does not exceed 10m, except building services equipment such as antennas, which exceeds 10 m but is coated in black.	<input type="checkbox"/>	<input type="checkbox"/>	<input checked="" type="checkbox"/>	<input type="checkbox"/>	_____

Contract no. AL G513 Expansion of Wo Hop Shek Crematorium

	Environmental Mitigation Measures	N/A*	N/O*	Yes*	No*	Photo/Remarks
5.04	Is site hoarding with 2.4m height and colour in harmony with the surrounding environment erected along the site boundary until the completion of relevant construction phases?	<input type="checkbox"/>	<input type="checkbox"/>	<input checked="" type="checkbox"/>	<input type="checkbox"/>	_____
5.05	Are construction plants and building materials orderly and carefully stored to appear neat and avoid visibility from outside where practical?	<input type="checkbox"/>	<input type="checkbox"/>	<input checked="" type="checkbox"/>	<input type="checkbox"/>	_____
5.06	Are excess materials removed from site as soon as practical?	<input type="checkbox"/>	<input type="checkbox"/>	<input checked="" type="checkbox"/>	<input type="checkbox"/>	_____
5.07	Are all construction plants removed from site upon completion of construction works?	<input checked="" type="checkbox"/>	<input type="checkbox"/>	<input type="checkbox"/>	<input type="checkbox"/>	The construction has not been completed.
5.08	Are construction lights oriented away from the viewing location of VSRs?	<input type="checkbox"/>	<input checked="" type="checkbox"/>	<input type="checkbox"/>	<input type="checkbox"/>	_____
5.09	Are all lightings facing sensitive receiver installed with frosted diffusers and reflective covers?	<input type="checkbox"/>	<input checked="" type="checkbox"/>	<input type="checkbox"/>	<input type="checkbox"/>	_____
5.10	Trees that require removal are transplanted on site if practical. If not practical, these trees will be transplanted in locations within the vicinity as approved by the Architect.	<input type="checkbox"/>	<input type="checkbox"/>	<input checked="" type="checkbox"/>	<input type="checkbox"/>	_____
5.11	Planting works are carried out under the supervision of a specialist landscape specialist.	<input checked="" type="checkbox"/>	<input type="checkbox"/>	<input type="checkbox"/>	<input type="checkbox"/>	No planting work.
5.12	The rooftop of the cremation plant room is planted with lawn.	<input checked="" type="checkbox"/>	<input type="checkbox"/>	<input type="checkbox"/>	<input type="checkbox"/>	The cremation plant room has not been confirmed.
5.13	New trees, shrubs and groundcover are carefully selected and designed to homogenize with the environment.	<input checked="" type="checkbox"/>	<input type="checkbox"/>	<input type="checkbox"/>	<input type="checkbox"/>	No planting work.
5.14	No tree is transplanted or felled without prior approval by relevant Government departments.	<input type="checkbox"/>	<input type="checkbox"/>	<input checked="" type="checkbox"/>	<input type="checkbox"/>	_____
5.15	All trees that are marked for retention are fenced off with a 1.2m high fence around the dripline of trees or larger area as far as feasible.	<input type="checkbox"/>	<input type="checkbox"/>	<input checked="" type="checkbox"/>	<input type="checkbox"/>	_____
5.16	Transplant preparation works are carried out as soon as possible after the commencement of construction. Over-pruning such as hard pruning of tree crown, pollarding or topping are avoided. Rootball and crown pruning are carried out over at least 3 months.	<input type="checkbox"/>	<input type="checkbox"/>	<input checked="" type="checkbox"/>	<input type="checkbox"/>	_____
5.17	Existing shrub and ground cover planting areas that will not be removed are maintained in good condition and enhanced if practical.	<input type="checkbox"/>	<input type="checkbox"/>	<input checked="" type="checkbox"/>	<input type="checkbox"/>	_____
5.18	The chimney has been designed to have sculptural outlook and articulated. It is kept in proportion with the rest of the building.	<input checked="" type="checkbox"/>	<input type="checkbox"/>	<input type="checkbox"/>	<input type="checkbox"/>	The chimney has not been confirmed.
5.19	The chimney stack is designed to locate at the least conspicuous location of the site to VSRs.	<input checked="" type="checkbox"/>	<input type="checkbox"/>	<input type="checkbox"/>	<input type="checkbox"/>	The chimney has not been confirmed.

Contract no. AL G513 Expansion of Wo Hop Shek Crematorium

	Environmental Mitigation Measures	N/A*	N/O*	Yes*	No*	Photo/Remarks
5.20	Bi-weekly checking would be performed on the nine Terminalia mantaly trees within and outside the works area of the Project, or otherwise if the transplantations are not carried out according to the plan.	<input type="checkbox"/>	<input type="checkbox"/>	<input checked="" type="checkbox"/>	<input type="checkbox"/>	_____
5.21	Are silting traps installed to minimize silting to streams?	<input type="checkbox"/>	<input type="checkbox"/>	<input checked="" type="checkbox"/>	<input type="checkbox"/>	_____
5.22	Is the tree compensation to tree loss ratio at least 1:1 in term of quantity? About 100 trees will be planted to compensate for the loss of 54 trees. 100 trees will be planted on site and others, in locations within the vicinity approved by the Architect	<input checked="" type="checkbox"/>	<input type="checkbox"/>	<input type="checkbox"/>	<input type="checkbox"/>	No planting work
5.23	Is amenity planting for open spaces included in the Project?	<input checked="" type="checkbox"/>	<input type="checkbox"/>	<input type="checkbox"/>	<input type="checkbox"/>	No planting work
5.24	Is screen planting such as planting a row of trees along the site boundary butting Kiu Tau Road carried out?	<input checked="" type="checkbox"/>	<input type="checkbox"/>	<input type="checkbox"/>	<input type="checkbox"/>	No planting work
5.25	Woodland mix, comprising of tree seedlings and shrubs, are planted within the Wo Hop Shek Cemetery to enhance the ecological value and compensatory of tree loss.	<input checked="" type="checkbox"/>	<input type="checkbox"/>	<input type="checkbox"/>	<input type="checkbox"/>	No planting work
5.26	Is the 10m height headroom cremation plant room half-sunken to reduce the visual impact to pedestrians?	<input checked="" type="checkbox"/>	<input type="checkbox"/>	<input type="checkbox"/>	<input type="checkbox"/>	The cremation plant room has not be revised
6.00	Water Quality (Construction Phase)					
6.01	Wastewater is properly treated to meet the discharge standards set out in the relevant Water Pollution Control Ordinance (WPCO) discharge licence. No direct discharge of site runoff into the two streams is allowed.	<input type="checkbox"/>	<input type="checkbox"/>	<input checked="" type="checkbox"/>	<input type="checkbox"/>	_____
6.02	Perimeter channels are provided to intercept storm runoff from outside the site. The channels are constructed in advance of site formation works and earthworks.	<input type="checkbox"/>	<input type="checkbox"/>	<input checked="" type="checkbox"/>	<input type="checkbox"/>	_____
6.03	Sand/silt removal facilities such as sand traps, silt traps and sediment basins are provided to remove sand/silt particles from runoff to meet the requirements of the Technical Memorandum standard under the WPCO.	<input type="checkbox"/>	<input type="checkbox"/>	<input checked="" type="checkbox"/>	<input type="checkbox"/>	_____
6.04	Works are carefully programmed to minimise soil excavation works during rainy seasons.	<input type="checkbox"/>	<input type="checkbox"/>	<input checked="" type="checkbox"/>	<input type="checkbox"/>	_____
6.05	Exposed soil surfaces are protected by paving as soon as possible to reduce the potential of soil erosion.	<input type="checkbox"/>	<input type="checkbox"/>	<input checked="" type="checkbox"/>	<input type="checkbox"/>	_____
6.06	Temporary access roads are protected by crushed gravel and exposed slope surfaces are protected when rainstorms are likely to occur.	<input type="checkbox"/>	<input type="checkbox"/>	<input checked="" type="checkbox"/>	<input type="checkbox"/>	_____
6.07	Trench excavation is avoided in the wet season as far as practicable, and if necessary, these trenches are excavated and backfilled in short sections.	<input type="checkbox"/>	<input type="checkbox"/>	<input checked="" type="checkbox"/>	<input type="checkbox"/>	_____
6.08	Open stockpiles of construction materials on site are covered with tarpaulin or similar fabric during rainstorms.	<input type="checkbox"/>	<input type="checkbox"/>	<input checked="" type="checkbox"/>	<input type="checkbox"/>	_____

Contract no. AL G513 Expansion of Wo Hop Shek Crematorium

	Environmental Mitigation Measures	N/A*	N/O*	Yes*	No*	Photo/Remarks
6.09	Sand and silt in the wash water from the wheel from the wheel washing facility are settled out and removed before discharging into the storm drain.	<input type="checkbox"/>	<input type="checkbox"/>	<input checked="" type="checkbox"/>	<input type="checkbox"/>	_____
6.10	Oil interceptor is provided in the drainage system and regularly emptied to prevent the release of oil and grease into the storm drainage system after accidental spillage.	<input type="checkbox"/>	<input type="checkbox"/>	<input checked="" type="checkbox"/>	<input type="checkbox"/>	_____
6.11	Debris and rubbishes generated on site are collected, handled and disposed of properly to avoid them entering the two streams.	<input type="checkbox"/>	<input type="checkbox"/>	<input checked="" type="checkbox"/>	<input type="checkbox"/>	_____
6.12	All fuel tanks and storage areas are provided with locks and be sited on sealed areas, within bunds of a capacity equal to 110% of the storage capacity of the largest tank.	<input type="checkbox"/>	<input type="checkbox"/>	<input checked="" type="checkbox"/>	<input type="checkbox"/>	_____
6.13	Open storm water drains and culverts near the works area are covered to block the entrance of large debris and refuse.	<input type="checkbox"/>	<input type="checkbox"/>	<input checked="" type="checkbox"/>	<input type="checkbox"/>	_____
6.14	Portable chemical toilets handle the sewage from construction work force if the existing toilets in the Site are not adequate. Licensed contractors who are responsible for appropriate disposal and maintenance of these facilities provide appropriate and adequate portable toilets.	<input type="checkbox"/>	<input type="checkbox"/>	<input checked="" type="checkbox"/>	<input type="checkbox"/>	_____
6.15	Sheet piling is provided at suitable location around the basement excavation to reduce the effect of lowering the water table from any dewatering process. Any discharge of groundwater pumped out from any dewatering process of the construction works is treated to comply with the standards set in the relevant discharge licence prior discharge. No discharge of the groundwater is allowed into the two streams.	<input checked="" type="checkbox"/>	<input type="checkbox"/>	<input type="checkbox"/>	<input type="checkbox"/>	No groundwater is generated
7.00	Ecology (Construction Phase)					
7.01	Any affected trees are transplanted to grassland / scrubland within the Wo Hop Shek Cemetery.	<input type="checkbox"/>	<input type="checkbox"/>	<input checked="" type="checkbox"/>	<input type="checkbox"/>	_____
7.02	Temporary accesses to the work sites are carefully planned and located to minimise disturbance caused to the streams and nearby habitats.	<input type="checkbox"/>	<input type="checkbox"/>	<input checked="" type="checkbox"/>	<input type="checkbox"/>	_____
7.03	Less or smaller construction plants are used to reduce disturbance to the nearby habitats.	<input type="checkbox"/>	<input type="checkbox"/>	<input checked="" type="checkbox"/>	<input type="checkbox"/>	_____
7.04	Vehicles and other plants are carefully maintained and properly used to minimise the chance for accidental spillage.	<input type="checkbox"/>	<input type="checkbox"/>	<input checked="" type="checkbox"/>	<input type="checkbox"/>	_____
7.05	Any spillages that do occur are quickly identified and appropriately cleaned up before they can contaminate streams or groundwater.	<input checked="" type="checkbox"/>	<input type="checkbox"/>	<input type="checkbox"/>	<input type="checkbox"/>	No spillages around
7.06	Basement formation or any construction activities likely to pump out a large quantity of groundwater are protected with sheet-piling at suitable locations around the basement footprint, or by any like method.	<input checked="" type="checkbox"/>	<input type="checkbox"/>	<input type="checkbox"/>	<input type="checkbox"/>	No groundwater was generated
7.07	No groundwater is pumped back to the two stream courses to protect the natural integrity of the stream habitat and the associated organism.	<input checked="" type="checkbox"/>	<input type="checkbox"/>	<input type="checkbox"/>	<input type="checkbox"/>	No groundwater was generated

Contract no. AL G513 Expansion of Wo Hop Shek Crematorium

	Environmental Mitigation Measures	N/A*	N/O*	Yes*	No*	Photo/Remarks
7.08	Sturdy 1.8 metres protective fencings are located at the edge of the tree canopy but not around the trunk.	<input type="checkbox"/>	<input type="checkbox"/>	<input checked="" type="checkbox"/>	<input type="checkbox"/>	_____
7.09	Works beneath the tree canopy are avoided: If encroachment under the canopy area is unavoidable, adequate protections are provided to ensure no damage of any part of the tree would occur due to the encroachment.	<input type="checkbox"/>	<input type="checkbox"/>	<input checked="" type="checkbox"/>	<input type="checkbox"/>	_____
7.10	Any tree transplanting and planting works are implemented by an approved Landscape Contractor. Quality control of the work is undertaken by a qualified Landscape Architect through site inspections and approval of works.	<input type="checkbox"/>	<input type="checkbox"/>	<input checked="" type="checkbox"/>	<input type="checkbox"/>	_____
7.11	Construction works are restricted within works area which are clearly defined.	<input type="checkbox"/>	<input type="checkbox"/>	<input checked="" type="checkbox"/>	<input type="checkbox"/>	_____
7.12	Woodland or other habitats that are affected by the construction works are well-defined and minimised.	<input type="checkbox"/>	<input type="checkbox"/>	<input checked="" type="checkbox"/>	<input type="checkbox"/>	_____
7.13	Human inference to habitats beyond the site boundary and habitats proposed to be retained are avoided by providing temporary barricades.	<input type="checkbox"/>	<input type="checkbox"/>	<input checked="" type="checkbox"/>	<input type="checkbox"/>	_____
7.14	Works area is reinstated immediately after completion of the construction.	<input type="checkbox"/>	<input type="checkbox"/>	<input checked="" type="checkbox"/>	<input type="checkbox"/>	_____
7.15	Uncontrolled burning of refuse is strictly prohibited. Appropriate fire control measures are provided in order to protect nearby habitats.	<input type="checkbox"/>	<input type="checkbox"/>	<input checked="" type="checkbox"/>	<input type="checkbox"/>	_____
7.16	Trees requiring transplantation or protection are identified based on the information illustrated in the Tree Survey Report.	<input type="checkbox"/>	<input type="checkbox"/>	<input checked="" type="checkbox"/>	<input type="checkbox"/>	_____
7.17	Is layout of the Project carefully designed to avoid or minimize the area of habitat loss and the numbers of trees to be felled?	<input type="checkbox"/>	<input type="checkbox"/>	<input checked="" type="checkbox"/>	<input type="checkbox"/>	_____
7.18	All trees are preserved as far as possible, especially species of conservation concern. Recommendations provided in the Tree Survey Report to mitigate impacts on trees shall be followed.	<input type="checkbox"/>	<input type="checkbox"/>	<input checked="" type="checkbox"/>	<input type="checkbox"/>	_____
7.19	Disturbance to the two plant species of conservation concern, namely Aquilaria sinensis and Cibotium barometz, is avoided. Where removal of these species is unavoidable, it is recommended to transplant them to habitats with similar conditions. Following transplantation, regular monitoring of these plants is conducted by a suitable qualified botanist / horticulturist over a 12-month period;	<input checked="" type="checkbox"/>	<input type="checkbox"/>	<input checked="" type="checkbox"/>	<input type="checkbox"/>	_____
7.20	Compensatory planting of the felled trees follows the Technical Circular No. 3/2006 issued by ETWB.	<input checked="" type="checkbox"/>	<input type="checkbox"/>	<input type="checkbox"/>	<input type="checkbox"/>	<i>No planting mark</i>
7.21	The Site inside or in the proximity of the streams and nearby habitats is temporarily isolated, by placing of sandbags or silt curtains with lead edge at the bottom and properly supported props, to prevent adverse impacts on these areas.	<input type="checkbox"/>	<input type="checkbox"/>	<input checked="" type="checkbox"/>	<input type="checkbox"/>	_____

Contract no. AL G513 Expansion of Wo Hop Shek Crematorium

	Environmental Mitigation Measures	N/A*	N/O*	Yes*	No*	Photo/Remarks
7.22	Appropriate storage locations are situated well away from the streams and nearby habitats for the temporary storage of materials (e.g. equipment, filling materials, chemicals and fuel) and temporary stockpile of construction debris and spoil are identified before commencement of the works.	<input type="checkbox"/>	<input type="checkbox"/>	<input checked="" type="checkbox"/>	<input type="checkbox"/>	_____
7.23	Stockpiling of construction materials, are covered and located away from the streams and nearby habitats.	<input type="checkbox"/>	<input type="checkbox"/>	<input checked="" type="checkbox"/>	<input type="checkbox"/>	_____
7.24	Construction debris and spoil are covered up and/or properly disposed of as soon as possible to avoid being washed into the streams and nearby habitats by rain.	<input type="checkbox"/>	<input type="checkbox"/>	<input checked="" type="checkbox"/>	<input type="checkbox"/>	_____
7.25	Construction effluent, site runoff and sewage is properly collected and/or treated.	<input type="checkbox"/>	<input type="checkbox"/>	<input checked="" type="checkbox"/>	<input type="checkbox"/>	_____
7.26	Proper locations for discharge outlets of any wastewater treatment facilities well away from the streams and nearby habitats are identified.	<input type="checkbox"/>	<input type="checkbox"/>	<input checked="" type="checkbox"/>	<input type="checkbox"/>	_____
7.27	Vehicles and other plant are carefully maintained and properly used to minimise the chance for accidental spillage.	<input type="checkbox"/>	<input type="checkbox"/>	<input checked="" type="checkbox"/>	<input type="checkbox"/>	_____
7.28	Temporary geo-textile silt fences around earth moving works are erected to trap any sediments being washed away and prevent them from entering surrounding areas.	<input type="checkbox"/>	<input type="checkbox"/>	<input checked="" type="checkbox"/>	<input type="checkbox"/>	_____
7.29	Exposed soil or other loose materials are covered with tarpaulins to prevent erosion, and then seeded and covered with a biodegradable geotextile blanket for erosion control purposes.	<input type="checkbox"/>	<input type="checkbox"/>	<input checked="" type="checkbox"/>	<input type="checkbox"/>	_____

*Remarks: N/A = Not applicable at current stage

N/O = Not observed in the site walk

Yes = Compliance

No = Non-compliance

Contract no. AL G513 Expansion of Wo Hop Shek Crematorium

Remark / Follow up of Observation(s) and Non-compliance(s) of Last Weekly Site Inspection:

Observation(s)

Nil

Reminder(s)

Nil

Note: Figure 4, 5 regarding clause 3.6 of EP have been displayed at the entrance of the site.

Signatures:

ET

Contractor's

Architect's

IEC's

Representative

Representative

Representative

Representative









(Name: Y.H. Kwong)

(Name: M. Kwong)

(Name: L. Wong)

(Name: Byron Yung)

Contract no. AL G513 Expansion of Wo Hop Shek Crematorium

WEEKLY ENVIRONMENTAL INSPECTION CHECKLIST

Inspection Date: 23 Dec 2020

Inspected by:

ET: Johnny Kwong

AR: L. Wong

Inspection Time: 10:00

Contractor: M. Y. Wong

IEC: NA

Weather

Condition ☐ Sunny ☐ Fine ☒ Overcast ☐ Drizzle ☐ Rain ☐ Storm ☐ Hazy

Temperature 15.9 °C Humidity ☐ High ☒ Moderate ☐ Low

Wind ☐ Calm ☒ Light ☐ Breeze ☐ Strong

	Environmental Mitigation Measures	N/A*	N/O*	Yes*	No*	Photo/Remarks
1.00	Air (Construction Phase)					
1.01	Vehicle washing facilities (including a high pressure water jet) were provided at every discernible or designated vehicle exit point.	<input type="checkbox"/>	<input type="checkbox"/>	<input checked="" type="checkbox"/>	<input type="checkbox"/>	
1.02	Road between the washing facilities and the exit point is paved with concrete, bituminous or hardcore material.	<input type="checkbox"/>	<input type="checkbox"/>	<input checked="" type="checkbox"/>	<input type="checkbox"/>	
1.03	Every main haul road is paved with concrete, bituminous hardcore materials or metal plates, and kept clear of dusty materials. Or unpaved haul roads and areas are sprayed with water to keep the entire road surface wet.	<input type="checkbox"/>	<input type="checkbox"/>	<input checked="" type="checkbox"/>	<input type="checkbox"/>	
1.04	Stockpile of dusty material including demolished items is either: a) covered entirely by impervious sheeting, or b) placed in an area sheltered on the top and the three sides, or c) sprayed with water or a dust suppression chemical so as to maintain the entire surface wet.	<input type="checkbox"/>	<input type="checkbox"/>	<input checked="" type="checkbox"/>	<input type="checkbox"/>	
1.05	Exposed earth is properly treated by compaction, hydroseeding, vegetation planting or seating with latex, vinyl, bitumen within six months after the last construction activity on the site or part of the site where the exposed earth lies.	<input type="checkbox"/>	<input type="checkbox"/>	<input checked="" type="checkbox"/>	<input type="checkbox"/>	
1.06	Water is sprayed to all dusty materials before loading or transfer operation.	<input type="checkbox"/>	<input type="checkbox"/>	<input checked="" type="checkbox"/>	<input type="checkbox"/>	
1.07	Any debris is covered entirely by impervious sheeting or stored in a debris collection area sheltered on the top and the three sides.	<input type="checkbox"/>	<input type="checkbox"/>	<input checked="" type="checkbox"/>	<input type="checkbox"/>	
1.08	Water is sprayed to debris before it is dumped into a chute.	<input type="checkbox"/>	<input type="checkbox"/>	<input checked="" type="checkbox"/>	<input type="checkbox"/>	
1.09	Vehicles for transporting dusty materials/spoils are covered with tarpaulin or similar material. The cover extends over the edges of the sides and tailboards.	<input type="checkbox"/>	<input type="checkbox"/>	<input checked="" type="checkbox"/>	<input type="checkbox"/>	
1.10	Water is sprayed immediately to the working area for uprooting of trees, shrubs, or vegetation or the removal of boulders, pole, pillars before, during and after the operation.	<input type="checkbox"/>	<input type="checkbox"/>	<input checked="" type="checkbox"/>	<input type="checkbox"/>	
1.11	Workers at all levels are co-operative to avoid dust generation and dispersion to the surrounding environment.	<input type="checkbox"/>	<input type="checkbox"/>	<input checked="" type="checkbox"/>	<input type="checkbox"/>	
2.00	Noise (Construction Phase)					

Contract no. AL G513 Expansion of Wo Hop Shek Crematorium

	Environmental Mitigation Measures	N/A*	N/O*	Yes*	No*	Photo/Remarks
2.01	Only well-maintained plant is operated on site and the plant should be regularly serviced during the construction works.	<input type="checkbox"/>	<input type="checkbox"/>	<input checked="" type="checkbox"/>	<input type="checkbox"/>	_____
2.02	Plant used intermittently is turned off or throttled down when not in active use.	<input type="checkbox"/>	<input type="checkbox"/>	<input checked="" type="checkbox"/>	<input type="checkbox"/>	_____
2.03	Plant that emits noise strongly in one direction is oriented to face away from NSRs.	<input type="checkbox"/>	<input type="checkbox"/>	<input checked="" type="checkbox"/>	<input type="checkbox"/>	_____
2.04	Silencers, mufflers and enclosures for plant are applied where possible and maintained adequately throughout the works	<input type="checkbox"/>	<input type="checkbox"/>	<input checked="" type="checkbox"/>	<input type="checkbox"/>	_____
2.05	Where possible, mobile plant is sited away from NSRs	<input type="checkbox"/>	<input type="checkbox"/>	<input checked="" type="checkbox"/>	<input type="checkbox"/>	_____
2.06	PME is well maintained and used properly on site to minimise any excessive noise generated.	<input type="checkbox"/>	<input type="checkbox"/>	<input checked="" type="checkbox"/>	<input type="checkbox"/>	_____
2.07	Stockpiles of excavated materials and other structures such as site buildings should be used effectively to screen noise from the works.	<input type="checkbox"/>	<input type="checkbox"/>	<input checked="" type="checkbox"/>	<input type="checkbox"/>	_____
3.00	Land Contamination (Construction Phase)					
	N/A to the Phase III development					
4.00	Waste Management (Construction Phase)					
4.01	The necessary waste disposal permits from the appropriate authorities are obtained, in accordance with the Waste Disposal Ordinance (Cap. 354), Waste Disposal (Chemical Waste) (General) Regulation and the Land (Miscellaneous Provision) Ordinance (Cap. 28).	<input type="checkbox"/>	<input type="checkbox"/>	<input checked="" type="checkbox"/>	<input type="checkbox"/>	_____
4.02	A billing account with EPD for disposal of construction waste is obtained.	<input type="checkbox"/>	<input type="checkbox"/>	<input checked="" type="checkbox"/>	<input type="checkbox"/>	_____
4.03	A Waste Management Plan (WMP), incorporated in an Environmental Management Plan (EMP) is prepared and submitted to the Engineer/Supervising Officer for approval. Reference is made to Environment, Transport and Works Bureau Technical Circular (Works) (ETWB TCW) 19/2005.	<input type="checkbox"/>	<input type="checkbox"/>	<input checked="" type="checkbox"/>	<input type="checkbox"/>	_____
4.04	An approved person to be responsible for good site practice is nominated, including arrangements for collection and effective disposal to an appropriate facility of all wastes generated at the site.	<input type="checkbox"/>	<input type="checkbox"/>	<input checked="" type="checkbox"/>	<input type="checkbox"/>	_____
4.05	Is authorised or licensed waste hauler used to collect specific category of waste?	<input type="checkbox"/>	<input type="checkbox"/>	<input checked="" type="checkbox"/>	<input type="checkbox"/>	_____
4.06	A trip-ticket system is included as one of the contractual requirements and implemented by the Environmental Team to monitor the disposal of C&D and solid wastes at public filling facilities and landfills, and to control fly tipping. Reference is made to ETWB TCW No. 31/2004.	<input type="checkbox"/>	<input type="checkbox"/>	<input checked="" type="checkbox"/>	<input type="checkbox"/>	_____
4.07	Training of site personnel in proper waste management and chemical waste handling procedures.	<input type="checkbox"/>	<input type="checkbox"/>	<input checked="" type="checkbox"/>	<input type="checkbox"/>	_____

Contract no. AL G513 Expansion of Wo Hop Shek Crematorium

	Environmental Mitigation Measures	N/A*	N/O*	Yes*	No*	Photo/Remarks
4.08	Is routine cleaning and maintenance programme for drainage systems, sumps and oil interceptors conducted?	<input type="checkbox"/>	<input type="checkbox"/>	<input checked="" type="checkbox"/>	<input type="checkbox"/>	_____
4.09	Are sufficient waste disposal points and regular collection for disposal provided?	<input type="checkbox"/>	<input type="checkbox"/>	<input checked="" type="checkbox"/>	<input type="checkbox"/>	_____
4.10	Are appropriate measures to minimise windblown litter and dust during transportation of waste, such as covering trucks or transporting wastes in enclosed containers adopted?	<input type="checkbox"/>	<input type="checkbox"/>	<input checked="" type="checkbox"/>	<input type="checkbox"/>	_____
4.11	Is recording system for the amount of wastes generated, recycled and disposed of (including the disposal sites) implemented?	<input type="checkbox"/>	<input type="checkbox"/>	<input checked="" type="checkbox"/>	<input type="checkbox"/>	_____
4.12	Segregation and storage of different types of waste in different containers, skips or stockpiles to enhance reuse or recycling of materials and their proper disposal.	<input type="checkbox"/>	<input type="checkbox"/>	<input checked="" type="checkbox"/>	<input type="checkbox"/>	_____
4.13	Encourage collection of aluminium cans, plastic bottles and packaging material (e.g. carton boxes) and office paper by individual collectors. Separately labelled bins are provided to help segregate this waste from other general refuse generated by the work force.	<input type="checkbox"/>	<input type="checkbox"/>	<input checked="" type="checkbox"/>	<input type="checkbox"/>	_____
4.14	Are C&D materials reused when possible to reduce the amount of C&D material/waste?	<input type="checkbox"/>	<input type="checkbox"/>	<input checked="" type="checkbox"/>	<input type="checkbox"/>	_____
4.15	Are wood, steel and other metals separated for reuse and / or recycling prior to disposal of C&D waste to minimise the quantity of waste to be disposed of to landfill?	<input type="checkbox"/>	<input type="checkbox"/>	<input checked="" type="checkbox"/>	<input type="checkbox"/>	_____
4.16	Minimise the potential for damage or contamination of construction material by having proper storage and site practices.	<input type="checkbox"/>	<input type="checkbox"/>	<input checked="" type="checkbox"/>	<input type="checkbox"/>	_____
4.17	Plan and stock construction materials carefully to minimise the amount of surplus materials.	<input type="checkbox"/>	<input type="checkbox"/>	<input checked="" type="checkbox"/>	<input type="checkbox"/>	_____
4.18	Rock and soil generated from excavation are reused for site formation and excavated material from foundation work reused for landscaping as far as practicable to avoid disposal off-site.	<input type="checkbox"/>	<input type="checkbox"/>	<input checked="" type="checkbox"/>	<input type="checkbox"/>	_____
4.19	Is reuse of the public fill and C&D waste practiced on site as far as practicable?	<input type="checkbox"/>	<input type="checkbox"/>	<input checked="" type="checkbox"/>	<input type="checkbox"/>	_____
4.20	The handling of C&D materials is governed by WBTC No. 2/93. Inert C&D material (public fill) is directed to an approved public filling area or reclamation site, where it has the benefit of offsetting the need for removal of materials from borrow areas for reclamation purposes and helps to reduce the pressure on landfill sites.	<input type="checkbox"/>	<input type="checkbox"/>	<input checked="" type="checkbox"/>	<input type="checkbox"/>	_____
4.21	Are individuals or companies who deliver public fill to public filling areas obtained dumping licences?	<input type="checkbox"/>	<input type="checkbox"/>	<input checked="" type="checkbox"/>	<input type="checkbox"/>	_____

Contract no. AL G513 Expansion of Wo Hop Shek Crematorium

	Environmental Mitigation Measures	N/A*	N/O*	Yes*	No*	Photo/Remarks
4.22	Are careful design, planning and good site management adopted to minimise overordering and generation of waste materials such as concrete, mortar and cement grouts? The design of formwork maximise the use of standard wooden or metal panels so that high reuse levels can be achieved. Alternatives such as steel formwork, plastic fencing and reusable site office structures are considered to increase the potential for reuse and minimize C&D waste generation.	<input type="checkbox"/>	<input type="checkbox"/>	<input checked="" type="checkbox"/>	<input type="checkbox"/>	_____
4.23	The contractor uses as much as possible of the C&D material on-site. Proper segregation of waste types on site will increase the feasibility of certain components of the waste stream by recycling contractors.	<input type="checkbox"/>	<input type="checkbox"/>	<input checked="" type="checkbox"/>	<input type="checkbox"/>	_____
4.24	General refuse is stored in enclosed bins or compaction units separate from C&D and chemical wastes. A reputable waste collector is employed by the Contractor to remove general refuse from the site, separately from C&D and chemical wastes, on a daily or every second day basis to minimise odour, pest and litter impacts.	<input type="checkbox"/>	<input type="checkbox"/>	<input checked="" type="checkbox"/>	<input type="checkbox"/>	_____
Chemical Waste						
4.25	Contractor registers with the EPD as chemical waste producer if any chemical waste is generated	<input type="checkbox"/>	<input type="checkbox"/>	<input checked="" type="checkbox"/>	<input type="checkbox"/>	_____
4.26	All the chemical waste is handled according to the Code of Practice on the Packaging, Labelling and Storage of Chemical Wastes. The chemical waste is stored and collected by an approved contractor for disposal at a licensed facility in accordance with the Waste Disposal (Chemical Waste) (General) Regulation.	<input checked="" type="checkbox"/>	<input type="checkbox"/>	<input type="checkbox"/>	<input type="checkbox"/>	No chemical waste was generated
4.27	Principles of reuse and recycle chemical waste on site as far as practicable is adopted by the contractor.	<input checked="" type="checkbox"/>	<input type="checkbox"/>	<input type="checkbox"/>	<input type="checkbox"/>	No chemical waste was generated
4.28	Are unused chemicals or those with remaining functional capacity reused as far as practicable?	<input checked="" type="checkbox"/>	<input type="checkbox"/>	<input type="checkbox"/>	<input type="checkbox"/>	No chemical waste was generated
4.29	Disposal of chemical waste via a facility licensed to receive chemical waste, such as the Chemical Waste Treatment Facility at Tsing Yi, which offers a chemical waste collection service and can supply the necessary storage containers or a waste recycling plant approved by EPD.	<input checked="" type="checkbox"/>	<input type="checkbox"/>	<input type="checkbox"/>	<input type="checkbox"/>	No chemical waste was generated
5.00	Landscape and Visual (Construction Phase)					
5.01	Do site offices have olive green roof and façade coating or colour that matches with existing environment?	<input type="checkbox"/>	<input type="checkbox"/>	<input checked="" type="checkbox"/>	<input type="checkbox"/>	_____
5.02	Are site offices and the construction yard decommissioned after construction?	<input checked="" type="checkbox"/>	<input type="checkbox"/>	<input type="checkbox"/>	<input type="checkbox"/>	The construction has not been completed
5.03	The height of site offices, including the rooftop does not exceed 10m, except building services equipment such as antennas, which exceeds 10 m but is coated in black.	<input type="checkbox"/>	<input type="checkbox"/>	<input checked="" type="checkbox"/>	<input type="checkbox"/>	_____

Contract no. AL G513 Expansion of Wo Hop Shek Crematorium

	Environmental Mitigation Measures	N/A*	N/O*	Yes*	No*	Photo/Remarks
5.04	Is site hoarding with 2.4m height and colour in harmony with the surrounding environment erected along the site boundary until the completion of relevant construction phases?	<input type="checkbox"/>	<input type="checkbox"/>	<input checked="" type="checkbox"/>	<input type="checkbox"/>	_____
5.05	Are construction plants and building materials orderly and carefully stored to appear neat and avoid visibility from outside where practical?	<input type="checkbox"/>	<input type="checkbox"/>	<input checked="" type="checkbox"/>	<input type="checkbox"/>	_____
5.06	Are excess materials removed from site as soon as practical?	<input type="checkbox"/>	<input type="checkbox"/>	<input checked="" type="checkbox"/>	<input type="checkbox"/>	_____
5.07	Are all construction plants removed from site upon completion of construction works?	<input checked="" type="checkbox"/>	<input type="checkbox"/>	<input type="checkbox"/>	<input type="checkbox"/>	The construction has not been completed.
5.08	Are construction lights oriented away from the viewing location of VSRs?	<input type="checkbox"/>	<input checked="" type="checkbox"/>	<input type="checkbox"/>	<input type="checkbox"/>	_____
5.09	Are all lightings facing sensitive receiver installed with frosted diffusers and reflective covers?	<input type="checkbox"/>	<input checked="" type="checkbox"/>	<input type="checkbox"/>	<input type="checkbox"/>	_____
5.10	Trees that require removal are transplanted on site if practical. If not practical, these trees will be transplanted in locations within the vicinity as approved by the Architect.	<input type="checkbox"/>	<input type="checkbox"/>	<input checked="" type="checkbox"/>	<input type="checkbox"/>	_____
5.11	Planting works are carried out under the supervision of a specialist landscape specialist.	<input checked="" type="checkbox"/>	<input type="checkbox"/>	<input type="checkbox"/>	<input type="checkbox"/>	No planting work
5.12	The rooftop of the cremation plant room is planted with lawn.	<input checked="" type="checkbox"/>	<input type="checkbox"/>	<input type="checkbox"/>	<input type="checkbox"/>	The cremation plant room has not been completed.
5.13	New trees, shrubs and groundcover are carefully selected and designed to homogenize with the environment.	<input checked="" type="checkbox"/>	<input type="checkbox"/>	<input type="checkbox"/>	<input type="checkbox"/>	No planting work.
5.14	No tree is transplanted or felled without prior approval by relevant Government departments.	<input type="checkbox"/>	<input type="checkbox"/>	<input checked="" type="checkbox"/>	<input type="checkbox"/>	_____
5.15	All trees that are marked for retention are fenced off with a 1.2m high fence around the dripline of trees or larger area as far as feasible.	<input type="checkbox"/>	<input type="checkbox"/>	<input checked="" type="checkbox"/>	<input type="checkbox"/>	_____
5.16	Transplant preparation works are carried out as soon as possible after the commencement of construction. Over-pruning such as hard pruning of tree crown, pollarding or topping are avoided. Rootball and crown pruning are carried out over at least 3 months.	<input type="checkbox"/>	<input type="checkbox"/>	<input checked="" type="checkbox"/>	<input type="checkbox"/>	_____
5.17	Existing shrub and ground cover planting areas that will not be removed are maintained in good condition and enhanced if practical.	<input type="checkbox"/>	<input type="checkbox"/>	<input checked="" type="checkbox"/>	<input type="checkbox"/>	_____
5.18	The chimney has been designed to have sculptural outlook and articulated. It is kept in proportion with the rest of the building.	<input checked="" type="checkbox"/>	<input type="checkbox"/>	<input type="checkbox"/>	<input type="checkbox"/>	The chimney has not been completed.
5.19	The chimney stack is designed to locate at the least conspicuous location of the site to VSRs.	<input checked="" type="checkbox"/>	<input type="checkbox"/>	<input type="checkbox"/>	<input type="checkbox"/>	The chimney has not been completed.

Contract no. AL G513 Expansion of Wo Hop Shek Crematorium

	Environmental Mitigation Measures	N/A*	N/O*	Yes*	No*	Photo/Remarks
5.20	Bi-weekly checking would be performed on the nine Terminalia mantaly trees within and outside the works area of the Project, or otherwise if the transplantations are not carried out according to the plan.	<input type="checkbox"/>	<input type="checkbox"/>	<input checked="" type="checkbox"/>	<input type="checkbox"/>	_____
5.21	Are silting traps installed to minimize silting to streams?	<input type="checkbox"/>	<input type="checkbox"/>	<input checked="" type="checkbox"/>	<input type="checkbox"/>	_____
5.22	Is the tree compensation to tree loss ratio at least 1:1 in term of quantity? About 100 trees will be planted to compensate for the loss of 54 trees. 100 trees will be planted on site and others, in locations within the vicinity approved by the Architect	<input checked="" type="checkbox"/>	<input type="checkbox"/>	<input type="checkbox"/>	<input type="checkbox"/>	No planting work
5.23	Is amenity planting for open spaces included in the Project?	<input checked="" type="checkbox"/>	<input type="checkbox"/>	<input type="checkbox"/>	<input type="checkbox"/>	No planting work
5.24	Is screen planting such as planting a roll of trees along the site boundary butting Kiu Tau Road carried out?	<input checked="" type="checkbox"/>	<input type="checkbox"/>	<input type="checkbox"/>	<input type="checkbox"/>	No planting work
5.25	Woodland mix, comprising of tree seedlings and shrubs, are planted within the Wo Hop Shek Cemetery to enhance the ecological value and compensatory of tree loss.	<input checked="" type="checkbox"/>	<input type="checkbox"/>	<input type="checkbox"/>	<input type="checkbox"/>	No planting work.
5.26	Is the 10m height headroom cremation plant room half-sunken to reduce the visual impact to pedestrians?	<input checked="" type="checkbox"/>	<input type="checkbox"/>	<input type="checkbox"/>	<input type="checkbox"/>	The cremation plant room has not been confirmed.
6.00	Water Quality (Construction Phase)					
6.01	Wastewater is properly treated to meet the discharge standards set out in the relevant Water Pollution Control Ordinance (WPCO) discharge licence. No direct discharge of site runoff into the two streams is allowed.	<input type="checkbox"/>	<input type="checkbox"/>	<input checked="" type="checkbox"/>	<input type="checkbox"/>	_____
6.02	Perimeter channels are provided to intercept storm runoff from outside the site. The channels are constructed in advance of site formation works and earthworks.	<input type="checkbox"/>	<input type="checkbox"/>	<input checked="" type="checkbox"/>	<input type="checkbox"/>	_____
6.03	Sand/silt removal facilities such as sand traps, silt traps and sediment basins are provided to remove sand/silt particles from runoff to meet the requirements of the Technical Memorandum standard under the WPCO.	<input type="checkbox"/>	<input type="checkbox"/>	<input checked="" type="checkbox"/>	<input type="checkbox"/>	_____
6.04	Works are carefully programmed to minimise soil excavation works during rainy seasons.	<input type="checkbox"/>	<input type="checkbox"/>	<input checked="" type="checkbox"/>	<input type="checkbox"/>	_____
6.05	Exposed soil surfaces are protected by paving as soon as possible to reduce the potential of soil erosion.	<input type="checkbox"/>	<input type="checkbox"/>	<input checked="" type="checkbox"/>	<input type="checkbox"/>	_____
6.06	Temporary access roads are protected by crushed gravel and exposed slope surfaces are protected when rainstorms are likely to occur.	<input type="checkbox"/>	<input type="checkbox"/>	<input checked="" type="checkbox"/>	<input type="checkbox"/>	_____
6.07	Trench excavation is avoided in the wet season as far as practicable, and if necessary, these trenches are excavated and backfilled in short sections.	<input type="checkbox"/>	<input type="checkbox"/>	<input checked="" type="checkbox"/>	<input type="checkbox"/>	_____
6.08	Open stockpiles of construction materials on site are covered with tarpaulin or similar fabric during rainstorms.	<input type="checkbox"/>	<input type="checkbox"/>	<input checked="" type="checkbox"/>	<input type="checkbox"/>	_____

Contract no. AL G513 Expansion of Wo Hop Shek Crematorium

	Environmental Mitigation Measures	N/A*	N/O*	Yes*	No*	Photo/Remarks
6.09	Sand and silt in the wash water from the wheel from the wheel washing facility are settled out and removed before discharging into the storm drain.	<input type="checkbox"/>	<input type="checkbox"/>	<input checked="" type="checkbox"/>	<input type="checkbox"/>	_____
6.10	Oil interceptor is provided in the drainage system and regularly emptied to prevent the release of oil and grease into the storm drainage system after accidental spillage.	<input type="checkbox"/>	<input type="checkbox"/>	<input checked="" type="checkbox"/>	<input type="checkbox"/>	_____
6.11	Debris and rubbishes generated on site are collected, handled and disposed of properly to avoid them entering the two streams.	<input type="checkbox"/>	<input type="checkbox"/>	<input checked="" type="checkbox"/>	<input type="checkbox"/>	_____
6.12	All fuel tanks and storage areas are provided with locks and be sited on sealed areas, within bunds of a capacity equal to 110% of the storage capacity of the largest tank.	<input type="checkbox"/>	<input type="checkbox"/>	<input checked="" type="checkbox"/>	<input type="checkbox"/>	_____
6.13	Open storm water drains and culverts near the works area are covered to block the entrance of large debris and refuse.	<input type="checkbox"/>	<input type="checkbox"/>	<input checked="" type="checkbox"/>	<input type="checkbox"/>	_____
6.14	Portable chemical toilets handle the sewage from construction work force if the existing toilets in the Site are not adequate. Licensed contractors who are responsible for appropriate disposal and maintenance of these facilities provide appropriate and adequate portable toilets.	<input type="checkbox"/>	<input type="checkbox"/>	<input checked="" type="checkbox"/>	<input type="checkbox"/>	_____
6.15	Sheet piling is provided at suitable location around the basement excavation to reduce the effect of lowering the water table from any dewatering process. Any discharge of groundwater pumped out from any dewatering process of the construction works is treated to comply with the standards set in the relevant discharge licence prior discharge. No discharge of the groundwater is allowed into the two streams.	<input checked="" type="checkbox"/>	<input type="checkbox"/>	<input type="checkbox"/>	<input type="checkbox"/>	No ground water is generated
7.00	Ecology (Construction Phase)					
7.01	Any affected trees are transplanted to grassland / scrubland within the Wo Hop Shek Cemetery.	<input type="checkbox"/>	<input type="checkbox"/>	<input checked="" type="checkbox"/>	<input type="checkbox"/>	_____
7.02	Temporary accesses to the work sites are carefully planned and located to minimise disturbance caused to the streams and nearby habitats.	<input type="checkbox"/>	<input type="checkbox"/>	<input checked="" type="checkbox"/>	<input type="checkbox"/>	_____
7.03	Less or smaller construction plants are used to reduce disturbance to the nearby habitats.	<input type="checkbox"/>	<input type="checkbox"/>	<input checked="" type="checkbox"/>	<input type="checkbox"/>	_____
7.04	Vehicles and other plants are carefully maintained and properly used to minimise the chance for accidental spillage.	<input type="checkbox"/>	<input type="checkbox"/>	<input checked="" type="checkbox"/>	<input type="checkbox"/>	_____
7.05	Any spillages that do occur are quickly identified and appropriately cleaned up before they can contaminate streams or groundwater.	<input checked="" type="checkbox"/>	<input type="checkbox"/>	<input type="checkbox"/>	<input type="checkbox"/>	No spillages occurred
7.06	Basement formation or any construction activities likely to pump out a large quantity of groundwater are protected with sheet-piling at suitable locations around the basement footprint, or by any like method.	<input checked="" type="checkbox"/>	<input type="checkbox"/>	<input type="checkbox"/>	<input type="checkbox"/>	No ground water was generated
7.07	No groundwater is pumped back to the two stream courses to protect the natural integrity of the stream habitat and the associated organism.	<input checked="" type="checkbox"/>	<input type="checkbox"/>	<input type="checkbox"/>	<input type="checkbox"/>	No ground water was generated

Contract no. AL G513 Expansion of Wo Hop Shek Crematorium

	Environmental Mitigation Measures	N/A*	N/O*	Yes*	No*	Photo/Remarks
7.08	Sturdy 1.8 metres protective fencings are located at the edge of the tree canopy but not around the trunk.	<input type="checkbox"/>	<input type="checkbox"/>	<input checked="" type="checkbox"/>	<input type="checkbox"/>	_____
7.09	Works beneath the tree canopy are avoided: If encroachment under the canopy area is unavoidable, adequate protections are provided to ensure no damage of any part of the tree would occur due to the encroachment.	<input type="checkbox"/>	<input type="checkbox"/>	<input checked="" type="checkbox"/>	<input type="checkbox"/>	_____
7.10	Any tree transplanting and planting works are implemented by an approved Landscape Contractor. Quality control of the work is undertaken by a qualified Landscape Architect through site inspections and approval of works.	<input type="checkbox"/>	<input type="checkbox"/>	<input checked="" type="checkbox"/>	<input type="checkbox"/>	_____
7.11	Construction works are restricted within works area which are clearly defined.	<input type="checkbox"/>	<input type="checkbox"/>	<input checked="" type="checkbox"/>	<input type="checkbox"/>	_____
7.12	Woodland or other habitats that are affected by the construction works are well-defined and minimised.	<input type="checkbox"/>	<input type="checkbox"/>	<input checked="" type="checkbox"/>	<input type="checkbox"/>	_____
7.13	Human inference to habitats beyond the site boundary and habitats proposed to be retained are avoided by providing temporary barricades.	<input type="checkbox"/>	<input type="checkbox"/>	<input checked="" type="checkbox"/>	<input type="checkbox"/>	_____
7.14	Works area is reinstated immediately after completion of the construction.	<input type="checkbox"/>	<input type="checkbox"/>	<input checked="" type="checkbox"/>	<input type="checkbox"/>	_____
7.15	Uncontrolled burning of refuse is strictly prohibited. Appropriate fire control measures are provided in order to protect nearby habitats.	<input type="checkbox"/>	<input type="checkbox"/>	<input checked="" type="checkbox"/>	<input type="checkbox"/>	_____
7.16	Trees requiring transplantation or protection are identified based on the information illustrated in the Tree Survey Report.	<input type="checkbox"/>	<input type="checkbox"/>	<input checked="" type="checkbox"/>	<input type="checkbox"/>	_____
7.17	Is layout of the Project carefully designed to avoid or minimize the area of habitat loss and the numbers of trees to be felled?	<input type="checkbox"/>	<input type="checkbox"/>	<input checked="" type="checkbox"/>	<input type="checkbox"/>	_____
7.18	All trees are preserved as far as possible, especially species of conservation concern. Recommendations provided in the Tree Survey Report to mitigate impacts on trees shall be followed.	<input type="checkbox"/>	<input type="checkbox"/>	<input checked="" type="checkbox"/>	<input type="checkbox"/>	_____
7.19	Disturbance to the two plant species of conservation concern, namely Aquilaria sinensis and Cibotium barometz, is avoided. Where removal of these species is unavoidable, it is recommended to transplant them to habitats with similar conditions. Following transplantation, regular monitoring of these plants is conducted by a suitable qualified botanist / horticulturist over a 12-month period;	<input type="checkbox"/>	<input type="checkbox"/>	<input checked="" type="checkbox"/>	<input type="checkbox"/>	_____
7.20	Compensatory planting of the felled trees follows the Technical Circular No. 3/2006 issued by ETWB.	<input checked="" type="checkbox"/>	<input type="checkbox"/>	<input type="checkbox"/>	<input type="checkbox"/>	No planting work.
7.21	The Site inside or in the proximity of the streams and nearby habitats is temporarily isolated, by placing of sandbags or silt curtains with lead edge at the bottom and properly supported props, to prevent adverse impacts on these areas.	<input type="checkbox"/>	<input type="checkbox"/>	<input checked="" type="checkbox"/>	<input type="checkbox"/>	_____

Contract no. AL G513 Expansion of Wo Hop Shek Crematorium

	Environmental Mitigation Measures	N/A*	N/O*	Yes*	No*	Photo/Remarks
7.22	Appropriate storage locations are situated well away from the streams and nearby habitats for the temporary storage of materials (e.g. equipment, filling materials, chemicals and fuel) and temporary stockpile of construction debris and spoil are identified before commencement of the works.	<input type="checkbox"/>	<input type="checkbox"/>	<input checked="" type="checkbox"/>	<input type="checkbox"/>	_____
7.23	Stockpiling of construction materials, are covered and located away from the streams and nearby habitats.	<input type="checkbox"/>	<input type="checkbox"/>	<input checked="" type="checkbox"/>	<input type="checkbox"/>	_____
7.24	Construction debris and spoil are covered up and/or properly disposed of as soon as possible to avoid being washed into the streams and nearby habitats by rain.	<input type="checkbox"/>	<input type="checkbox"/>	<input checked="" type="checkbox"/>	<input type="checkbox"/>	_____
7.25	Construction effluent, site runoff and sewage is properly collected and/or treated.	<input type="checkbox"/>	<input type="checkbox"/>	<input checked="" type="checkbox"/>	<input type="checkbox"/>	_____
7.26	Proper locations for discharge outlets of any wastewater treatment facilities well away from the streams and nearby habitats are identified.	<input type="checkbox"/>	<input type="checkbox"/>	<input checked="" type="checkbox"/>	<input type="checkbox"/>	_____
7.27	Vehicles and other plant are carefully maintained and properly used to minimise the chance for accidental spillage.	<input type="checkbox"/>	<input type="checkbox"/>	<input checked="" type="checkbox"/>	<input type="checkbox"/>	_____
7.28	Temporary geo-textile silt fences around earth moving works are erected to trap any sediments being washed away and prevent them from entering surrounding areas.	<input type="checkbox"/>	<input type="checkbox"/>	<input checked="" type="checkbox"/>	<input type="checkbox"/>	_____
7.29	Exposed soil or other loose materials are covered with tarpaulins to prevent erosion, and then seeded and covered with a biodegradable geotextile blanket for erosion control purposes.	<input type="checkbox"/>	<input type="checkbox"/>	<input checked="" type="checkbox"/>	<input type="checkbox"/>	_____

*Remarks: N/A = Not applicable at current stage

N/O = Not observed in the site walk

Yes = Compliance

No = Non-compliance

Contract no. AL G513 Expansion of Wo Hop Shek Crematorium

Remark / Follow up of Observation(s) and Non-compliance(s) of Last Weekly Site Inspection:

Observation (s):

Nil

Reminder (s):

- General Housekeeping should be maintain
- The exposed spoil should be spray with water.

Note: Figure 4.5 regarding clause 3.6 of IEP has been displayed at the entrance of the site.

Signatures:

ET

Contractor's

Architect's

IEC's

Representative

Representative

Representative

Representative

(Name: Johnny Kwong)

(Name: M.Y. WONG)

(Name: L. Wong)

(Name: _____)

Contract no. AL G513 Expansion of Wo Hop Shek Crematorium

WEEKLY ENVIRONMENTAL INSPECTION CHECKLIST

Inspection Date: 30 Dec 2020 Inspected by: Johnny Kwong ET: Johnny Kwong AR: L. Wong
Inspection Time: 10:00 Contractor: M.Y. Wong IEC: NA

Weather

Condition ☒ Sunny ☐ Fine ☐ Overcast ☐ Drizzle ☐ Rain ☐ Storm ☐ Hazy
Temperature 13.4 °C Humidity ☐ High ☒ Moderate ☐ Low
Wind ☐ Calm ☒ Light ☐ Breeze ☐ Strong

	Environmental Mitigation Measures	N/A*	N/O*	Yes*	No*	Photo/Remarks
1.00	Air (Construction Phase)					
1.01	Vehicle washing facilities (including a high pressure water jet) were provided at every discernible or designated vehicle exit point.	<input type="checkbox"/>	<input type="checkbox"/>	<input checked="" type="checkbox"/>	<input type="checkbox"/>	
1.02	Road between the washing facilities and the exit point is paved with concrete, bituminous or hardcore material.	<input type="checkbox"/>	<input type="checkbox"/>	<input checked="" type="checkbox"/>	<input type="checkbox"/>	
1.03	Every main haul road is paved with concrete, bituminous hardcore materials or metal plates, and kept clear of dusty materials. Or unpaved haul roads and areas are sprayed with water to keep the entire road surface wet.	<input type="checkbox"/>	<input type="checkbox"/>	<input checked="" type="checkbox"/>	<input type="checkbox"/>	
1.04	Stockpile of dusty material including demolished items is either: a) covered entirely by impervious sheeting, or b) placed in an area sheltered on the top and the three sides, or c) sprayed with water or a dust suppression chemical so as to maintain the entire surface wet.	<input type="checkbox"/>	<input type="checkbox"/>	<input checked="" type="checkbox"/>	<input type="checkbox"/>	
1.05	Exposed earth is properly treated by compaction, hydroseeding, vegetation planting or seating with latex, vinyl, bitumen within six months after the last construction activity on the site or part of the site where the exposed earth lies.	<input type="checkbox"/>	<input type="checkbox"/>	<input checked="" type="checkbox"/>	<input type="checkbox"/>	
1.06	Water is sprayed to all dusty materials before loading or transfer operation.	<input type="checkbox"/>	<input type="checkbox"/>	<input checked="" type="checkbox"/>	<input type="checkbox"/>	
1.07	Any debris is covered entirely by impervious sheeting or stored in a debris collection area sheltered on the top and the three sides.	<input type="checkbox"/>	<input type="checkbox"/>	<input checked="" type="checkbox"/>	<input type="checkbox"/>	
1.08	Water is sprayed to debris before it is dumped into a chute.	<input type="checkbox"/>	<input type="checkbox"/>	<input checked="" type="checkbox"/>	<input type="checkbox"/>	
1.09	Vehicles for transporting dusty materials/spoils are covered with tarpaulin or similar material. The cover extends over the edges of the sides and tailboards.	<input type="checkbox"/>	<input type="checkbox"/>	<input checked="" type="checkbox"/>	<input type="checkbox"/>	
1.10	Water is sprayed immediately to the working area for uprooting of trees, shrubs, or vegetation or the removal of boulders, pole, pillars before, during and after the operation.	<input type="checkbox"/>	<input type="checkbox"/>	<input checked="" type="checkbox"/>	<input type="checkbox"/>	
1.11	Workers at all levels are co-operative to avoid dust generation and dispersion to the surrounding environment.	<input type="checkbox"/>	<input type="checkbox"/>	<input checked="" type="checkbox"/>	<input type="checkbox"/>	
2.00	Noise (Construction Phase)					

Contract no. AL G513 Expansion of Wo Hop Shek Crematorium

	Environmental Mitigation Measures	N/A*	N/O*	Yes*	No*	Photo/Remarks
2.01	Only well-maintained plant is operated on site and the plant should be regularly serviced during the construction works..	<input type="checkbox"/>	<input type="checkbox"/>	<input checked="" type="checkbox"/>	<input type="checkbox"/>	_____
2.02	Plant used intermittently is turned off or throttled down when not in active use.	<input type="checkbox"/>	<input type="checkbox"/>	<input checked="" type="checkbox"/>	<input type="checkbox"/>	_____
2.03	Plant that emits noise strongly in one direction is oriented to face away from NSRs.	<input type="checkbox"/>	<input type="checkbox"/>	<input checked="" type="checkbox"/>	<input type="checkbox"/>	_____
2.04	Silencers, mufflers and enclosures for plant are applied where possible and maintained adequately throughout the works	<input type="checkbox"/>	<input type="checkbox"/>	<input checked="" type="checkbox"/>	<input type="checkbox"/>	_____
2.05	Where possible, mobile plant is sited away from NSRs	<input type="checkbox"/>	<input type="checkbox"/>	<input checked="" type="checkbox"/>	<input type="checkbox"/>	_____
2.06	PME is well maintained and used properly on site to minimise any excessive noise generated.	<input type="checkbox"/>	<input type="checkbox"/>	<input checked="" type="checkbox"/>	<input type="checkbox"/>	_____
2.07	Stockpiles of excavated materials and other structures such as site buildings should be used effectively to screen noise from the works.	<input type="checkbox"/>	<input type="checkbox"/>	<input checked="" type="checkbox"/>	<input type="checkbox"/>	_____
3.00	Land Contamination (Construction Phase)					
	N/A to the Phase III development					
4.00	Waste Management (Construction Phase)					
4.01	The necessary waste disposal permits from the appropriate authorities are obtained, in accordance with the Waste Disposal Ordinance (Cap. 354), Waste Disposal (Chemical Waste) (General) Regulation and the Land (Miscellaneous Provision) Ordinance (Cap. 28).	<input type="checkbox"/>	<input type="checkbox"/>	<input checked="" type="checkbox"/>	<input type="checkbox"/>	_____
4.02	A billing account with EPD for disposal of construction waste is obtained.	<input type="checkbox"/>	<input type="checkbox"/>	<input checked="" type="checkbox"/>	<input type="checkbox"/>	_____
4.03	A Waste Management Plan (WMP), incorporated in an Environmental Management Plan (EMP) is prepared and submitted to the Engineer/Supervising Officer for approval. Reference is made to Environment, Transport and Works Bureau Technical Circular (Works) (ETWB TCW) 19/2005.	<input type="checkbox"/>	<input type="checkbox"/>	<input checked="" type="checkbox"/>	<input type="checkbox"/>	_____
4.04	An approved person to be responsible for good site practice is nominated, including arrangements for collection and effective disposal to an appropriate facility of all wastes generated at the site.	<input type="checkbox"/>	<input type="checkbox"/>	<input checked="" type="checkbox"/>	<input type="checkbox"/>	_____
4.05	Is authorised or licensed waste hauler used to collect specific category of waste?	<input type="checkbox"/>	<input type="checkbox"/>	<input checked="" type="checkbox"/>	<input type="checkbox"/>	_____
4.06	A trip-ticket system is included as one of the contractual requirements and implemented by the Environmental Team to monitor the disposal of C&D and solid wastes at public filling facilities and landfills, and to control fly tipping. Reference is made to ETWB TCW No. 31/2004.	<input type="checkbox"/>	<input type="checkbox"/>	<input checked="" type="checkbox"/>	<input type="checkbox"/>	_____
4.07	Training of site personnel in proper waste management and chemical waste handling procedures.	<input type="checkbox"/>	<input type="checkbox"/>	<input checked="" type="checkbox"/>	<input type="checkbox"/>	_____

Contract no. AL G513 Expansion of Wo Hop Shek Crematorium

	Environmental Mitigation Measures	N/A*	N/O*	Yes*	No*	Photo/Remarks
4.08	Is routine cleaning and maintenance programme for drainage systems, sumps and oil interceptors conducted?	<input type="checkbox"/>	<input type="checkbox"/>	<input checked="" type="checkbox"/>	<input type="checkbox"/>	_____
4.09	Are sufficient waste disposal points and regular collection for disposal provided?	<input type="checkbox"/>	<input type="checkbox"/>	<input checked="" type="checkbox"/>	<input type="checkbox"/>	_____
4.10	Are appropriate measures to minimise windblown litter and dust during transportation of waste, such as covering trucks or transporting wastes in enclosed containers adopted?	<input type="checkbox"/>	<input type="checkbox"/>	<input checked="" type="checkbox"/>	<input type="checkbox"/>	_____
4.11	Is recording system for the amount of wastes generated, recycled and disposed of (including the disposal sites) implemented?	<input type="checkbox"/>	<input type="checkbox"/>	<input checked="" type="checkbox"/>	<input type="checkbox"/>	_____
4.12	Segregation and storage of different types of waste in different containers, skips or stockpiles to enhance reuse or recycling of materials and their proper disposal.	<input type="checkbox"/>	<input type="checkbox"/>	<input checked="" type="checkbox"/>	<input type="checkbox"/>	_____
4.13	Encourage collection of aluminium cans, plastic bottles and packaging material (e.g. carton boxes) and office paper by individual collectors. Separately labelled bins are provided to help segregate this waste from other general refuse generated by the work force.	<input type="checkbox"/>	<input type="checkbox"/>	<input checked="" type="checkbox"/>	<input type="checkbox"/>	_____
4.14	Are C&D materials reused when possible to reduce the amount of C&D material/waste?	<input type="checkbox"/>	<input type="checkbox"/>	<input checked="" type="checkbox"/>	<input type="checkbox"/>	_____
4.15	Are wood, steel and other metals separated for reuse and / or recycling prior to disposal of C&D waste to minimise the quantity of waste to be disposed of to landfill?	<input type="checkbox"/>	<input type="checkbox"/>	<input checked="" type="checkbox"/>	<input type="checkbox"/>	_____
4.16	Minimise the potential for damage or contamination of construction material by having proper storage and site practices.	<input type="checkbox"/>	<input type="checkbox"/>	<input checked="" type="checkbox"/>	<input type="checkbox"/>	_____
4.17	Plan and stock construction materials carefully to minimise the amount of surplus materials.	<input type="checkbox"/>	<input type="checkbox"/>	<input checked="" type="checkbox"/>	<input type="checkbox"/>	_____
4.18	Rock and soil generated from excavation are reused for site formation and excavated material from foundation work reused for landscaping as far as practicable to avoid disposal off-site.	<input type="checkbox"/>	<input type="checkbox"/>	<input checked="" type="checkbox"/>	<input type="checkbox"/>	_____
4.19	Is reuse of the public fill and C&D waste practiced on site as far as practicable?	<input type="checkbox"/>	<input type="checkbox"/>	<input checked="" type="checkbox"/>	<input type="checkbox"/>	_____
4.20	The handling of C&D materials is governed by WBTC No. 2/93. Inert C&D material (public fill) is directed to an approved public filling area or reclamation site, where it has the benefit of offsetting the need for removal of materials from borrow areas for reclamation purposes and helps to reduce the pressure on landfill sites.	<input type="checkbox"/>	<input type="checkbox"/>	<input checked="" type="checkbox"/>	<input type="checkbox"/>	_____
4.21	Are individuals or companies who deliver public fill to public filling areas obtained dumping licences?	<input type="checkbox"/>	<input type="checkbox"/>	<input checked="" type="checkbox"/>	<input type="checkbox"/>	_____

Contract no. AL G513 Expansion of Wo Hop Shek Crematorium

	Environmental Mitigation Measures	N/A*	N/O*	Yes*	No*	Photo/Remarks
4.22	Are careful design, planning and good site management adopted to minimise overordering and generation of waste materials such as concrete, mortar and cement grouts? The design of formwork maximise the use of standard wooden or metal panels so that high reuse levels can be achieved. Alternatives such as steel formwork, plastic fencing and reusable site office structures are considered to increase the potential for reuse and minimize C&D waste generation.	<input type="checkbox"/>	<input type="checkbox"/>	<input checked="" type="checkbox"/>	<input type="checkbox"/>	_____
4.23	The contractor uses as much as possible of the C&D material on-site. Proper segregation of waste types on site will increase the feasibility of certain components of the waste stream by recycling contractors.	<input type="checkbox"/>	<input type="checkbox"/>	<input checked="" type="checkbox"/>	<input type="checkbox"/>	_____
4.24	General refuse is stored in enclosed bins or compaction units separate from C&D and chemical wastes. A reputable waste collector is employed by the Contractor to remove general refuse from the site, separately from C&D and chemical wastes, on a daily or every second day basis to minimise odour, pest and litter impacts.	<input type="checkbox"/>	<input type="checkbox"/>	<input checked="" type="checkbox"/>	<input type="checkbox"/>	_____
Chemical Waste						
4.25	Contractor registers with the EPD as chemical waste producer if any chemical waste is generated	<input type="checkbox"/>	<input type="checkbox"/>	<input checked="" type="checkbox"/>	<input type="checkbox"/>	_____
4.26	All the chemical waste is handled according to the Code of Practice on the Packaging, Labelling and Storage of Chemical Wastes. The chemical waste is stored and collected by an approved contractor for disposal at a licensed facility in accordance with the Waste Disposal (Chemical Waste) (General) Regulation.	<input checked="" type="checkbox"/>	<input type="checkbox"/>	<input type="checkbox"/>	<input type="checkbox"/>	No chemical waste was generated
4.27	Principles of reuse and recycle chemical waste on site as far as practicable is adopted by the contractor.	<input checked="" type="checkbox"/>	<input type="checkbox"/>	<input type="checkbox"/>	<input type="checkbox"/>	No chemical waste was generated
4.28	Are unused chemicals or those with remaining functional capacity reused as far as practicable?	<input checked="" type="checkbox"/>	<input type="checkbox"/>	<input type="checkbox"/>	<input type="checkbox"/>	No chemical waste was generated
4.29	Disposal of chemical waste via a facility licensed to receive chemical waste, such as the Chemical Waste Treatment Facility at Tsing Yi, which offers a chemical waste collection service and can supply the necessary storage containers or a waste recycling plant approved by EPD.	<input checked="" type="checkbox"/>	<input type="checkbox"/>	<input type="checkbox"/>	<input type="checkbox"/>	No chemical waste was generated
5.00 Landscape and Visual (Construction Phase)						
5.01	Do site offices have olive green roof and façade coating or colour that match with existing environment?	<input type="checkbox"/>	<input type="checkbox"/>	<input checked="" type="checkbox"/>	<input type="checkbox"/>	_____
5.02	Are site offices and the construction yard decommissioned after construction?	<input checked="" type="checkbox"/>	<input type="checkbox"/>	<input type="checkbox"/>	<input type="checkbox"/>	The constructions not been completed
5.03	The height of site offices, including the rooftop does not exceed 10m, except building services equipment such as antennas, which exceeds 10 m but is coated in black.	<input type="checkbox"/>	<input type="checkbox"/>	<input checked="" type="checkbox"/>	<input type="checkbox"/>	_____

Contract no. AL G513 Expansion of Wo Hop Shek Crematorium

	Environmental Mitigation Measures	N/A*	N/O*	Yes*	No*	Photo/Remarks
5.04	Is site hoarding with 2.4m height and colour in harmony with the surrounding environment erected along the site boundary until the completion of relevant construction phases?	<input type="checkbox"/>	<input type="checkbox"/>	<input checked="" type="checkbox"/>	<input type="checkbox"/>	_____
5.05	Are construction plants and building materials orderly and carefully stored to appear neat and avoid visibility from outside where practical?	<input type="checkbox"/>	<input type="checkbox"/>	<input checked="" type="checkbox"/>	<input type="checkbox"/>	_____
5.06	Are excess materials removed from site as soon as practical?	<input type="checkbox"/>	<input type="checkbox"/>	<input checked="" type="checkbox"/>	<input type="checkbox"/>	_____
5.07	Are all construction plants removed from site upon completion of construction works?	<input checked="" type="checkbox"/>	<input type="checkbox"/>	<input type="checkbox"/>	<input type="checkbox"/>	The construction has not been completed
5.08	Are construction lights oriented away from the viewing location of VSRs?	<input type="checkbox"/>	<input checked="" type="checkbox"/>	<input type="checkbox"/>	<input type="checkbox"/>	_____
5.09	Are all lightings facing sensitive receiver installed with frosted diffusers and reflective covers?	<input type="checkbox"/>	<input checked="" type="checkbox"/>	<input type="checkbox"/>	<input type="checkbox"/>	_____
5.10	Trees that require removal are transplanted on site if practical. If not practical, these trees will be transplanted in locations within the vicinity as approved by the Architect.	<input type="checkbox"/>	<input type="checkbox"/>	<input checked="" type="checkbox"/>	<input type="checkbox"/>	_____
5.11	Planting works are carried out under the supervision of a specialist landscape specialist.	<input checked="" type="checkbox"/>	<input type="checkbox"/>	<input type="checkbox"/>	<input type="checkbox"/>	No planting work.
5.12	The rooftop of the cremation plant room is planted with lawn.	<input checked="" type="checkbox"/>	<input type="checkbox"/>	<input type="checkbox"/>	<input type="checkbox"/>	The cremation plant room has not been planted
5.13	New trees, shrubs and groundcover are carefully selected and designed to homogenize with the environment.	<input checked="" type="checkbox"/>	<input type="checkbox"/>	<input type="checkbox"/>	<input type="checkbox"/>	No planting work
5.14	No tree is transplanted or felled without prior approval by relevant Government departments.	<input type="checkbox"/>	<input type="checkbox"/>	<input checked="" type="checkbox"/>	<input type="checkbox"/>	_____
5.15	All trees that are marked for retention are fenced off with a 1.2m high fence around the dripline of trees or larger area as far as feasible.	<input type="checkbox"/>	<input type="checkbox"/>	<input checked="" type="checkbox"/>	<input type="checkbox"/>	_____
5.16	Transplant preparation works are carried out as soon as possible after the commencement of construction. Over-pruning such as hard pruning of tree crown, pollarding or topping are avoided. Rootball and crown pruning are carried out over at least 3 months.	<input type="checkbox"/>	<input type="checkbox"/>	<input checked="" type="checkbox"/>	<input type="checkbox"/>	_____
5.17	Existing shrub and ground cover planting areas that will not be removed are maintained in good condition and enhanced if practical.	<input type="checkbox"/>	<input type="checkbox"/>	<input checked="" type="checkbox"/>	<input type="checkbox"/>	_____
5.18	The chimney has been designed to have sculptural outlook and articulated. It is kept in proportion with the rest of the building.	<input checked="" type="checkbox"/>	<input type="checkbox"/>	<input type="checkbox"/>	<input type="checkbox"/>	The chimney has not been constructed
5.19	The chimney stack is designed to locate at the least conspicuous location of the site to VSRs.	<input checked="" type="checkbox"/>	<input type="checkbox"/>	<input type="checkbox"/>	<input type="checkbox"/>	The chimney has not been constructed

Contract no. AL G513 Expansion of Wo Hop Shek Crematorium

	Environmental Mitigation Measures	N/A*	N/O*	Yes*	No*	Photo/Remarks
5.20	Bi-weekly checking would be performed on the nine Terminalia mantaly trees within and outside the works area of the Project, or otherwise if the transplantations are not carried out according to the plan.	<input type="checkbox"/>	<input type="checkbox"/>	<input checked="" type="checkbox"/>	<input type="checkbox"/>	_____
5.21	Are silting traps installed to minimize silting to streams?	<input type="checkbox"/>	<input type="checkbox"/>	<input checked="" type="checkbox"/>	<input type="checkbox"/>	_____
5.22	Is the tree compensation to tree loss ratio at least 1:1 in term of quantity? About 100 trees will be planted to compensate for the loss of 54 trees. 100 trees will be planted on site and others, in locations within the vicinity approved by the Architect	<input checked="" type="checkbox"/>	<input type="checkbox"/>	<input type="checkbox"/>	<input type="checkbox"/>	No planting work
5.23	Is amenity planting for open spaces included in the Project?	<input checked="" type="checkbox"/>	<input type="checkbox"/>	<input type="checkbox"/>	<input type="checkbox"/>	No planting work
5.24	Is screen planting such as planting a roll of trees along the site boundary butting Kiu Tau Road carried out?	<input checked="" type="checkbox"/>	<input type="checkbox"/>	<input type="checkbox"/>	<input type="checkbox"/>	No planting work
5.25	Woodland mix, comprising of tree seedlings and shrubs, are planted within the Wo Hop Shek Cemetery to enhance the ecological value and compensatory of tree loss.	<input checked="" type="checkbox"/>	<input type="checkbox"/>	<input type="checkbox"/>	<input type="checkbox"/>	No planting work
5.26	Is the 10m height headroom cremation plant room half-sunken to reduce the visual impact to pedestrians?	<input checked="" type="checkbox"/>	<input type="checkbox"/>	<input type="checkbox"/>	<input type="checkbox"/>	The cremation plant room has not been completed.
6.00	Water Quality (Construction Phase)					
6.01	Wastewater is properly treated to meet the discharge standards set out in the relevant Water Pollution Control Ordinance (WPCO) discharge licence. No direct discharge of site runoff into the two streams is allowed.	<input type="checkbox"/>	<input type="checkbox"/>	<input checked="" type="checkbox"/>	<input type="checkbox"/>	_____
6.02	Perimeter channels are provided to intercept storm runoff from outside the site. The channels are constructed in advance of site formation works and earthworks.	<input type="checkbox"/>	<input type="checkbox"/>	<input checked="" type="checkbox"/>	<input type="checkbox"/>	_____
6.03	Sand/silt removal facilities such as sand traps, silt traps and sediment basins are provided to remove sand/silt particles from runoff to meet the requirements of the Technical Memorandum standard under the WPCO.	<input type="checkbox"/>	<input type="checkbox"/>	<input checked="" type="checkbox"/>	<input type="checkbox"/>	_____
6.04	Works are carefully programmed to minimise soil excavation works during rainy seasons.	<input type="checkbox"/>	<input type="checkbox"/>	<input checked="" type="checkbox"/>	<input type="checkbox"/>	_____
6.05	Exposed soil surfaces are protected by paving as soon as possible to reduce the potential of soil erosion.	<input type="checkbox"/>	<input type="checkbox"/>	<input checked="" type="checkbox"/>	<input type="checkbox"/>	_____
6.06	Temporary access roads are protected by crushed gravel and exposed slope surfaces are protected when rainstorms are likely to occur.	<input type="checkbox"/>	<input type="checkbox"/>	<input checked="" type="checkbox"/>	<input type="checkbox"/>	_____
6.07	Trench excavation is avoided in the wet season as far as practicable, and if necessary, these trenches are excavated and backfilled in short sections.	<input type="checkbox"/>	<input type="checkbox"/>	<input checked="" type="checkbox"/>	<input type="checkbox"/>	_____
6.08	Open stockpiles of construction materials on site are covered with tarpaulin or similar fabric during rainstorms.	<input type="checkbox"/>	<input type="checkbox"/>	<input checked="" type="checkbox"/>	<input type="checkbox"/>	_____

Contract no. AL G513 Expansion of Wo Hop Shek Crematorium

	Environmental Mitigation Measures	N/A*	N/O*	Yes*	No*	Photo/Remarks
6.09	Sand and silt in the wash water from the wheel from the wheel washing facility are settled out and removed before discharging into the storm drain.	<input type="checkbox"/>	<input type="checkbox"/>	<input checked="" type="checkbox"/>	<input type="checkbox"/>	_____
6.10	Oil interceptor is provided in the drainage system and regularly emptied to prevent the release of oil and grease into the storm drainage system after accidental spillage.	<input type="checkbox"/>	<input type="checkbox"/>	<input checked="" type="checkbox"/>	<input type="checkbox"/>	_____
6.11	Debris and rubbishes generated on site are collected, handled and disposed of properly to avoid them entering the two streams.	<input type="checkbox"/>	<input type="checkbox"/>	<input checked="" type="checkbox"/>	<input type="checkbox"/>	_____
6.12	All fuel tanks and storage areas are provided with locks and be sited on sealed areas, within bunds of a capacity equal to 110% of the storage capacity of the largest tank.	<input type="checkbox"/>	<input type="checkbox"/>	<input checked="" type="checkbox"/>	<input type="checkbox"/>	_____
6.13	Open storm water drains and culverts near the works area are covered to block the entrance of large debris and refuse.	<input type="checkbox"/>	<input type="checkbox"/>	<input checked="" type="checkbox"/>	<input type="checkbox"/>	_____
6.14	Portable chemical toilets handle the sewage from construction work force if the existing toilets in the Site are not adequate. Licensed contractors who are responsible for appropriate disposal and maintenance of these facilities provide appropriate and adequate portable toilets.	<input type="checkbox"/>	<input type="checkbox"/>	<input checked="" type="checkbox"/>	<input type="checkbox"/>	_____
6.15	Sheet piling is provided at suitable location around the basement excavation to reduce the effect of lowering the water table from any dewatering process. Any discharge of groundwater pumped out from any dewatering process of the construction works is treated to comply with the standards set in the relevant discharge licence prior discharge. No discharge of the groundwater is allowed into the two streams.	<input checked="" type="checkbox"/>	<input type="checkbox"/>	<input type="checkbox"/>	<input type="checkbox"/>	No groundwater is generated.
7.00	Ecology (Construction Phase)					
7.01	Any affected trees are transplanted to grassland / scrubland within the Wo Hop Shek Cemetery.	<input type="checkbox"/>	<input type="checkbox"/>	<input checked="" type="checkbox"/>	<input type="checkbox"/>	_____
7.02	Temporary accesses to the work sites are carefully planned and located to minimise disturbance caused to the streams and nearby habitats.	<input type="checkbox"/>	<input type="checkbox"/>	<input checked="" type="checkbox"/>	<input type="checkbox"/>	_____
7.03	Less or smaller construction plants are used to reduce disturbance to the nearby habitats.	<input type="checkbox"/>	<input type="checkbox"/>	<input checked="" type="checkbox"/>	<input type="checkbox"/>	_____
7.04	Vehicles and other plants are carefully maintained and properly used to minimise the chance for accidental spillage.	<input type="checkbox"/>	<input type="checkbox"/>	<input checked="" type="checkbox"/>	<input type="checkbox"/>	_____
7.05	Any spillages that do occur are quickly identified and appropriately cleaned up before they can contaminate streams or groundwater.	<input checked="" type="checkbox"/>	<input type="checkbox"/>	<input type="checkbox"/>	<input type="checkbox"/>	No spillages are made.
7.06	Basement formation or any construction activities likely to pump out a large quantity of groundwater are protected with sheet-piling at suitable locations around the basement footprint, or by any like method.	<input checked="" type="checkbox"/>	<input type="checkbox"/>	<input type="checkbox"/>	<input type="checkbox"/>	No groundwater was generated.
7.07	No groundwater is pumped back to the two stream courses to protect the natural integrity of the stream habitat and the associated organism.	<input checked="" type="checkbox"/>	<input type="checkbox"/>	<input type="checkbox"/>	<input type="checkbox"/>	No groundwater was generated.

Contract no. AL G513 Expansion of Wo Hop Shek Crematorium

	Environmental Mitigation Measures	N/A*	N/O*	Yes*	No*	Photo/Remarks
7.08	Sturdy 1.8 metres protective fencings are located at the edge of the tree canopy but not around the trunk.	<input type="checkbox"/>	<input type="checkbox"/>	<input checked="" type="checkbox"/>	<input type="checkbox"/>	_____
7.09	Works beneath the tree canopy are avoided: If encroachment under the canopy area is unavoidable, adequate protections are provided to ensure no damage of any part of the tree would occur due to the encroachment.	<input type="checkbox"/>	<input type="checkbox"/>	<input checked="" type="checkbox"/>	<input type="checkbox"/>	_____
7.10	Any tree transplanting and planting works are implemented by an approved Landscape Contractor. Quality control of the work is undertaken by a qualified Landscape Architect through site inspections and approval of works.	<input type="checkbox"/>	<input type="checkbox"/>	<input checked="" type="checkbox"/>	<input type="checkbox"/>	_____
7.11	Construction works are restricted within works area which are clearly defined.	<input type="checkbox"/>	<input type="checkbox"/>	<input checked="" type="checkbox"/>	<input type="checkbox"/>	_____
7.12	Woodland or other habitats that are affected by the construction works are well-defined and minimised.	<input type="checkbox"/>	<input type="checkbox"/>	<input checked="" type="checkbox"/>	<input type="checkbox"/>	_____
7.13	Human inference to habitats beyond the site boundary and habitats proposed to be retained are avoided by providing temporary barricades.	<input type="checkbox"/>	<input type="checkbox"/>	<input checked="" type="checkbox"/>	<input type="checkbox"/>	_____
7.14	Works area is reinstated immediately after completion of the construction.	<input type="checkbox"/>	<input type="checkbox"/>	<input checked="" type="checkbox"/>	<input type="checkbox"/>	_____
7.15	Uncontrolled burning of refuse is strictly prohibited. Appropriate fire control measures are provided in order to protect nearby habitats.	<input type="checkbox"/>	<input type="checkbox"/>	<input checked="" type="checkbox"/>	<input type="checkbox"/>	_____
7.16	Trees requiring transplantation or protection are identified based on the information illustrated in the Tree Survey Report.	<input type="checkbox"/>	<input type="checkbox"/>	<input checked="" type="checkbox"/>	<input type="checkbox"/>	_____
7.17	Is layout of the Project carefully designed to avoid or minimize the area of habitat loss and the numbers of trees to be felled?	<input type="checkbox"/>	<input type="checkbox"/>	<input checked="" type="checkbox"/>	<input type="checkbox"/>	_____
7.18	All trees are preserved as far as possible, especially species of conservation concern. Recommendations provided in the Tree Survey Report to mitigate impacts on trees shall be followed.	<input type="checkbox"/>	<input type="checkbox"/>	<input checked="" type="checkbox"/>	<input type="checkbox"/>	_____
7.19	Disturbance to the two plant species of conservation concern, namely Aquilaria sinensis and Cibotium barometz, is avoided. Where removal of these species is unavoidable, it is recommended to transplant them to habitats with similar conditions. Following transplantation, regular monitoring of these plants is conducted by a suitable qualified botanist / horticulturist over a 12-month period;	<input type="checkbox"/>	<input type="checkbox"/>	<input checked="" type="checkbox"/>	<input type="checkbox"/>	_____
7.20	Compensatory planting of the felled trees follows the Technical Circular No. 3/2006 issued by ETWB.	<input checked="" type="checkbox"/>	<input type="checkbox"/>	<input type="checkbox"/>	<input type="checkbox"/>	No planting work.
7.21	The Site inside or in the proximity of the streams and nearby habitats is temporarily isolated, by placing of sandbags or silt curtains with lead edge at the bottom and properly supported props, to prevent adverse impacts on these areas.	<input type="checkbox"/>	<input type="checkbox"/>	<input checked="" type="checkbox"/>	<input type="checkbox"/>	_____

Contract no. AL G513 Expansion of Wo Hop Shek Crematorium

	Environmental Mitigation Measures	N/A*	N/O*	Yes*	No*	Photo/Remarks
7.22	Appropriate storage locations are situated well away from the streams and nearby habitats for the temporary storage of materials (e.g. equipment, filling materials, chemicals and fuel) and temporary stockpile of construction debris and spoil are identified before commencement of the works.	<input type="checkbox"/>	<input type="checkbox"/>	<input checked="" type="checkbox"/>	<input type="checkbox"/>	_____
7.23	Stockpiling of construction materials, are covered and located away from the streams and nearby habitats.	<input type="checkbox"/>	<input type="checkbox"/>	<input checked="" type="checkbox"/>	<input type="checkbox"/>	_____
7.24	Construction debris and spoil are covered up and/or properly disposed of as soon as possible to avoid being washed into the streams and nearby habitats by rain.	<input type="checkbox"/>	<input type="checkbox"/>	<input checked="" type="checkbox"/>	<input type="checkbox"/>	_____
7.25	Construction effluent, site runoff and sewage is properly collected and/or treated.	<input type="checkbox"/>	<input type="checkbox"/>	<input checked="" type="checkbox"/>	<input type="checkbox"/>	_____
7.26	Proper locations for discharge outlets of any wastewater treatment facilities well away from the streams and nearby habitats are identified.	<input type="checkbox"/>	<input type="checkbox"/>	<input checked="" type="checkbox"/>	<input type="checkbox"/>	_____
7.27	Vehicles and other plant are carefully maintained and properly used to minimise the chance for accidental spillage.	<input type="checkbox"/>	<input type="checkbox"/>	<input checked="" type="checkbox"/>	<input type="checkbox"/>	_____
7.28	Temporary geo-textile silt fences around earth moving works are erected to trap any sediments being washed away and prevent them from entering surrounding areas.	<input type="checkbox"/>	<input type="checkbox"/>	<input checked="" type="checkbox"/>	<input type="checkbox"/>	_____
7.29	Exposed soil or other loose materials are covered with tarpaulins to prevent erosion, and then seeded and covered with a biodegradable geotextile blanket for erosion control purposes.	<input type="checkbox"/>	<input type="checkbox"/>	<input checked="" type="checkbox"/>	<input type="checkbox"/>	_____

*Remarks: N/A = Not applicable at current stage

N/O = Not observed in the site walk

Yes = Compliance

No = Non-compliance

Remark / Follow up of Observation(s) and Non-compliance(s) of Last Weekly Site Inspection:

Observation (s):

Nil

Reminder (s):

→ General Housekeeping should be maintain

Note: Figure 4.5 regarding clause 3.6 of EP has been displayed at the entrance of the site

Signatures:

ET

Contractor's

Architect's

IEC's

Representative

Representative

Representative

Representative

(Name: John Kwong)

(Name: M. Y. WONG)

(Name: L. Wong)

(Name:)

APPENDIX L: STATISTICS ON COMPLAINT, NOTIFICATIONS OF SUMMONS AND SUCCESSFUL PROSECUTIONS

Statistical Summary of Exceedances

Air Quality			
Location	Action Level	Limit Level	Total
A10	0	0	0
A20	0	0	0

Statistical Summary of Environmental Complaints

Reporting Period	Environmental Complaint Statistics		
	Frequency	Cumulative	Complaint Nature
01 Dec 2020 - 31 Dec 2020	0	0	N/A

Statistical Summary of Environmental Non-compliance

Reporting Period	Environmental Non-compliance Statistics		
	Frequency	Cumulative	Details
01 Dec 2020 - 31 Dec 2020	0	0	N/A

Statistical Summary of Environmental Summons

Reporting Period	Environmental Summons Statistics		
	Frequency	Cumulative	Details
01 Dec 2020 - 31 Dec 2020	0	0	N/A

Statistical Summary of Environmental Prosecution

Reporting Period	Environmental Prosecution Statistics		
	Frequency	Cumulative	Details
01 Dec 2020 - 31 Dec 2020	0	0	N/A

APPENDIX M: IMPACT MONITORING SCHEDULE OF NEXT REPORTING MONTH

Impact Monitoring Schedule for Expansion of Wo Hop Shek Crematorium

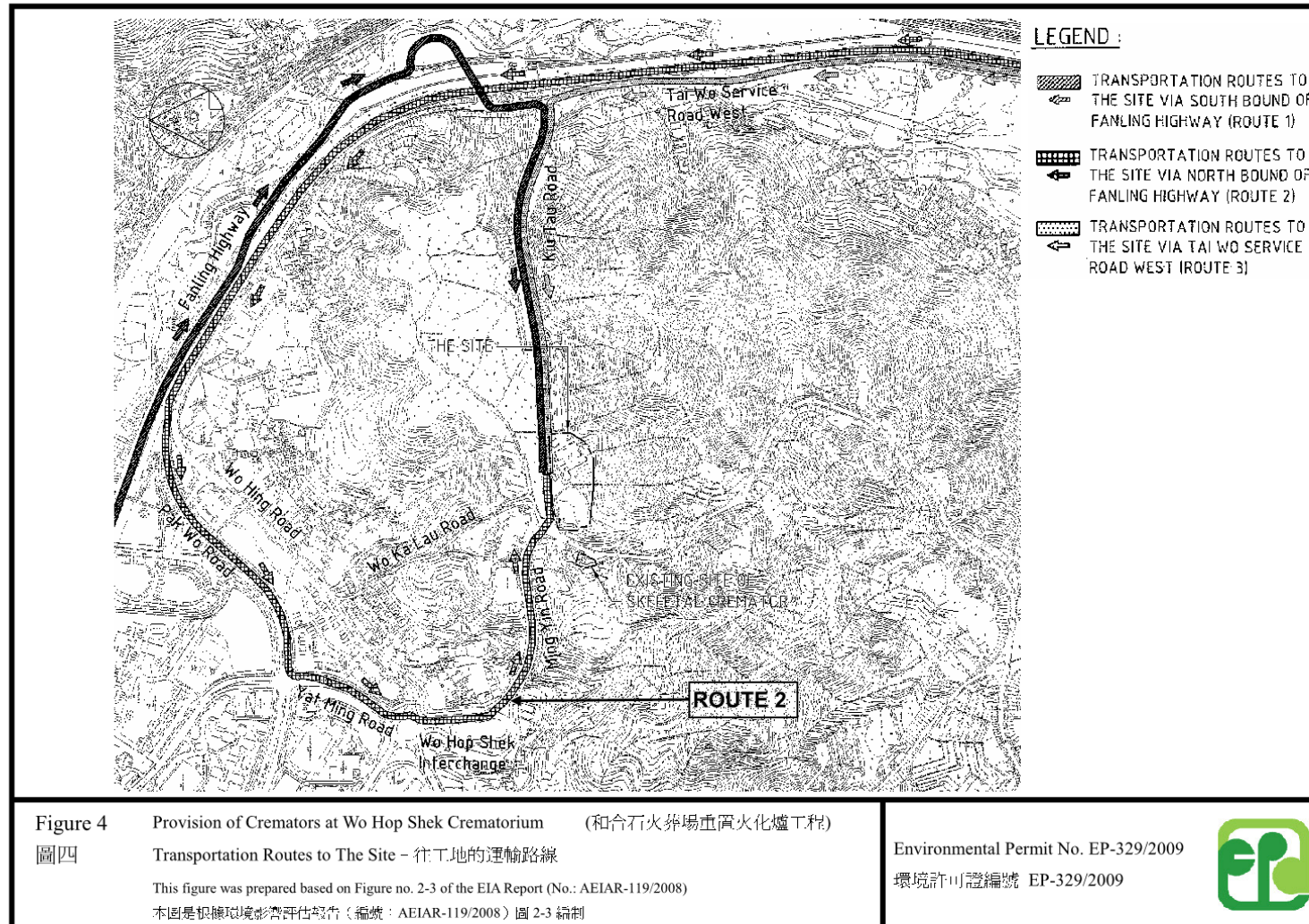
Jan-21						
Sun	Mon	Tue	Wed	Thur	Fri	Sat
					1	2
3	4	5	6	7	8	9
	Air monitoring for A10, A20 for 1-hr TSP and 24-hr TSP Monitoring Time: 0900-1630		Weekly ET site inspection and audit		Air monitoring for A10, A20 for 1-hr TSP and 24-hr TSP Monitoring Time: 0900-1630	
10	11	12	13	14	15	16
			Weekly ET site inspection and audit	Air monitoring for A10, A20 for 1-hr TSP and 24-hr TSP Monitoring Time: 0900-1630		
17	18	19	20	21	22	23
			Weekly ET site inspection and audit Air monitoring for A10, A20 for 1-hr TSP and 24-hr TSP Monitoring Time: 0900-1630			
24	25	26	27	28		
		Air monitoring for A10, A20 for 1-hr TSP and 24-hr TSP Monitoring Time: 0900-1630	Weekly ET site inspection and audit			
31						

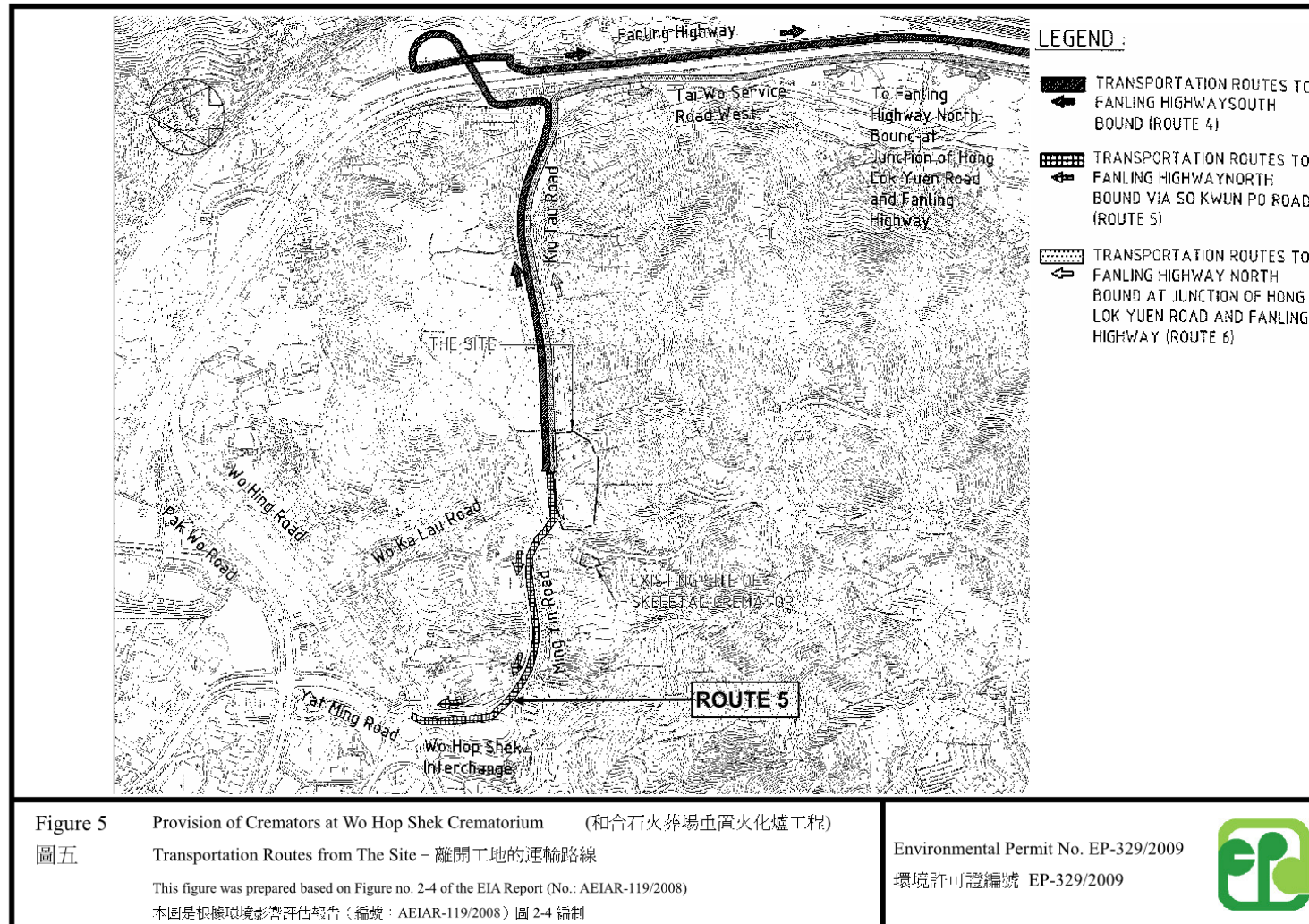
*Remarks: 1. This impact monitoring schedule is subject to change due to adverse weather conditions or other rationales.

2. Advance notification of the changes will be given to all relevant parties at least 48 hours prior to implementation.

The copyright of this document is owned by Acuity Sustainability Consulting Limited. It may not be reproduced except with prior written approval from the Company.

APPENDIX N: TRANSPORTATION ROUTES TO/FROM THE SITE





APPENDIX O: LAB REPORT

Acumen Laboratory and Testing Limited

Lot 12, Tam Kon Shan Road, Tsing Yi (N), Hong Kong
Tel: (852) 2333 6823 Fax: (852) 2333 1316

Test Report

Page 1 of 2

Report Number : Q200003aR210015
Job Number : R210015
Issue Date : 04/01/2021
Name of Applicant : Acuity Sustainability Consulting Limited
Address of Applicant : Unit C, 11/F, Ford Glory Plaza, No. 37-39 Wing Hong Street, Cheung
Sha Wan, Kowloon, Hong Kong
Project Name : ASCL-2018028 Expansion of Wo Hop Shek Crematorium
Sample Description : Total Suspended Particulates
Laboratory ID : R210015/1-2
Date of Sampling : 01/12/2020
Date Received : 01/12/2020
Test Period : 01/12/2020 – 02/12/2020
Test Required : 1. Total Suspended Particulates (TSP)

Method Used : 1. Gravimetric method

Test Result : Refer to the results on page 2.

For and on behalf of

Acumen Laboratory and Testing Limited

Authorized Signature: _____

Hui Wai Fung, Huntington

Laboratory Manager

Chemical Division

Hong Kong Accreditation Service (HKAS) has accredited Acumen Laboratory and Testing Limited (Reg. No. HOKLAS 241 - TEST) under the Hong Kong Laboratory Accreditation Scheme (HOKLAS) for specific laboratory activities as listed in the HOKLAS directory of accredited laboratories. This report is issued subject to Acumen Laboratory and Testing Limited standard TERMS AND CONDITIONS, and shall not be reproduced except in full or with written approval by Acumen Laboratory and Testing Limited. The result(s) of this report are applied to the sample(s) submitted only.

Acumen Laboratory & Testing Limited | Lot 12 Tam Kon Shan Road, Tsing Yi (N), Hong Kong
Tel: (852) 2333 6823 Fax: (852) 2333 1316
E-mail: htthui@acumenhk.com

Acumen Laboratory and Testing Limited

Lot 12, Tam Kon Shan Road, Tsing Yi (N), Hong Kong
Tel: (852) 2333 6823 Fax: (852) 2333 1316

Test Report

Page 2 of 2

Report Number : Q200003aR210015

Job Number : R210015

Issue Date : 04/01/2021

Test Result:

Lab ID	Date of Sampling	Client Sample ID	Initial Weight (g)	Final Weight (g)	Total Suspended Particulates (g)
R210015/1	01/12/2020	Fung Kai Liu Yun Sum Memorial School	2.7157	2.8499	0.1342
R210015/2	01/12/2020	Fanling Government Secondary School	2.7339	2.8949	0.1610

Note:
1. < indicates less than.
2. > indicates more than.
3. NA indicates Not Applicable.

End of Report

Hong Kong Accreditation Service (HKAS) has accredited Acumen Laboratory and Testing Limited (Reg. No. HOKLAS 241 - TEST) under the Hong Kong Laboratory Accreditation Scheme (HOKLAS) for specific laboratory activities as listed in the HOKLAS directory of accredited laboratories. This report is issued subject to Acumen Laboratory and Testing Limited standard TERMS AND CONDITIONS, and shall not be reproduced except in full or with written approval by Acumen Laboratory and Testing Limited. The result(s) of this report are applied to the sample(s) submitted only.

Acumen Laboratory & Testing Limited | Lot 12 Tam Kon Shan Road, Tsing Yi (N), Hong Kong
Tel: (852) 2333 6823 Fax: (852) 2333 1316
E-mail: hthui@acumenhk.com

Acumen Laboratory and Testing Limited

Lot 12, Tam Kon Shan Road, Tsing Yi (N), Hong Kong
Tel: (852) 2333 6823 Fax: (852) 2333 1316

Test Report

Page 1 of 2

Report Number : Q200003aR201184
Job Number : R201184
Issue Date : 11/12/2020
Name of Applicant : Acuity Sustainability Consulting Limited
Address of Applicant : Unit C, 11/F, Ford Glory Plaza, No. 37-39 Wing Hong Street, Cheung Sha Wan, Kowloon, Hong Kong
Project Name : ASCL-2018028 Expansion of Wo Hop Shek Crematorium
Sample Description : Total Suspended Particulates
Laboratory ID : R201184/1-2
Date of Sampling : 07/12/2020
Date Received : 07/12/2020
Test Period : 07/12/2020 – 08/12/2020
Test Required : 1. Total Suspended Particulates (TSP)

Method Used : 1. Gravimetric method

Test Result : Refer to the results on page 2.

For and on behalf of

Acumen Laboratory and Testing Limited

Authorized Signature:



Hui Wai Fung, Huntington

Laboratory Manager

Chemical Division

Hong Kong Accreditation Service (HKAS) has accredited Acumen Laboratory and Testing Limited (Reg. No. HOKLAS 241 - TEST) under the Hong Kong Laboratory Accreditation Scheme (HOKLAS) for specific laboratory activities as listed in the HOKLAS directory of accredited laboratories. This report is issued subject to Acumen Laboratory and Testing Limited standard TERMS AND CONDITIONS, and shall not be reproduced except in full or with written approval by Acumen Laboratory and Testing Limited. The result(s) of this report are applied to the sample(s) submitted only.

Acumen Laboratory and Testing Limited

Lot 12, Tam Kon Shan Road, Tsing Yi (N), Hong Kong
Tel: (852) 2333 6823 Fax: (852) 2333 1316

Test Report

Page 2 of 2

Report Number : Q200003aR201184

Job Number : R201184

Issue Date : 11/12/2020

Test Result:

Lab ID	Date of Sampling	Client Sample ID	Initial Weight (g)	Final Weight (g)	Total Suspended Particulates (g)
R201184/1	07/12/2020	Fung Kai Liu Yun Sum Memorial School	2.7821	2.9128	0.1307
R201184/2	07/12/2020	Fanling Government Secondary School	2.7635	2.8724	0.1089

Note:

1. < indicates less than.
2. > indicates more than.
3. NA indicates Not Applicable.

End of Report

Hong Kong Accreditation Service (HKAS) has accredited Acumen Laboratory and Testing Limited (Reg. No. HOKLAS 241 - TEST) under the Hong Kong Laboratory Accreditation Scheme (HOKLAS) for specific laboratory activities as listed in the HOKLAS directory of accredited laboratories. This report is issued subject to Acumen Laboratory and Testing Limited standard TERMS AND CONDITIONS, and shall not be reproduced except in full or with written approval by Acumen Laboratory and Testing Limited. The result(s) of this report are applied to the sample(s) submitted only.

Acumen Laboratory and Testing Limited

Lot 12, Tam Kon Shan Road, Tsing Yi (N), Hong Kong
Tel: (852) 2333 6823 Fax: (852) 2333 1316

Test Report

Page 1 of 2

Report Number : Q200003aR201217
Job Number : R201217
Issue Date : 17/12/2020
Name of Applicant : Acuity Sustainability Consulting Limited
Address of Applicant : Unit C, 11/F, Ford Glory Plaza, No. 37-39 Wing Hong Street, Cheung Sha Wan, Kowloon, Hong Kong
Project Name : ASCL-2018028 Expansion of Wo Hop Shek Crematorium
Sample Description : Total Suspended Particulates
Laboratory ID : R201217/1-2
Date of Sampling : 12/12/2020
Date Received : 12/12/2020
Test Period : 12/12/2020 – 13/12/2020
Test Required : 1. Total Suspended Particulates (TSP)


Method Used : 1. Gravimetric method

Test Result : Refer to the results on page 2.

For and on behalf of

Acumen Laboratory and Testing Limited

Authorized Signature:



Hui Wai Fung, Huntington
Laboratory Manager
Chemical Division

Hong Kong Accreditation Service (HKAS) has accredited Acumen Laboratory and Testing Limited (Reg. No. HOKLAS 241 - TEST) under the Hong Kong Laboratory Accreditation Scheme (HOKLAS) for specific laboratory activities as listed in the HOKLAS directory of accredited laboratories. This report is issued subject to Acumen Laboratory and Testing Limited standard TERMS AND CONDITIONS, and shall not be reproduced except in full or with written approval by Acumen Laboratory and Testing Limited. The result(s) of this report are applied to the sample(s) submitted only.

Acumen Laboratory and Testing Limited

Lot 12, Tam Kon Shan Road, Tsing Yi (N), Hong Kong
Tel: (852) 2333 6823 Fax: (852) 2333 1316

Test Report

Page 2 of 2

Report Number : Q200003aR201217

Job Number : R201217

Issue Date : 17/12/2020

Test Result:

Lab ID	Date of Sampling	Client Sample ID	Initial Weight (g)	Final Weight (g)	Total Suspended Particulates (g)
R201217/1	12/12/2020	Fung Kai Liu Yun Sum Memorial School	2.7632	2.8782	0.1150
R201217/2	12/12/2020	Fanling Government Secondary School	2.7856	2.8725	0.0869

Note: 1. < indicates less than.
2. > indicates more than.
3. NA indicates Not Applicable.

End of Report

Hong Kong Accreditation Service (HKAS) has accredited Acumen Laboratory and Testing Limited (Reg. No. HOKLAS 241 - TEST) under the Hong Kong Laboratory Accreditation Scheme (HOKLAS) for specific laboratory activities as listed in the HOKLAS directory of accredited laboratories. This report is issued subject to Acumen Laboratory and Testing Limited standard TERMS AND CONDITIONS, and shall not be reproduced except in full or with written approval by Acumen Laboratory and Testing Limited. The result(s) of this report are applied to the sample(s) submitted only.

Acumen Laboratory and Testing Limited

Lot 12, Tam Kon Shan Road, Tsing Yi (N), Hong Kong
Tel: (852) 2333 6823 Fax: (852) 2333 1316

Test Report

Page 1 of 2

Report Number : Q200003aR210017
Job Number : R210017
Issue Date : 04/01/2021
Name of Applicant : Acuity Sustainability Consulting Limited
Address of Applicant : Unit C, 11/F, Ford Glory Plaza, No. 37-39 Wing Hong Street, Cheung
Sha Wan, Kowloon, Hong Kong
Project Name : ASCL-2018028 Expansion of Wo Hop Shek Crematorium
Sample Description : Total Suspended Particulates
Laboratory ID : R210017/1-2
Date of Sampling : 18/12/2020
Date Received : 18/12/2020
Test Period : 18/12/2020 – 19/12/2020
Test Required : 1. Total Suspended Particulates (TSP)

Method Used : 1. Gravimetric method

Test Result : Refer to the results on page 2.

For and on behalf of

Acumen Laboratory and Testing Limited

Authorized Signature: _____

Hui Wai Fung, Huntington

Laboratory Manager

Chemical Division

Hong Kong Accreditation Service (HKAS) has accredited Acumen Laboratory and Testing Limited (Reg. No. HOKLAS 241 - TEST) under the Hong Kong Laboratory Accreditation Scheme (HOKLAS) for specific laboratory activities as listed in the HOKLAS directory of accredited laboratories. This report is issued subject to Acumen Laboratory and Testing Limited standard TERMS AND CONDITIONS, and shall not be reproduced except in full or with written approval by Acumen Laboratory and Testing Limited. The result(s) of this report are applied to the sample(s) submitted only.

Acumen Laboratory & Testing Limited | Lot 12 Tam Kon Shan Road, Tsing Yi (N), Hong Kong
Tel: (852) 2333 6823 Fax: (852) 2333 1316
E-mail: hthui@acumenhk.com

Acumen Laboratory and Testing Limited

Lot 12, Tam Kon Shan Road, Tsing Yi (N), Hong Kong
Tel: (852) 2333 6823 Fax: (852) 2333 1316

Test Report

Page 2 of 2

Report Number : Q200003aR210017

Job Number : R210017

Issue Date : 04/01/2021

Test Result:

Lab ID	Date of Sampling	Client Sample ID	Initial Weight (g)	Final Weight (g)	Total Suspended Particulates (g)
R210017/1	18/12/2020	Fung Kai Liu Yun Sum Memorial School	2.7172	2.8720	0.1548
R210017/2	18/12/2020	Fanling Government Secondary School	2.7698	2.8975	0.1277

Note:
1. < indicates less than.
2. > indicates more than.
3. NA indicates Not Applicable.

End of Report

Hong Kong Accreditation Service (HKAS) has accredited Acumen Laboratory and Testing Limited (Reg. No. HOKLAS 241 - TEST) under the Hong Kong Laboratory Accreditation Scheme (HOKLAS) for specific laboratory activities as listed in the HOKLAS directory of accredited laboratories. This report is issued subject to Acumen Laboratory and Testing Limited standard TERMS AND CONDITIONS, and shall not be reproduced except in full or with written approval by Acumen Laboratory and Testing Limited. The result(s) of this report are applied to the sample(s) submitted only.

Acumen Laboratory & Testing Limited | Lot 12 Tam Kon Shan Road, Tsing Yi (N), Hong Kong
Tel: (852) 2333 6823 Fax: (852) 2333 1316
E-mail: htthui@acumenhk.com

Acumen Laboratory and Testing Limited

Lot 12, Tam Kon Shan Road, Tsing Yi (N), Hong Kong
Tel: (852) 2333 6823 Fax: (852) 2333 1316

Test Report

Page 1 of 2

Report Number : Q200003aR201256
Job Number : R201256
Issue Date : 29/12/2020
Name of Applicant : Acuity Sustainability Consulting Limited
Address of Applicant : Unit C, 11/F, Ford Glory Plaza, No. 37-39 Wing Hong Street, Cheung
Sha Wan, Kowloon, Hong Kong
Project Name : ASCL-2018028 Expansion of Wo Hop Shek Crematorium
Sample Description : Total Suspended Particulates
Laboratory ID : R201256/1-2
Date of Sampling : 23/12/2020
Date Received : 23/12/2020
Test Period : 23/12/2020 – 24/12/2020
Test Required : 1. Total Suspended Particulates (TSP)


Method Used : 1. Gravimetric method

Test Result : Refer to the results on page 2.

For and on behalf of

Acumen Laboratory and Testing Limited

Authorized Signature: _____


Hui Wai Fung, Huntington
Laboratory Manager
Chemical Division

Hong Kong Accreditation Service (HKAS) has accredited Acumen Laboratory and Testing Limited (Reg. No. HOKLAS 241 - TEST) under the Hong Kong Laboratory Accreditation Scheme (HOKLAS) for specific laboratory activities as listed in the HOKLAS directory of accredited laboratories. This report is issued subject to Acumen Laboratory and Testing Limited standard TERMS AND CONDITIONS, and shall not be reproduced except in full or with written approval by Acumen Laboratory and Testing Limited. The result(s) of this report are applied to the sample(s) submitted only.

Acumen Laboratory and Testing Limited

Lot 12, Tam Kon Shan Road, Tsing Yi (N), Hong Kong
Tel: (852) 2333 6823 Fax: (852) 2333 1316

Test Report

Page 2 of 2

Report Number : Q200003aR201256

Job Number : R201256

Issue Date : 29/12/2020

Test Result:

Lab ID	Date of Sampling	Client Sample ID	Initial Weight (g)	Final Weight (g)	Total Suspended Particulates (g)
R201256/1	23/12/2020	Fung Kai Liu Yun Sum Memorial School	2.7616	2.8655	0.1039
R201256/2	23/12/2020	Fanling Government Secondary School	2.7452	2.8430	0.0978

Note:

1. < indicates less than.
2. > indicates more than.
3. NA indicates Not Applicable.

End of Report

Hong Kong Accreditation Service (HKAS) has accredited Acumen Laboratory and Testing Limited (Reg. No. HOKLAS 241 - TEST) under the Hong Kong Laboratory Accreditation Scheme (HOKLAS) for specific laboratory activities as listed in the HOKLAS directory of accredited laboratories. This report is issued subject to Acumen Laboratory and Testing Limited standard TERMS AND CONDITIONS, and shall not be reproduced except in full or with written approval by Acumen Laboratory and Testing Limited. The result(s) of this report are applied to the sample(s) submitted only.

Acumen Laboratory and Testing Limited

Lot 12, Tam Kon Shan Road, Tsing Yi (N), Hong Kong
Tel: (852) 2333 6823 Fax: (852) 2333 1316

Test Report

Page 1 of 2

Report Number : Q210003aR210035
Job Number : R210035
Issue Date : 06/01/2021
Name of Applicant : Acuity Sustainability Consulting Limited
Address of Applicant : Unit C, 11/F, Ford Glory Plaza, No. 37-39 Wing Hong Street, Cheung Sha Wan, Kowloon, Hong Kong
Project Name : ASCL-2018028 Expansion of Wo Hop Shek Crematorium
Sample Description : Total Suspended Particulates
Laboratory ID : R210035/1-2
Date of Sampling : 29/12/2020
Date Received : 29/12/2020
Test Period : 29/12/2020 – 30/12/2020
Test Required : 1. Total Suspended Particulates (TSP)


Method Used : 1. Gravimetric method

Test Result : Refer to the results on page 2.

For and on behalf of

Acumen Laboratory and Testing Limited

Authorized Signature: _____


Hui Wai Fung, Huntington
Laboratory Manager
Chemical Division

Hong Kong Accreditation Service (HKAS) has accredited Acumen Laboratory and Testing Limited (Reg. No. HOKLAS 241 - TEST) under the Hong Kong Laboratory Accreditation Scheme (HOKLAS) for specific laboratory activities as listed in the HOKLAS directory of accredited laboratories. This report is issued subject to Acumen Laboratory and Testing Limited standard TERMS AND CONDITIONS, and shall not be reproduced except in full or with written approval by Acumen Laboratory and Testing Limited. The result(s) of this report are applied to the sample(s) submitted only.

Acumen Laboratory & Testing Limited | Lot 12 Tam Kon Shan Road, Tsing Yi (N), Hong Kong
Tel: (852) 2333 6823 Fax: (852) 2333 1316
E-mail: htthui@acumenhk.com

Acumen Laboratory and Testing Limited

Lot 12, Tam Kon Shan Road, Tsing Yi (N), Hong Kong
Tel: (852) 2333 6823 Fax: (852) 2333 1316

Test Report

Page 2 of 2

Report Number : Q210003aR210035
Job Number : R210035
Issue Date : 06/01/2021

Test Result:

Lab ID	Date of Sampling	Client Sample ID	Initial Weight (g)	Final Weight (g)	Total Suspended Particulates (g)
R210035/1	29/12/2020	Fung Kai Liu Yun Sum Memorial School	2.7385	2.8560	0.1175
R210035/2	29/12/2020	Fanling Government Secondary School	2.7362	2.9268	0.1906

Note:

1. < indicates less than.
2. > indicates more than.
3. NA indicates Not Applicable.

End of Report

Hong Kong Accreditation Service (HKAS) has accredited Acumen Laboratory and Testing Limited (Reg. No. HOKLAS 241 - TEST) under the Hong Kong Laboratory Accreditation Scheme (HOKLAS) for specific laboratory activities as listed in the HOKLAS directory of accredited laboratories. This report is issued subject to Acumen Laboratory and Testing Limited standard TERMS AND CONDITIONS, and shall not be reproduced except in full or with written approval by Acumen Laboratory and Testing Limited. The result(s) of this report are applied to the sample(s) submitted only.

Acumen Laboratory & Testing Limited | Lot 12 Tam Kon Shan Road, Tsing Yi (N), Hong Kong
Tel: (852) 2333 6823 Fax: (852) 2333 1316
E-mail: htthui@acumenhk.com