

Ref.: CEDKTDS4EM00\_0\_0383L.24

22 October 2024

AECOM Asia Company Limited  
12/F, Grand Central Plaza, Tower 2  
138 Shatin Rural Committee Road  
Shatin, Hong Kong

By Post and Email

Attention: Ms. Fanny Lau

Dear Ms. Lau,

**Re: Contract No. ED/2018/01 – Kai Tak Development  
Stage 4 Infrastructure at the Former Runway and South Apron**

**Quarterly EM&A Summary Report for July 2024 to September 2024**

Reference is made to the Environmental Team's submission of the Quarterly EM&A Summary Report for July 2024 to September 2024 (Version 1.1) certified by the ET Leader and provided to us via email on 22 October 2024.

Please be informed that we have no adverse comment on the captioned submission.

Thank you for your attention. Please do not hesitate to contact the undersigned should you have any queries.

Yours sincerely,  
For and on behalf of  
Ramboll Hong Kong Limited



Y H Hui  
Independent Environmental Checker

c.c. CEDD  
Ka Shing  
Penta-Ocean

Attn.: Mr. Jason Wong  
Attn.: Mr. Chan Pang  
Attn.: Mr. Daniel Ho

Fax: 2739 0076  
By email  
Fax: 2572 4080

Q:\Projects\CEDKTDS4EM00\02 Proj\_Mgt\02 Corr\CEDKTDS4EM00\_0\_0383L.24.doc

**Quarterly Environmental Monitoring and Audit  
Summary Report (July 2024 – September 2024)  
for  
Contract No. ED/2018/01 –  
Kai Tak Development – Stage 4 infrastructure at the  
former runway and south apron**

**Contract No.: EDO 15/2018**

(Version 1.1)

Certified By: \_\_\_\_\_



(Environmental Team Leader)

<b>Table of Content</b>	<b>Page</b>
EXECUTIVE SUMMARY .....	6
Breaches of Action and Limit Levels .....	6
Complaint log .....	6
Notifications of Summons and Successful Prosecutions.....	6
Report changes.....	6
Major construction works in the reporting period .....	6
1. INTRODUCTION.....	8
Project Background .....	8
Project Organization .....	9
Works Area and Construction Programme.....	9
Construction works undertaken during reporting period.....	10
2. SUMMARY OF EM&A REQUIREMENTS AND MONITORING RESULTS ..	11
Monitoring Requirements .....	11
Air Quality Monitoring Locations .....	11
Air Quality Monitoring Parameters, Frequency and Duration .....	13
Air Quality Monitoring Equipment .....	13
Air Quality Monitoring Methodology and QA/QC Procedure.....	14
Wind Data Monitoring.....	16
Impact Air Quality Action and Limit Levels.....	17
Impact Air Quality Monitoring results .....	17
Noise Monitoring Locations .....	18
Noise Monitoring Parameters, Frequency and Duration .....	20
Noise Monitoring Equipment .....	21
Monitoring Methodology and QA/QC Procedure .....	21
Maintenance and Calibration .....	22
Impact Noise Action and Limit Levels.....	22

	Impact Noise Monitoring results .....	22
	Comparison of EM&A Results with EIA Predictions .....	23
3.	LANDSCAPE AND VISUAL MONITORING .....	27
4.	SOLID AND LIQUID WASTE MANAGEMENT .....	28
5.	ENVIRONMENTAL SITE INSPECTION AND AUDIT .....	29
	Site Inspection .....	29
	Implementation Status of Environmental Mitigation Measures .....	31
6.	SUMMARY OF NON-COMPLIANCE STATUS .....	32
	Breaches of Action and Limit Levels .....	32
	Environmental Complaint and Non-compliance .....	32
	Notifications of summons and successful prosecutions .....	33
7.	COMMENTS, RECOMMENDATIONS AND CONCLUSIONS .....	33
	Comments .....	33
	Recommendations.....	34
	Conclusions.....	35

**List of Tables**

Table I	Major construction activities in the reporting period
Table 1.1	Contact information of key personnel
Table 1.2	Major construction activities in the reporting period
Table 2.1	Locations of air quality monitoring stations
Table 2.2	Proposed alternative monitoring locations for AM4(A)
Table 2.3	Air quality monitoring parameters, frequency and duration
Table 2.4	Air Quality Monitoring Equipment
Table 2.5	Action and Limit Levels of 24-hour average TSP for construction dust monitoring
Table 2.6	Action and Limit Levels of 1-hour average TSP for construction dust monitoring

Table 2.7	Summary of 24-hour average TSP monitoring data during the reporting period
Table 2.8	Summary of 1-hour average TSP monitoring data during the reporting period
Table 2.9	Locations of noise monitoring stations
Table 2.10	Proposed alternative monitoring locations for M11
Table 2.11	Noise monitoring parameters, frequency and duration
Table 2.12	Noise Monitoring Equipment
Table 2.13	Baseline noise level and Action and Limit Levels for construction noise monitoring
Table 2.14	Summary of noise monitoring data during the reporting period
Table 2.15	Comparison of 24-hour average TSP monitoring data with EIA predictions
Table 2.16	Comparison of 1-hour average TSP monitoring data with EIA predictions
Table 2.17	Comparison of noise monitoring data with EIA predictions
Table 3.1	Summary of observations of Landscape and Visual impact during the reporting period
Table 5.1	Summary of site inspections observations during the reporting period
Table 6.1	Non-compliance record in the reporting period
Table 6.2	Summary of complaints in the reporting period
Table 6.3	Summary of summons and successful prosecutions in the reporting period
Table 7.1	Summary of recommendations / reminders made in site inspections during the reporting period

### **List of Figure**

Figure 1 – Proposed works of Contract No. ED/2018/01

Figure 2 – Proposed Bus Stop And Associated Noise Barrier At Road D3A

Figure 3 – Future Pedestrian Connection Between Landscaped Deck And Private Developments

Figure 4 – Site Layout Plan

Figure 5 – Air Quality Monitoring Stations

Figure 6 – Proposed Alternative Monitoring Locations for AM4(A)

Figure 7 – Noise Monitoring Stations

Figure 8 – Proposed Alternative Monitoring Locations for M11

### **List of Appendices**

Appendix A – Organization Chart of EM&A Team and Emergency Team

Appendix B – Construction Programme

Appendix C – Apply permission for Environmental Monitoring

Appendix D – Weather information

Appendix E – Monitoring data and graphical plots

Appendix F – Event and Action Plans for Construction Dust Monitoring, Construction Noise  
and Landscape and Visual Impact

Appendix G – Waste Flow Table

Appendix H – Environmental Mitigation Implementation Schedule (EMIS)

Appendix I – Summaries of Environmental Complaint, Warning, Summon and Notification of  
Successful Prosecution

## **EXECUTIVE SUMMARY**

1. This is the 19<sup>th</sup> Quarterly Environmental Monitoring & Audit (EM&A) Summary Report which summaries the findings of the EM&A Programme during the reporting period from 1<sup>st</sup> April 2024 to 30<sup>th</sup> September 2024 (the “reporting period”).

### **Breaches of Action and Limit Levels**

2. 1-hour TSP monitoring was conducted as scheduled in the reporting period. No Action/Limit Level exceedance was recorded.
3. 24-hour TSP monitoring was conducted as scheduled in the reporting period. No Action/Limit Level exceedance was recorded.
4. Construction noise monitoring was conducted as scheduled in the reporting period. No Limit Level exceedance was recorded.

### **Complaint log**

5. No complaint was received in the reporting period.

### **Notifications of Summons and Successful Prosecutions**

6. No notification of summons and successful prosecutions was received in the reporting period.

### **Report changes**

7. There was no reporting change in the reporting period.

### **Major construction works in the reporting period**

8. Major construction activities undertake during the reporting period included:

*Table I Major construction activities in the reporting period*

July 2024	August 2024	September 2024
<ul style="list-style-type: none"> <li>- Installation of steel roof structure at Observation Deck</li> <li>- Granolithic finishing works of Harbour Steps</li> <li>- Construction of thrust block, wash-out chamber, manhole for drainage works &amp; draw pit for cable works.</li> <li>- Flow rate test of DCS Intake Box Culvert</li> <li>- Construction of Event Deck no. 2</li> <li>- Installation of internal partition of Temporary Management Office</li> <li>- Installation of steel roof structure &amp; internal partition of Toilet cum and Changing Room</li> <li>- Installation of drainage near Pumping Stations</li> <li>- Finishing work in Pumping Stations</li> <li>- Erection of cladding of Feature Shelter, planter kerb at Elevated Landscape Deck</li> </ul>	<ul style="list-style-type: none"> <li>- Construction of pillar box and laying cable ducting by UU at LT-2</li> <li>- Installation of lift cart and E&amp;M works for Lift LT-4</li> <li>- Junction realignment and modification works at Shing Kai Road</li> <li>- Laying of stormwater drainage pipes/ sewer pipes/ watermains</li> <li>- Waterproof work for Box Culvert under section 8 (confined space)</li> <li>- Construction of Seawater Intake Box Culvert</li> <li>- Construction of Pumping Stations</li> <li>- Construction of Harbour Steps and Outfalls</li> <li>- Construction of Observation Deck</li> <li>- Construction of Toilet Cum Changing Room</li> </ul>	<ul style="list-style-type: none"> <li>- Underground services (e.g. watermains, storm drain, sewer laying works)</li> <li>- Road works and utilities works at Road D3 (MPS) and Road L12d</li> <li>- Outstanding works and rectification works along Road D3 (MPS)</li> <li>- Backfilling at Elevated Landscape Deck</li> <li>- Construction of Toilet cum Changing Room; Construction of Outfall and Harbour Steps</li> <li>- Waterproofing works Box Culvert under section 8 (confined space)</li> <li>- Construction of Pumping Stations</li> <li>- Construction of inspection shaft for Seawater Intake Box Culvert</li> <li>- Installation of lift cart and E&amp;M works for Lift LT-1 &amp; LT-2</li> <li>- Testing &amp; commissioning for Lift LT-4</li> </ul>

# 1. INTRODUCTION

## Project Background

- 1.1 The Kai Tak Development (KTD) is located in the south-eastern part of Kowloon Peninsula of the HKSAR, comprising the apron and runway areas of the former Kai Tak Airport and existing waterfront areas at To Kwa Wan, Ma Tau Kok, Kowloon Bay, Kwun Tong and Cha Kwo Ling.
- 1.2 Contract No. ED/2018/01 - Kai Tak Development – stage 4 infrastructure at the former runway and south apron (The Project), comprises mainly the design and construction of a dual two-lane Road D3 (Metro Park Section), a single 2-lane Road L12d, a salt water pumping station, a sewage pumping station, landscaped deck and promenade above and adjoining Road D3 (Metro Park Section) respectively, some remaining road works at Road L14, noise barrier at Road D3A, and other associated works at the former runway and south apron. The proposed works are shown in Figure 1 and Figure 2. During the course of the Contract No. ED/2018/01, there may be modification of noise barriers in association with the construction of footbridges connecting to the landscaped deck of Road D3A by developers of adjacent lands (Figure 3). The proposed works and site boundary are shown in Figure 4.
- 1.3 Civil Engineering and Development Department (CEDD) had completed an Environmental Impact Assessment (EIA) and is the Permit Holder.
- 1.4 The construction work under ED/2018/01 comprises the EM&A Manuals (EIA Register Nos. AEIAR-130/2009 for Kai Tak Development and EIA Register Nos. AEIAR-170/2013 for Roads D3A and D4A) and Environmental Permit (EP) Nos. EP-337/2009, EP-445/2013 and Variation to the EP (VEP) No. EP-445/2013/B.
- 1.5 Air quality and noise monitoring has been proposed in the EM&A Manual with EIA Register Nos. AEIAR-130/2009 for Kai Tak Development while no air quality and noise monitoring are proposed in EM&A Manual with EIA Register Nos. AEIAR-170/2013 for Roads D3A and D4A.

## **Project Organization**

1.6 The project organization chart and emergency team and with respect to the EM&A programme is shown in Appendix A. Information of key personnel contact names and telephone numbers are summarized in Table 1.1.

*Table 1.1 Contact information of key personnel*

Party	Role	Contact Person	Position	Phone No.	Fax No.
Civil Engineering and Development Department (CEDD)	Project Proponent	Mr. Jason Wong	Senior Engineer	3579 2453	2739 0076
		Ms. Chan Ka Yan	Engineer	3579 2458	2739 0076
AECOM Asia Co. Ltd. (AECOM)	Supervisor (act as Engineers' Representative (ER) listed in EM&A Manual)	Ms. Fanny Lau	CRE	3911 4201	3911 4288
Ramboll Hong Kong Limited (Ramboll)	Independent Environmental Checker (IEC)	Mr. Y H Hui	IEC	3465 2850	3465 2899
Ka Shing Management Consultant Limited (Ka Shing)	Environmental Team (ET)	Mr. Chan Pang	ET Leader	6082 2973	2120 7752
Penta-Ocean Construction Co., Ltd. (Penta-Ocean)	Contractor	Mr. Tony Tang	Environmental Officer	9433 2628	3465 8898

## **Works Area and Construction Programme**

1.7 The construction works commenced on 20 January 2020. The construction programme of the Project is given in Appendix B.

## Construction works undertaken during reporting period

1.8 Major construction works of the Project in the reporting period are summarized in Table 1.2:

*Table 1.2 Major construction activities in the reporting period*

July 2024	August 2024	September 2024
<ul style="list-style-type: none"> <li>- Installation of steel roof structure at Observation Deck</li> <li>- Granolithic finishing works of Harbour Steps</li> <li>- Construction of thrust block, wash-out chamber, manhole for drainage works &amp; draw pit for cable works.</li> <li>- Flow rate test of DCS Intake Box Culvert</li> <li>- Construction of Event Deck no. 2</li> <li>- Installation of internal partition of Temporary Management Office</li> <li>- Installation of steel roof structure &amp; internal partition of Toilet cum and Changing Room</li> <li>- Installation of drainage near Pumping Stations</li> <li>- Finishing work in Pumping Stations</li> <li>- Erection of cladding of Feature Shelter, planter kerb at Elevated Landscape Deck</li> </ul>	<ul style="list-style-type: none"> <li>- Construction of pillar box and laying cable ducting by UU at LT-2</li> <li>- Installation of lift cart and E&amp;M works for Lift LT-4</li> <li>- Junction realignment and modification works at Shing Kai Road</li> <li>- Laying of stormwater drainage pipes/ sewer pipes/ watermains</li> <li>- Waterproof work for Box Culvert under section 8 (confined space)</li> <li>- Construction of Seawater Intake Box Culvert</li> <li>- Construction of Pumping Stations</li> <li>- Construction of Harbour Steps and Outfalls</li> <li>- Construction of Observation Deck</li> <li>- Construction of Toilet Cum Changing Room</li> </ul>	<ul style="list-style-type: none"> <li>- Underground services (e.g. watermains, storm drain, sewer laying works)</li> <li>- Road works and utilities works at Road D3 (MPS) and Road L12d</li> <li>- Outstanding works and rectification works along Road D3 (MPS)</li> <li>- Backfilling at Elevated Landscape Deck</li> <li>- Construction of Toilet cum Changing Room; Construction of Outfall and Harbour Steps</li> <li>- Waterproofing works Box Culvert under section 8 (confined space)</li> <li>- Construction of Pumping Stations</li> <li>- Construction of inspection shaft for Seawater Intake Box Culvert</li> <li>- Installation of lift cart and E&amp;M works for Lift LT-1 &amp; LT-2</li> <li>- Testing &amp; commissioning for Lift</li> </ul>

July 2024	August 2024	September 2024
		LT-4

## 2. SUMMARY OF EM&A REQUIREMENTS AND MONITORING RESULTS

### Monitoring Requirements

2.1 In accordance with EM&A Manuals (EIA Register Nos. AEIAR-130/2009), impact air quality monitoring and impact noise monitoring shall be carried out during the construction phase of the Project.

### Air Quality Monitoring Locations

2.2 Three designated monitoring stations were selected for air quality monitoring programme. Impact air quality monitoring was conducted at three air quality monitoring stations in the reporting period. Table 2.1 describes the air quality monitoring locations, which are also depicted in Figure 5.

*Table 2.1 Locations of air quality monitoring stations*

Air Quality Monitoring Locations for the Project	Location of Measurement
AM3 - Sky Tower	Podium floor near T7
AM4(A) - The Hong Kong Society for the Blind's Factory cum Sheltered Workshop	Ground
AM7 – Hong Kong Children's Hospital	Rooftop

2.3 Due to the relocation of The Hong Kong Society for the Blind's Factory cum Sheltered Workshop (AM4(A)), the premises owner rejected ET to conduct impact monitoring since 1 September 2022. No 24-TSP monitoring was conducted at AM4(A) while 1-hr TSP monitoring at AM4(A) were conducted on the ground floor with orienting to the Project site.

2.4 ET approached the potential sensitive receivers for monitoring station relocation since May 2022. ET conducted site visit in nearby area and found that there was no property management company in most of the nearby premises and could not approach the residents regarding the environmental monitoring. No permission can be applied for environmental monitoring.

2.5 For those premises have property management company, ET sent the proposal to owner / property management company and explained the purpose of environmental monitoring (refer to Appendix C – Apply permission for Environmental Monitoring). Figure 6 shows the proposed alternative monitoring locations. No permission of setup and entry is received until the reporting period.

2.6 Summary of the status of for proposed alternative monitoring locations for AM4(A) are given in Table 2.2.

*Table 2.2 Proposed alternative monitoring locations for AM4(A)*

Proposed alternative monitoring locations for M11	Status up to reporting month
A1 - The Lok Sin Tong Modular Social Housing Scheme	Rejected application on 13 Oct 2022
A2 - Freder Centre	No reply from building management office
A3 - New Port Centre	No reply from building management office
A4 - 112 - 138 To Kwa Wan Road	No property management company and could not apply the permission.
A5 - 2 - 26 Hok Ling Street	No property management company and could not apply the permission.
A6 - 1 - 27 Hok Ling Street	No property management company and could not apply the permission.
A7 - 2 - 28 Tsun Fat Street	No property management company and could not apply the permission.
A8 - 1 - 27 Tsun Fat Street	No property management company and could not apply the permission.
A9 - 2 - 28 Yin On Street	No property management company and could not apply the permission.
A10 - 1 - 27 Yin On Street	No property management company and could not apply the permission.
A11 - 2 - 28 Shim Luen Street	No property management company and could not apply the permission.
A12 - 1 - 27 Shim Luen Street	No property management company and could not apply the permission.
A13 - 2 - 28 Hung Wan Street	No property management company and could not apply the permission.
A14 - 1 - 27 Hung Wan Street	No property management company and could not apply the permission.
A15 - 2 - 28 Pang Ching Street	No property management company and could not apply the permission.
A16 - 1 - 27 Pang Ching Street	No property management company and could not apply the permission.
A17 - 2 - 28 Ying Yeung Street	No property management company and could not apply the permission.
A18 - 1 - 27 Ying Yeung Street	No property management company and could not apply the permission.

Proposed alternative monitoring locations for M11	Status up to reporting month
A19 - 2 - 28 Lun Cheung Street	No property management company and could not apply the permission.
A20 - 1 - 27 Lun Cheung Street	No property management company and could not apply the permission.
A21 - 2 - 28 Luk Ming Street	No property management company and could not apply the permission.
A22 - 1 - 27 Luk Ming Street	No property management company and could not apply the permission.
A23 - 2 - 28 Fung Yi Street	No property management company and could not apply the permission.

2.7 ET will resume the impact monitoring once the alternative monitoring location for AM4(A) are confirmed.

### **Air Quality Monitoring Parameters, Frequency and Duration**

2.8 The air quality monitoring locations and monitoring frequency are listed in Table 2.3.

*Table 2.3 Air quality monitoring parameters, frequency and duration*

Air Monitoring Station	Location for Measurement	Parameter	Duration	Frequency
AM3 - Sky Tower	Podium floor near T7			
AM4(A) - The Hong Kong Society for the Blind's Factory cum Sheltered Workshop*	Rooftop / Ground Floor*	- 24-hour average TSP	- 24 hours	- Once every 6 days
		- 1-hour average TSP	- 1 hour	- Three times every 6 days
AM7 - Hong Kong Children's Hospital	Rooftop			

NOTE: \* Due to the relocation of The Hong Kong Society for the Blind's Factory cum Sheltered Workshop (AM4(A)), the premises owner rejected ET to conduct impact monitoring since 1 September 2022. No 24-hr TSP monitoring and 1-hour TSP monitoring was conducted on the ground floor outside AM4(A) with facing to the Project Site because of the access limitation since September 2022.

### **Air Quality Monitoring Equipment**

2.6 24-hour average TSP and 1-hour average TSP levels were measured for impact monitoring. 24-hour average TSP levels were measured by the High Volume Samplers (HVS) and 1-hour average TSP levels were measured by direct reading method to indicate short-term impacts. Wind data monitoring equipment was set up at conspicuous locations for logging wind speed and wind direction near to the dust monitoring locations. Table 2.4 summarizes the equipment to be used in the air quality monitoring.

*Table 2.4 Air Quality Monitoring Equipment*

Equipment	Model	Quantity
HVS Sampler	TE-5170 X c/w of TSP sampling inlet	3
Calibrator	TISCH TE-5025A	1
1-hour TSP Dust Meter	TSI Model AM510 SidePak Personal Aerosol Monitor	4
Wind Anemometer	Davis Vantage Pro2 Weather Station	1

2.7 High volume samplers (HVS) (TE-5170 X c/w of TSP sampling inlet) comprising with appropriate sampling inlets were employed for 24-hour TSP monitoring. The sampler was composed of a motor, a filter holder, a flow controller and a sampling inlet and its performance specification complied with that required by USEPA Standard Title 40, Code of Federation Regulations Chapter 1 (Part 50).

### **Air Quality Monitoring Methodology and QA/QC Procedure**

#### ***24-hour TSP Monitoring***

##### **Operating/Analytical Procedures**

2.8 Setup criteria of HVS are shown as follows:

- A horizontal platform with appropriate support to secure the samplers against gusty wind was provided.
- No two samplers were placed less than 2m apart.
- The distance between the sampler and an obstacle, such as buildings, was at least twice the height that the obstacle protrudes above the sampler.
- A minimum of 2m of separation from walls, parapets and penthouses was set for the rooftop samples.
- A minimum of 2m separation from any supporting structure, measured horizontally was set.
- No furnaces or incineration flues was nearby.
- Airflow around the sampler was unrestricted.
- Any wire fence and gate, to protect the samplers, was not caused any obstruction during monitoring.
- Permission were obtained to setup the samplers and to obtain access to the monitoring stations.

- A secured supply of electricity was provided to operate the samplers.

2.9 Prior to the commencement of the dust sampling, the flow rate of the HVS was properly set (between 1.1 m<sup>3</sup>/min. and 1.7 m<sup>3</sup>/min.) in accordance with the manufacturer's instruction to within the range recommended in USEPA Standard Title 40, CFR Part 50.

2.10 For TSP sampling, Glass Fiber Filter Media 8" x 10" have a collection efficiency of > 99 % for particles of 0.3 µm diameter were used.

2.11 The power supply was checked to ensure the sampler worked properly and then placed any filter media at the designated air monitoring station

2.12 The filter holding frame was removed by loosening the four nuts and a weighted and conditioned filter was carefully centered with the stamped number upwards, on a supporting screen.

2.13 The filter was aligned on the screen so that the gasket formed an airtight seal on the outer edges of the filter. Then the filter holding frame was tightened to the filter holder with swing bolts. The applied pressure was sufficient to avoid air leakage at the edges.

2.14 The shelter lid was closed and secured with the aluminium strip.

2.15 The timer was programmed. Information was recorded on the record sheet, which included the starting time, the weather condition and the filter number (the initial weight of the filter paper can be found out by using the filter number).

2.16 After sampling, the filter was removed from the HVS and put into a clean and labeled seal plastic bag to avoid cross contamination. The elapsed time was also be recorded. The sampled filters were sent to the HOKLAS accredited or other internationally accredited laboratory for weighting.

#### Maintenance/Calibration

2.17 The following maintenance/calibration are required for the HVS:

- The HVS and their accessories were properly maintained. Appropriate maintenance such as routine motor brushes replacement and electrical wiring checking were made to ensure that the equipment and necessary power supply are in good working condition.

- High volume samplers were calibrated with at bi-monthly intervals using TE-5025A Calibration Kit throughout all stages of the air quality monitoring.

### ***1-hour TSP Monitoring***

#### Measurement Procedures

2.18 The measurement procedures of the 1-hour TSP were conducted in accordance with the Manufacturer's Instruction Manual as follows:

- Set up the dust meter on a tripod at 1.2m level.
- Turned on the dust meter and check the battery, if too low, change new ones. Pointed the meter to the source area or the planned measurement area.
- The zero calibration of the instrument was conducted before and after each sampling.
- TSP levels were recorded for 1-hour with 5-minute data logging interval.
- Recorded down the general meteorological conditions, Test ID no., start/end time, spot checking reading at each sampling location for data processing.
- Recorded any activities that may generate dust during measurement period.

#### Maintenance/Calibration

2.19 The following maintenance/calibration are required for the direct dust meters:

- To validity the accuracy of dust meter, compare the results measured by dust meter and HVS by direct reading method every 12 months throughout all stages of the air quality monitoring.

### **Wind Data Monitoring**

2.20 Wind Anemometer was installed at the roof-top of AM7 - Hong Kong Children's Hospital with 10m above ground and clear of constructions or turbulence caused by the buildings to record wind speed and wind direction.

2.21 Details of weather information during the monitoring period are shown in Appendix D.

## **Impact Air Quality Action and Limit Levels**

2.22 The Action and Limit Levels of 24-hour average TSP and 1-hour average TSP are summarized in Table 2.5 and Table 2.6 respectively.

*Table 2.5 Action and Limit Levels of 24-hour average TSP for construction dust monitoring*

Parameter	Air Monitoring Station	Action Level, $\mu\text{g}/\text{m}^3$	Limit Level, $\mu\text{g}/\text{m}^3$
24-hour average TSP	AM3	182	260
	AM4(A)	187	260
	AM7	181	260

*Table 2.6 Action and Limit Levels of 1-hour average TSP for construction dust monitoring*

Parameter	Air Monitoring Station	Action Level, $\mu\text{g}/\text{m}^3$	Limit Level, $\mu\text{g}/\text{m}^3$
1-hour average TSP	AM3	297	500
	AM4(A)	326	500
	AM7	315	500

## **Impact Air Quality Monitoring results**

2.23 Impact monitoring results for 24-hour average TSP and 1-hour average TSP levels at the designed air quality monitoring stations are summarized in Table 2.7 and Table 2.8 respectively.

*Table 2.7 Summary of 24-hour average TSP monitoring data during the reporting period*

Air Monitoring Station	July 2024		August 2024		September 2024		Action Level, $\mu\text{g}/\text{m}^3$	Limit Level, $\mu\text{g}/\text{m}^3$
	24-hr Average TSP Concentration, $\mu\text{g}/\text{m}^3$	Range, $\mu\text{g}/\text{m}^3$	24-hr Average TSP Concentration, $\mu\text{g}/\text{m}^3$	Range, $\mu\text{g}/\text{m}^3$	24-hr Average TSP Concentration, $\mu\text{g}/\text{m}^3$	Range, $\mu\text{g}/\text{m}^3$		
AM3	55	32 – 78	50	40 – 61	56	33 – 86	182	260
AM4(A)*	/	/ – /	/	/ – /	/	/ – /	187	260
AM7	42	24 – 62	55	41 – 63	47	27 – 65	181	260

NOTE: \* Due to the relocation of The Hong Kong Society for the Blind's Factory cum Sheltered Workshop (AM4(A)), the premises owner rejected ET to conduct impact monitoring since 1 September 2022. No 24-TSP monitoring was conducted at AM4(A) because of the assess limitation since the September 2022.

*Table 2.8 Summary of 1-hour average TSP monitoring data during the reporting period*

Air Monitoring Station	July 2024		August 2024		September 2024		Action Level, $\mu\text{g}/\text{m}^3$	Limit Level, $\mu\text{g}/\text{m}^3$
	1-hr Average TSP Concentration, $\mu\text{g}/\text{m}^3$	Range, $\mu\text{g}/\text{m}^3$	1-hr Average TSP Concentration, $\mu\text{g}/\text{m}^3$	Range, $\mu\text{g}/\text{m}^3$	1-hr Average TSP Concentration, $\mu\text{g}/\text{m}^3$	Range, $\mu\text{g}/\text{m}^3$		
AM3	53	31 – 77	45	31 – 64	57	31 – 92	297	500
AM4(A)*	60	34 – 88	66	44 – 89	75	54 – 111	326	500
AM7	45	33 – 60	55	39 – 72	53	34 – 72	315	500

NOTE: \*Due to the relocation of The Hong Kong Society for the Blind’s Factory cum Sheltered Workshop (AM4(A)), the premises owner rejected ET to conduct impact monitoring since 1 September 2022. 1-hour TSP monitoring was conducted on the ground floor outside AM4(A) with facing to the Project Site because of the access limitation since September 2022

2.24 There was no Action and Limit Level exceedance of 24-hour average TSP and 1-hour average TSP levels recorded during the reporting period.

2.25 Graphical presentation and detailed monitoring results of 24-hour average TSP and 1-hour average TSP levels are shown in Appendix E.

2.26 The Event and Action Plan is provided in Appendix F.

2.27 Non-project related construction activities in the adjacent construction sites were observed during the reporting period and may affect the monitoring results.

### **Noise Monitoring Locations**

2.28 Two designated monitoring stations were selected for noise monitoring programme. Impact noise monitoring was conducted at two noise monitoring stations in the reporting period. Table 2.9 describes the noise monitoring locations, which are also depicted in Figure 7.

*Table 2.9 Locations of noise monitoring stations*

Noise Monitoring Locations for the Project	Location of Measurement
M11 - The Hong Kong Society for the Blind’s Factory cum Sheltered Workshop	Ground Floor (Façade)
M12 - Hong Kong Children’s Hospital	Rooftop (Façade)

2.29 Due to the relocation of The Hong Kong Society for the Blind's Factory cum Sheltered Workshop (M11), the premises owner rejected ET to conduct impact monitoring since 1 September 2022.

2.30 ET approached the potential sensitive receivers for monitoring station relocation since May 2022. ET conducted site visit in nearby area and found that there was no property management company in most of the nearby premises and could not approach the residents regarding the environmental monitoring. No permission can be applied for environmental monitoring.

2.31 For those premises have property management company, ET sent the proposal to owner / property management company and explained the purpose of environmental monitoring (refer to Appendix C – Apply permission for Environmental Monitoring). Figure 8 shows the proposed alternative monitoring locations. No permission of setup and entry is received until the reporting period.

2.32 Summary of the status of for proposed alternative monitoring locations for M11 are given in Table 2.10.

*Table 2.10 Proposed alternative monitoring locations for M11*

Proposed alternative monitoring locations for M11	Status upto reporting month
A1 - The Lok Sin Tong Modular Social Housing Scheme	Rejected application on 13 Oct 2022
A2 - Freder Centre	No reply from building management office
A3 - New Port Centre	No reply from building management office
A4 - 112 - 138 To Kwa Wan Road	No property management company and could not apply the permission.
A5 - 2 - 26 Hok Ling Street	No property management company and could not apply the permission.
A6 - 1 - 27 Hok Ling Street	No property management company and could not apply the permission.
A7 - 2 - 28 Tsun Fat Street	No property management company and could not apply the permission.
A8 - 1 - 27 Tsun Fat Street	No property management company and could not apply the permission.
A9 – 2 - 28 Yin On Street	No property management company and could not apply the permission.
A10 – 1 – 27 Yin On Street	No property management company and could not apply the permission.
A11 – 2 – 28 Shim Luen Street	No property management company and could not apply the permission.
A12 - 1 - 27 Shim Luen Street	No property management company and could not apply the permission.
A13 - 2 - 28 Hung Wan Street	No property management company and could

Proposed alternative monitoring locations for M11	Status upto reporting month
	not apply the permission.
A14 - 1 - 27 Hung Wan Street	No property management company and could not apply the permission.
A15 - 2 - 28 Pang Ching Street	No property management company and could not apply the permission.
A16 - 1 - 27 Pang Ching Street	No property management company and could not apply the permission.
A17 - 2 - 28 Ying Yeung Street	No property management company and could not apply the permission.
A18 - 1 - 27 Ying Yeung Street	No property management company and could not apply the permission.
A19 - 2 - 28 Lun Cheung Street	No property management company and could not apply the permission.
A20 - 1 - 27 Lun Cheung Street	No property management company and could not apply the permission.
A21 - 2 - 28 Luk Ming Street	No property management company and could not apply the permission.
A22 - 1 - 27 Luk Ming Street	No property management company and could not apply the permission.
A23 - 2 - 28 Fung Yi Street	No property management company and could not apply the permission.

2.33 ET will resume the impact monitoring once the alternative monitoring location for M11 are confirmed.

### **Noise Monitoring Parameters, Frequency and Duration**

2.34 The noise monitoring locations and monitoring frequency are listed in Table 2.11.

*Table 2.11 Noise monitoring parameters, frequency and duration*

Noise Monitoring Station	Location for Measurement	Parameter	Frequency and Duration
M11 - The Hong Kong Society for the Blind's Factory cum Sheltered Workshop*	Ground Floor (Façade)*	L <sub>Aeq</sub> , L <sub>A10</sub> and L <sub>A90</sub>	30 - minutes measurement at each monitoring station between 0700 – 1900 hrs on normal weekdays (Monday to Saturday) at frequency of once per week.
M12 - Hong Kong Children's Hospital	Rooftop (Façade)		

NOTE: \*Due to the relocation of The Hong Kong Society for the Blind's Factory cum Sheltered Workshop (M11), the premises owner rejected ET to conduct impact monitoring since 1 September 2022. Construction noise monitoring was conducted on the ground floor outside M11 with facing to the Project Site because of the access limitation since September 2022.

## **Noise Monitoring Equipment**

2.35 As referred to in the Technical Memorandum (TM) issued under the Noise Control Ordinance (NCO), sound level meters in compliance with the IEC 61672-1 (Type 1) standard [this standard replaced the International Electrotechnical Commission Publications 60651:1979 (Type 1) and 60804:1985 (Type 1)] were used for noise monitoring. Table 2.12 summarizes the equipment to be used in the noise monitoring.

*Table 2.12 Noise Monitoring Equipment*

Equipment	Model	Quantity
Sound Level Meter	RION NL52	3
Sound Level Calibrator	RION NC 74	2
Sound Level Calibrator	RION NC 75	1
Air Flowmeter	TSI TA440 Air Velocity	2

## **Monitoring Methodology and QA/QC Procedure**

2.36 The noise level measurement was conducted at 1m from the exterior of the nearby noise sensitive receivers building façade and at 1.2m above the ground and facing to the source area or the planned measurement area.

2.37 No noise measurement was conducted in the presence of fog, rain, wind with a steady speed exceeding 5 m/s or wind with gusts exceeding 10 m/s. Air flow was measured by air flow meter.

2.38 Turned on the sound level meter and check the battery, if too low, change new ones.

2.39 Calibration was conducted immediately prior to and after each noise measurement, the accuracy of the sound level meters was checked by using sound calibrator generating 1,000 Hz with 94dB. Measurement data was found to be valid only if the calibration levels from before and after the noise measurement agreed to within 1.0 dB.

2.40 Noise level was recorded.

2.41 Recorded any activities that may generate noise during measurement period.

## **Maintenance and Calibration**

2.42 The microphone head of the sound level meter and calibrator was cleaned with a soft cloth at quarterly intervals.

2.43 The sound level meter and sound calibrator were calibrated annually.

2.44 Calibration for sound level meter was conducted immediately prior to and following each noise measurement by using sound calibrator generating a known sound pressure level at a known frequency (1,000 Hz with 94dB). Measurements may be accepted as valid only if the calibration levels from before and after the noise measurement agree to within 1.0 dB.

## **Impact Noise Action and Limit Levels**

2.45 The Baseline Noise Levels and Action and Limit Levels for construction noise is presented in Table 2.13.

*Table 2.13 Baseline noise level and Action and Limit Levels for construction noise monitoring*

Time Period	Noise Monitoring Station	Baseline Noise Levels, dB (A)	Action Level	Limit Level <sup>^</sup>
0700 – 1900 on normal weekdays	M11	68.3	When one documented complaint is received.	75 dB(A)
	M12	61.9		

Note: <sup>^</sup> If works are to be carried out during restricted hours, the conditions stipulated in the Construction Noise Permit (CNP) issued by the Noise Control Authority have to be followed.

## **Impact Noise Monitoring results**

2.46 Impact noise monitoring results at the designed noise monitoring stations are summarized in Table 2.14.

*Table 2.14 Summary of noise monitoring data during the reporting period*

Noise Monitoring Station	July 2024		August 2024		September 2024		Action Level	Limit Level ^
	Measured L <sub>Aeq, 30-min</sub> , Average, dB(A)	Measured L <sub>Aeq, 30-min</sub> , Range, dB(A)	Measured L <sub>Aeq, 30-min</sub> , Average, dB(A)	Measured L <sub>Aeq, 30-min</sub> , Range, dB(A)	Measured L <sub>Aeq, 30-min</sub> , Average, dB(A)	Measured L <sub>Aeq, 30-min</sub> , Range, dB(A)		
M11	72.8	71.6 – 73.6	73.5	73.1 – 74.0	73.4	72.7 – 74.1	When one documented complaint is received.	75 dB(A)
M12	63.3	62.4 – 64.7	63.3	61.5 – 64.8	63.3	61.4 – 64.9		

Note: ^ If works are to be carried out during restricted hours, the conditions stipulated in the Construction Noise Permit (CNP) issued by the Noise Control Authority have to be followed.

2.47 No Action or Limit Level of noise monitoring was recorded in the reporting period.

2.48 Graphical presentation and detailed monitoring results of impact noise are shown in Appendix E.

2.49 The Event and Action Plan is provided in Appendix F.

2.50 Non-project related construction activities in the adjacent construction sites were observed during the reporting period and may affect the monitoring results.

### **Comparison of EM&A Results with EIA Predictions**

2.51 The environmental impacts predictions were given in Agreement No. CE 35/2006(CE) Kai Tak Development Engineering Study cum Design and Construction of Advance Works - Investigation, Design and Construction - Kai Tak Development Environmental Impact Assessment Report, EIA Register Nos. AEIAR-130/2009 for Kai Tak Development (The EIA Report). The EM&A data was compared with the EIA predictions as summarized in Table 2.15 to Table 2.17.

*Table 2.15 Comparison of 24-hour average TSP monitoring data with EIA predictions*

Air Monitoring Station	ASR No. in EIA report	Predicted Cumulative Maximum 24-hr average TSP concentration	Measured 24-hr average TSP in	Measured 24-hr average TSP in	Measured 24-hr average TSP in

		Scenario 1 (Mid 2009 to Mid 2013), $\mu\text{g}/\text{m}^3$	Scenario 2 (Mid 2013 to Late 2016), $\mu\text{g}/\text{m}^3$	Reporting Month (July 2024), $\mu\text{g}/\text{m}^3$	Reporting Month (August 2024), $\mu\text{g}/\text{m}^3$	Reporting Month (September 2024), $\mu\text{g}/\text{m}^3$
AM3 - Sky Tower	A40 <sup>^</sup>	106	138	32 – 78	40 – 61	33 – 86
AM4(A) - The Hong Kong Society for the Blind's Factory cum Sheltered Workshop*	A43 <sup>^</sup>	123	195	/ – /*	/ – /*	/ – /*
AM7 – Hong Kong Children's Hospital	PA60	NA	NA	24 – 62	41 – 63	27 – 65

Note:

<sup>^</sup> Prediction results are given in the Table 3.13 of the EIA report EIA Register Nos. AEIAR-130/2009 for Kai Tak Development.

\* Due to the relocation of The Hong Kong Society for the Blind's Factory cum Sheltered Workshop (AM4(A)), the premises owner rejected ET to conduct impact monitoring since 1 Sept 2022. No 24-TSP monitoring was conducted at AM4(A) because of the assess limitation in the September 2022.

*Table 2.16 Comparison of 1-hour average TSP monitoring data with EIA predictions*

Air Monitoring Station	ASR No. in EIA report	Predicted Cumulative Maximum 1-hour average TSP concentration		Measured 1-hr average TSP in Reporting Month (July 2024), $\mu\text{g}/\text{m}^3$	Measured 1-hr average TSP in Reporting Month (August 2024), $\mu\text{g}/\text{m}^3$	Measured 1-hr average TSP in Reporting Month (September 2024), $\mu\text{g}/\text{m}^3$
		Scenario 1 (Mid 2009 to Mid 2013), $\mu\text{g}/\text{m}^3$	Scenario 2 (Mid 2013 to Late 2016), $\mu\text{g}/\text{m}^3$			
AM3 - Sky Tower	A40	217 <sup>^</sup>	247 <sup>^</sup>	31 – 77	31 – 64	31 – 92
AM4(A) - The Hong Kong Society for the Blind's Factory cum Sheltered Workshop*	A43	283 <sup>^</sup>	409 <sup>^</sup>	34 – 88*	44 – 89*	54 – 111*
AM7 – Hong Kong Children's Hospital	PA60	NA	NA	33 – 60	39 – 72	34 – 72

Note:

<sup>^</sup> Prediction results are given in the Table 3.13 of the EIA report EIA Register Nos. AEIAR-130/2009 for Kai Tak Development.

\* Due to the relocation of The Hong Kong Society for the Blind's Factory cum Sheltered Workshop (AM4(A)), the premises owner rejected ET to conduct impact monitoring since 1 Sept 2022. 1-hour TSP monitoring was conducted on the ground floor outside AM4(A) with facing to the Project Site because of the access limitation in the September 2022.

*Table 2.17 Comparison of noise monitoring data with EIA predictions*

Noise Monitoring Station	NSR No. in EIA report	Predicted Mitigated Construction Noise Levels during Normal Daytime Working Hour L <sub>Aeq, 30min</sub> , dB(A)	Measured Noise Level in Reporting Month (July 2024) L <sub>Aeq, 30min</sub> , dB(A)	Measured Noise Level in Reporting Month (August 2024) L <sub>Aeq, 30min</sub> , dB(A)	Measured Noise Level in Reporting Month (September 2024) L <sub>Aeq, 30min</sub> , dB(A)
M11 - The Hong Kong Society for the Blind's Factory cum Sheltered Workshop*	N18	50 – 76 <sup>^</sup>	71.6 – 73.6*	73.1 – 74.0*	72.7 – 74.1*
M12 - Hong Kong Children's Hospital	PN83, PN84, PN84A	NA	62.4 – 64.7	61.5 – 64.8	61.4 – 64.9

Note

<sup>^</sup> Prediction results are given in the Table 3.20 of the EIA report EIA Register Nos. AEIAR-130/2009 for Kai Tak Development.

\* Due to the relocation of The Hong Kong Society for the Blind's Factory cum Sheltered Workshop (M11), the premises owner rejected ET to conduct impact monitoring since 1 Sept 2022. Construction noise monitoring was conducted on the ground floor outside M11 with facing to the Project Site because of the access limitation in the September 2022.

2.52 For AM3, 24-hour TSP monitoring results recorded in reporting period were lower than the prediction in the EIA Report. Non-project related construction activities in the adjacent construction sites were observed during the reporting period and may affect the monitoring results.

2.53 Due to the relocation of The Hong Kong Society for the Blind's Factory cum Sheltered Workshop (AM4(A)), the premises owner rejected ET to conduct impact monitoring since 1 Sept 2022. No 24-TSP monitoring was conducted at AM4(A) because of the assess limitation since September 2022.

2.54 No prediction in the EIA Report for 24-hour TSP monitoring results at AM7.

2.55 1-hour TSP monitoring results at AM3 and AM4(A) recorded in the reporting period were recorded lower than the prediction in the EIA Report. Due to the relocation of The Hong Kong Society for the Blind's Factory cum Sheltered Workshop (AM4(A)), the premises owner rejected ET to conduct impact monitoring since 1 Sept 2022. 1-hour TSP monitoring was conducted on the ground floor outside AM4(A) with facing to the Project Site because of the access limitation since September 2022. Non-project related construction activities in the adjacent construction sites were observed during the reporting period and may affect the monitoring results.

2.56 No prediction in the EIA Report for 1-hour TSP monitoring results at AM7.

2.57 Noise monitoring results at M11 recorded in the reporting period were lower than the prediction in the EIA Report. Due to the relocation of The Hong Kong Society for the Blind's Factory cum Sheltered Workshop (M11), the premises owner rejected ET to conduct impact monitoring since 1 September 2022. Construction noise monitoring was conducted on the ground floor outside M11 with facing to the Project Site because of the access limitation since September 2022. Non-project related construction activities in the adjacent construction sites were observed during the reporting period and may affect the monitoring results.

2.58 No prediction in the EIA Report for noise monitoring results at M12.

### 3. LANDSCAPE AND VISUAL MONITORING

3.1 In accordance with EM&A Manuals (EIA Register Nos. AEIAR-130/2009 and AEIAR-170/2013), Landscape and Visual Monitoring shall be carried out during the construction phase of the Project. Regular impact monitoring will be conducted at least once per week.

3.2 Site inspections were carried out on a weekly basis to monitor the timely implementation of proper environmental management practices and mitigation measures in the Project site.

3.3 The summaries of site audits are attached in Table 3.1.

*Table 3.1 Summary of observations of Landscape and Visual impact during the reporting period*

Inspection Date	Key Observations	Recommendations / Actions	Close-out Date / Status
04 July 2024	NA	NA	NA
09 July 2024	NA	NA	NA
18 July 2024	NA	NA	NA
25 July 2024	NA	NA	NA
01 August 2024	NA	NA	NA
06 August 2024	NA	NA	NA
15 August 2024	NA	NA	NA
22 August 2024	NA	NA	NA
29 August 2024	NA	NA	NA
05 September 2024	NA	NA	NA
10 September 2024	NA	NA	NA
19 September 2024	NA	NA	NA
26 September 2024	NA	NA	NA

3.4 Should non-compliance of the landscape and visual impact occur, action in accordance with the action plan presented in Appendix F shall be performed.

## **4. SOLID AND LIQUID WASTE MANAGEMENT**

- 4.1 The number of wastes generated by the major site activities of the work contracts within the Project during the reporting period is shown in Appendix G.
- 4.2 The Contractor was registered as a chemical waste producer for the Project. The Contractor was reminded that chemical waste containers should be properly treated and stored temporarily in designated chemical waste storage area on site in accordance with the Code of Practice on the Packaging, Labelling and Storage of Chemical Wastes.
- 4.3 Mitigation measures recommended in the EIA Report were implemented by the Contractor where applicable and were considered effective in reduction the waste generation during the reporting period.

## 5. ENVIRONMENTAL SITE INSPECTION AND AUDIT

### Site Inspection

- 5.1 Site inspections were carried out on a weekly basis to monitor the timely implementation of proper environmental management practices and mitigation measures in the Project site.
- 5.2 All follow-up actions requested by ET and/or IEC during site inspections were undertaken by the Contractor and ET reviewed the effectiveness in the following weekly site inspection.
- 5.3 The summaries of site audits are attached in Table 5.1.

*Table 5.1 Summary of site inspections observations during the reporting period*

Inspection Date	Key Observations / Recommendations	Actions	Close-out Date / Status
04 July 2024	No	NA	NA
09 July 2024	Observation: Stockpiles should be fully covered by impermeable sheeting to reduce dust emission in area 1.	Action Taken: Stockpiles have been removed to reduce dust emission in area 1.	Closed-out on 18 July 2024
	Observation: Water spring on haul should be enhanced to reduce dust emission in area 2 and area 5.	Action Taken: Water spring on haul have been enhanced to reduce dust emission in area 2 and area 5.	Closed-out on 18 July 2024
	Observation: The construction machine found dark exhaust emissions at the harbour step.	Action Taken: The construction machine that emitted dark smoke was deactivated at the harbour step.	Closed-out on 18 July 2024
18 July 2024	Observation: The accumulation waste should be removed regularly at pumping station.	Action Taken: The accumulation waste was removed regularly at pumping station.	Closed-out on 25 July 2024
	Observation: The stagnant water should be removed regularly at pumping station.	Action Taken: The stagnant water was removed regularly at pumping station.	Closed-out on 25 July 2024

Inspection Date	Key Observations / Recommendations	Actions	Close-out Date / Status
	Observation: The sediment tank should be maintained regularly near the harbour step.	Action Taken: The sediment tank has been maintained regularly near the harbour step.	Closed-out on 25 July 2024
	Observation: The control of site runoff from entering the nearby water environment should be implemented and maintained regularly to minimize water quality impact.	Action Taken: The control of site runoff from entering the nearby water environment have been implemented and maintained regularly to minimize water quality impact.	Closed-out on 25 July 2024
25 July 2024	Observation: The silt curtain should be reinstalled properly at the Harbour steps.	Action Taken: The silt curtain has been reinstalled properly at the Harbour steps.	Closed-out on 01 August 2024
	Observation: The main haul road at the Park 1 should be sprayed with water.	Action Taken: The main haul road at the Park have been sprayed with water.	Closed-out on 01 August 2024
01 August 2024	Observation: The NRMM label was missing at Part 2A.	Action Taken: The NRMM label was displayed at a conspicuous position.	Closed-out on 06 August 2024
06 August 2024	Observation: The site entrance (L12D road) should be sprayed water regularly	Action Taken: The site entrance (L12D road) has been sprayed water regularly.	Closed-out on 15 August 2024
15 August 2024	NA	NA	NA
22 August 2024	Observation: The NRMM label on bobcat is found corrupt, please display a new one.	Action Taken: The NRMM label on bobcat has been properly displayed a new one.	Closed-out on 29 August 2024
29 August 2024	Observation: The NRMM label should be properly displayed on construction equipment.	Action Taken: The NRMM label has been properly displayed on construction equipment.	Closed-out on 05 September 2024
05 September 2024	Observation: Drainage system should be well maintained at the underpass.	Action Taken: The debris was removed at the manholes.	Closed-out on 10 September 2024

Inspection Date	Key Observations / Recommendations	Actions	Close-out Date / Status
	Observation: Rubbish should be removed along section 8.	Action Taken: The rubbish was removed along the section 8	Closed-out on 10 September 2024
10 September 2024	Observation: Please remind to remove the stagnant water to prevent mosquito breeding near the pumping station.	Action Taken: The stagnant water has been removed and backfilled near the pumping station.	Closed-out on 19 September 2024
	Observation: NRMM label was missing for the forklift at harbour steps.	Action Taken: The NRMM label has been properly displayed on the forklift at harbour steps.	Closed-out on 19 September 2024
19 September 2024	Observation: The stagnant water should be cleared at Park1.	Action Taken: The stagnant water has been cleared at Park1.	Closed-out on 26 September 2024
	Observation: The accumulation of waste should be removed at bucket near Area 3	Action Taken: The accumulation of waste has been removed at bucket near Area 3.	Closed-out on 26 September 2024
26 September 2024	Observation: The fences should be properly maintained and erected around the tree protection zone.	Action Taken: The fences were maintained and erected around the tree protection zone.	Closed-out on 03 October 2024
	Observation: The stagnant water should be removed regularly at event deck area.	Action Taken: The stagnant water has been removed and backfilled at event deck area.	Closed-out on 03 October 2024

### **Implementation Status of Environmental Mitigation Measures**

5.4 The Contractor has implemented environmental mitigation measures and requirement as stated in the EIA reports, the EPs and the EM&A Manuals. The implementation status of the mitigation measures during the reporting period is summarized in Appendix H.

## 6. SUMMARY OF NON-COMPLIANCE STATUS

### Breaches of Action and Limit Levels

- 6.1 1-hour TSP monitoring was conducted as scheduled in the reporting period. No Action/Limit Level exceedance was recorded.
- 6.2 24-hour TSP monitoring was conducted as scheduled in the reporting period. No Action/Limit Level exceedance was recorded.
- 6.3 Construction noise monitoring was conducted as scheduled in the reporting period. No Limit Level exceedance was recorded.
- 6.4 Summary of the non-compliance in the reporting period for the Project is tabulated in Table 6.1.

*Table 6.1 Non-compliance record in the reporting period*

Parameter	Reporting Period	No. of Exceedance		Action Taken
		Action Level	Limit Level	
1-hr TSP	July 2024	0	0	N/A
	August 2024	0	0	N/A
	September 2024	0	0	N/A
24-hr TSP	July 2024	0	0	N/A
	August 2024	0	0	N/A
	September 2024	0	0	N/A
Construction noise	July 2024	0	0	N/A
	August 2024	0	0	N/A
	September 2024	0	0	N/A

### Environmental Complaint and Non-compliance

- 6.5 No complaint was received in the reporting period. Summary of complaints in the reporting period is tabulated in Table 6.2.

*Table 6.2 Summary of complaints in the reporting period*

Date of complaint received	Date of complaint	Description of complaint	Investigation / Recommendations / Action take	Close-out date / Status
----------------------------	-------------------	--------------------------	---	-------------------------

Date of complaint received	Date of complaint	Description of complaint	Investigation / Recommendations / Action take	Close-out date / Status
NA	NA	NA	NA	NA

6.6 Complaint log is shown in Appendix H.

**Notifications of summons and successful prosecutions**

6.7 No notification of summons and successful prosecutions was received in the reporting period. Summary of summons and successful prosecutions in the reporting period is tabulated in Table 6.3.

*Table 6.3 Summary of summons and successful prosecutions in the reporting period*

Date of receiving notification of summons or prosecutions	Date of event	Description of event	Action take	Close-out date / Status
No notification of summons and successful prosecutions were received in the reporting period.	NA	NA	NA	NA

6.8 The summaries of cumulative environmental complaint, warning, summon and notification of successful prosecution for the Project is presented in Appendix H.

**7. COMMENTS, RECOMMENDATIONS AND CONCLUSIONS**

**Comments**

7.1 Mitigation measures in the EM&A Manuals were implemented during the reporting period. The effectiveness and efficiency of the mitigation measures were reviewed during the weekly environmental site inspection and audit.

7.2 Environmental monitoring works (air quality and construction noise) were performed in the reporting period to monitor the environmental impacts from the Project site.

7.3 Based on the observations from the site inspection and reviewing the environmental monitoring results, it would be considered that the mitigation measures were effective and efficient in controlling the environmental impacts generated from the construction activities of the Project site.

### **Recommendations**

7.4 During the weekly environmental site inspection and audit performed in the reporting period, the following recommendations were provided:

*Table 7.1 Summary of recommendations / reminders made in site inspections during the reporting period*

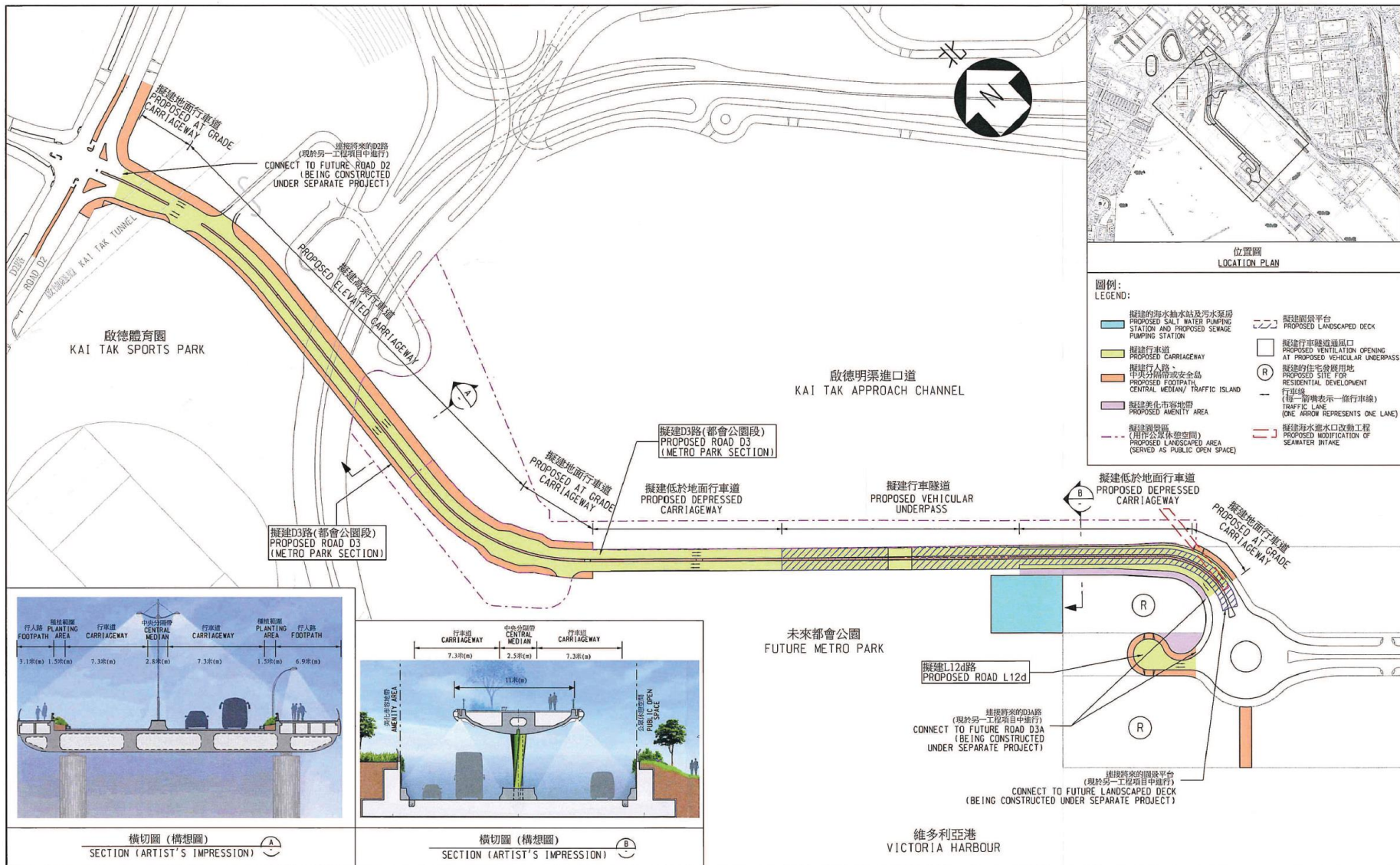
Inspection Date	Recommendations / Reminder
04 July 2024	NA
09 July 2024	Stockpiles should be removed to reduce dust emission in area 1.
	Water spring on haul should be enhanced to reduce dust emission in area 2 and area 5.
	The construction machine that emitted dark smoke should be deactivated at the harbour step.
18 July 2024	The accumulation waste should be removed regularly at pumping station.
	The stagnant water should be removed regularly at pumping station.
	The sediment tank should be maintained regularly near the harbour step.
	The control of site runoff from entering the nearby water environment should be implemented and maintained regularly to minimize water quality impact.
25 July 2024	The silt curtain should be reinstalled properly at the Harbour steps.
	The main haul road at the Park should be sprayed with water.
01 August 2024	The NRMM label should be displayed at a conspicuous position.
06 August 2024	The site entrance (L12D road) should be sprayed with water regularly.
15 August 2024	NA
22 August 2024	The NRMM label on bobcat should be properly displayed a new one.
29 August 2024	The NRMM label should be properly displayed on construction equipment.
05 September 2024	The debris should be removed at the manholes.
	The rubbish should be removed along the section 8
10 September 2024	The stagnant water should be removed and backfilled near the pumping station.
	The NRMM label should be properly displayed on the forklift at harbour steps.

Inspection Date	Recommendations / Reminder
19 September 2024	The stagnant water should be cleared at Park1.
	The accumulation of waste should be removed at bucket near Area 3.
26 September 2024	The fences should be maintained and erected around the tree protection zone.
	The stagnant water should be removed and backfilled at event deck area.

## **Conclusions**

- 7.5 Environmental monitoring works were performed in the reporting period and all monitoring results were checked and reviewed.
- 7.6 1-hour TSP monitoring was conducted as scheduled in the reporting period. No Action/Limit Level exceedance was recorded. Due to the relocation of The Hong Kong Society for the Blind's Factory cum Sheltered Workshop (AM4(A)), the premises owner rejected ET to conduct impact monitoring since 1 September 2022. 1-hour TSP monitoring was conducted on the ground floor outside AM4(A) with facing to the Project Site because of the access limitation since September 2022.
- 7.7 24-hour TSP monitoring was conducted as scheduled in the reporting period. No Action/Limit Level exceedance was recorded. Due to the relocation of The Hong Kong Society for the Blind's Factory cum Sheltered Workshop (AM4(A)), the premises owner rejected ET to conduct impact monitoring since 1 September 2022. No 24-hour TSP monitoring was conducted at AM4(A) because of the assess limitation since September 2022.
- 7.8 Construction noise monitoring was conducted as scheduled in the reporting period. Due to the relocation of The Hong Kong Society for the Blind's Factory cum Sheltered Workshop (M11), the premises owner rejected ET to conduct impact monitoring since 1 September 2022. Impact monitoring was conducted on the ground floor outside M11 with facing to the Project Site because of the access limitation since September 2022.
- 7.9 No complaint was received in the reporting period
- 7.10 No notification of summons and successful prosecutions was received in the reporting period.

**Figure**



S:\Drawing\CDEKAT\UN\atol\_coppy\CDEKAT20232\CDEKAT20232.dgn

A3 420MM X 297MM

Figure 1 – Proposed works of Contract No. ED/2018/01

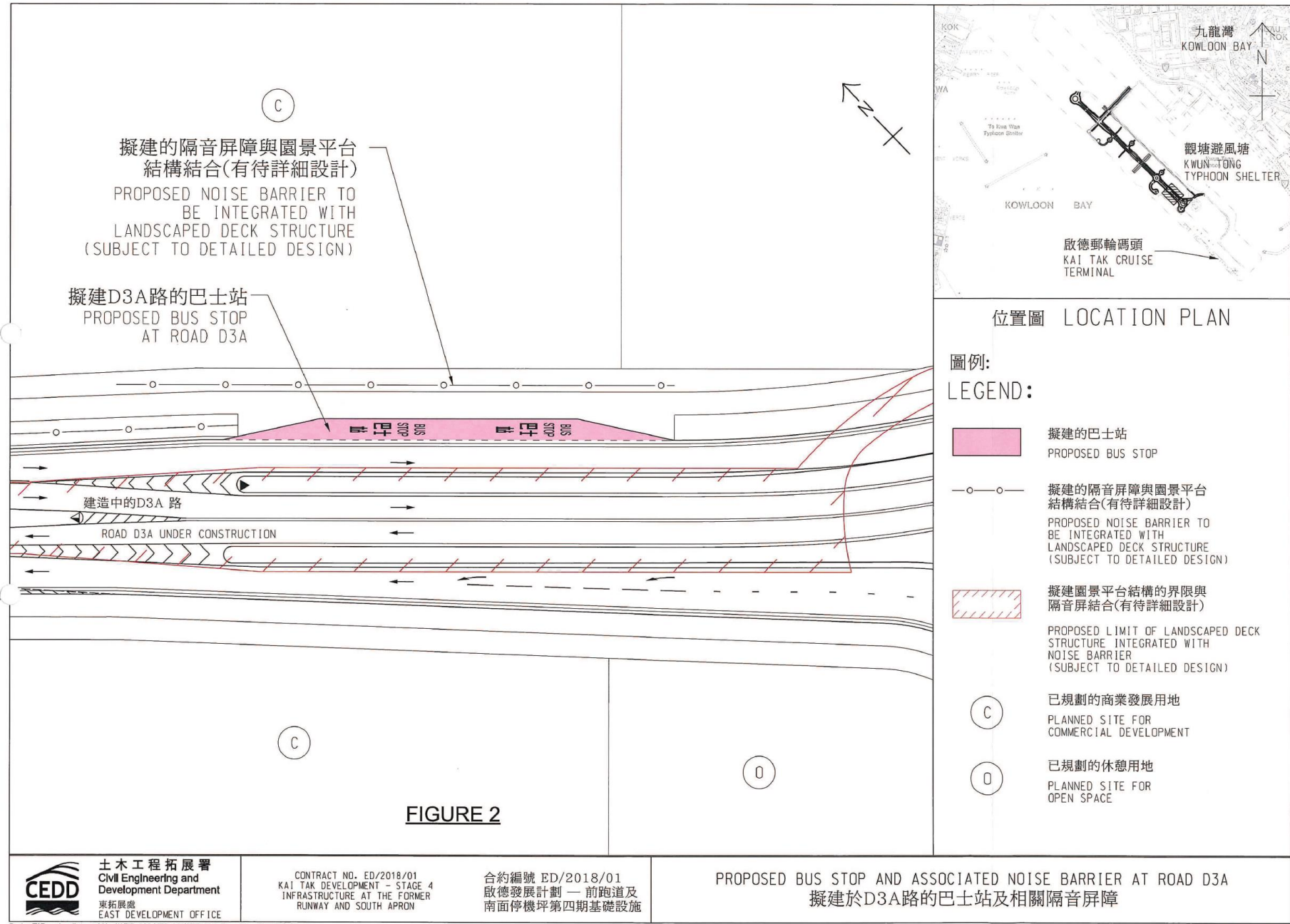


Figure 2 – Proposed Bus Stop And Associated Noise Barrier At Road D3A

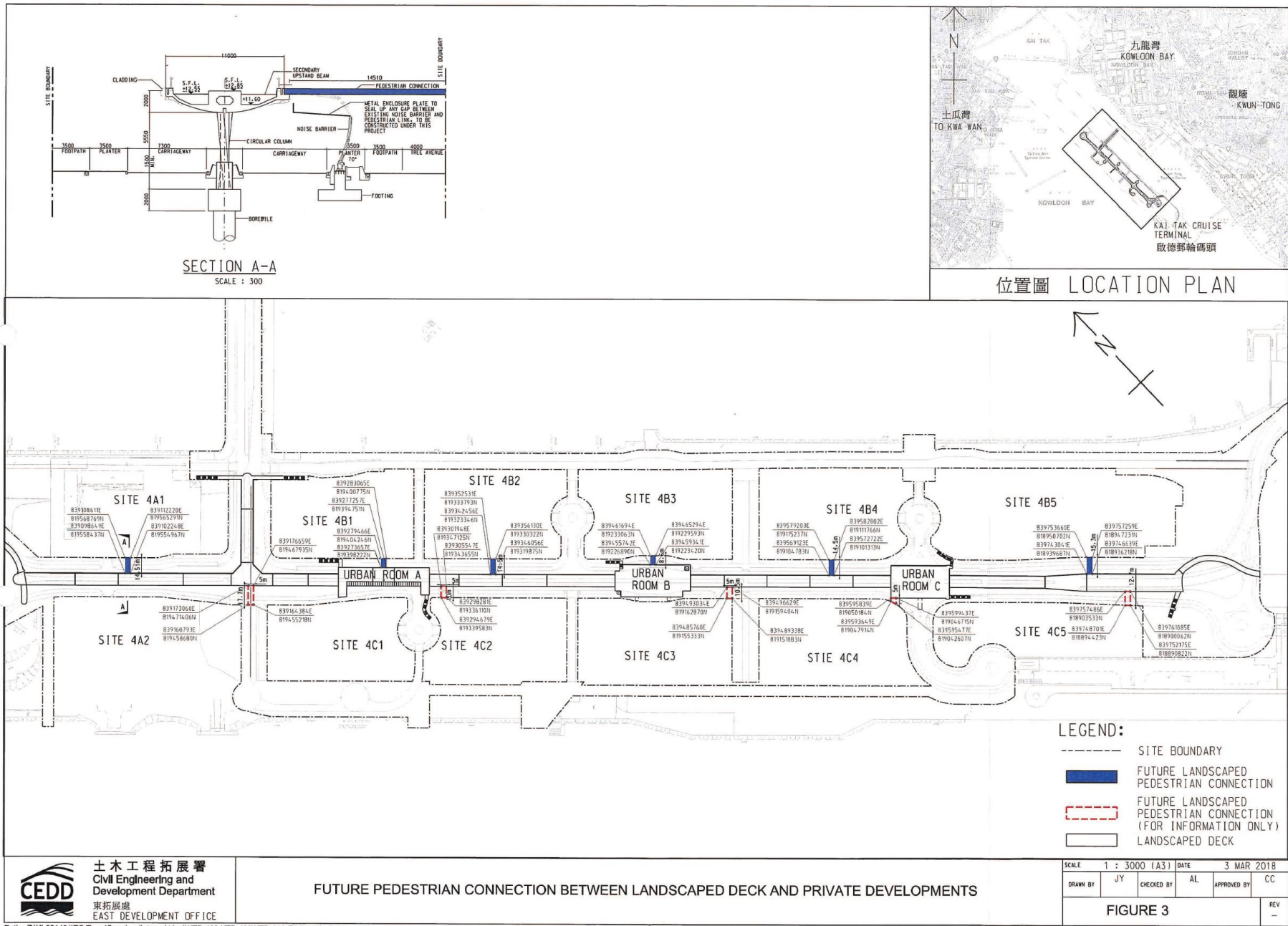


Figure 3 – Future Pedestrian Connection Between Landscaped Deck And Private Developments

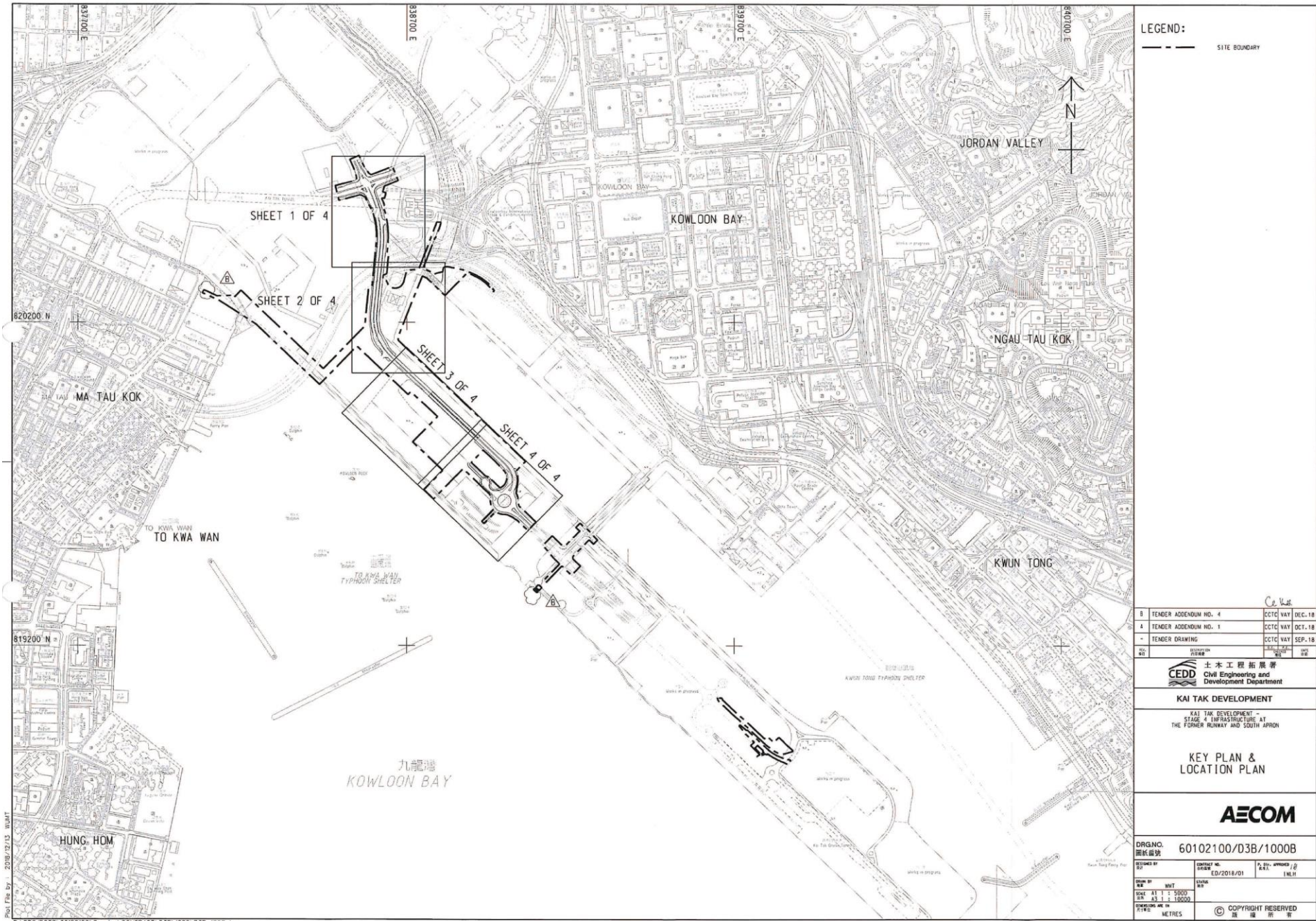


Figure 4 – Site Layout Plan

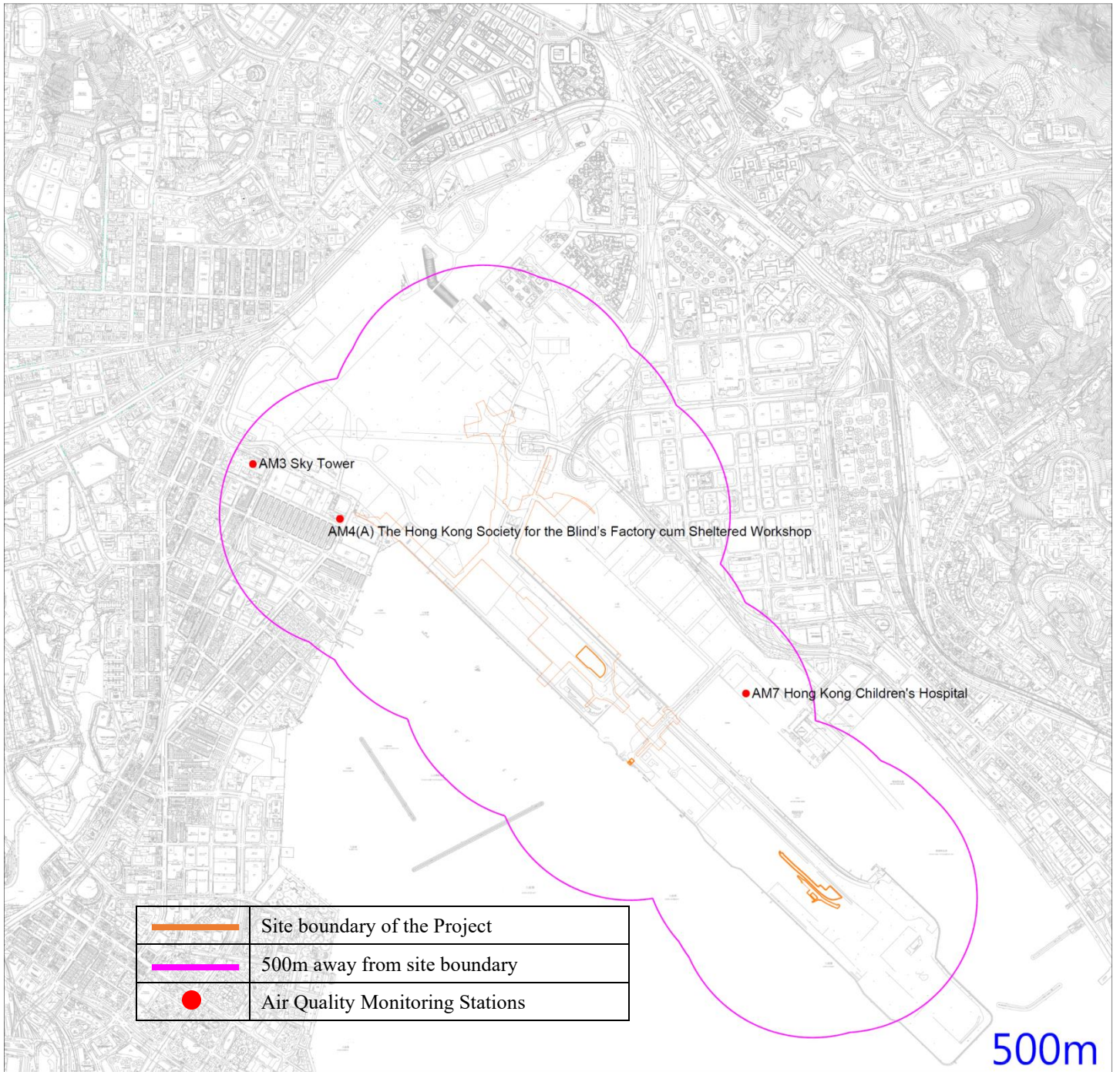


Figure 5 – Air Quality Monitoring Stations

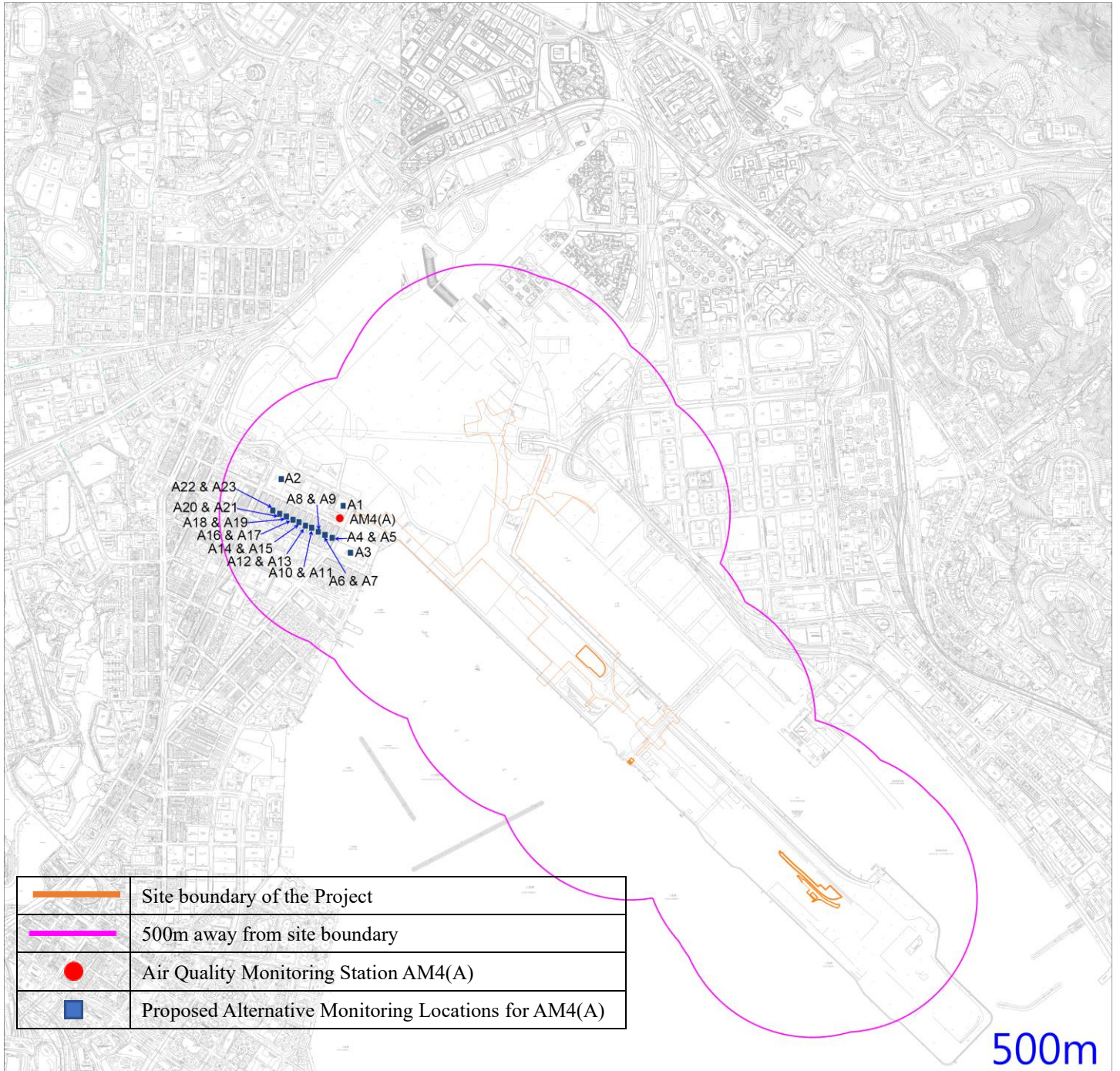


Figure 6 – Proposed Alternative Monitoring Locations for AM4(A)

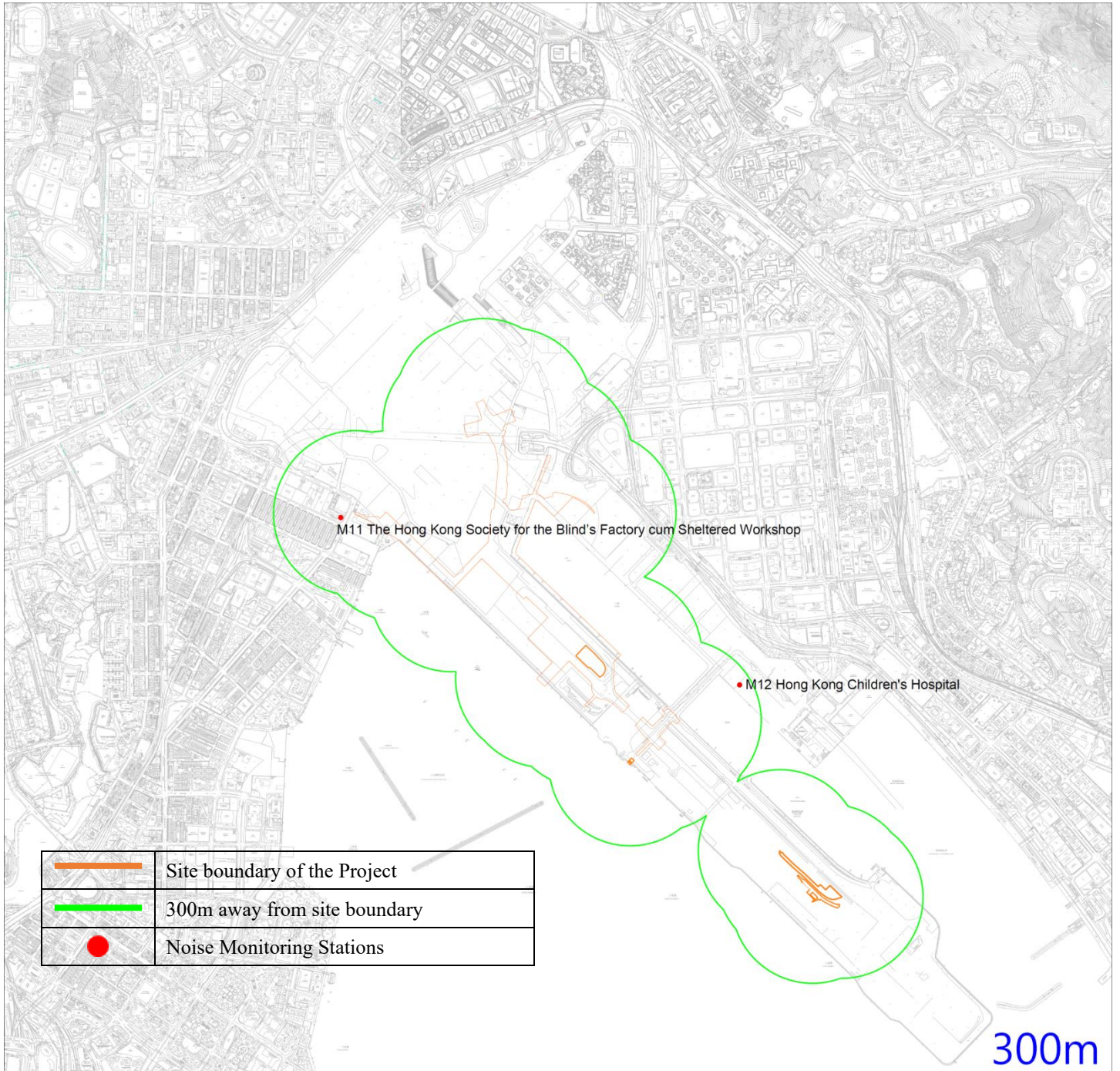


Figure 7 – Noise Monitoring Stations

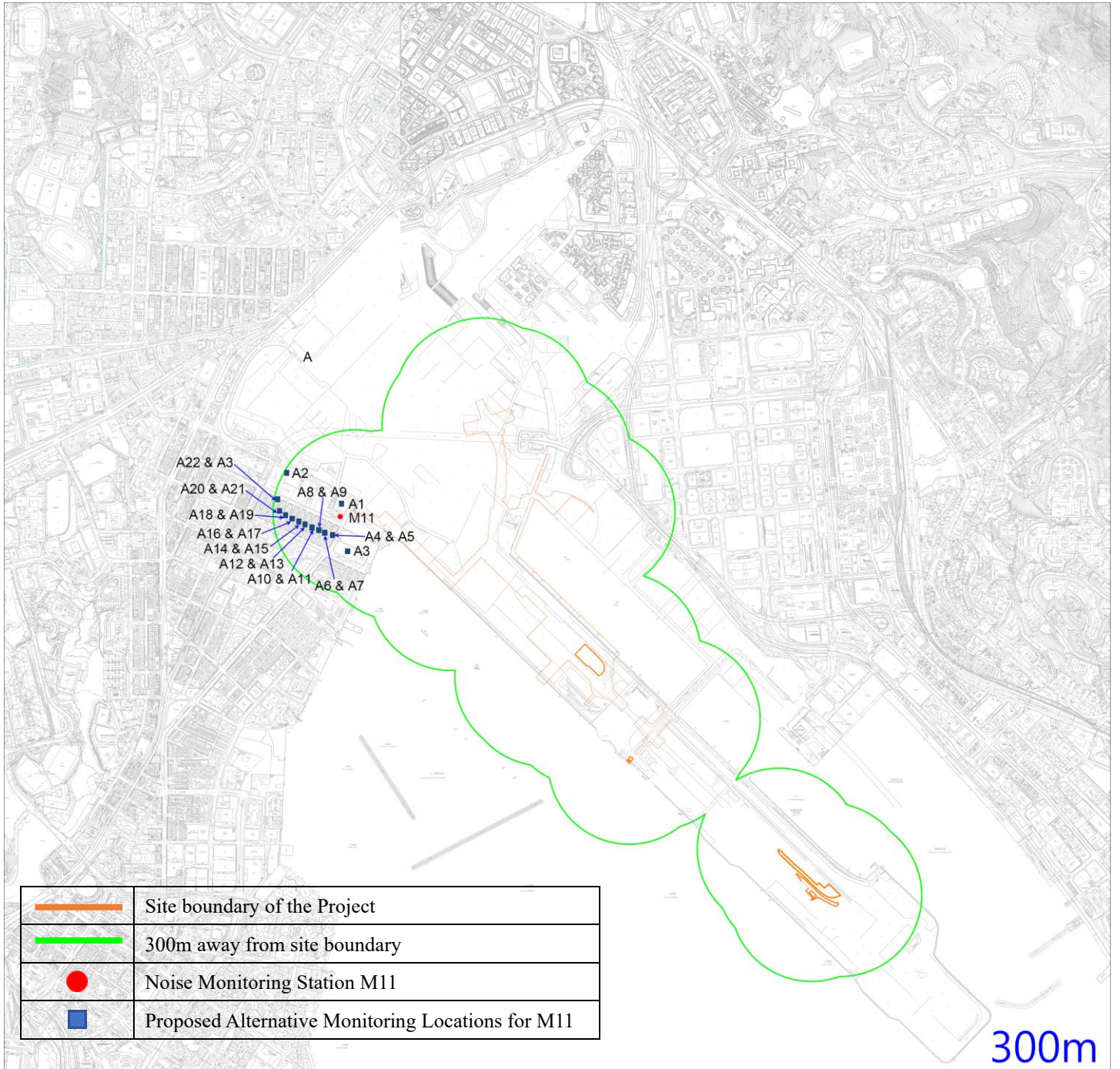
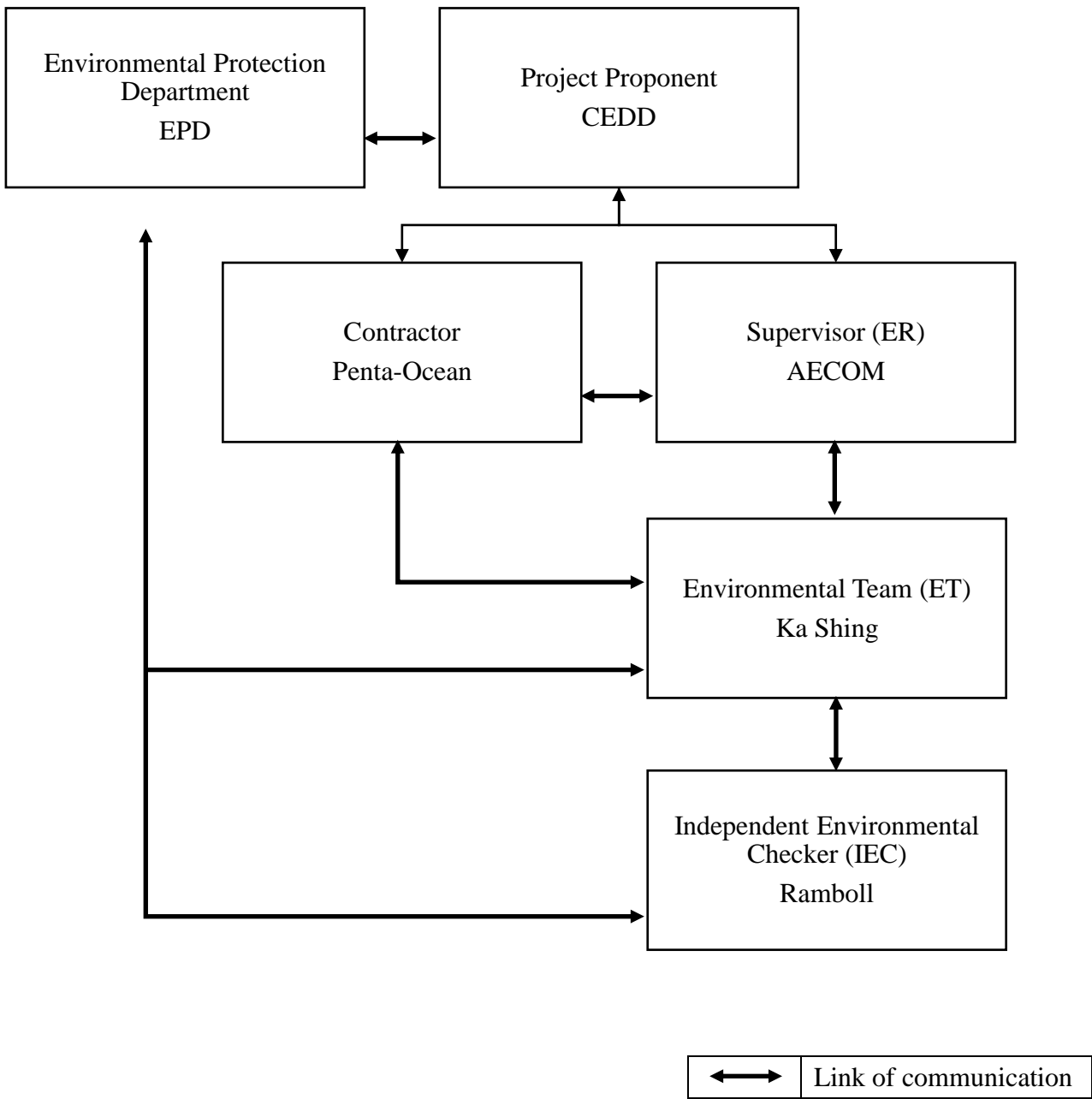


Figure 8 – Proposed Alternative Monitoring Locations for M11

# **Appendix A – Organization Chart of EM&A Team and Emergency Team**



**Penta-Ocean Construction Co., Ltd**

Contract No. ED/2018/01 –Kai Tak development –  
stage 4 infrastructure at the former runway and south apron



**緊急應變小組成員及聯絡電話 Emergency Team Contact List**

NAME 姓名	TEAM MEMBER 成員	POSITION 職位	TEL. 電話
<b>Emergency Hotline : 9317-0821</b>			
何先生 Daniel HO	總隊長 Emergency Coordinator	地盤代表 Site Agent	9271-6455
林先生 C. K. LAM	副隊長 Asst. Emergency Coordinator	地盤總管 General Foreman	9869-9978
鄧先生 Nelson TANG	副隊長 (急救員) Asst. Emergency Coordinator (First Aider)	安全經理 Safety Manager	9630 1923 
蔣先生 Kay CHEUNG	副隊長 (急救員) Asst. Emergency Coordinator (First Aider)	安全主任 Safety Officer	9094-1110  
梁先生 Kevin LEUNG	隊員 (急救員) Member (First Aider)	安全督導員 Safety Supervisor	6015-7981 
鄧先生 Tony TANG	隊員 Member	助理地盤代表 Sub Agent	9433-2628
林先生 YS LAM	隊員 Member	電工 Electrician	9603-2722
<b>Emergency Contact of Authorities / Utility Companies</b>			
Authorities / Utility Companies 政府部門/公營機構名稱		Emergency Service Hotline 緊急服務召援電話	
<i>Ambulance Console (Hotline) 救護車總機 (Serious Injury)</i>		2735-3355	
<i>Fire Station (Ma Tau Chung) 消防處 (馬頭涌消防局)</i>		2711-0292	
<i>Police Station (Ngau Tau Kok) 警署 (牛頭角分區)</i>		3661-1626	
<i>LabourDept (Enquiry Hotline) 勞工處</i>		2717-1771	
<i>Environmental Protection Dept 環保處</i>		2802-3111	
<i>Marine Dept 海事處</i>			
Maritime Rescue Co-ordination Centre (24 hours)		2233-7999	
Marine Dept Harbour Division - Duty Officer		2885-9385	
<i>E&amp;MD Dept 機電工程</i>		2882-8011 / 2333-3762	
<i>Highways Dept (24hrs) 路政處熱線</i>		2923-7766	
<b>Utility Undertakers Companies</b>			
China Light Power Ltd 中華電力	2728-8333	HK Observatory 香港天文台	2835-1473
Hong Kong Electric 港燈電力	2555-4999	Weather Enquiry 查詢天氣	1878-200
Town Gas 中華煤氣	2963-1811 / 2880-6999	Security Guard Service 保安	5725-2784
Water Supplies Dept 水務署	2824-5000	Drainage Services Dept 渠務署	2300-1110
PCCW Limited 電話公司	109		

REV. D

# Appendix B – Construction Programme

ID	WBS	Task Name	Task Calendar	Duration	Start	Finish	Predecessors	Successors	Total Slack	Gantt Chart											
1	1	Section 6C - Completion of remaining works within Parts 1, 2A, 2B, 2E, 3A to 3I, 4, 7B, 8, 9, 9A, 9B and 10 including landscape	C2	701 days?	1 Sep '22	23 Aug '24			0 days?	[Gantt Chart: Section 6C - Completion of remaining works within Parts 1, 2A, 2B, 2E, 3A to 3I, 4, 7B, 8, 9, 9A, 9B and 10 including landscape]											
2	1.1	Summary	C2	0 days	30 Jul '24	30 Jul '24			0 days	[Gantt Chart: Summary]											
3	1.1.1	Planned Section 6D completion (with Inclement weather upto end May 2024)	C2	0 days	30 Jul '24	30 Jul '24	26,68,60,37,7		-23 days	[Gantt Chart: Planned Section 6D completion (with Inclement weather upto end May 2024)]											
4	1.2	Twin DN 1400DI pipe by DCS - 1002 Contractor	C2	376 days	1 Sep '22	11 Sep '23			325 days	[Gantt Chart: Twin DN 1400DI pipe by DCS - 1002 Contractor]											
8	1.3	Promenade	C2	569 days	10 Jan '23	22 Aug '24			1 day	[Gantt Chart: Promenade]											
9	1.3.1	Area No.1	C2	558 days	10 Jan '23	11 Aug '24			12 days	[Gantt Chart: Area No.1]											
10	1.3.1.1	Observation Deck	C2	558 days	10 Jan '23	11 Aug '24			12 days	[Gantt Chart: Observation Deck]											
11	1.3.1.1.1	Area return from KTE for Observation Deck area (due to the disruption by DCS 1002EM19A)	C2	0 days	10 Jan '23	10 Jan '23			570 days	[Gantt Chart: Area return from KTE for Observation Deck area (due to the disruption by DCS 1002EM19A)]											
12	1.3.1.1.2	Foundation & substructure	C2	15 days	23 Dec '23	6 Jan '24			-2 days	[Gantt Chart: Foundation & substructure]											
14	1.3.1.1.3	Super Structure	C2	242 days	22 Nov '23	11 Aug '24			12 days	[Gantt Chart: Super Structure]											
15	1.3.1.1.3.1	Step 1 (1st Column)	C2	13 days	7 Jan '24	19 Jan '24			-2 days	[Gantt Chart: Step 1 (1st Column)]											
21	1.3.1.1.3.2	Step 2 (up to +9.43mPD)	C2	21 days	20 Jan '24	21 Feb '24			150 days	[Gantt Chart: Step 2 (up to +9.43mPD)]											
27	1.3.1.1.3.3	Step 3 (lift shaft and structure up to +9.65m)	C2	29 days	13 Jan '24	22 Feb '24			-2 days	[Gantt Chart: Step 3 (lift shaft and structure up to +9.65m)]											
32	1.3.1.1.3.4	Step 4 (2nd column)	C2	9 days	4 Feb '24	24 Feb '24			-2 days	[Gantt Chart: Step 4 (2nd column)]											
38	1.3.1.1.3.5	Step 5 (Lift shaft and structure up to +11.25m)	C2	30 days	21 Feb '24	21 Mar '24			-2 days	[Gantt Chart: Step 5 (Lift shaft and structure up to +11.25m)]											
43	1.3.1.1.3.6	Step 6 (bridge connection)	C2	12 days	22 Mar '24	2 Apr '24			-2 days	[Gantt Chart: Step 6 (bridge connection)]											
49	1.3.1.1.3.7	Step 7 (3rd column)	C2	11 days	3 Apr '24	13 Apr '24			-2 days	[Gantt Chart: Step 7 (3rd column)]											
55	1.3.1.1.3.8	Step 8 (stair up to roof)	C2	9 days	3 Apr '24	11 Apr '24			100 days	[Gantt Chart: Step 8 (stair up to roof)]											
61	1.3.1.1.3.9	Step 9 (lift shaft up to top)	C2	47 days	3 Apr '24	29 May '24			-2 days	[Gantt Chart: Step 9 (lift shaft up to top)]											
68	1.3.1.1.3.10	lift car installation	C2	63 days	10 Jun '24	11 Aug '24		3	-12 days	[Gantt Chart: lift car installation]											
69	1.3.1.1.3.10.1	working platform erection	C2	3 days	10 Jun '24	12 Jun '24	75FS-5 days	70	-12 days	[Gantt Chart: working platform erection]											
70	1.3.1.1.3.10.2	lift car installation	C2	60 days	13 Jun '24	11 Aug '24	69	3	-12 days	[Gantt Chart: lift car installation]											
71	1.3.1.1.3.11	Step 10 (board walk up to +6.22mPD))	C2	32 days	14 May '24	14 Jun '24			-12 days	[Gantt Chart: Step 10 (board walk up to +6.22mPD))]											
72	1.3.1.1.3.11.1	Utility Installation	C2	12 days	14 May '24	25 May '24	66	73	-12 days	[Gantt Chart: Utility Installation]											
73	1.3.1.1.3.11.2	Backfilling	C2	10 days	26 May '24	4 Jun '24	72	74	-12 days	[Gantt Chart: Backfilling]											
74	1.3.1.1.3.11.3	Rebar fixing	C2	9 days	5 Jun '24	13 Jun '24	73	75	-12 days	[Gantt Chart: Rebar fixing]											
75	1.3.1.1.3.11.4	Concreting (include on-grade slab)	C2	1 day	14 Jun '24	14 Jun '24	74	3,69FS-5 days	-12 days	[Gantt Chart: Concreting (include on-grade slab)]											
76	1.3.1.1.3.12	Step 11 (Roofing works including ceiling)	C2	231 days	22 Nov '23	31 Jul '24			19 days	[Gantt Chart: Step 11 (Roofing works including ceiling)]											
77	1.3.1.1.3.12.1	Design of the steel structure	C2	60 days	22 Nov '23	20 Jan '24		78	19 days	[Gantt Chart: Design of the steel structure]											
78	1.3.1.1.3.12.2	Fabrication of the steel structure	C2	75 days	29 Jan '24	1 May '24	77	79FS-13 days	11 days	[Gantt Chart: Fabrication of the steel structure]											
79	1.3.1.1.3.12.3	Installation of the steel structure (1st half - skylight members & main beams)	C2	13 days	1 May '24	16 May '24	78FS-13 days,66,54	80FS-2 days	-1 day	[Gantt Chart: Installation of the steel structure (1st half - skylight members & main beams)]											
80	1.3.1.1.3.12.4	Installation of the steel structure (2nd half - secondary beams)	C2	14 days	15 May '24	28 May '24	79FS-2 days	81	-1 day	[Gantt Chart: Installation of the steel structure (2nd half - secondary beams)]											
81	1.3.1.1.3.12.5	fixing purlins and subframe for skylight and canopy roofing	C2	21 days	29 May '24	18 Jun '24	80	82SS+10 days	-1 day	[Gantt Chart: fixing purlins and subframe for skylight and canopy roofing]											
82	1.3.1.1.3.12.6	fixing and welding roof gutter for skylight and canopy roofing	C2	7 days	8 Jun '24	14 Jun '24	81SS+10 days	83	-1 day	[Gantt Chart: fixing and welding roof gutter for skylight and canopy roofing]											
83	1.3.1.1.3.12.7	fixing glass panels for skylight and canopy	C2	2 days	15 Jun '24	16 Jun '24	82	84	-1 day	[Gantt Chart: fixing glass panels for skylight and canopy]											
84	1.3.1.1.3.12.8	fixing sub-frame for ceiling (1st part)	C2	7 days	17 Jun '24	23 Jun '24	83	85,87FS+3 days	-1 day	[Gantt Chart: fixing sub-frame for ceiling (1st part)]											
85	1.3.1.1.3.12.9	fixing alum roof cladding	C2	14 days	24 Jun '24	7 Jul '24	84	86	44 days	[Gantt Chart: fixing alum roof cladding]											
86	1.3.1.1.3.12.10	modification to working platform	C2	3 days	8 Jul '24	10 Jul '24	85		44 days	[Gantt Chart: modification to working platform]											
87	1.3.1.1.3.12.11	fixing sub-frame for ceiling (2nd part)	C2	7 days	27 Jun '24	3 Jul '24	84FS+3 days	88	-1 day	[Gantt Chart: fixing sub-frame for ceiling (2nd part)]											
88	1.3.1.1.3.12.12	fixing alum cladding to ceiling	C2	28 days	4 Jul '24	31 Jul '24	87	3	-1 day	[Gantt Chart: fixing alum cladding to ceiling]											
89	1.3.1.1.4	ABWF	C2	71 days	20 May '24	29 Jul '24			1 day	[Gantt Chart: ABWF]											
90	1.3.1.1.4.1	Site setting out	C2	3 days	20 May '24	22 May '24		91	6 days	[Gantt Chart: Site setting out]											
91	1.3.1.1.4.2	Touch up works for fair-faced concrete	C2	40 days	28 May '24	6 Jul '24	90	92SS+10 days,95SS+20 day	1 day	[Gantt Chart: Touch up works for fair-faced concrete]											
92	1.3.1.1.4.3	Apply undercoat and finishing coat to external wall and ceiling	C2	50 days	7 Jun '24	26 Jul '24	91SS+10 days	93SS+13 days	1 day	[Gantt Chart: Apply undercoat and finishing coat to external wall and ceiling]											
93	1.3.1.1.4.4	Artificial granite tiles	C2	40 days	20 Jun '24	29 Jul '24	92SS+13 days	3	1 day	[Gantt Chart: Artificial granite tiles]											
94	1.3.1.1.5	E&M Works	C2	40 days	17 Jun '24	26 Jul '24			4 days	[Gantt Chart: E&M Works]											
95	1.3.1.1.5.1	Electrical works (lighting)	C2	40 days	17 Jun '24	26 Jul '24	91SS+20 days	3	4 days	[Gantt Chart: Electrical works (lighting)]											
96	1.3.1.1.5.2	plumbing and drainage works (inside the kiosk)	C2	14 days	18 Jun '24	1 Jul '24		3	29 days	[Gantt Chart: plumbing and drainage works (inside the kiosk)]											
97	1.3.1.2	Back of house facilities (under bridge D3)	C2	162 days	6 Feb '24	7 Aug '24			16 days	[Gantt Chart: Back of house facilities (under bridge D3)]											
98	1.3.1.2.1	Fabrication for both footings A & B	None	127 days	6 Feb '24	21 Jun '24			57 days	[Gantt Chart: Fabrication for both footings A & B]											
99	1.3.1.2.1.1	Structural Steel	None	50 days	20 Feb '24	9 Apr '24			111 days	[Gantt Chart: Structural Steel]											
100	1.3.1.2.1.1.1	Fabrication of steel	C2	50 days	20 Feb '24	9 Apr '24		118FS+5 days,137FS+5 day	101 days	[Gantt Chart: Fabrication of steel]											
101	1.3.1.2.1.2	Roof and wall cladding	None	86 days	6 Feb '24	11 May '24			104 days	[Gantt Chart: Roof and wall cladding]											
109	1.3.1.2.1.3	Window	C2	85 days	20 Feb '24	24 May '24			53 days	[Gantt Chart: Window]											
113	1.3.1.2.1.4	Feature Wall	None	123 days	20 Feb '24	21 Jun '24			63 days	[Gantt Chart: Feature Wall]											



Task █ Summary █ Start-only ┌ Critical █ Progress █  
 Milestone ◆ Project Summary █ Finish-only └ Critical Split █ Manual Progress █

ID	WBS	Task Name	Task Calendar	Duration	Start	Finish	Predecessors	Successors	Total Slack	Gantt Chart												
										N	Half 1, 2024			Half 2, 2024								
116	1.3.1.2.2	<b>Footing A</b>	None	107 days	15 Apr '24	30 Jul '24			24 days	Footing A												
117	1.3.1.2.2.1	<b>Structural works</b>	None	92 days	15 Apr '24	15 Jul '24			38 days	Structural works												
118	1.3.1.2.2.1.1	Erection of steel works	C2	20 days	15 Apr '24	14 May '24	100FS+5 days		101 days	Erection of steel works 14/5												
119	1.3.1.2.2.1.2	Installation of gutter	C2	7 days	21 May '24	27 May '24		3,120	2 days	Installation of gutter 27/5												
120	1.3.1.2.2.1.3	Installation of roof cladding	C2	7 days	28 May '24	3 Jun '24	119	3,121SS	2 days	Installation of roof cladding 3/6												
121	1.3.1.2.2.1.4	installation of temporary wall cladding (for ABWF works)	C2	7 days	28 May '24	3 Jun '24	120SS	126	2 days	installation of temporary wall cladding (for ABWF works) 3/6												
122	1.3.1.2.2.1.5	Installation of wall cladding	C2	14 days	18 Jun '24	1 Jul '24	154	123	15 days	Installation of wall cladding 1/7												
123	1.3.1.2.2.1.6	Installation of window	C2	14 days	2 Jul '24	15 Jul '24	112,122	3	15 days	Installation of window 15/7												
124	1.3.1.2.2.2	<b>ABWF</b>	None	46 days	5 Jun '24	20 Jul '24			0 days	ABWF												
125	1.3.1.2.2.2.1	Site setting out works	C2	1 day	5 Jun '24	5 Jun '24		126	0 days	Site setting out works 5/6												
126	1.3.1.2.2.2.2	Dry wall installation	C2	21 days	6 Jun '24	26 Jun '24	125,121	127SS+14 days	0 days	Dry wall installation 26/6												
127	1.3.1.2.2.2.3	Wall paint works for dry wall	C2	21 days	20 Jun '24	10 Jul '24	126SS+14 days;128SS+14 days,131SS+6 d		0 days	Wall paint works for dry wall 10/7												
128	1.3.1.2.2.2.4	Door and door frame installation	C2	10 days	4 Jul '24	13 Jul '24	127SS+14 days;129		10 days	Door and door frame installation 13/7												
129	1.3.1.2.2.2.5	Touch Up works	C2	7 days	14 Jul '24	20 Jul '24	128	3	10 days	Touch Up works 20/7												
130	1.3.1.2.2.3	<b>E&amp;M</b>	None	35 days	26 Jun '24	30 Jul '24			0 days	E&M												
131	1.3.1.2.2.3.1	Electrical works	C2	35 days	26 Jun '24	30 Jul '24	127SS+6 days	3	0 days	Electrical works 30/7												
132	1.3.1.2.2.3.2	MVAC works	C2	35 days	26 Jun '24	30 Jul '24	127SS+6 days	3,133SS+7 days,134SS+7 d	0 days	MVAC works 30/7												
133	1.3.1.2.2.3.3	Fire service works	C2	20 days	3 Jul '24	22 Jul '24	132SS+7 days	3	8 days	Fire service works 22/7												
134	1.3.1.2.2.3.4	plumbing and drainage works	C2	10 days	5 Jul '24	14 Jul '24	132SS+7 days	3	16 days	plumbing and drainage works 14/7												
135	1.3.1.2.3	<b>Footing B</b>	None	115 days	15 Apr '24	7 Aug '24			16 days	Footing B												
136	1.3.1.2.3.1	<b>Structural works</b>	None	100 days	15 Apr '24	23 Jul '24			31 days	Structural works												
137	1.3.1.2.3.1.1	Erection Footing B (part 1)	C2	14 days	15 Apr '24	8 May '24	100FS+5 days		107 days	Erection Footing B (part 1) 8/5												
138	1.3.1.2.3.1.2	Erection Footing B (part 2)	C2	4 days	9 Jul '24	12 Jul '24	155	139	-8 days	Erection Footing B (part 2) 12/7												
139	1.3.1.2.3.1.3	Installation of gutter	C2	2 days	13 Jul '24	14 Jul '24	138	140	-8 days	Installation of gutter 14/7												
140	1.3.1.2.3.1.4	installation of roof cladding	C2	2 days	15 Jul '24	16 Jul '24	139	141	-8 days	installation of roof cladding 16/7												
141	1.3.1.2.3.1.5	installation of wall cladding	C2	2 days	17 Jul '24	18 Jul '24	140	3,142,144	-8 days	installation of wall cladding 18/7												
142	1.3.1.2.3.1.6	Installation of window	C2	5 days	19 Jul '24	23 Jul '24	141	3	7 days	Installation of window 23/7												
143	1.3.1.2.3.2	<b>ABWF</b>	None	7 days	19 Jul '24	25 Jul '24			-8 days	ABWF												
144	1.3.1.2.3.2.1	Dry wall installation	C2	3 days	19 Jul '24	21 Jul '24	141	145	-8 days	Dry wall installation 21/7												
145	1.3.1.2.3.2.2	Wall paint works for dry wall	C2	2 days	22 Jul '24	23 Jul '24	144	146,149,150,151,152	-8 days	Wall paint works for dry wall 23/7												
146	1.3.1.2.3.2.3	Door and door frame installation	C2	2 days	24 Jul '24	25 Jul '24	145	147SS	5 days	Door and door frame installation 25/7												
147	1.3.1.2.3.2.4	Touch Up works	C2	2 days	24 Jul '24	25 Jul '24	146SS	3	5 days	Touch Up works 25/7												
148	1.3.1.2.3.3	<b>E&amp;M</b>	C2	15 days	24 Jul '24	7 Aug '24			-8 days	E&M												
149	1.3.1.2.3.3.1	Electrical works	C2	15 days	24 Jul '24	7 Aug '24	145	3	-8 days	Electrical works 7/8												
150	1.3.1.2.3.3.2	MVAC works	C2	15 days	24 Jul '24	7 Aug '24	145	3	-8 days	MVAC works 7/8												
151	1.3.1.2.3.3.3	Fire service works	C2	15 days	24 Jul '24	7 Aug '24	145	3	-8 days	Fire service works 7/8												
152	1.3.1.2.3.3.4	plumbing and drainage works	C2	15 days	24 Jul '24	7 Aug '24	145	3	-8 days	plumbing and drainage works 7/8												
153	1.3.1.2.4	<b>Utilities beside &amp; behind the BoH</b>	None	42 days	28 May '24	8 Jul '24			-8 days	Utilities beside & behind the BoH												
154	1.3.1.2.4.1	Utilities beside BoH	C2	21 days	28 May '24	17 Jun '24		157,155,122	-8 days	Utilities beside BoH 17/6												
155	1.3.1.2.4.2	Utilities behind BoH (include XX)	C2	21 days	18 Jun '24	8 Jul '24	154	138	-8 days	Utilities behind BoH (include XX) 8/7												
156	1.3.1.2.5	<b>Footing for the Gate</b>	None	20 days	18 Jun '24	7 Jul '24			33 days	Footing for the Gate												
157	1.3.1.2.5.1	Footing for the Gate	C2	10 days	18 Jun '24	27 Jun '24	154	3,158	33 days	Footing for the Gate 27/6												
158	1.3.1.2.5.2	installation of feature wall	C2	10 days	28 Jun '24	7 Jul '24	157		47 days	installation of feature wall 7/7												
159	1.3.1.3	<b>EVA no. 1</b>	C2	108 days	26 Mar '24	21 Jul '24			9 days	EVA no. 1												
160	1.3.1.3.1	<b>EVA no.1</b>	C2	108 days	26 Mar '24	21 Jul '24			9 days	EVA no.1												
161	1.3.1.3.1.1	<b>Within EVA</b>	None	108 days	26 Mar '24	11 Jul '24			9 days	Within EVA												
162	1.3.1.3.1.1.1	<b>EVA no. 1 (exclude the remaining section connect to the deck channel)</b>	None	108 days	26 Mar '24	11 Jul '24			9 days	EVA no. 1 (exclude the remaining section connect to the deck channel)												
163	1.3.1.3.1.1.1.1	Trench excavation for ducts and drawpits within EVA (include breaking hard material)	C2	30 days	26 Mar '24	1 May '24		171SS+7 days,164,165	9 days	Trench excavation for ducts and drawpits within EVA (include breaking hard material) 1/5												
164	1.3.1.3.1.1.1.2	Installation of ducts and drawpits within EVA (include branch ducts to lighting pole)	C2	16 days	5 May '24	20 May '24	163	165	19 days	Installation of ducts and drawpits within EVA (include branch ducts to lighting pole) 20/5												
165	1.3.1.3.1.1.1.3	Backfilling	C2	7 days	21 May '24	27 May '24	163,164	166	19 days	Backfilling 27/5												
166	1.3.1.3.1.1.1.4	u-channel construction and fire main laying (73m)	C2	18 days	28 May '24	14 Jun '24	165	167FS+3 days	19 days	u-channel construction and fire main laying (73m) 14/6												
167	1.3.1.3.1.1.1.5	Subbase laying for the EVA	C2	10 days	18 Jun '24	27 Jun '24	166FS+3 days	168	19 days	Subbase laying for the EVA 27/6												
168	1.3.1.3.1.1.1.6	pavement	C2	14 days	28 Jun '24	11 Jul '24	167	169FF	19 days	pavement 11/7												
169	1.3.1.3.1.1.1.7	E&M works	C2	21 days	21 Jun '24	11 Jul '24	168FF	3	19 days	E&M works 11/7												
170	1.3.1.3.1.2	<b>Outside EVA</b>	None	111 days	2 Apr '24	21 Jul '24			9 days	Outside EVA												
171	1.3.1.3.1.2.1	Trench excavation for ducts and drawpits outside EVA (include breaking hard material)	C2	25 days	2 Apr '24	6 May '24	163SS+7 days	172	9 days	Trench excavation for ducts and drawpits outside EVA (include breaking hard material) 6/5												

Task █ Summary █ Start-only ┌ Critical █ Progress █  
Milestone ◆ Project Summary █ Finish-only └ Critical Split █ Manual Progress █

ID	WBS	Task Name	Task Calendar	Duration	Start	Finish	Predecessors	Successors	Total Slack	Gantt Chart	
172	1.3.1.3.1.2.2	Installation of ducts and drawpits outside EVA	C2	18 days	7 May '24	24 May '24	171	173	9 days	Installation of ducts and drawpits outside EVA 24/5	
173	1.3.1.3.1.2.3	Backfilling	C2	10 days	25 May '24	3 Jun '24	172	175FS+7 days	9 days	Backfilling 3/6	
174	1.3.1.3.1.2.4	walkway construction	C2	41 days	11 Jun '24	21 Jul '24		3	9 days	walkway const	
175	1.3.1.3.1.2.4.1	seawall cutting by Fong Cheong	C2	12 days	11 Jun '24	22 Jun '24	173FS+7 days	176	9 days	seawall cutting by Fong Cheong 22/6	
176	1.3.1.3.1.2.4.2	glass balstrade installation (include E&M)	C2	14 days	23 Jun '24	6 Jul '24	175	177SS+8 days	9 days	glass balstrade installation (include E&M) 6/7	
177	1.3.1.3.1.2.4.3	footpath	C2	21 days	1 Jul '24	21 Jul '24	176SS+8 days		9 days	footpath 21/7	
178	1.3.1.4	<b>Architectural /Hard landscaping Works</b>	C2	45 days	1 Jun '24	15 Jul '24			12 days	Architectural /Ha	
179	1.3.1.4.1	Fitness Lawn	C2	14 days	1 Jun '24	14 Jun '24			12 days	Fitness Lawn	
180	1.3.1.4.1.1	Excavation	C2	5 days	1 Jun '24	5 Jun '24		181FS+3 days	12 days	Excavation 5/6	
181	1.3.1.4.1.2	Filling/ concreting	C2	6 days	9 Jun '24	14 Jun '24	180FS+3 days	3,183	12 days	Filling/ concreting 14/6	
182	1.3.1.4.2	Event Deck	C2	14 days	15 Jun '24	28 Jun '24			12 days	Event Deck	
183	1.3.1.4.2.1	Excavation	C2	5 days	15 Jun '24	19 Jun '24	181	184FS+3 days,188SS	12 days	Excavation 19/6	
184	1.3.1.4.2.2	Blinding concrete	C2	1 day	23 Jun '24	23 Jun '24	183FS+3 days	185	12 days	Blinding concrete 23/6	
185	1.3.1.4.2.3	Rebar fixing	C2	4 days	24 Jun '24	27 Jun '24	184	186	12 days	Rebar fixing 27/6	
186	1.3.1.4.2.4	Concreting	C2	1 day	28 Jun '24	28 Jun '24	185	3,193,340SS	12 days	Concreting 28/6	
187	1.3.1.4.3	<b>Dry Fountain</b>	None	28 days	15 Jun '24	12 Jul '24			18 days	Dry Fountain	
188	1.3.1.4.3.1	Excavation	C2	3 days	15 Jun '24	17 Jun '24	183SS	189	18 days	Excavation 17/6	
189	1.3.1.4.3.2	Filling/ concreting	C2	7 days	18 Jun '24	24 Jun '24	188	190	18 days	Filling/ concreting 24/6	
190	1.3.1.4.3.3	Pipe, E&M	C2	12 days	25 Jun '24	6 Jul '24	189	191	18 days	Pipe, E&M 6/7	
191	1.3.1.4.3.4	Cover	C2	6 days	7 Jul '24	12 Jul '24	190	3	18 days	Cover 12/7	
192	1.3.1.4.4	<b>Rain Garden</b>	None	17 days	29 Jun '24	15 Jul '24			15 days	Rain Garden	
193	1.3.1.4.4.1	Excavation	C2	3 days	29 Jun '24	1 Jul '24	186	194	15 days	Excavation 1/7	
194	1.3.1.4.4.2	Filling/plumbing/concreting	C2	14 days	2 Jul '24	15 Jul '24	193	3	15 days	Filling/plumbing/concreting 15/7	
195	1.3.2	<b>Area No. 2</b>	C2	427 days	1 Jun '23	22 Aug '24			1 day	Area No. 2	
196	1.3.2.1	<b>Toilet cum changing room and Transformer Room</b>	C2	427 days	1 Jun '23	22 Aug '24			1 day	Toilet cum changing room and Transformer Room	
197	1.3.2.1.1	<b>Structure (Toilet cum changing room and Transfomer FC2)</b>	C2	247 days	1 Jun '23	2 Feb '24			181 days	Structure (Toilet cum changing room and Transfomer Room)	
198	1.3.2.1.1.1	ELS	C2	97 days	1 Jun '23	5 Sep '23			331 days	ELS	
201	1.3.2.1.1.2	Structural Works	C2	181 days	6 Aug '23	2 Feb '24			95 days	Structural Works	
221	1.3.2.1.2	<b>Architectural Works</b>	C2	185 days	29 Jan '24	22 Aug '24			-18 days	Architectural Works	
222	1.3.2.1.2.1	<b>Basement</b>	None	104 days	30 Mar '24	11 Jul '24			24 days	Basement	
223	1.3.2.1.2.1.1	ABWF	None	99 days	30 Mar '24	6 Jul '24			24 days	ABWF	
224	1.3.2.1.2.1.1.1	wall & ceiling plastering	C2	28 days	30 Mar '24	6 May '24		225	71 days	wall & ceiling plastering 6/5	
225	1.3.2.1.2.1.1.2	wall & ceiling painting	C2	14 days	7 May '24	20 May '24	224	3	71 days	wall & ceiling painting 20/5	
226	1.3.2.1.2.1.1.3	floor screeding	C2	9 days	28 Jun '24	6 Jul '24	229FS-14 days	3	24 days	floor screeding 6/7	
227	1.3.2.1.2.1.2	<b>E&amp;M</b>	None	67 days	6 May '24	11 Jul '24			24 days	E&M	
228	1.3.2.1.2.1.2.1	MVAC works	C2	60 days	6 May '24	4 Jul '24		229SS+7 days	24 days	MVAC works 4/7	
229	1.3.2.1.2.1.2.2	Electrical works	C2	60 days	13 May '24	11 Jul '24	228SS+7 days	226FS-14 days,230SS+7 da	24 days	Electrical works 11/7	
230	1.3.2.1.2.1.2.3	Fire service works	C2	30 days	20 May '24	18 Jun '24	229SS+7 days	3	42 days	Fire service works 18/6	
231	1.3.2.1.2.1.2.4	Plumbing and drainage works	C2	30 days	20 May '24	18 Jun '24	229SS+7 days	3	42 days	Plumbing and drainage works 18/6	
232	1.3.2.1.2.2	G/F	C2	73 days	11 Jun '24	22 Aug '24			-23 days	G/F	
233	1.3.2.1.2.2.1	ABWF	C2	73 days	11 Jun '24	22 Aug '24			-23 days	ABWF	
234	1.3.2.1.2.2.1.1	Block wall erection with steel frame	C2	10 days	18 Jun '24	27 Jun '24	235SS+7 days	236,241SS+10 days,246	-23 days	Block wall erection with steel frame 27/6	
235	1.3.2.1.2.2.1.2	I-beam installation for baffle ceiling	C2	5 days	11 Jun '24	15 Jun '24		234SS+7 days	-23 days	I-beam installation for baffle ceiling 15/6	
236	1.3.2.1.2.2.1.3	water-proofing work include 24h test at male toilet	C2	5 days	28 Jun '24	2 Jul '24	234	237	-5 days	water-proofing work include 24h test at male toilet 2/7	
237	1.3.2.1.2.2.1.4	Wall plastering works at male toilet	C2	5 days	3 Jul '24	7 Jul '24	236	238FS-2 days,260,261	-5 days	Wall plastering works at male toilet 7/7	
238	1.3.2.1.2.2.1.5	floor screeding works at male toilet	C2	5 days	6 Jul '24	10 Jul '24	237FS-2 days	239	-1 day	floor screeding works at male toilet 10/7	
239	1.3.2.1.2.2.1.6	wall tiles laying at male toilet	C2	14 days	11 Jul '24	24 Jul '24	238	240FS-3 days	-1 day	wall tiles laying at male toilet 24/7	
240	1.3.2.1.2.2.1.7	floor tiles at male toilet	C2	10 days	22 Jul '24	31 Jul '24	239FS-3 days	3	-1 day	floor tiles at male toilet 31/7	
241	1.3.2.1.2.2.1.8	water-proofing work include 24h test at female toilet	C2	5 days	28 Jun '24	2 Jul '24	234SS+10 days	242	-23 days	water-proofing work include 24h test at female toilet 2/7	
242	1.3.2.1.2.2.1.9	wall plastering works at female toilet	C2	6 days	3 Jul '24	8 Jul '24	241	243FS-2 days	-23 days	wall plastering works at female toilet 8/7	
243	1.3.2.1.2.2.1.10	floor screeding works at female toilet	C2	5 days	7 Jul '24	11 Jul '24	242FS-2 days	248FS-2 days,244	-23 days	floor screeding works at female toilet 11/7	
244	1.3.2.1.2.2.1.11	wall tiles laying at female toilet	C2	14 days	12 Jul '24	25 Jul '24	243	245FS-3 days	-2 days	wall tiles laying at female toilet 25/7	
245	1.3.2.1.2.2.1.12	floor tiles laying at female toilet	C2	10 days	23 Jul '24	1 Aug '24	244FS-3 days	3	-2 days	floor tiles laying at female toilet 1/8	
246	1.3.2.1.2.2.1.13	water-proofing work include 48 hr test at remaining area (baby care room; accessibility toilet etc	C2	7 days	14 Jul '24	20 Jul '24	234SS+26 days	247	7 days	water-proofing work include 48 hr test at remaining area (baby care room; accessibility toilet etc) 20/7	
247	1.3.2.1.2.2.1.14	wall plastering works at remaining area (baby care room; accessibility toilet etc	C2	3 days	21 Jul '24	23 Jul '24	246	3	7 days	wall plastering works at remaining area (baby care room; accessibility toilet etc) 23/7	
248	1.3.2.1.2.2.1.15	floor screeding works at remaining area (baby care room; accessibility toilet etc	C2	3 days	10 Jul '24	12 Jul '24	243FS-2 days	249,250FS-3 days,251	-23 days	floor screeding works at remaining area (baby care room; accessibility toilet etc) 12/7	

Task Summary Start-only Critical Progress  
 Milestone Project Summary Finish-only Critical Split Manual Progress

ID	WBS	Task Name	Task Calendar	Duration	Start	Finish	Predecessors	Successors	Total Slack	Gantt Chart	
249	1.3.2.1.2.2.1.16	wall tiles laying at remaining area (baby care room; accessibility toilet etc	C2	14 days	13 Jul '24	26 Jul '24	248	3	4 days	wall tiles laying at remaining area (baby care room; accessibility toilet etc) 25/7	
250	1.3.2.1.2.2.1.17	floor tiles laying at remaining area (baby care room; accessibility toilet etc	C2	7 days	10 Jul '24	16 Jul '24	248FS-3 days	3	14 days	floor tiles laying at remaining area (baby care room; accessibility toilet etc) 16/7	
251	1.3.2.1.2.2.1.18	external wall touch up	C2	18 days	13 Jul '24	30 Jul '24	248	252FS-8 days,253	-23 days	external wall touch up 30/7	
252	1.3.2.1.2.2.1.19	Baffle ceiling installation	C2	14 days	23 Jul '24	5 Aug '24	251FS-8 days	255SS	-23 days	Baffle ceiling installation 5/8	
253	1.3.2.1.2.2.1.20	Toilet cubical partition installation at male toilet	C2	7 days	31 Jul '24	6 Aug '24	251	254SS	-19 days	Toilet cubical partition installation at male toilet 6/8	
254	1.3.2.1.2.2.1.21	Toilet cubical partition installation at female toilet	C2	7 days	31 Jul '24	6 Aug '24	253SS	258	-19 days	Toilet cubical partition installation at female toilet 6/8	
255	1.3.2.1.2.2.1.22	door installation	C2	14 days	23 Jul '24	5 Aug '24	252SS	256SS+7 days	-23 days	door installation 5/8	
256	1.3.2.1.2.2.1.23	locker installation at male and female toilet	C2	12 days	30 Jul '24	10 Aug '24	255SS+7 days	257	-23 days	locker installation at male and female toilet 10/8	
257	1.3.2.1.2.2.1.24	seating bench installation at male and female toilet	C2	12 days	11 Aug '24	22 Aug '24	256	3	-23 days	seating bench installation at male and female toilet 22/8	
258	1.3.2.1.2.2.1.25	Sanitary fitment installation at male, female toilet, baby care room, accessibility toilet etc	C2	12 days	7 Aug '24	18 Aug '24	254	3	-19 days	Sanitary fitment installation at male, female toilet, baby care room, accessibility toilet etc 18/8	
259	1.3.2.1.2.2.2	E&M	C2	28 days	8 Jul '24	4 Aug '24			-5 days	E&M	
260	1.3.2.1.2.2.2.1	MVAC works	C2	28 days	8 Jul '24	4 Aug '24	237	3	-5 days	MVAC works 4/8	
261	1.3.2.1.2.2.2.2	Electrical works	C2	28 days	8 Jul '24	4 Aug '24	237	262SS+7 days,263SS+5 day	-4 days	Electrical works 4/8	
262	1.3.2.1.2.2.2.3	Fire service works	C2	20 days	15 Jul '24	3 Aug '24	261SS+7 days	3	-4 days	Fire service works 3/8	
263	1.3.2.1.2.2.2.4	Plumbing and drainage works	C2	20 days	13 Jul '24	1 Aug '24	261SS+5 days	3	-2 days	Plumbing and drainage works 1/8	
264	1.3.2.1.2.3	Metal Work ( Roof)	C2	152 days	29 Jan '24	20 Jul '24		3	10 days	Metal Work ( Roof)	
265	1.3.2.1.2.3.1	Fabrication of metal roof steel work GL 1-8	C2	38 days	29 Jan '24	18 Mar '24		3	124 days	Fabrication of metal roof steel work GL 1-8 18/3	
266	1.3.2.1.2.3.2	Fabrication of roof decking, louvre and window	C2	66 days	29 Jan '24	15 Apr '24		3	96 days	Fabrication of roof decking, louvre and window 15/4	
267	1.3.2.1.2.3.3	Installation of metal roof steelwork GL 5 - 8	C2	12 days	19 Mar '24	30 Mar '24		3	112 days	Installation of metal roof steelwork GL 5 - 8 30/3	
268	1.3.2.1.2.3.4	Installation of metal roof steelwork GL 1 - 5	C2	11 days	3 Apr '24	13 Apr '24	269FS+8 days,270FS+8 day		-1 day	Installation of metal roof steelwork GL 1 - 5 13/4	
269	1.3.2.1.2.3.5	Installation of metal roof decking GL 1 - 8	C2	60 days	22 Apr '24	30 Jun '24	268FS+8 days	276	-1 day	Installation of metal roof decking GL 1 - 8	
270	1.3.2.1.2.3.5.1	structural steel frame installation	C2	30 days	22 Apr '24	31 May '24	268FS+8 days	306FS+8 days	-1 day	structural steel frame installation 31/5	
271	1.3.2.1.2.3.5.2	"GUDI" water-guard waterproofing membrane	C2	6 days	3 Jun '24	8 Jun '24		273	32 days	"GUDI" water-guard waterproofing membrane 8/6	
272	1.3.2.1.2.3.5.3	setting out works of "RIGDAL" Alum Halter	C2	2 days	5 Jun '24	6 Jun '24		273	10 days	setting out works of "RIGDAL" Alum Halter 6/6	
273	1.3.2.1.2.3.5.4	Fixing of "RIGDAL" Alum Halter	C2	10 days	7 Jun '24	16 Jun '24	272	274SS+3 days,275SS+3 day	10 days	Fixing of "RIGDAL" Alum Halter 16/6	
274	1.3.2.1.2.3.5.5	Fixing of "KNAUF" thermal insulation	C2	3 days	10 Jun '24	12 Jun '24	273SS+3 days		28 days	Fixing of "KNAUF" thermal insulation 12/6	
275	1.3.2.1.2.3.5.6	Fixing of "RIGIDAL" Zip-Lok 400 thk alum standing seam profile	C2	21 days	10 Jun '24	30 Jun '24	273SS+3 days		10 days	Fixing of "RIGIDAL" Zip-Lok 400 thk alum standing seam profile 30/6	
276	1.3.2.1.2.3.6	Installation of vertical louvres and windows	C2	20 days	1 Jul '24	20 Jul '24	269	3	10 days	Installation of vertical louvres and windows 20/7	
277	1.3.2.2	EVA no. 2	C2	164 days	28 Jan '24	31 Jul '24			12 days	EVA no. 2	
278	1.3.2.2.1	Underground services (not affect by OD)	C2	33 days	28 Jan '24	12 Mar '24			95 days	Underground services (not affect by OD)	
280	1.3.2.2.2	Underground services (affect by OD)	C2	108 days	19 Feb '24	15 Jun '24			2 days	Underground services (affect by OD)	
281	1.3.2.2.2.1	Undercutting works (by coring method)	C2	91 days	19 Feb '24	29 May '24			2 days	Undercutting works (by coring method)	
296	1.3.2.2.2.2	Drainage and sewage by open cut method	None	66 days	17 Mar '24	21 May '24			52 days	Drainage and sewage by open cut method	
300	1.3.2.2.2.3	Waterworks	None	21 days	26 May '24	15 Jun '24			2 days	Waterworks	
301	1.3.2.2.2.3.1	DN600FW & DN300SW mains	C2	21 days	26 May '24	15 Jun '24	298FS+4 day	352,313	2 days	DN600FW & DN300SW mains 15/6	
302	1.3.2.2.3	EVA construction	C2	126 days	18 Mar '24	31 Jul '24			23 days	EVA construction	
303	1.3.2.2.3.1	EVA no. 2 (beside toilet cum)	C2	123 days	18 Mar '24	28 Jul '24			26 days	EVA no. 2 (beside toilet cum)	
304	1.3.2.2.3.1.1	Within EVA	None	133 days	18 Mar '24	28 Jul '24			26 days	Within EVA	
305	1.3.2.2.3.1.1.1	pipes laying for rain garden drainage (with manholes)	C2	54 days	18 Mar '24	20 May '24	279FS+5 days		95 days	pipes laying for rain garden drainage (with manholes) 20/5	
306	1.3.2.2.3.1.1.2	Duct and drawpits after drainage and waterworks complete	C2	12 days	9 Jun '24	20 Jun '24	270FS+8 day	307,320FS-3 days	-1 day	Duct and drawpits after drainage and waterworks complete 20/6	
307	1.3.2.2.3.1.1.3	Backfilling	C2	3 days	21 Jun '24	23 Jun '24	306	308	2 days	Backfilling 23/6	
308	1.3.2.2.3.1.1.4	u-channel construction & fire main laying	C2	12 days	24 Jun '24	5 Jul '24	307	309	2 days	u-channel construction & fire main laying 5/7	
309	1.3.2.2.3.1.1.5	subbase laying for the EVA	C2	9 days	6 Jul '24	14 Jul '24	308	310	2 days	subbase laying for the EVA 14/7	
310	1.3.2.2.3.1.1.6	pavement	C2	14 days	15 Jul '24	28 Jul '24	309	311FF	2 days	pavement 28/7	
311	1.3.2.2.3.1.1.7	E&M works (for lighting)	C2	21 days	8 Jul '24	28 Jul '24	310FF	3	2 days	E&M works (for lighting) 28/7	
312	1.3.2.2.3.2	EVA no. 2 (reserve for observation deck)	C2	43 days	16 Jun '24	28 Jul '24			2 days	EVA no. 2 (reserve for observation deck)	
313	1.3.2.2.3.2.1	Duct and drawpits after drainage and waterworks complete	C2	10 days	16 Jun '24	25 Jun '24	301	314	2 days	Duct and drawpits after drainage and waterworks complete 25/6	
314	1.3.2.2.3.2.2	backfilling	C2	4 days	26 Jun '24	29 Jun '24	313	315	2 days	backfilling 29/6	
315	1.3.2.2.3.2.3	u-channel construction & fire main laying	C2	10 days	30 Jun '24	9 Jul '24	314	316	2 days	u-channel construction & fire main laying 9/7	
316	1.3.2.2.3.2.4	subbase laying for the EVA	C2	9 days	10 Jul '24	18 Jul '24	315	317	2 days	subbase laying for the EVA 18/7	
317	1.3.2.2.3.2.5	pavement	C2	10 days	19 Jul '24	28 Jul '24	316	318FF	2 days	pavement 28/7	
318	1.3.2.2.3.2.6	E&M works	C2	21 days	8 Jul '24	28 Jul '24	317FF	3	2 days	E&M works 28/7	
319	1.3.2.2.3.3	EVA no. 2 (reserve for the entrance of the works)	None	44 days	18 Jun '24	31 Jul '24			-1 day	EVA no. 2 (reserve for the entrance of the works)	
320	1.3.2.2.3.3.1	Duct and drawpits after EVA no. 3 complete (after close the current access by using access through EVA no. 10 underneath Bridge D3)	C2	10 days	18 Jun '24	27 Jun '24	306FS-3 days	321	-1 day	Duct and drawpits after EVA no. 3 complete (after close the current access by using access through EVA no. 10 underneath Bridge D3) 27/6	

Task Summary Start-only Critical Progress  
 Milestone Project Summary Finish-only Critical Split Manual Progress

ID	WBS	Task Name	Task Calendar	Duration	Start	Finish	Predecessors	Successors	Total Slack	Half 1, 2024		Half 2, 2024	
										N	J	M	J
321	1.3.2.2.3.3.2	backfilling	C2	3 days	28 Jun '24	30 Jun '24	320	322	-1 day				backfilling 30/6
322	1.3.2.2.3.3.3	u-channel construction	C2	10 days	1 Jul '24	10 Jul '24	321	323	-1 day				u-channel construction 10/7
323	1.3.2.2.3.3.4	subbase laying for the EVA	C2	9 days	11 Jul '24	19 Jul '24	322	324	-1 day				subbase laying for the EVA 19/7
324	1.3.2.2.3.3.5	Pavement	C2	12 days	20 Jul '24	31 Jul '24	323	3	-1 day				Pavement 31/7
325	1.3.2.3	Works affect by OD (outside EVA no. 2)	C2	88 days	10 Apr '24	16 Jul '24			0 days				Works affect by
326	1.3.2.3.1	Works to be carried out after water main diversion from Gammon complete	None	61 days	10 Apr '24	9 Jun '24			0 days				Works to be carried out after w
327	1.3.2.3.1.1	water main in conflict with our drainage works divert by Gamn	None	0 days	10 Apr '24	10 Apr '24		328FS+7 days	0 days				
328	1.3.2.3.1.2	site formation prior to the underground service	C2	7 days	17 Apr '24	28 Apr '24	327FS+7 days	329FS+3 days	0 days				site formation prior to the underground service 28/4
329	1.3.2.3.1.3	PMH318 to PMH363	C2	7 days	7 May '24	13 May '24	328FS+3 days	330FS+4 days	0 days				PMH318 to PMH363 13/5
330	1.3.2.3.1.4	DN600 storm drains (PMH363 to 364)	C2	9 days	18 May '24	26 May '24	329FS+4 days	3,331	0 days				DN600 storm drains (PMH363 to 364) 26/5
331	1.3.2.3.1.5	DN525 storm drains (PMH362 to 363)	C2	14 days	27 May '24	9 Jun '24	330	333SS+8 days,1137	0 days				DN525 storm drains (PMH362 to 363) 9/6
332	1.3.2.3.2	Works to be carried out concurrently with the installation of steel roof of Observation Deck	None	43 days	4 Jun '24	16 Jul '24			0 days				Works to be carr
333	1.3.2.3.2.1	DN600 storm drains (PMH364 to 393)	C2	10 days	4 Jun '24	13 Jun '24	331SS+8 days	3,334	0 days				DN600 storm drains (PMH364 to 393) 13/6
334	1.3.2.3.2.2	DN525 storm drains (PMH392 to 393)	C2	7 days	14 Jun '24	20 Jun '24	333	335,336SS+3 days	0 days				DN525 storm drains (PMH392 to 393) 20/6
335	1.3.2.3.2.3	DN450 storm drains (PMH391 to 392)	C2	7 days	21 Jun '24	27 Jun '24	334	347SS	0 days				DN450 storm drains (PMH391 to 392) 27/6
336	1.3.2.3.2.4	DN160 sewer beside storm drains PMH391 to 393	C2	5 days	17 Jun '24	21 Jun '24	334SS+3 days	337	14 days				DN160 sewer beside storm drains PMH391 to 393 21/6
337	1.3.2.3.2.5	EVA no. 10 underneath bridge D3	C2	25 days	22 Jun '24	16 Jul '24	336	3	14 days				EVA no. 10 underneath bridge D3 16/7
338	1.3.2.4	Architectural/ Hard Landscaping Works	C2	64 days	28 May '24	30 Jul '24			24 days				Architectur
339	1.3.2.4.1	Amphitheatre	C2	21 days	28 Jun '24	18 Jul '24			12 days				Amphitheatre
340	1.3.2.4.1.1	Excavation	C2	4 days	28 Jun '24	1 Jul '24	186SS	341	12 days				Excavation 1/7
341	1.3.2.4.1.2	Sub base	C2	3 days	2 Jul '24	4 Jul '24	340	342	12 days				Sub base 4/7
342	1.3.2.4.1.3	Honed concrete	C2	14 days	5 Jul '24	18 Jul '24	341	3	12 days				Honed concrete 18/7
343	1.3.2.4.2	Terraced planter	None	60 days	28 May '24	26 Jul '24			28 days				Terraced pla
344	1.3.2.4.2.1	Excavation	C2	7 days	28 May '24	3 Jun '24			81 days				Excavation 3/6
345	1.3.2.4.2.2	concrete installation	C2	24 days	3 Jul '24	26 Jul '24		3	4 days				concrete installation 25/7
346	1.3.2.4.3	Stepped seating (underneath bridge D3)	None	40 days	21 Jun '24	30 Jul '24			0 days				Stepped se
347	1.3.2.4.3.1	excavation	C2	4 days	21 Jun '24	24 Jun '24	335SS	348	0 days				excavation 24/6
348	1.3.2.4.3.2	footing construction	C2	12 days	25 Jun '24	6 Jul '24	347	349	0 days				footing construction 6/7
349	1.3.2.4.3.3	footing curing	C2	3 days	7 Jul '24	9 Jul '24	348	350	0 days				footing curing 9/7
350	1.3.2.4.3.4	seating installation	C2	21 days	10 Jul '24	30 Jul '24	349	3	0 days				seating installation 30/7
351	1.3.3	Watermain connection between Area No.1 and 2	None	15 days	16 Jun '24	30 Jun '24			30 days				Watermain connection
352	1.3.3.1	preparation works for testing	C2	3 days	16 Jun '24	18 Jun '24	301	353	30 days				preparation works for testing 18/6
353	1.3.3.2	pressure test and swabbing test	C2	7 days	19 Jun '24	25 Jun '24	352	354	30 days				pressure test and swabbing test 25/6
354	1.3.3.3	water mains connection by WSD	C2	5 days	26 Jun '24	30 Jun '24	353	3	30 days				water mains connection by WSD 30/6
355	1.4	Open Space Beside Existing Seawall	C2	251 days	3 Nov '23	1 Aug '24			22 days				Open Spac
356	1.4.1	Area No. 3	C2	245 days	3 Nov '23	26 Jul '24			28 days				Area No. 3
357	1.4.1.1	Drainage and Water works	C2	42 days	24 Nov '23	4 Jan '24			210 days				Drainage and Water works
360	1.4.1.2	Harbour Step (120m)	C2	227 days	3 Nov '23	8 Jul '24			46 days				Harbour Step (120m)
361	1.4.1.2.1	Harbour step (upto the work zone of outfall no.1)	C2	80 days	3 Nov '23	21 Jan '24			193 days				21/1
362	1.4.1.2.2	Remaining harbour step after completion of the outfall no. 1	C2	42 days	19 Mar '24	9 May '24	384FS+2 day,363FS-10 days,387FS+(		4 days				Remaining harbour step after completion of the outfall no. 1 9/5
363	1.4.1.2.3	architectural works of Harbor step	C2	70 days	20 Apr '24	8 Jul '24	362FS-10 da,402SS,691SS		22 days				architectural works of Harbor step 8/7
364	1.4.1.3	Outfall 1	C2	62 days	3 Jan '24	16 Mar '24			4 days				Outfall 1
365	1.4.1.3.1	Construction of precast concrete unit of Outfall 1	C2	62 days	3 Jan '24	16 Mar '24			4 days				Construction of precast concrete unit of Outfall 1
385	1.4.1.4	EVA no. 3	C2	72 days	16 May '24	26 Jul '24			4 days				EVA no. 3
386	1.4.1.4.1	Within EVA	None	70 days	16 May '24	24 Jul '24			6 days				Within EVA
387	1.4.1.4.1.1	Installation of ducts and drawpits within EVA	C2	21 days	16 May '24	5 Jun '24	362FS+6 day,388		6 days				Installation of ducts and drawpits within EVA 5/6
388	1.4.1.4.1.2	backfilling	C2	4 days	6 Jun '24	9 Jun '24	387	389FS+7 days	6 days				backfilling 9/6
389	1.4.1.4.1.3	u-channel construction & fire main laying	C2	14 days	17 Jun '24	30 Jun '24	388FS+7 days	390	6 days				u-channel construction & fire main laying 30/6
390	1.4.1.4.1.4	subbase laying for the EVA	C2	10 days	1 Jul '24	10 Jul '24	389	391	6 days				subbase laying for the EVA 10/7
391	1.4.1.4.1.5	pavement	C2	14 days	11 Jul '24	24 Jul '24	390	392FF	6 days				pavement 24/7
392	1.4.1.4.1.6	E&M works	C2	21 days	4 Jul '24	24 Jul '24	391FF	3	6 days				E&M works 24/7
393	1.4.1.4.2	Outside EVA	None	72 days	16 May '24	26 Jul '24			4 days				Outside EVA
394	1.4.1.4.2.1	Installation of ducts and drawpits outside EVA	C2	16 days	16 May '24	31 May '24	362FS+6 day,395FS+5 days		4 days				Installation of ducts and drawpits outside EVA 31/5
395	1.4.1.4.2.2	additional u-channel construction beside harbor step	C2	14 days	6 Jun '24	19 Jun '24	394FS+5 days	399,396FS+7 days	4 days				additional u-channel construction beside harbor step 19/6
396	1.4.1.4.2.3	Hard landscape (include walkway) and soft landscaping works	C2	30 days	27 Jun '24	26 Jul '24	395FS+7 day,3		4 days				Hard landscape (include walkway) and soft landscaping works 25/7
397	1.4.2	Area No.4	C2	242 days	3 Nov '23	23 Jul '24			7 days				Area No.4
398	1.4.2.1	Drainage and Water works	C2	10 days	20 Jun '24	29 Jun '24			31 days				Drainage and Water wc

Task █ Summary █ Start-only  Critical █ Progress █  
 Milestone ◆ Project Summary █ Finish-only  Critical Split ⋯ Manual Progress █

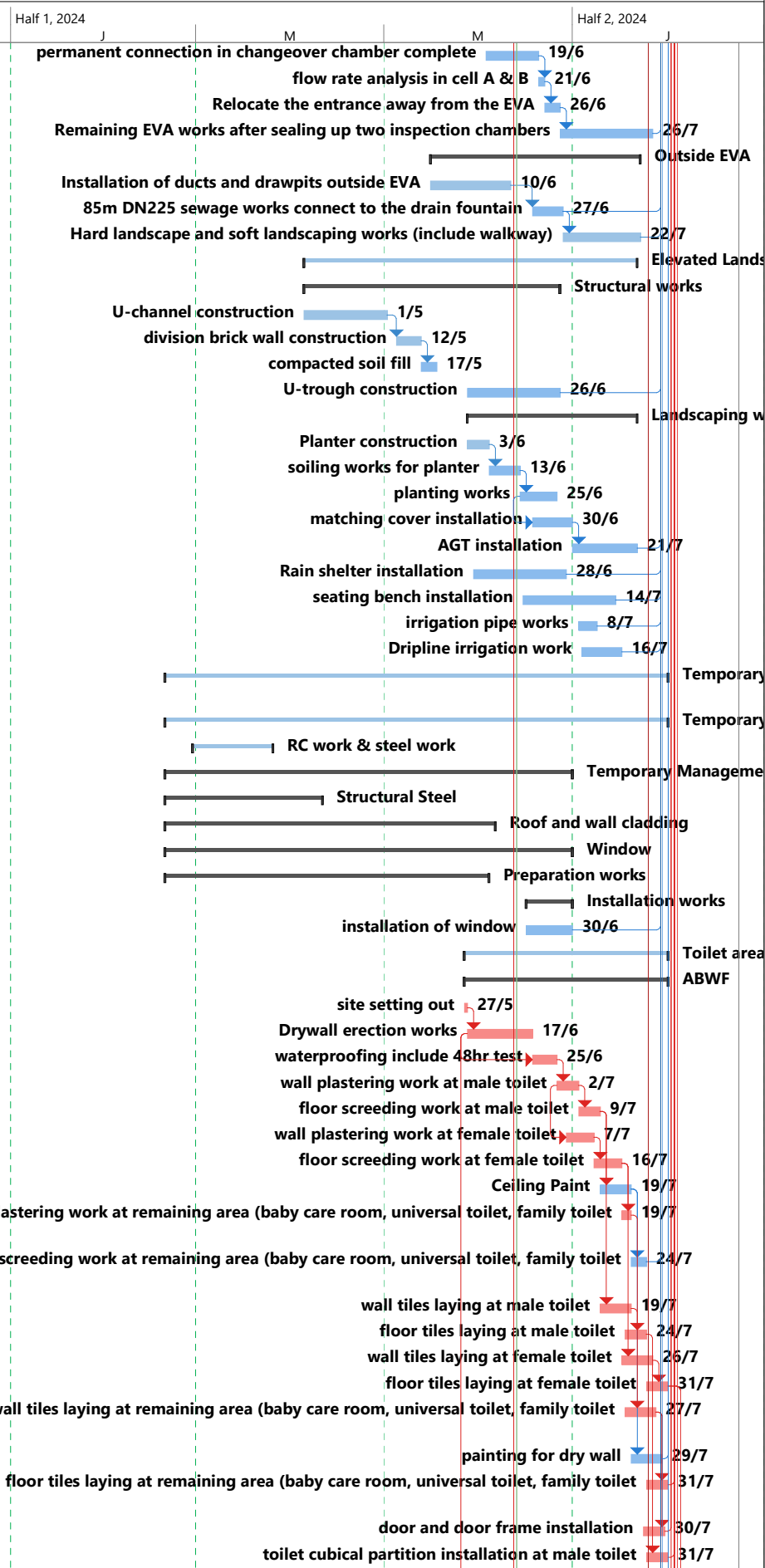
ID	WBS	Task Name	Task Calendar	Duration	Start	Finish	Predecessors	Successors	Total Slack	Gantt Chart	
400	1.4.2.2	<b>Harbour Step (120m)</b>	C2	227 days	3 Nov '23	8 Jul '24			22 days	Harbour Step (120m)	
401	1.4.2.2.1	Harbour step (upto the work zone of outfall no.1)	C2	80 days	3 Nov '23	21 Jan '24		3	169 days	21/1	
402	1.4.2.2.2	architectural works of Harbor step	C2	70 days	20 Apr '24	8 Jul '24	363SS	3	22 days	architectural works of Harbor step 8/7	
403	1.4.2.3	<b>EVA no. 4</b>	C2	117 days	19 Mar '24	23 Jul '24			7 days	EVA no. 4	
404	1.4.2.3.1	<b>Within EVA</b>	None	127 days	19 Mar '24	23 Jul '24			7 days	Within EVA	
405	1.4.2.3.1.1	Installation of ducts and drawpits within EVA	C2	60 days	19 Mar '24	27 May '24		412SS,406FS+2 days	7 days	Installation of ducts and drawpits within EVA 27/5	
406	1.4.2.3.1.2	backfilling	C2	5 days	30 May '24	3 Jun '24	405FS+2 days	407FS+10 days	7 days	backfilling 3/6	
407	1.4.2.3.1.3	u-channel construction & fire main laying	C2	14 days	14 Jun '24	27 Jun '24	406FS+10 days	408	7 days	u-channel construction & fire main laying 27/6	
408	1.4.2.3.1.4	Subbase laying for the EVA	C2	10 days	28 Jun '24	7 Jul '24	407	409	7 days	Subbase laying for the EVA 7/7	
409	1.4.2.3.1.5	pavement	C2	16 days	8 Jul '24	23 Jul '24	408	410FF	7 days	pavement 23/7	
410	1.4.2.3.1.6	E&M works	C2	21 days	3 Jul '24	23 Jul '24	409FF	3	7 days	E&M works 23/7	
411	1.4.2.3.2	<b>Outside EVA</b>	None	118 days	19 Mar '24	14 Jul '24			16 days	Outside EVA	
412	1.4.2.3.2.1	Installation of ducts and drawpits outside EVA	C2	60 days	19 Mar '24	27 May '24	405SS	413FS+14 days	16 days	Installation of ducts and drawpits outside EVA 27/5	
413	1.4.2.3.2.2	additional u-channel construction beside harbor step	C2	14 days	11 Jun '24	24 Jun '24	412FS+14 days	414	16 days	additional u-channel construction beside harbor step 24/6	
414	1.4.2.3.2.3	Hard landscape and soft landscaping works (include walkway)	C2	20 days	25 Jun '24	14 Jul '24	413	3	16 days	Hard landscape and soft landscaping works (include walkway) 14/7	
415	1.4.3	<b>Area No.5</b>	C2	203 days	21 Dec '23	1 Aug '24			22 days	Area No.5	
416	1.4.3.1	<b>Drainage and Water works</b>	C2	32 days	28 Apr '24	3 Jun '24			18 days	Drainage and Water works	
419	1.4.3.2	<b>Outfall 2</b>	C2	162 days	21 Dec '23	21 Jun '24			40 days	Outfall 2	
456	1.4.3.3	<b>Floating Stage</b>	C2	125 days	22 Jan '24	16 Jun '24			68 days	Floating Stage	
457	1.4.3.3.1	<b>Preparation Works</b>	C2	40 days	22 Jan '24	13 Mar '24			129 days	Preparation Works	
460	1.4.3.3.2	Type 2B (CHA0.00 ~ CHA7.13) - Bay 1	C2	44 days	25 Jan '24	20 Mar '24			146 days	Type 2B (CHA0.00 ~ CHA7.13) - Bay 1	
477	1.4.3.3.3	Type 2A (CHA7.13 ~ CHA16.58) - Bay 2	C2	76 days	27 Jan '24	28 Apr '24			88 days	Type 2A (CHA7.13 ~ CHA16.58) - Bay 2	
494	1.4.3.3.4	Type 2A (CHA16.58 ~ CHA28.46) - Bay 3	C2	72 days	27 Jan '24	19 Apr '24			116 days	Type 2A (CHA16.58 ~ CHA28.46) - Bay 3	
511	1.4.3.3.5	Type 2A (CHA28.46 ~ CHA41.49) - Bay 4	C2	64 days	14 Mar '24	26 May '24			65 days	Type 2A (CHA28.46 ~ CHA41.49) - Bay 4	
529	1.4.3.3.6	Type 1A (CHA41.49 ~ CHA52.82) (C-shape structure) - Bay 5	C2	69 days	14 Mar '24	31 May '24			60 days	Type 1A (CHA41.49 ~ CHA52.82) (C-shape structure) - Bay 5	
545	1.4.3.3.7	Type 2A (CHA52.82 ~ CHA71.82) - Bay 6	C2	41 days	16 Apr '24	5 Jun '24			55 days	Type 2A (CHA52.82 ~ CHA71.82) - Bay 6	
563	1.4.3.3.8	Type 1B (CHA71.82 ~ CHA97.49) (C-shape structure) - Bay 7	C2	74 days	25 Mar '24	16 Jun '24			44 days	Type 1B (CHA71.82 ~ CHA97.49) (C-shape structure) - Bay 7	
564	1.4.3.3.8.1	Excavation for construction of Floating Stage	C2	15 days	25 Mar '24	8 Apr '24		565	93 days	Excavation for construction of Floating Stage 8/4	
565	1.4.3.3.8.2	Placing blinding concrete	C2	1 day	9 Apr '24	9 Apr '24	564	567	93 days	Placing blinding concrete 9/4	
566	1.4.3.3.8.3	Base slab construction	None	9 days	10 Apr '24	18 Apr '24			103 days	Base slab construction	
572	1.4.3.3.8.4	Wall construction	None	20 days	28 May '24	16 Jun '24			44 days	Wall construction	
573	1.4.3.3.8.4.1	Erection of scaffold working platform	C2	4 days	28 May '24	31 May '24	594SS+1 day	574	44 days	Erection of scaffold working platform 31/5	
574	1.4.3.3.8.4.2	Erection of timber & GRP formwork for wall	C2	6 days	1 Jun '24	6 Jun '24	573	575SS+2 days,576	44 days	Erection of timber & GRP formwork for wall 6/6	
575	1.4.3.3.8.4.3	Rebar fixing for wall	C2	3 days	3 Jun '24	5 Jun '24	574SS+2 day	3	55 days	Rebar fixing for wall 5/6	
576	1.4.3.3.8.4.4	Concreting of wall	C2	1 day	7 Jun '24	7 Jun '24	574	577FS+2 days,578FS+2	44 days	Concreting of wall 7/6	
577	1.4.3.3.8.4.5	Dismantle of timber formwork for wall and scaffold working platform	C2	7 days	10 Jun '24	16 Jun '24	576FS+2 days	3	44 days	Dismantle of timber formwork for wall and scaffold working platform 16/6	
578	1.4.3.3.8.4.6	Backfilling with rockfill material behind the Floating Stage structure	C2	3 days	10 Jun '24	12 Jun '24	576FS+2 days	3	48 days	Backfilling with rockfill material behind the Floating Stage structure 12/6	
579	1.4.3.3.9	Type 2A (CHA97.49 ~ CHA118.37) - Bay 8	C2	33 days	28 Apr '24	4 Jun '24			3 days	Type 2A (CHA97.49 ~ CHA118.37) - Bay 8	
596	1.4.3.3.10	Type 1A (CHA118.37 ~ CHA133.81) (C-shape structure) - Bay 9	C2	42 days	1 May '24	14 Jun '24			2 days	Type 1A (CHA118.37 ~ CHA133.81) (C-shape structure) - Bay 9	
597	1.4.3.3.10.1	Fabrication of GRP mould	C2	14 days	1 May '24	17 May '24			98 days	Fabrication of GRP mould 17/5	
598	1.4.3.3.10.2	Relocation of excavated armour rock to Part 4 of the Site	C2	7 days	5 May '24	11 May '24		599	1 day	Relocation of excavated armour rock to Part 4 of the Site 11/5	
599	1.4.3.3.10.3	Excavation for construction of Floating Stage	C2	7 days	12 May '24	18 May '24	598	600,615SS	1 day	Excavation for construction of Floating Stage 18/5	
600	1.4.3.3.10.4	Placing blinding concrete	C2	1 day	19 May '24	19 May '24	599	602	63 days	Placing blinding concrete 19/5	
601	1.4.3.3.10.5	Base slab construction	None	9 days	20 May '24	28 May '24			63 days	Base slab construction	
607	1.4.3.3.10.6	Wall construction	None	18 days	28 May '24	14 Jun '24			3 days	Wall construction	
608	1.4.3.3.10.6.1	Erection of scaffold working platform	C2	1 day	28 May '24	28 May '24	594SS+1 day	3,609	3 days	Erection of scaffold working platform 28/5	
609	1.4.3.3.10.6.2	Erection of timber & GRP formwork for wall	C2	8 days	29 May '24	5 Jun '24	608	610SS+4 days	3 days	Erection of timber & GRP formwork for wall 5/6	
610	1.4.3.3.10.6.3	Rebar fixing for wall	C2	2 days	2 Jun '24	3 Jun '24	609SS+4 day	611	3 days	Rebar fixing for wall 3/6	
611	1.4.3.3.10.6.4	Concreting of wall	C2	1 day	4 Jun '24	4 Jun '24	610	612FS+2 days	3 days	Concreting of wall 4/6	
612	1.4.3.3.10.6.5	Dismantle of timber formwork for wall and scaffold working platform	C2	5 days	7 Jun '24	11 Jun '24	611FS+2 days	613	3 days	Dismantle of timber formwork for wall and scaffold working platform 11/6	
613	1.4.3.3.10.6.6	Backfilling with rockfill material behind the Floating Stage structure	C2	3 days	12 Jun '24	14 Jun '24	612	677	3 days	Backfilling with rockfill material behind the Floating Stage structure 14/6	
614	1.4.3.3.11	Type 2A (CHA133.81 ~ CHA137.55, adjacent Outfall 2) - Bay 10	C2	36 days	12 May '24	16 Jun '24			1 day	Type 2A (CHA133.81 ~ CHA137.55, adjacent Outfall 2) - Bay 10	
615	1.4.3.3.11.1	Excavation for construction of Floating Stage	C2	6 days	12 May '24	17 May '24	599SS	616,631SS	1 day	Excavation for construction of Floating Stage 17/5	
616	1.4.3.3.11.2	Placing blinding concrete	C2	1 day	18 May '24	18 May '24	615	618	1 day	Placing blinding concrete 18/5	
617	1.4.3.3.11.3	Base slab construction	None	9 days	19 May '24	27 May '24			1 day	Base slab construction	
623	1.4.3.3.11.4	Wall construction	None	20 days	28 May '24	16 Jun '24			1 day	Wall construction	

Task Summary Start-only Critical Progress   
 Milestone Project Summary Finish-only Critical Split Manual Progress

ID	WBS	Task Name	Task Calendar	Duration	Start	Finish	Predecessors	Successors	Total Slack	Gantt Chart	
624	1.4.3.3.11.4.1	Erection of scaffold working platform	C2	1 day	28 May '24	28 May '24	622	625	1 day		
625	1.4.3.3.11.4.2	Rebar fixing for wall	C2	3 days	29 May '24	31 May '24	624	626	1 day		
626	1.4.3.3.11.4.3	Erection of timber formwork for wall	C2	3 days	1 Jun '24	3 Jun '24	625	627	1 day		
627	1.4.3.3.11.4.4	Concreting of wall	C2	1 day	4 Jun '24	4 Jun '24	626	628FS+2 days	1 day		
628	1.4.3.3.11.4.5	Dismantle of timber formwork for wall and scaffold working platform	C2	7 days	7 Jun '24	13 Jun '24	627FS+2 days	629	1 day		
629	1.4.3.3.11.4.6	Backfilling with rockfill material behind the Floating Stage structure	C2	3 days	14 Jun '24	16 Jun '24	628	677	1 day		
630	1.4.3.3.12	Type 2A (CHB0.00 ~ CHB14.30, adjacent Outfall 2) - Bay C2	C2	35 days	12 May '24	15 Jun '24			2 days		
631	1.4.3.3.12.1	Excavation for construction of Floating Stage	C2	8 days	12 May '24	19 May '24	615SS	632,647SS	2 days		
632	1.4.3.3.12.2	Placing blinding concrete	C2	1 day	20 May '24	20 May '24	631	634	2 days		
633	1.4.3.3.12.3	Base slab construction	None	7 days	21 May '24	27 May '24			2 days		
639	1.4.3.3.12.4	Wall construction	None	20 days	27 May '24	15 Jun '24			2 days		
640	1.4.3.3.12.4.1	Erection of scaffold working platform	C2	1 day	27 May '24	27 May '24	637	641	2 days		
641	1.4.3.3.12.4.2	Rebar fixing for wall	C2	4 days	28 May '24	31 May '24	640	642	2 days		
642	1.4.3.3.12.4.3	Erection of timber formwork for wall	C2	3 days	1 Jun '24	3 Jun '24	641	643	2 days		
643	1.4.3.3.12.4.4	Concreting of wall	C2	1 day	4 Jun '24	4 Jun '24	642	644FS+2 days,677	2 days		
644	1.4.3.3.12.4.5	Dismantle of timber formwork for wall and scaffold working platform	C2	6 days	7 Jun '24	12 Jun '24	643FS+2 days	645	2 days		
645	1.4.3.3.12.4.6	Backfilling with rockfill material behind the Floating Stage structure	C2	3 days	13 Jun '24	15 Jun '24	644	677	2 days		
646	1.4.3.3.13	Type 2A (CHB14.30 ~ CHB32.32) - Bay 12	C2	33 days	12 May '24	13 Jun '24			4 days		
662	1.4.3.4	EVA no.5	C2	53 days	7 Jun '24	29 Jul '24			-2 days		
663	1.4.3.4.1	Beside floating stage bays 1 to 4	None	49 days	7 Jun '24	25 Jul '24			-2 days		
664	1.4.3.4.1.1	Installation of duct and drawpit	C2	12 days	7 Jun '24	18 Jun '24	417FS+3 day	665,671SS+5 days	-2 days		
665	1.4.3.4.1.2	backfilling	C2	4 days	19 Jun '24	22 Jun '24	664	666	5 days		
666	1.4.3.4.1.3	u-channel construction & fire main laying	C2	12 days	23 Jun '24	4 Jul '24	665	667	5 days		
667	1.4.3.4.1.4	subbase laying for the EVA	C2	9 days	5 Jul '24	13 Jul '24	666	668	5 days		
668	1.4.3.4.1.5	Pavement	C2	12 days	14 Jul '24	25 Jul '24	667	669FF	5 days		
669	1.4.3.4.1.6	E&M works	C2	21 days	5 Jul '24	25 Jul '24	668FF	3	5 days		
670	1.4.3.4.2	Beside floating stage bays 5 to 8	None	47 days	12 Jun '24	28 Jul '24			-2 days		
671	1.4.3.4.2.1	Installation of duct and drawpits concurrently with the floating stage bays 4 to 8	C2	14 days	12 Jun '24	25 Jun '24	664SS+5 days	672	-2 days		
672	1.4.3.4.2.2	u-channel construction & fire main laying	C2	12 days	26 Jun '24	7 Jul '24	671	673	-2 days		
673	1.4.3.4.2.3	subbase laying for the EVA	C2	9 days	8 Jul '24	16 Jul '24	672	674,684SS	-2 days		
674	1.4.3.4.2.4	pavement	C2	12 days	17 Jul '24	28 Jul '24	673	675FF	2 days		
675	1.4.3.4.2.5	E&M works	C2	21 days	8 Jul '24	28 Jul '24	674FF	3	2 days		
676	1.4.3.4.3	Beside floating stage 8 to 11	None	43 days	17 Jun '24	29 Jul '24			1 day		
677	1.4.3.4.3.1	sewage works (DF2a > DF1c > DF1d)	C2	6 days	17 Jun '24	22 Jun '24	613,629,645,	453SS-7 days,678	1 day		
678	1.4.3.4.3.2	Installation of duct and drawpits	C2	9 days	23 Jun '24	1 Jul '24	677	679	1 day		
679	1.4.3.4.3.3	u-channel construction & fire main laying	C2	10 days	2 Jul '24	11 Jul '24	678	680	1 day		
680	1.4.3.4.3.4	subbase laying for the EVA	C2	8 days	12 Jul '24	19 Jul '24	679	681	1 day		
681	1.4.3.4.3.5	pavement	C2	10 days	20 Jul '24	29 Jul '24	680	682FF	1 day		
682	1.4.3.4.3.6	E&M works	C2	14 days	16 Jul '24	29 Jul '24	681FF	3	1 day		
683	1.4.3.5	Hard landscape and soft landscaping works	C2	25 days	8 Jul '24	1 Aug '24			-2 days		
684	1.4.3.5.1	Hard landscaping between floating stage and EVA	C2	25 days	8 Jul '24	1 Aug '24	673SS	3	-2 days		
685	1.4.4	Area no.6	C2	136 days	3 Mar '24	26 Jul '24			28 days		
686	1.4.4.1	Drainage and Water works	C2	43 days	3 Mar '24	14 Apr '24			97 days		
690	1.4.4.2	Harbour Steps	C2	70 days	20 Apr '24	8 Jul '24			22 days		
691	1.4.4.2.1	architectural works of Harbor step	C2	70 days	20 Apr '24	8 Jul '24	363SS	3	22 days		
692	1.4.4.3	EVA no.6	C2	79 days	9 May '24	26 Jul '24			13 days		
693	1.4.4.3.1	Within EVA	None	79 days	9 May '24	26 Jul '24			13 days		
694	1.4.4.3.1.1	Installation of ducts and drawpits within EVA	C2	30 days	9 May '24	7 Jun '24		695	13 days		
695	1.4.4.3.1.2	Backfilling	C2	5 days	8 Jun '24	12 Jun '24	694	696FS+4 days	13 days		
696	1.4.4.3.1.3	u-channel construction & fire main laying	C2	10 days	17 Jun '24	26 Jun '24	695FS+4 days	697	13 days		
697	1.4.4.3.1.4	subbase laying for the EVA	C2	9 days	27 Jun '24	5 Jul '24	696	698	13 days		
698	1.4.4.3.1.5	pavement	C2	12 days	6 Jul '24	17 Jul '24	697	699FF	13 days		
699	1.4.4.3.1.6	E&M works	C2	21 days	27 Jun '24	17 Jul '24	698FF	3	13 days		
700	1.4.4.3.1.7	seal up two inspection chambers of box culvert (relate to the CE/124 of Section 8)	C2	24 days	3 Jun '24	26 Jun '24			4 days		
701	1.4.4.3.1.7.1	EMSD accept remedial works for the MJ of cell B	C2	1 day	13 Jun '24	13 Jun '24			71 days		

Task Summary Start-only Critical Progress  
 Milestone Project Summary Finish-only Critical Split Manual Progress

ID	WBS	Task Name	Task Calendar	Duration	Start	Finish	Predecessors	Successors	Total Slack	Half 1, 2024		Half 2, 2024	
702	1.4.4.3.1.7.2	permanent connection in changeover chamber complete	C2	17 days	3 Jun '24	19 Jun '24	703		4 days	N		J	
703	1.4.4.3.1.7.3	flow rate analysis in cell A & B	C2	2 days	20 Jun '24	21 Jun '24	702	704	4 days			M	
704	1.4.4.3.1.7.4	Relocate the entrance away from the EVA	C2	5 days	22 Jun '24	26 Jun '24	703	705	4 days			M	
705	1.4.4.3.1.8	Remaining EVA works after sealing up two inspection chamber	C2	30 days	27 Jun '24	26 Jul '24	704	3	4 days			M	
706	1.4.4.3.2	<b>Outside EVA</b>	None	68 days	16 May '24	22 Jul '24			8 days			M	
707	1.4.4.3.2.1	Installation of ducts and drawpits outside EVA	C2	26 days	16 May '24	10 Jun '24		708FS+7 days	8 days			M	
708	1.4.4.3.2.2	85m DN225 sewage works connect to the drain fountain	C2	10 days	18 Jun '24	27 Jun '24	707FS+7 days	3,709	8 days			M	
709	1.4.4.3.2.3	Hard landscape and soft landscaping works (include walkway)	C2	25 days	28 Jun '24	22 Jul '24	708	3	8 days			M	
710	1.4.4.4	<b>Elevated Landscape deck</b>	None	108 days	5 Apr '24	21 Jul '24			33 days			M	
711	1.4.4.4.1	<b>Structural works</b>	None	83 days	5 Apr '24	26 Jun '24			58 days			M	
712	1.4.4.4.1.1	U-channel construction	C2	20 days	5 Apr '24	1 May '24		713	98 days			M	
713	1.4.4.4.1.2	division brick wall construction	C2	8 days	5 May '24	12 May '24	712	714	98 days			M	
714	1.4.4.4.1.3	compacted soil fill	C2	5 days	13 May '24	17 May '24	713		98 days			M	
715	1.4.4.4.1.4	U-trough construction	C2	30 days	28 May '24	26 Jun '24		3	34 days			M	
716	1.4.4.4.2	<b>Landscaping works</b>	None	55 days	28 May '24	21 Jul '24			9 days			M	
717	1.4.4.4.2.1	Planter construction	C2	7 days	28 May '24	3 Jun '24		718	9 days			M	
718	1.4.4.4.2.2	soiling works for planter	C2	10 days	4 Jun '24	13 Jun '24	717	719	9 days			M	
719	1.4.4.4.2.3	planting works	C2	12 days	14 Jun '24	25 Jun '24	718	720SS+4 days	9 days			M	
720	1.4.4.4.2.4	matching cover installation	C2	13 days	18 Jun '24	30 Jun '24	719SS+4 days	721	9 days			M	
721	1.4.4.4.2.5	AGT installation	C2	21 days	1 Jul '24	21 Jul '24	720	3	9 days			M	
722	1.4.4.4.2.6	Rain shelter installation	C2	30 days	30 May '24	28 Jun '24		3	32 days			M	
723	1.4.4.4.2.7	seating bench installation	C2	30 days	15 Jun '24	14 Jul '24		3	16 days			M	
724	1.4.4.4.2.8	irrigation pipe works	C2	6 days	3 Jul '24	8 Jul '24		3	22 days			M	
725	1.4.4.4.2.9	Dripline irrigation work	C2	13 days	4 Jul '24	16 Jul '24		3	14 days			M	
726	1.5	<b>Temporary Management Office, Temporary Toilet, Plant Rooms of General Building services and Refuse Collection</b>	C2	153 days	20 Feb '24	31 Jul '24			-1 day			J	
727	1.5.1	<b>Temporary Office</b>	C2	153 days	20 Feb '24	31 Jul '24			-1 day			J	
728	1.5.1.1	<b>RC work &amp; steel work</b>	C2	26 days	29 Feb '24	25 Mar '24			117 days			J	
734	1.5.1.2	<b>Temporary Management Office</b>	None	132 days	20 Feb '24	30 Jun '24			30 days			J	
735	1.5.1.2.1	<b>Structural Steel</b>	None	51 days	20 Feb '24	10 Apr '24			111 days			J	
738	1.5.1.2.2	<b>Roof and wall cladding</b>	C2	97 days	20 Feb '24	5 Jun '24			30 days			J	
751	1.5.1.2.3	<b>Window</b>	None	132 days	20 Feb '24	30 Jun '24			30 days			J	
752	1.5.1.2.3.1	<b>Preparation works</b>	None	105 days	20 Feb '24	3 Jun '24			42 days			J	
756	1.5.1.2.3.2	<b>Installation works</b>	None	15 days	16 Jun '24	30 Jun '24			30 days			J	
757	1.5.1.2.3.2.1	installation of window	C2	15 days	16 Jun '24	30 Jun '24	750FS+10 days	3	30 days			J	
758	1.5.1.3	<b>Toilet area</b>	C2	66 days	27 May '24	31 Jul '24			-1 day			J	
759	1.5.1.3.1	<b>ABWF</b>	None	66 days	27 May '24	31 Jul '24			-1 day			J	
760	1.5.1.3.1.1	site setting out	C2	1 day	27 May '24	27 May '24		761	-1 day			J	
761	1.5.1.3.1.2	Drywall erection works	C2	21 days	28 May '24	17 Jun '24	760	762SS+21 days,782SS+21 d	-1 day			J	
762	1.5.1.3.1.3	waterproofing include 48hr test	C2	8 days	18 Jun '24	25 Jun '24	761SS+21 days	763	-1 day			J	
763	1.5.1.3.1.4	wall plastering work at male toilet	C2	7 days	26 Jun '24	2 Jul '24	762	764,765SS+3 days	-1 day			J	
764	1.5.1.3.1.5	floor screeding work at male toilet	C2	7 days	3 Jul '24	9 Jul '24	763	767,770	-1 day			J	
765	1.5.1.3.1.6	wall plastering work at female toilet	C2	9 days	29 Jun '24	7 Jul '24	763SS+3 days	766	-1 day			J	
766	1.5.1.3.1.7	floor screeding work at female toilet	C2	9 days	8 Jul '24	16 Jul '24	765	768,772	-1 day			J	
767	1.5.1.3.1.8	Ceiling Paint	C2	10 days	10 Jul '24	19 Jul '24	764	769,775	1 day			J	
768	1.5.1.3.1.9	wall plastering work at remaining area (baby care room, universal toilet, family toilet)	C2	3 days	17 Jul '24	19 Jul '24	766	774FS-2 days	-1 day			J	
769	1.5.1.3.1.10	floor screeding work at remaining area (baby care room, universal toilet, family toilet)	C2	5 days	20 Jul '24	24 Jul '24	767	3	6 days			J	
770	1.5.1.3.1.11	wall tiles laying at male toilet	C2	10 days	10 Jul '24	19 Jul '24	764	771FS-2 days	-1 day			J	
771	1.5.1.3.1.12	floor tiles laying at male toilet	C2	7 days	18 Jul '24	24 Jul '24	770FS-2 days	778	-1 day			J	
772	1.5.1.3.1.13	wall tiles laying at female toilet	C2	10 days	17 Jul '24	26 Jul '24	766	773FS-2 days	-1 day			J	
773	1.5.1.3.1.14	floor tiles laying at female toilet	C2	7 days	25 Jul '24	31 Jul '24	772FS-2 days	779FF,780FF	-1 day			J	
774	1.5.1.3.1.15	wall tiles laying at remaining area (baby care room, universal toilet, family toilet)	C2	10 days	18 Jul '24	27 Jul '24	768FS-2 days	776FS-3 days,777FS-4 days	-1 day			J	
775	1.5.1.3.1.16	painting for dry wall	C2	10 days	20 Jul '24	29 Jul '24	767	3	1 day			J	
776	1.5.1.3.1.17	floor tiles laying at remaining area (baby care room, universal toilet, family toilet)	C2	7 days	25 Jul '24	31 Jul '24	774FS-3 days	3	-1 day			J	
777	1.5.1.3.1.18	door and door frame installation	C2	7 days	24 Jul '24	30 Jul '24	774FS-4 days	3	0 days			J	
778	1.5.1.3.1.19	toilet cubical partition installation at male toilet	C2	7 days	25 Jul '24	31 Jul '24	771	3	-1 day			J	



Task █ Summary █ Start-only ┌ Critical █ Progress █  
 Milestone ◆ Project Summary █ Finish-only └ Critical Split █ Manual Progress █

ID	WBS	Task Name	Task Calendar	Duration	Start	Finish	Predecessors	Successors	Total Slack	Gantt Chart								
										N	Half 1, 2024	J	M	M	Half 2, 2024	J		
779	1.5.1.3.1.20	toilet cubical partition installation at female toilet	C2	7 days	25 Jul '24	31 Jul '24	773FF	3	-1 day									
780	1.5.1.3.1.21	sanitary fitment installation at male, female toilet, baby care room, universal toilet and family toilet	C2	8 days	24 Jul '24	31 Jul '24	773FF	3	-1 day									
781	1.5.1.3.2	<b>E&amp;M</b>	None	39 days	18 Jun '24	26 Jul '24			4 days									
782	1.5.1.3.2.1	Electrical works	C2	25 days	18 Jun '24	12 Jul '24	761SS+21 days	3,783SS+7 days	4 days									
783	1.5.1.3.2.2	MVAC works	C2	25 days	25 Jun '24	19 Jul '24	782SS+7 days	3,784SS+7 days	4 days									
784	1.5.1.3.2.3	Plumbing and drainage works	C2	25 days	2 Jul '24	26 Jul '24	783SS+7 days	3	4 days									
785	1.5.1.4	<b>Office area</b>	None	59 days	29 May '24	26 Jul '24			4 days									
786	1.5.1.4.1	<b>ABWF</b>	None	52 days	29 May '24	19 Jul '24			4 days									
787	1.5.1.4.1.1	site setting out	C2	3 days	29 May '24	31 May '24		788,789	4 days									
788	1.5.1.4.1.2	Dry Wall & Block Wall erection for universal toilet	C2	14 days	1 Jun '24	14 Jun '24	787	790,799SS+21 days	4 days									
789	1.5.1.4.1.3	dry wall installation	C2	21 days	1 Jun '24	21 Jun '24	787	795	29 days									
790	1.5.1.4.1.4	waterproofing work for universal toilet incl. 48 hour test	C2	5 days	15 Jun '24	19 Jun '24	788	791	11 days									
791	1.5.1.4.1.5	wall plastering work for universal toilet	C2	7 days	20 Jun '24	26 Jun '24	790	792	11 days									
792	1.5.1.4.1.6	floor screeding works for all office area	C2	10 days	27 Jun '24	6 Jul '24	791	793,794	11 days									
793	1.5.1.4.1.7	internal wall paint works for office, medical room, general store room	C2	10 days	7 Jul '24	16 Jul '24	792	797	11 days									
794	1.5.1.4.1.8	wall tiles and floor tiles laying for universal toilet	C2	4 days	7 Jul '24	10 Jul '24	792	796	17 days									
795	1.5.1.4.1.9	door and door frame installation	C2	10 days	22 Jun '24	1 Jul '24	789	3	29 days									
796	1.5.1.4.1.10	sanitary fitment installation for universal toilet	C2	3 days	11 Jul '24	13 Jul '24	794	3	17 days									
797	1.5.1.4.1.11	Touch up Works	None	3 days	17 Jul '24	19 Jul '24	793	3	11 days									
798	1.5.1.4.2	<b>E&amp;M</b>	None	35 days	22 Jun '24	26 Jul '24			4 days									
799	1.5.1.4.2.1	Electrical works	C2	21 days	22 Jun '24	12 Jul '24	788SS+21 days	3,800SS+7 days	4 days									
800	1.5.1.4.2.2	MVAC works	C2	21 days	29 Jun '24	19 Jul '24	799SS+7 days	3,801SS+7 days,802SS+7 d	4 days									
801	1.5.1.4.2.3	Fire service works	C2	21 days	6 Jul '24	26 Jul '24	800SS+7 days	3	4 days									
802	1.5.1.4.2.4	Plumbing and drainage works	C2	10 days	6 Jul '24	15 Jul '24	800SS+7 days	3	15 days									
803	1.5.1.5	<b>Remaining area (refuse collection chamber, horticultural machinery store room, etc)</b>	None	59 days	30 May '24	27 Jul '24			3 days									
804	1.5.1.5.1	<b>ABWF</b>	None	59 days	30 May '24	27 Jul '24			3 days									
805	1.5.1.5.1.1	site setting out	C2	3 days	30 May '24	1 Jun '24		806	3 days									
806	1.5.1.5.1.2	Drywall erection	C2	21 days	2 Jun '24	22 Jun '24	805	807,813SS+21 days	3 days									
807	1.5.1.5.1.3	wall plastering work for remaining areas	C2	7 days	23 Jun '24	29 Jun '24	806	808	3 days									
808	1.5.1.5.1.4	floor screeding works for remaining areas	C2	7 days	30 Jun '24	6 Jul '24	807	809,810	3 days									
809	1.5.1.5.1.5	internal wall paint works for remaining areas	C2	5 days	7 Jul '24	11 Jul '24	808	811SS+16 days	3 days									
810	1.5.1.5.1.6	wall tiles and floor tiles laying for refuse collection chamber	C2	3 days	7 Jul '24	9 Jul '24	808	3	21 days									
811	1.5.1.5.1.7	door and door frame installation	C2	5 days	23 Jul '24	27 Jul '24	809SS+16 d	3	3 days									
812	1.5.1.5.2	<b>E&amp;M</b>	None	28 days	23 Jun '24	20 Jul '24			10 days									
813	1.5.1.5.2.1	Electrical works	C2	21 days	23 Jun '24	13 Jul '24	806SS+21 days	3,814SS+7 days	10 days									
814	1.5.1.5.2.2	MVAC works	C2	21 days	30 Jun '24	20 Jul '24	813SS+7 days	3,815SS+7 days,816SS+7 d	10 days									
815	1.5.1.5.2.3	Fire service works	C2	10 days	7 Jul '24	16 Jul '24	814SS+7 days	3	14 days									
816	1.5.1.5.2.4	Plumbing and drainage works	C2	10 days	7 Jul '24	16 Jul '24	814SS+7 days	3	14 days									
817	1.6	<b>Pumping station, box culvert and lifts</b>	C2	701 days?	1 Sep '22	23 Aug '24			0 days?									
818	1.6.1	<b>Sewage and Saltwater Pumping Station</b>	C2	701 days?	1 Sep '22	23 Aug '24			0 days?									
819	1.6.1.1	<b>ELS</b>	C2	104 days	19 Mar '23	30 Jun '23		820	0 days									
820	1.6.1.2	<b>PLT Test, Binder concrete</b>	C2	13 days	14 Jun '23	26 Jun '23	819	826	0 days									
821	1.6.1.3	<b>Structural works</b>	C2	354 days	15 Mar '23	14 Mar '24			128 days									
930	1.6.1.4	<b>Architectural works</b>	C2	701 days?	1 Sep '22	23 Aug '24			0 days?									
931	1.6.1.4.1	<b>B/F (saltwater pumping station)</b>	C2	145 days	26 Feb '24	29 Jul '24			4 days									
932	1.6.1.4.1.1	<b>ABWF</b>	None	142 days	26 Feb '24	16 Jul '24			4 days									
933	1.6.1.4.1.1.1	Site setting out works for B/F	C2	4 days	26 Feb '24	29 Feb '24		934SS+1 day	4 days									
934	1.6.1.4.1.1.2	Wall & ceiling plastering	C2	80 days	27 Feb '24	26 May '24	933SS+1 day	935FS-11 days,936FS-4	4 days									
935	1.6.1.4.1.1.3	Wall & ceiling painting works	C2	21 days	16 May '24	5 Jun '24	934FS-11 da	941	4 days									
936	1.6.1.4.1.1.4	Block wall erection for interfacing WSD & DSD portion	C2	10 days	23 May '24	1 Jun '24	934FS-4 days	937FS+14 days,941	8 days									
937	1.6.1.4.1.1.5	Floor screeding & apply floor finishes material	C2	28 days	16 Jun '24	13 Jul '24	936FS+14 days	938SS	14 days									
938	1.6.1.4.1.1.6	Door and door frame installation	C2	21 days	16 Jun '24	6 Jul '24	937SS	939	14 days									
939	1.6.1.4.1.1.7	Paint / plastering works touch up	C2	10 days	7 Jul '24	16 Jul '24	938	3	14 days									
940	1.6.1.4.1.2	<b>E&amp;M</b>	None	54 days	6 Jun '24	29 Jul '24			4 days									
941	1.6.1.4.1.2.1	MVAC works	C2	45 days	6 Jun '24	20 Jul '24	935,936	942SS+7 days	4 days									
942	1.6.1.4.1.2.2	Electrical works	C2	45 days	13 Jun '24	27 Jul '24	941SS+7 days	943SS+7 days,944SS+7 day	4 days									



ID	WBS	Task Name	Task Calendar	Duration	Start	Finish	Predecessors	Successors	Total Slack	Gantt Chart (Half 1, 2024 to Half 2, 2024)											
943	1.6.1.4.1.2.3	Fire service works	C2	21 days	20 Jun '24	10 Jul '24	942SS+7 days	3	20 days	Fire service works 10/7											
944	1.6.1.4.1.2.4	Mechanical works	C2	40 days	20 Jun '24	29 Jul '24	942SS+7 days	945SS+7 days	4 days	Mechanical works 29/7											
945	1.6.1.4.1.2.5	Plumbing and drainage works	C2	30 days	27 Jun '24	26 Jul '24	944SS+7 days	3	4 days	Plumbing and drainage works 26/7											
946	1.6.1.4.2	<b>B/F (sewage pumping station)</b>	None	94 days	28 Apr '24	30 Jul '24			-11 days	B/F (sewage pumping station) 28/7											
947	1.6.1.4.2.1	ABWF	None	67 days	28 Apr '24	3 Jul '24			-11 days	ABWF 28/7											
948	1.6.1.4.2.1.1	Site setting out works for B/F	C2	2 days	28 Apr '24	1 May '24		949	-6 days	Site setting out works for B/F 1/5											
949	1.6.1.4.2.1.2	Wall & ceiling plastering	C2	25 days	5 May '24	29 May '24	948	950FS-5 days	-6 days	Wall & ceiling plastering 29/5											
950	1.6.1.4.2.1.3	Wall & ceiling painting works	C2	14 days	25 May '24	7 Jun '24	949FS-5 days	951FS-5 days,955	-6 days	Wall & ceiling painting works 7/6											
951	1.6.1.4.2.1.4	Floor screeding & apply floor finishes material	C2	10 days	3 Jun '24	12 Jun '24	950FS-5 days	952SS	27 days	Floor screeding & apply floor finishes material 12/6											
952	1.6.1.4.2.1.5	Door and door frame installation	C2	21 days	3 Jun '24	23 Jun '24	951SS	953	27 days	Door and door frame installation 23/6											
953	1.6.1.4.2.1.6	Paint / plastering works touch up	C2	10 days	24 Jun '24	3 Jul '24	952	3	27 days	Paint / plastering works touch up 3/7											
954	1.6.1.4.2.2	<b>E&amp;M</b>	None	53 days	8 Jun '24	30 Jul '24			-6 days	E&M 8/6											
955	1.6.1.4.2.2.1	MVAC works	C2	45 days	8 Jun '24	22 Jul '24	950	956SS+7 days,960,1028	-6 days	MVAC works 22/7											
956	1.6.1.4.2.2.2	Electrical works	C2	38 days	15 Jun '24	22 Jul '24	955SS+7 days	957SS+7 days,958SS+3 day	-6 days	Electrical works 22/7											
957	1.6.1.4.2.2.3	Fire service works	C2	21 days	22 Jun '24	12 Jul '24	956SS+7 days	960	13 days	Fire service works 12/7											
958	1.6.1.4.2.2.4	Mechanical works	C2	38 days	18 Jun '24	25 Jul '24	956SS+3 days	959SS+7 days,960	0 days	Mechanical works 25/7											
959	1.6.1.4.2.2.5	Plumbing and drainage works	C2	30 days	25 Jun '24	24 Jul '24	958SS+7 days	960	1 day	Plumbing and drainage works 24/7											
960	1.6.1.4.2.2.6	T&C	C2	5 days	26 Jul '24	30 Jul '24	955,956,957,93		0 days	T&C 30/7											
961	1.6.1.4.3	<b>G/F Transformer Room</b>	C2	123 days	1 Mar '24	11 Jul '24			9 days	G/F Transformer Room 1/7											
962	1.6.1.4.3.1	ABWF	None	77 days	1 Mar '24	16 May '24			9 days	ABWF 1/7											
974	1.6.1.4.3.2	<b>E&amp;M</b>	None	75 days	28 Apr '24	11 Jul '24			14 days	E&M 28/7											
975	1.6.1.4.3.2.1	E&M works	C2	20 days	28 Apr '24	22 May '24	968	3	69 days	E&M works 22/5											
976	1.6.1.4.3.2.2	Handover to CLP (after water-proofing double slab certificate issued)	C2	0 days	16 May '24	16 May '24	973,972	977,1102FS+7 days	-5 days	Handover to CLP 16/5											
977	1.6.1.4.3.2.3	Energization	C2	56 days	17 May '24	11 Jul '24	976	3,1028	5 days	Energization 11/7											
978	1.6.1.4.4	<b>G/F (saltwater pumping station)</b>	C2	679 days?	1 Sep '22	1 Aug '24			22 days?	G/F (saltwater pumping station) 1/7											
979	1.6.1.4.4.1	ABWF	None	95 days	28 Apr '24	31 Jul '24			-6 days	ABWF 28/7											
980	1.6.1.4.4.1.1	Site setting out works	C2	5 days	28 Apr '24	7 May '24		981,982SS+1 day	-1 day	Site setting out works 7/5											
981	1.6.1.4.4.1.2	Verify the site setting out with Architect & POC	C2	5 days	8 May '24	12 May '24	980	3	79 days	Verify the site setting out with Architect & POC 12/5											
982	1.6.1.4.4.1.3	Wall & ceiling plastering	C2	30 days	1 May '24	2 Jun '24	980SS+1 day	983SS+21 days,997,992	-1 day	Wall & ceiling plastering 2/6											
983	1.6.1.4.4.1.4	Wall & ceiling painting	C2	26 days	25 May '24	19 Jun '24	982SS+21 days	984SS+7 days,985SS+1	-1 day	Wall & ceiling painting 19/6											
984	1.6.1.4.4.1.5	Floor Screeding & Finishes	C2	21 days	1 Jun '24	21 Jun '24	983SS+7 days	986SS+7 days,997	-1 day	Floor Screeding & Finishes 21/6											
985	1.6.1.4.4.1.6	Toilet fitting out works	C2	7 days	8 Jun '24	14 Jun '24	983SS+14 days	3	46 days	Toilet fitting out works 14/6											
986	1.6.1.4.4.1.7	Handrail installation for ST-1, ST-2, ST-3, ST-6 & ST-7	C2	10 days	8 Jun '24	17 Jun '24	984SS+7 days	987SS+14 days,1007	19 days	Handrail installation for ST-1, ST-2, ST-3, ST-6 & ST-7 17/6											
987	1.6.1.4.4.1.8	Screeding and nosing installation for ST-1, ST-2, ST-3, ST-6 & ST-7	C2	10 days	22 Jun '24	1 Jul '24	986SS+14 days	1008	19 days	Screeding and nosing installation for ST-1, ST-2, ST-3, ST-6 & ST-7 1/7											
988	1.6.1.4.4.1.9	Application of epoxy lining inside sewage chamber	None	28 days	20 Jun '24	17 Jul '24	983	3	13 days	Application of epoxy lining inside sewage chamber 17/7											
989	1.6.1.4.4.1.10	Door and door frame installation	C2	30 days	20 Jun '24	19 Jul '24	983	990SS+7 days	-1 day	Door and door frame installation 19/7											
990	1.6.1.4.4.1.11	Paint / plastering works touch up	C2	35 days	27 Jun '24	31 Jul '24	989SS+7 days	3	-1 day	Paint / plastering works touch up 31/7											
991	1.6.1.4.4.2	<b>E&amp;M</b>	None	59 days	3 Jun '24	31 Jul '24			-1 day	E&M 3/7											
992	1.6.1.4.4.2.1	MVAC works	C2	30 days	3 Jun '24	2 Jul '24	982	993SS+7 days,998	7 days	MVAC works 2/7											
993	1.6.1.4.4.2.2	Electrical works	C2	30 days	10 Jun '24	9 Jul '24	992SS+7 days	994SS+7 days,995SS+7 day	7 days	Electrical works 9/7											
994	1.6.1.4.4.2.3	Fire service works	C2	20 days	17 Jun '24	6 Jul '24	993SS+7 days	998	17 days	Fire service works 6/7											
995	1.6.1.4.4.2.4	Mechanical works	C2	30 days	17 Jun '24	16 Jul '24	993SS+7 days	996SS+7 days,998	7 days	Mechanical works 16/7											
996	1.6.1.4.4.2.5	Plumbing and drainage works	C2	20 days	24 Jun '24	13 Jul '24	995SS+7 days	998	10 days	Plumbing and drainage works 13/7											
997	1.6.1.4.4.2.6	LV switch room	C2	40 days	22 Jun '24	31 Jul '24	982,983,984	3	-1 day	LV switch room 31/7											
998	1.6.1.4.4.2.7	T&C	C2	7 days	17 Jul '24	23 Jul '24	992,993,994,93		7 days	T&C 23/7											
999	1.6.1.4.4.3	<b>G/F (sewage pumping station)</b>	None	79 days	6 May '24	23 Jul '24			-18 days	G/F (sewage pumping station) 6/7											
1000	1.6.1.4.4.3.1	Site setting out works	C2	3 days	6 May '24	8 May '24		1001	-8 days	Site setting out works 8/5											
1001	1.6.1.4.4.3.2	Verify the site setting out with Architect & POC	C2	5 days	9 May '24	13 May '24	1000	1002	-8 days	Verify the site setting out with Architect & POC 13/5											
1002	1.6.1.4.4.3.3	Wall & ceiling plastering	C2	35 days	14 May '24	17 Jun '24	1001	1003SS+21 days,1006S	-8 days	Wall & ceiling plastering 17/6											
1003	1.6.1.4.4.3.4	Wall & ceiling painting	C2	21 days	4 Jun '24	24 Jun '24	1002SS+21 days	1005,1012,1017	-8 days	Wall & ceiling painting 24/6											
1004	1.6.1.4.4.3.5	Block wall erection for interfacing WSD & DSD portion	C2	10 days	4 Jun '24	13 Jun '24	1002SS+21 days	1012,1017	3 days	Block wall erection for interfacing WSD & DSD portion 13/6											
1005	1.6.1.4.4.3.6	Floor Screeding & Finishes	C2	14 days	25 Jun '24	8 Jul '24	1003	1017	6 days	Floor Screeding & Finishes 8/7											
1006	1.6.1.4.4.3.7	Toilet fitting out works	C2	7 days	27 May '24	2 Jun '24	1002SS+13 days	3	58 days	Toilet fitting out works 2/6											
1007	1.6.1.4.4.3.8	Handrail installation for ST-1, ST-2, ST-3, ST-6 & ST-7	C2	10 days	18 Jun '24	27 Jun '24	986	3	33 days	Handrail installation for ST-1, ST-2, ST-3, ST-6 & ST-7 27/6											
1008	1.6.1.4.4.3.9	Screeding and nosing installation for ST-1, ST-2, ST-3, ST-6 & ST-7	C2	10 days	2 Jul '24	11 Jul '24	987	3	19 days	Screeding and nosing installation for ST-1, ST-2, ST-3, ST-6 & ST-7 11/7											
1009	1.6.1.4.4.3.10	Door and door frame installation	C2	24 days	18 Jun '24	11 Jul '24	1002	1010	7 days	Door and door frame installation 11/7											
1010	1.6.1.4.4.3.11	Paint / plastering works touch up	C2	12 days	12 Jul '24	23 Jul '24	1009	3	7 days	Paint / plastering works touch up 23/7											

Task Summary Start-only Critical Progress Manual Progress  
 Milestone Project Summary Finish-only Critical Split

ID	WBS	Task Name	Task Calendar	Duration	Start	Finish	Predecessors	Successors	Total Slack	Gantt Chart (Half 1, 2024 / Half 2, 2024)											
1011	1.6.1.4.4.4	<b>E&amp;M</b>	None	37 days	25 Jun '24	31 Jul '24			-8 days	E&M											
1012	1.6.1.4.4.4.1	MVAC works	C2	30 days	25 Jun '24	24 Jul '24	1003,1004	1013SS,1018,1028	-8 days	MVAC works 24/7											
1013	1.6.1.4.4.4.2	Electrical works	C2	30 days	25 Jun '24	24 Jul '24	1012SS	1014SS+7 days,1015SS+5 c	-8 days	Electrical works 24/7											
1014	1.6.1.4.4.4.3	Fire service works	C2	20 days	2 Jul '24	21 Jul '24	1013SS+7 days	1018	2 days	Fire service works 21/7											
1015	1.6.1.4.4.4.4	Mechanical works	C2	25 days	30 Jun '24	24 Jul '24	1013SS+5 days	1016SS+5 days,1018	-1 day	Mechanical works 24/7											
1016	1.6.1.4.4.4.5	Plumbing and drainage works	C2	20 days	5 Jul '24	24 Jul '24	1015SS+5 days	1018	-1 day	Plumbing and drainage works 24/7											
1017	1.6.1.4.4.4.6	LV switch room	C2	16 days	9 Jul '24	24 Jul '24	1003,1004,1003		6 days	LV switch room 24/7											
1018	1.6.1.4.4.4.7	T&C	C2	7 days	25 Jul '24	31 Jul '24	1012,1013,10:3		-1 day	T&C 31/7											
1019	1.6.1.4.4.5	<b>T&amp;C of pumping system for saltwater pumping station (under</b>	None	48 days	15 Jun '24	1 Aug '24			-2 days	T&C of pu											
1020	1.6.1.4.4.5.1	pump out the seawater trapped inside culvert to outlet	C2	3 days	15 Jun '24	17 Jun '24		1021	-2 days	pump out the seawater trapped inside culvert to outlet 17/6											
1021	1.6.1.4.4.5.2	seal up existing bulkhead between box culvert/intake culvert to prevent seawater flowing in	C2	3 days	18 Jun '24	20 Jun '24	1020	1022	-2 days	seal up existing bulkhead between box culvert/intake culvert to prevent seawater flowing in 20/6											
1022	1.6.1.4.4.5.3	Confined space workers by Richwell (or JHL??) to carry out remaining civil works such as mass fill and r.c. landing	C2	21 days	21 Jun '24	11 Jul '24	1021	1023	-2 days	s by Richwell (or JHL??) to carry out remaining civil works such as mass fill and r.c. landing 11/7											
1023	1.6.1.4.4.5.4	POC to carry out watertightness test of the structure	C2	7 days	12 Jul '24	18 Jul '24	1022	1024	-2 days	POC to carry out watertightness test of the structure 18/7											
1024	1.6.1.4.4.5.5	ATAL to install pumping system; secondary screens and conduct T&C (temporary access need to be provided by	C2	14 days	19 Jul '24	1 Aug '24	1023	3	-2 days	pumping system; secondary screens and conduct T&C (temporary access need to be provided by POC) 1/8											
1025	1.6.1.4.4.6	<b>water-proofing installation</b>	None	1 day?	1 Sep '22	1 Sep '22			687 days?												
1026	1.6.1.4.4.6.1	water-proofing installation at the ground floor of the pumping station	None	1 day?	1 Sep '22	1 Sep '22			687 days?												
1027	1.6.1.4.5	<b>FS Inspection</b>	None	14 days	25 Jul '24	7 Aug '24			-8 days	FS Inspe											
1028	1.6.1.4.5.1	FS Inspection	C2	14 days	25 Jul '24	7 Aug '24	1012,1013,95:3		-8 days	FS Inspection 7/8											
1029	1.6.1.4.6	<b>R/F</b>	C2	52 days	3 Jul '24	23 Aug '24			-17 days	R											
1030	1.6.1.4.6.1	<b>ABWF</b>	None	52 days	3 Jul '24	23 Aug '24			-17 days	A											
1031	1.6.1.4.6.1.1	Floor screeding, Surface Channel Installation	C2	21 days	3 Jul '24	23 Jul '24		1032	-17 days	Floor screeding, Surface Channel Installation 23/7											
1032	1.6.1.4.6.1.2	water-proofing installation	C2	10 days	24 Jul '24	2 Aug '24	1031	1033	-17 days	water-proofing installation 2/8											
1033	1.6.1.4.6.1.3	Laying AGT at Roof Floor	C2	21 days	3 Aug '24	23 Aug '24	1032	1035SS,1036SS,1037S:	-17 days	Laying AGT at Roof Floor 23											
1034	1.6.1.4.6.2	<b>E&amp;M works</b>	None	14 days	3 Aug '24	16 Aug '24			-17 days	E&M											
1035	1.6.1.4.6.2.1	Electrical works	C2	14 days	3 Aug '24	16 Aug '24	1033SS	3	-17 days	Electrical works 16/8											
1036	1.6.1.4.6.2.2	MVAC works	C2	14 days	3 Aug '24	16 Aug '24	1033SS	3	-17 days	MVAC works 16/8											
1037	1.6.1.4.6.2.3	Plumbing and drainage works	C2	10 days	3 Aug '24	12 Aug '24	1033SS	3	-13 days	Plumbing and drainage works 12/8											
1038	1.6.1.4.7	<b>External Façade Works</b>	C2	55 days	28 Jun '24	21 Aug '24			-22 days	Ex											
1039	1.6.1.4.7.1	<b>ABWF</b>	None	49 days	28 Jun '24	15 Aug '24			-22 days	ABW											
1040	1.6.1.4.7.1.1	Touch up works for fair-faced concrete	C2	21 days	28 Jun '24	18 Jul '24		1041SS+14 days,1047S	-22 days	Touch up works for fair-faced concrete 18/7											
1041	1.6.1.4.7.1.2	Artificial granite tiles	C2	21 days	12 Jul '24	1 Aug '24	1040SS+14 c	1042	-16 days	Artificial granite tiles 1/8											
1042	1.6.1.4.7.1.3	Touch Up	None	14 days	2 Aug '24	15 Aug '24	1041	3	-16 days	Touch Up 15/8											
1043	1.6.1.4.7.2	<b>Steel Structure Works</b>	None	45 days	8 Jul '24	21 Aug '24			-22 days	St											
1044	1.6.1.4.7.2.1	<b>Window and Louvre</b>	None	20 days	19 Jul '24	7 Aug '24		3	-8 days	Window											
1045	1.6.1.4.7.2.1.1	Installation of window	C2	20 days	19 Jul '24	7 Aug '24	1040		-8 days	Installation of window 7/8											
1046	1.6.1.4.7.2.2	<b>Aluminium Fin</b>	C2	45 days	8 Jul '24	21 Aug '24			-22 days	Al											
1047	1.6.1.4.7.2.2.1	installation of fin	C2	45 days	8 Jul '24	21 Aug '24	1040SS+10 da	3	-22 days	installation of fin 21											
1048																					
1049	1.7	<b>External Works beside Underpass and pumping station</b>	C2	128 days	1 Mar '24	16 Jul '24			38 days	External Works t											
1050	1.7.1	<b>Sewage works</b>	None	113 days	1 Mar '24	21 Jun '24			53 days	Sewage works											
1076	1.7.2	<b>Rising main laying</b>	None	123 days	1 Mar '24	1 Jul '24			53 days	Rising main laying											
1077	1.7.2.1	Remaining rising main beside FMH223 to 223A (25m)	C2	10 days	1 Mar '24	10 Mar '24			156 days	ing rising main beside FMH223 to 223A (25m) 10/3											
1078	1.7.2.2	Rising main beside FMH223A to 223B	C2	7 days	10 May '24	16 May '24	1081	3	75 days	Rising main beside FMH223A to 223B 16/5											
1079	1.7.2.3	Last section of rising main upto the pumping station (around 4	C2	10 days	22 Jun '24	1 Jul '24	1075		53 days	Last section of rising main upto the pumping station (around 45m) 1/7											
1080	1.7.3	<b>Water mains laying</b>	None	71 days	7 May '24	16 Jul '24			14 days	Water mains lay											
1081	1.7.3.1	Waterworks cross the sewer FMH223A to 223B	C2	3 days	7 May '24	9 May '24	418	1078	75 days	Waterworks cross the sewer FMH223A to 223B 9/5											
1082	1.7.3.2	waterworks lay up to EVA no. 9	C2	5 days	11 Jun '24	15 Jun '24		1083	24 days	waterworks lay up to EVA no. 9 15/6											
1083	1.7.3.3	arrange water mains connection (10 days for preparation; 7 days for pressure test and swabbing; and 7 days connection	C2	21 days	26 Jun '24	16 Jul '24	1082,1108,113		14 days	0 days for preparation; 7 days for pressure test and swabbing; and 7 days connection by WSD 16/7											
1084	1.8	<b>EVA nos.7 to 10</b>	C2	676 days	1 Sep '22	29 Jul '24			1 day	EVA nos.7 t											
1085	1.8.1	<b>EVA no. 7</b>	C2	192 days	15 Dec '23	15 Jul '24			15 days	EVA no. 7											
1086	1.8.1.1	<b>U/G service</b>	None	163 days	15 Dec '23	9 Jun '24			51 days	U/G service											
1087	1.8.1.1.1	DN315 sewer with 2.5m deep after diversion Site 4E1 to use Road L12d	C2	27 days	15 Dec '23	10 Jan '24		1121,1088	155 days	sewer use Road L12d 10/1											
1088	1.8.1.1.2	DN600 water main is to be laid after sewer complete	C2	25 days	11 Jan '24	4 Feb '24	1087	3	155 days	DN600 water main is to be laid after sewer complete 4/2											
1089	1.8.1.1.3	Gas main	C2	6 days	19 Feb '24	24 Feb '24		1098	81 days	Gas main 24/2											

Task Summary Start-only Critical Progress  
 Milestone Project Summary Finish-only Critical Split Manual Progress

ID	WBS	Task Name	Task Calendar	Duration	Start	Finish	Predecessors	Successors	Total Slack	Gantt Chart	
1090	1.8.1.1.4	Telecom	C2	8 days	6 Mar '24	13 Mar '24	1098	1099	81 days	Gantt Chart	
1091	1.8.1.1.5	Storm SMH419-420	C2	14 days	30 Mar '24	12 Apr '24		3	99 days	Gantt Chart	
1092	1.8.1.1.6	CLP 132kV	C2	14 days	6 May '24	19 May '24	1115SS	1093	1 day	Gantt Chart	
1093	1.8.1.1.7	CLP 11kV	C2	21 days	20 May '24	9 Jun '24	1092	1095FS+5 days	1 day	Gantt Chart	
1094	1.8.1.2	EVA construction	C2	31 days	15 Jun '24	15 Jul '24			1 day	Gantt Chart	
1095	1.8.1.2.1	Formation to subbase & surface drain	C2	14 days	15 Jun '24	28 Jun '24	1093FS+5 days	1096	1 day	Gantt Chart	
1096	1.8.1.2.2	Bitumen and paving block (EVA 7)	C2	17 days	29 Jun '24	15 Jul '24	1095	3,1028	1 day	Gantt Chart	
1097	1.8.2	EVA no. 8	C2	138 days	25 Feb '24	21 Jul '24			9 days	Gantt Chart	
1098	1.8.2.1	DN300 water main connect to washout chamber	C2	10 days	25 Feb '24	5 Mar '24	1089	1090	81 days	Gantt Chart	
1099	1.8.2.2	washout chamber construction for water mains	C2	14 days	14 Mar '24	27 Mar '24	1090	1100	81 days	Gantt Chart	
1100	1.8.2.3	50m DN315 sewer from FMH333 to 334	C2	21 days	28 Mar '24	17 Apr '24	1099	1101	81 days	Gantt Chart	
1101	1.8.2.4	50m DN750 storm drains from SMH418 to 419	C2	13 days	18 Apr '24	10 May '24	1100	3	81 days	Gantt Chart	
1102	1.8.2.5	3 nos. 3.5m x 3.5m draw pits for CLP cabling works to the transformer room	C2	14 days	24 May '24	6 Jun '24	976FS+7 days	1103	-5 days	Gantt Chart	
1103	1.8.2.6	50m DN100 water mains	C2	10 days	7 Jun '24	16 Jun '24	1102	1104	-5 days	Gantt Chart	
1104	1.8.2.7	EVA no. 8 construction	C2	35 days	17 Jun '24	21 Jul '24	1103	3,1028	-5 days	Gantt Chart	
1105	1.8.3	EVA no. 9	C2	86 days	10 Apr '24	14 Jul '24			1 day	Gantt Chart	
1106	1.8.3.1	Waterworks and Others	C2	79 days	10 Apr '24	7 Jul '24			1 day	Gantt Chart	
1107	1.8.3.1.1	Watermains	C2	79 days	10 Apr '24	7 Jul '24			1 day	Gantt Chart	
1108	1.8.3.1.1.1	Main pipes (40m x 3)	C2	10 days	10 Apr '24	19 Apr '24	923	1113,1083	1 day	Gantt Chart	
1109	1.8.3.1.1.2	road diversion to the completed run-in beside Gate 2A	None	0 days	14 Jun '24	14 Jun '24		1110,1111	14 days	Gantt Chart	
1110	1.8.3.1.1.3	Branch pipes (50m x 2) (after road diversion to Gate 2A)	C2	12 days	14 Jun '24	25 Jun '24	1109	3,1083	14 days	Gantt Chart	
1111	1.8.3.1.1.4	SWI dosing pipe and buliding plumbing (lay on top of uu) (after road diversion to Gate 2A)	C2	24 days	14 Jun '24	7 Jul '24	1109	3	23 days	Gantt Chart	
1112	1.8.3.1.2	UU (40m)	C2	41 days	20 Apr '24	9 Jun '24			1 day	Gantt Chart	
1113	1.8.3.1.2.1	Gas main	C2	6 days	20 Apr '24	5 May '24	1108	1114,1115	1 day	Gantt Chart	
1114	1.8.3.1.2.2	Telecom	C2	6 days	6 May '24	11 May '24	1113	3	80 days	Gantt Chart	
1115	1.8.3.1.2.3	CLP 132kV	C2	14 days	6 May '24	19 May '24	1113	1116,1092SS	1 day	Gantt Chart	
1116	1.8.3.1.2.4	CLP 11kV	C2	21 days	20 May '24	9 Jun '24	1115	1118	2 days	Gantt Chart	
1117	1.8.3.2	EVA no.9 construction	C2	35 days	10 Jun '24	14 Jul '24			2 days	Gantt Chart	
1118	1.8.3.2.1	Formation to subbase & surface drain	C2	14 days	10 Jun '24	23 Jun '24	1116	1119	2 days	Gantt Chart	
1119	1.8.3.2.2	Bitumen and paving block (EVA 9)	C2	21 days	24 Jun '24	14 Jul '24	1118	3,1028	2 days	Gantt Chart	
1120	1.8.4	EVA no. 10	C2	84 days	7 May '24	29 Jul '24			1 day	Gantt Chart	
1121	1.8.4.1	Permanent run-in of the road D3 construction	C2	23 days	8 May '24	30 May '24	1087	3	61 days	Gantt Chart	
1127	1.8.4.2	EVA construction	None	84 days	7 May '24	29 Jul '24			1 day	Gantt Chart	
1128	1.8.4.2.1	middle part	None	80 days	7 May '24	25 Jul '24			5 days	Gantt Chart	
1129	1.8.4.2.1.1	stockpile vacation	C2	24 days	7 May '24	30 May '24		1130FS+5 days	5 days	Gantt Chart	
1130	1.8.4.2.1.2	duct and drawpits	C2	14 days	5 Jun '24	18 Jun '24	1129FS+5 days	1131	5 days	Gantt Chart	
1131	1.8.4.2.1.3	backfilling	C2	5 days	19 Jun '24	23 Jun '24	1130	1132	5 days	Gantt Chart	
1132	1.8.4.2.1.4	u-channel and fire main laying	C2	14 days	24 Jun '24	7 Jul '24	1131	1133SS+9 days	5 days	Gantt Chart	
1133	1.8.4.2.1.5	subbase laying	C2	12 days	3 Jul '24	14 Jul '24	1132SS+9 days	1134SS+9 days	5 days	Gantt Chart	
1134	1.8.4.2.1.6	paving blocks laying	C2	14 days	12 Jul '24	25 Jul '24	1133SS+9 days	3	5 days	Gantt Chart	
1135	1.8.4.2.2	end part	None	50 days	10 Jun '24	29 Jul '24			1 day	Gantt Chart	
1136	1.8.4.2.2.1	25m DN225 storm drain (PMH365 to 362)	C2	6 days	18 Jun '24	23 Jun '24	1137	1138	1 day	Gantt Chart	
1137	1.8.4.2.2.2	53m DN375 storm drain (PMH362 to 361)	C2	8 days	10 Jun '24	17 Jun '24	331	1138,1136	1 day	Gantt Chart	
1138	1.8.4.2.2.3	duct and drawpits	C2	8 days	24 Jun '24	1 Jul '24	1137,1136	1139	1 day	Gantt Chart	
1139	1.8.4.2.2.4	u-channel and fire main laying	C2	12 days	2 Jul '24	13 Jul '24	1138	1140	1 day	Gantt Chart	
1140	1.8.4.2.2.5	EVA underneath bridge D3	C2	16 days	14 Jul '24	29 Jul '24	1139	1142FF	1 day	Gantt Chart	
1141	1.8.4.3	Hard and soft landscaping works	C2	10 days	20 Jul '24	29 Jul '24			1 day	Gantt Chart	
1142	1.8.4.3.1	Hard and soft landscaping works	C2	10 days	20 Jul '24	29 Jul '24	1140FF	3	1 day	Gantt Chart	
1143	1.8.5	Box Culvert	C2	451 days	1 Sep '22	25 Nov '23			226 days	Gantt Chart	

Task Summary Start-only Critical Progress  
 Milestone Project Summary Finish-only Critical Split Manual Progress

**Appendix C – Apply permission for Environmental Monitoring**

Propose alternative monitoring location: A1 The Lok Sin Tong Modular Social Housing Scheme

Status: Rejected application

Email on: 10 May 2022

Subject **The Lok Sin Tong Benevolent Society Kowloon - Apply permission for Environmental Monitoring for Stage 4 of Kai Tak Development**



From [Redacted]  
To [Redacted]  
Bcc [Redacted]

Date 2022-05-10 15:48

- Figure 1 Impact dust measurement setup.jpg(~1.2 MB)
- Figure 2 Impact noise measurement setup.jpg(~979 KB)

Company: The Lok Sin Tong Benevolent Society Kowloon

By Email ([Redacted])

Dear Madam  
5 May 2022

Dear Sir/ Madam, [Redacted]

Re: Environmental Monitoring for Kai Tak Development - Stage 4 Infrastructure at the former runway and south apron

We, Ka Shing Management Consultant Limited (KS), is appointed by Civil Engineering and Development Department (CEDD), working as Environmental Team (ET) to conduct the monitoring and audit works as part of the EM&A programme of the Kai Tak Development - Stage 4 Infrastructure at the former runway and south apron (KTD Stage 4 Project) starting from July 2019 to May 2024.

KTD Stage 4 project is located in the south-eastern part of Kowloon Peninsular of the HKSAR, comprising the apron and runway areas of the former Kai Tak Airport and existing waterfront areas at To Kwa Wan, Ma Tau Kok, Kowloon Bay, Kwun Tong and Cha Kwo Ling. Your premise, Hong Kong Society for Blind Workshop and Hotels, is one of the proposed sensitive receivers.

We would like to obtain your kind permission for entering the premise to carry out baseline and impact monitoring, baseline dust monitoring (1-hour and 24-hour TSP monitoring) and baseline noise monitoring (30-minute) would need to conduct continuously for 14 days, our propose baseline monitoring date is June 2022.

After baseline monitoring, impact dust monitoring (1-hour and 24-hour TSP monitoring) and impact noise monitoring (30-minute) would take place between 08:00 hrs to 18:00 hrs in normal working days once every six days.

The monitoring location will be located on the roof top floor of The Lok Sin Tong Modular Social Housing Scheme at Junction of Sung Wong Toi Road and To Kwa Wan Road facing to Kai Tak Development area. 220V power supply is needed for 24-hour TSP monitor with size 0.5m (L) x 0.5m (W) x 1.4m (H). We will pay for the electricity. Similar setup photo records are shown in Figure 1 and Figure 2 for your kindly reference. Our technician will stay at the measurement point for 1-hour TSP and 30-minute noise measurement.

We hope to conduct site visit at 13:30 pm of 25 May 2022 (Wed).

Should you have any enquires regarding the measurement, please do not hesitate to contact [Redacted] at [Redacted]

Thank you for your kind attention and I look forward to receiving your favourable reply soon.

Yours Sincerely,

Lee Wing Hang  
Ka Shing Management Consultant Limited

Email on: 13 October 2022

Subject **The Lok Sin Tong Benevolent Society Kowloon - Reject to Apply permission for Environmental Monitoring for Stage 4 of Kai Tak Development**



From [Redacted]  
To [Redacted]  
Bcc [Redacted]

Date 2022-10-13 15:52

Company: The Lok Sin Tong Benevolent Society Kowloon

By Email [Redacted]

Dear Sir/ [Redacted]

Referring to the communication between your staff and me regarding the captioned work at 21 September 2022, the Lok Sin Tong Benevolent Society Kowloon was rejected the apply permission for Environmental Monitoring for Stage 4 of Kai Tak Development. Due to electricity supply and security concern in Modular House , Environmental monitoring at Modular House is not allowed open.

Should you have any enquires regarding the measurement, please do not hesitate to contact [Redacted] at [Redacted]

Thank you for your kind attention and I look forward to receiving your favourable reply soon.

Yours Sincerely,

Lee Wing Hang  
Ka Shing Management Consultant Limited

Propose alternative monitoring location: A2 Freder Centre  
Status: No reply from building management office unit the reporting month

Email on: 19 July 2022

Subject **Freder Centre - Apply permission for Environmental Monitoring for Stage 4 of Kai Tak Development**



From [Redacted]  
To [Redacted]  
Bcc [Redacted]

Date 2022-07-19 13:33

- Figure 1 Impact dust measurement setup.jpg(~1.2 MB)
- Figure 2 Impact noise measurement setup.jpg(~979 KB)

Company: Freder Centre

By Email [Redacted]  
Dear Sir [Redacted]

Re: Environmental Monitoring for Kai Tak Development - Stage 4 Infrastructure at the former runway and south apron

We, Ka Shing Management Consultant Limited (KS), is appointed by Civil Engineering and Development Department (CEDD), working as Environmental Team (ET) to conduct the monitoring and audit works as part of the EM&A programme of the Kai Tak Development - Stage 4 Infrastructure at the former runway and south apron (KTD Stage 4 Project) starting from July 2019 to May 2024.

KTD Stage 4 project is located in the south-eastern part of Kowloon Peninsular of the HKSAR, comprising the apron and runway areas of the former Kai Tak Airport and existing waterfront areas at To Kwa Wan, Ma Tau Kok, Kowloon Bay, Kwun Tong and Cha Kwo Ling. Your premise, Hong Kong Society for Blind Workshop and Hotels, is one of the proposed sensitive receivers.

We would like to obtain your kind permission for entering the premise to carry out baseline and impact monitoring, baseline dust monitoring (1-hour and 24-hour TSP monitoring) and baseline noise monitoring (30-minute) would need to conduct continuously for 14 days, our propose baseline monitoring date is August 2022.

After baseline monitoring, impact dust monitoring (1-hour and 24-hour TSP monitoring) and impact noise monitoring (30-minute) would take place between 08:00 hrs to 18:00 hrs in normal working days once every six days.

The monitoring location will be located on the roof top floor of Freder Centre at Junction of Sung Wong Toi Road and To Kwa Wan Road facing to Kai Tak Development area. 220V power supply is needed for 24-hour TSP monitor with size 0.5m (L) x 0.5m (W) x 1.4m (H). We will pay for the electricity. Similar setup photo records are shown in Figure 1 and Figure 2 for your kindly reference. Our technician will stay at the measurement point for 1-hour TSP and 30-minute noise measurement.

We hope to conduct site visit at 15:30pm of 26 July 2022 (Tue).

Should you have any enquires regarding the measurement, please do not hesitate to contact [Redacted] at [Redacted]

Thank you for your kind attention and I look forward to receiving your favourable reply soon.

Yours Sincerely,

Lee Wing Hang  
Ka Shing Management Consultant Limited

Propose alternative monitoring location: A3 New Port Centre  
Status: No reply from building management office unit the reporting month

Email on: 19 July 2022

Subject **New Port Centre - Apply permission for Environmental Monitoring for Stage 4 of Kai Tak Development**



From [Redacted]  
To [Redacted]  
Bcc [Redacted]

Date 2022-07-19 13:33

- Figure 1 Impact dust measurement setup.jpg(~1.2 MB)
- Figure 2 Impact noise measurement setup.jpg(~979 KB)

Company: New Port Centre & Synergis management services limited

By Email [Redacted]

Dear Sir,

Re: Environmental Monitoring for Kai Tak Development - Stage 4 Infrastructure at the former runway and south apron

We, Ka Shing Management Consultant Limited (KS), is appointed by Civil Engineering and Development Department (CEDD), working as Environmental Team (ET) to conduct the monitoring and audit works as part of the EM&A programme of the Kai Tak Development - Stage 4 Infrastructure at the former runway and south apron (KTD Stage 4 Project) starting from July 2019 to May 2024.

KTD Stage 4 project is located in the south-eastern part of Kowloon Peninsular of the HKSAR, comprising the apron and runway areas of the former Kai Tak Airport and existing waterfront areas at To Kwa Wan, Ma Tau Kok, Kowloon Bay, Kwun Tong and Cha Kwo Ling. Your premise, New Port Centre, is one of the proposed sensitive receivers.

We would like to obtain your kind permission for entering the premise to carry out baseline and impact monitoring, baseline dust monitoring (1-hour and 24-hour TSP monitoring) and baseline noise monitoring (30-minute) would need to conduct continuously for 14 days, our propose baseline monitoring date is August 2022.

After baseline monitoring, impact dust monitoring (1-hour and 24-hour TSP monitoring) and impact noise monitoring (30-minute) would take place between 08:00 hrs to 18:00 hrs in normal working days once every six days.

The monitoring location will be located on the roof top floor of New Port Centre at Junction of Sung Wong Toi Road and To Kwa Wan Road facing to Kai Tak Development area. 220V power supply is needed for 24-hour TSP monitor with size 0.5m (L) x 0.5m (W) x 1.4m (H). We will pay for the electricity. Similar setup photo records are shown in Figure 1 and Figure 2 for your kindly reference. Our technician will stay at the measurement point for 1-hour TSP and 30-minute noise measurement.

We hope to conduct site visit at 13:30pm of 26 July 2022 (Tue).

Should you have any enquires regarding the measurement, please do not hesitate to contact [Redacted] at [Redacted]

Thank you for your kind attention and I look forward to receiving your favourable reply soon.

Yours Sincerely,

Lee Wing Hang  
Ka Shing Management Consultant Limited

Email on: 17 August 2022

Subject **Kum Shing Group and Hong Kong Energy Infrastructure Limited - Apply permission for Environmental Monitoring for Stage 4 of Kai Tak Development**



From [Redacted]  
To [Redacted]  
Bcc [Redacted]

Date 2022-08-17 11:54

- Figure 1 Impact dust measurement setup.jpg(~1.2 MB)
- Figure 2 Impact noise measurement setup.jpg(~979 KB)
- plug 01.jpg(~2.6 MB)

Company: Kum Shing Group and Hong Kong Energy Infrastructure Limited

By Email [Redacted]

Dear Sir,

Re: Environmental Monitoring for Kai Tak Development - Stage 4 Infrastructure at the former runway and south apron

We, Ka Shing Management Consultant Limited (KS), is appointed by Civil Engineering and Development Department (CEDD), working as Environmental Team (ET) to conduct the monitoring and audit works as part of the EM&A programme of the Kai Tak Development - Stage 4 Infrastructure at the former runway and south apron (KTD Stage 4 Project) starting from July 2019 to May 2024.

KTD Stage 4 project is located in the south-eastern part of Kowloon Peninsular of the HKSAR, comprising the apron and runway areas of the former Kai Tak Airport and existing waterfront areas at To Kwa Wan, Ma Tau Kok, Kowloon Bay, Kwun Tong and Cha Kwo Ling. Your premise, New Port Centre, is one of the proposed sensitive receivers.

We would like to obtain your kind permission for entering the premise to carry out baseline and impact monitoring, baseline dust monitoring (1-hour and 24-hour TSP monitoring) and baseline noise monitoring (30-minute) would need to conduct continuously for 14 days, our propose baseline monitoring date is August 2022.

After baseline monitoring, impact dust monitoring (1-hour and 24-hour TSP monitoring) and impact noise monitoring (30-minute) would take place between 08:00 hrs to 18:00 hrs in normal working days once every six days.

The monitoring location will be located on the roof top floor of New Port Centre at Junction of Sung Wong Toi Road and To Kwa Wan Road facing to Kai Tak Development area. 220V power supply is needed for 24-hour TSP monitor with size 0.5m (L) x 0.5m (W) x 1.4m (H). We will pay for the electricity. Similar setup photo records are shown in Figure 1 and Figure 2 for your kindly reference. Our technician will stay at the measurement point for 1-hour TSP and 30-minute noise measurement.

We hope to loan the company on the roof top floor of Plug 01 for 24-hour TSP monitor of power supply.

Should you have any enquires regarding the measurement, please do not hesitate to contact [Redacted] at [Redacted]

Thank you for your kind attention and I look forward to receiving your favourable reply soon.

Yours Sincerely,

Lee Wing Hang  
Ka Shing Management Consultant Limited

Propose alternative monitoring location: A3 New Port Centre  
Status: No reply from building management office unit the reporting month

Email on: 19 August 2022

Subject **RE: Kum Shing Group and Hong Kong Energy Infrastructure Limited - Apply permission for Environmental Monitoring for Stage 4 of Kai Tak Development**



From

To

Cc

Date 2022-08-19 08:36

Dear Mr. LEE,

As we do not have ownership to the roof, we'd suggest you to approach the management company of Newport Center for further discussion.

<https://www.synergis.com.hk/html/en/>

best,  
Paul Lee

Email on: 15 September 2022

Subject **New Port Centre - Apply permission for Environmental Monitoring for Stage 4 of Kai Tak Development**



From

To  
Bcc

Date 2022-09-15 15:35

- Figure 1 Impact dust measurement setup.jpg(~1.2 MB)
- Figure 2 Impact noise measurement setup.jpg(~979 KB)
- Figure 3 expect Impact dust measurement setup.png(~267 KB)
- Figure 4 power supply plug.jpg(~2.6 MB)

Company: New Port Centre & Synergis management services limited

By Email

Dear Sir,

Re: Environmental Monitoring for Kai Tak Development - Stage 4 Infrastructure at the former runway and south apron

We, Ka Shing Management Consultant Limited (KS), is appointed by Civil Engineering and Development Department (CEDD), working as Environmental Team (ET) to conduct the monitoring and audit works as part of the EM&A programme of the Kai Tak Development - Stage 4 Infrastructure at the former runway and south apron (KTD Stage 4 Project) starting from July 2019 to May 2024.

KTD Stage 4 project is located in the south-eastern part of Kowloon Peninsular of the HKSAR, comprising the apron and runway areas of the former Kai Tak Airport and existing waterfront areas at To Kwa Wan, Ma Tau Kok, Kowloon Bay, Kwun Tong and Cha Kwo Ling. Your premise, New Port Centre, is one of the proposed sensitive receivers.

We would like to obtain your kind permission for entering the premise to carry out baseline and impact monitoring, baseline dust monitoring (1-hour and 24-hour TSP monitoring) and baseline noise monitoring (30-minute) would need to conduct continuously for 14 days, our propose baseline monitoring date is August 2022.

After baseline monitoring, impact dust monitoring (1-hour and 24-hour TSP monitoring) and impact noise monitoring (30-minute) would take place between 08:00 hrs to 18:00 hrs in normal working days once every six days.

The monitoring location will be located on the roof top floor of New Port Centre at Junction of Sung Wong Toi Road and To Kwa Wan Road facing to Kai Tak Development area. 220V power supply is needed for 24-hour TSP monitor with size 0.5m (L) x 0.5m (W) x 1.4m (H). We will pay for the electricity. Similar setup photo records are shown in Figure 1 and Figure 2 for your kindly reference. The expect of impact dust measurement setup photo records are shown in Figure 3 and the power supply will come from the roof of the socket (Figure 4) for reference. Our technician will stay at the measurement point for 1-hour TSP and 30-minute noise measurement.

Should you have any enquires regarding the measurement, please do not hesitate to contact [redacted] at [redacted]

Thank you for your kind attention and I look forward to receiving your favourable reply soon.

Yours Sincerely,

Lee Wing Hang  
Ka Shing Management Consultant Limited

**Appendix D – Weather information**

## General Information

Date	Absolute Daily Min Temperature (°C)	Absolute Daily Max Temperature (°C)	Total Rainfall (mm)
01/07/2024	29.3	32.4	2.5
02/07/2024	29.1	32.7	5.3
03/07/2024	28.7	33.6	0
04/07/2024	27.7	32.5	5.1
05/07/2024	28.5	34.6	1.5
06/07/2024	29.2	34	0.2
07/07/2024	29.6	34.8	Trace
08/07/2024	29.5	34.4	0.2
09/07/2024	28.9	34.3	Trace
10/07/2024	27	34.5	10.7
11/07/2024	28.5	32.2	6.5
12/07/2024	27.4	31.7	24.4
13/07/2024	27.7	33.8	8
14/07/2024	26.7	34.6	90
15/07/2024	27.9	33	13.6
16/07/2024	26	30.4	15.7
17/07/2024	26.7	32.7	13.7
18/07/2024	26.7	30.9	19.6
19/07/2024	27.1	30.8	40.5
20/07/2024	29	33.5	3.7
21/07/2024	28.6	32.1	4.7
22/07/2024	29	33.5	0.2
23/07/2024	28.8	33.3	0
24/07/2024	28.7	32.7	0
25/07/2024	29.5	33.1	Trace
26/07/2024	28.9	30.3	3.9
27/07/2024	27	30.2	34.7
28/07/2024	26.4	27.8	69.4
29/07/2024	26.6	29.6	6.7
30/07/2024	26.1	30.3	29.5
31/07/2024	26.2	30.2	48.2

NOTE1: The above weather information was obtained from manned weather station of Hong Kong Observatory.

NOTE2: Trace means rainfall less than 0.05 mm

<https://www.hko.gov.hk/en/cis/dailyExtract.htm?y=2024&m=7>

Date	Absolute Daily Min Temperature (°C)	Absolute Daily Max Temperature (°C)	Total Rainfall (mm)
01/08/2024	28.2	32.9	2.3
02/08/2024	28.2	31.5	0.4
03/08/2024	28.7	33.3	0
04/08/2024	28.3	34.2	0
05/08/2024	29.3	35.4	0
06/08/2024	26.6	34.9	10.3
07/08/2024	28.6	33.7	0
08/08/2024	29.3	33.2	0
09/08/2024	28.7	33	0
10/08/2024	29	32.7	Trace
11/08/2024	29.2	32	0
12/08/2024	26	31.8	20.9
13/08/2024	28	33.4	5
14/08/2024	28.2	30.5	0.1
15/08/2024	26	29.9	8
16/08/2024	26.5	29.5	0.4
17/08/2024	25.2	28.8	116.2
18/08/2024	25.8	30.3	32.5
19/08/2024	26.9	28.8	19.3
20/08/2024	25.6	28.5	11.4
21/08/2024	26.3	28.2	3.9
22/08/2024	26.6	32	0
23/08/2024	28	31.4	0
24/08/2024	28.1	34.3	0
25/08/2024	28	33.7	0
26/08/2024	28.4	33.8	0
27/08/2024	28.5	34.1	0
28/08/2024	27.6	34.8	Trace
29/08/2024	28.3	33.6	Trace
30/08/2024	27.9	33.7	23.3
31/08/2024	27.8	32.2	7.5

NOTE1: The above weather information was obtained from manned weather station of Hong Kong Observatory.

NOTE2: Trace means rainfall less than 0.05 mm

<https://www.hko.gov.hk/en/cis/dailyExtract.htm?y=2024&m=8>

## General Information

Date	Absolute Daily Min Temperature (°C)	Absolute Daily Max Temperature (°C)	Total Rainfall (mm)
01/09/2024	28.1	33	Trace
02/09/2024	28.4	34.2	Trace
03/09/2024	25.5	33.5	35.5
04/09/2024	26.5	32.5	0.6
05/09/2024	26.2	33.4	21.5
06/09/2024	25.9	28.8	84.1
07/09/2024	27.9	30.9	5.8
08/09/2024	27.3	30.1	37.8
09/09/2024	26.3	30	13
10/09/2024	26.8	33.3	0
11/09/2024	28.2	34.3	0
12/09/2024	27.7	32.2	0
13/09/2024	28.2	34.5	0.1
14/09/2024	26.7	33.5	57.2
15/09/2024	27.4	31.7	2.4
16/09/2024	25.8	30.6	27.4
17/09/2024	26.3	35.7	16
18/09/2024	26.8	32.8	Trace
19/09/2024	28.7	33.6	0
20/09/2024	27.4	32.6	4.6
21/09/2024	25.7	28.8	72.9
22/09/2024	24.4	30.1	32.1
23/09/2024	23.4	28	24.9
24/09/2024	25.2	28.2	75
25/09/2024	26.9	31.4	5.4
26/09/2024	27.4	31.6	0
27/09/2024	28.1	32.4	0
28/09/2024	27.5	32.1	1.3
29/09/2024	26.6	31.8	3.3
30/09/2024	27.9	33.3	0

NOTE1: The above weather information was obtained from manned weather station of Hong Kong Observatory.

NOTE2: Trace means rainfall less than 0.05 mm

<https://www.hko.gov.hk/en/cis/dailyExtract.htm?y=2024&m=9>

Mean Wind Speed and Wind Direction recorded by the weather station setup at the rooftop of Hong Kong Children's Hospital

Date	Time	Wind Speed (m/s)	Wind Direction	Date	Time	Wind Speed (m/s)	Wind Direction	Date	Time	Wind Speed (m/s)	Wind Direction	Date	Time	Wind Speed (m/s)	Wind Direction
01/07/2024	0:00	0.4	157.5	02/07/2024	0:00	0.9	67.5	03/07/2024	0:00	0.4	67.5	04/07/2024	0:00	0.4	112.5
01/07/2024	1:00	0.4	67.5	02/07/2024	1:00	0.4	90	03/07/2024	1:00	0.4	112.5	04/07/2024	1:00	0.4	90
01/07/2024	2:00	0.4	22.5	02/07/2024	2:00	0.4	22.5	03/07/2024	2:00	0.9	22.5	04/07/2024	2:00	0.4	112.5
01/07/2024	3:00	0.4	225	02/07/2024	3:00	0.4	112.5	03/07/2024	3:00	0.9	90	04/07/2024	3:00	1.3	112.5
01/07/2024	4:00	0.9	315	02/07/2024	4:00	0.9	112.5	03/07/2024	4:00	0.9	292.5	04/07/2024	4:00	0.9	90
01/07/2024	5:00	0.9	337.5	02/07/2024	5:00	0.9	112.5	03/07/2024	5:00	0.4	292.5	04/07/2024	5:00	0.9	247.5
01/07/2024	6:00	0.4	67.5	02/07/2024	6:00	0.4	112.5	03/07/2024	6:00	0.4	292.5	04/07/2024	6:00	0.9	247.5
01/07/2024	7:00	0.4	112.5	02/07/2024	7:00	0.4	112.5	03/07/2024	7:00	0.9	22.5	04/07/2024	7:00	0.4	247.5
01/07/2024	8:00	0.4	135	02/07/2024	8:00	0.9	135	03/07/2024	8:00	0.4	22.5	04/07/2024	8:00	1.3	247.5
01/07/2024	9:00	0.9	45	02/07/2024	9:00	1.3	247.5	03/07/2024	9:00	1.3	45	04/07/2024	9:00	0.4	247.5
01/07/2024	10:00	0.4	22.5	02/07/2024	10:00	0.9	112.5	03/07/2024	10:00	0.9	22.5	04/07/2024	10:00	1.3	112.5
01/07/2024	11:00	0.9	135	02/07/2024	11:00	0.9	112.5	03/07/2024	11:00	0.4	22.5	04/07/2024	11:00	0.9	112.5
01/07/2024	12:00	0.9	157.5	02/07/2024	12:00	1.3	22.5	03/07/2024	12:00	1.3	22.5	04/07/2024	12:00	0.9	112.5
01/07/2024	13:00	0.9	157.5	02/07/2024	13:00	0.9	112.5	03/07/2024	13:00	1.3	180	04/07/2024	13:00	0.9	135
01/07/2024	14:00	0.9	112.5	02/07/2024	14:00	0.9	112.5	03/07/2024	14:00	0.9	90	04/07/2024	14:00	0.9	45
01/07/2024	15:00	0.9	90	02/07/2024	15:00	1.3	45	03/07/2024	15:00	0.4	22.5	04/07/2024	15:00	0.4	45
01/07/2024	16:00	0.9	90	02/07/2024	16:00	0.9	270	03/07/2024	16:00	0.9	90	04/07/2024	16:00	0.9	67.5
01/07/2024	17:00	1.3	67.5	02/07/2024	17:00	0.9	90	03/07/2024	17:00	1.8	112.5	04/07/2024	17:00	0.9	90
01/07/2024	18:00	1.3	67.5	02/07/2024	18:00	0.9	90	03/07/2024	18:00	1.3	67.5	04/07/2024	18:00	0.9	112.5
01/07/2024	19:00	1.3	135	02/07/2024	19:00	0.9	45	03/07/2024	19:00	0.9	45	04/07/2024	19:00	0.9	135
01/07/2024	20:00	0.9	112.5	02/07/2024	20:00	0.9	67.5	03/07/2024	20:00	1.3	45	04/07/2024	20:00	1.3	112.5
01/07/2024	21:00	1.8	90	02/07/2024	21:00	0.4	45	03/07/2024	21:00	1.3	67.5	04/07/2024	21:00	1.3	67.5
01/07/2024	22:00	1.3	112.5	02/07/2024	22:00	0.9	22.5	03/07/2024	22:00	1.3	67.5	04/07/2024	22:00	0.9	90
01/07/2024	23:00	0.9	90	02/07/2024	23:00	0.4	225	03/07/2024	23:00	1.8	45	04/07/2024	23:00	0.9	90

Mean Wind Speed and Wind Direction recorded by the weather station setup at the rooftop of Hong Kong Children's Hospital

Date	Time	Wind Speed (m/s)	Wind Direction	Date	Time	Wind Speed (m/s)	Wind Direction	Date	Time	Wind Speed (m/s)	Wind Direction	Date	Time	Wind Speed (m/s)	Wind Direction
05/07/2024	0:00	1.3	112.5	06/07/2024	0:00	0.9	135	07/07/2024	0:00	0.4	247.5	08/07/2024	0:00	1.3	112.5
05/07/2024	1:00	1.3	67.5	06/07/2024	1:00	0.4	135	07/07/2024	1:00	2.2	247.5	08/07/2024	1:00	1.3	22.5
05/07/2024	2:00	1.8	112.5	06/07/2024	2:00	0.4	135	07/07/2024	2:00	1.3	90	08/07/2024	2:00	1.3	45
05/07/2024	3:00	0.9	90	06/07/2024	3:00	0.9	135	07/07/2024	3:00	1.8	90	08/07/2024	3:00	1.3	67.5
05/07/2024	4:00	1.3	90	06/07/2024	4:00	1.3	112.5	07/07/2024	4:00	1.3	135	08/07/2024	4:00	1.8	112.5
05/07/2024	5:00	1.3	90	06/07/2024	5:00	0.4	135	07/07/2024	5:00	1.3	135	08/07/2024	5:00	1.3	157.5
05/07/2024	6:00	1.8	112.5	06/07/2024	6:00	1.8	202.5	07/07/2024	6:00	0.9	135	08/07/2024	6:00	1.3	315
05/07/2024	7:00	1.8	112.5	06/07/2024	7:00	1.8	112.5	07/07/2024	7:00	1.3	337.5	08/07/2024	7:00	1.3	292.5
05/07/2024	8:00	0.9	112.5	06/07/2024	8:00	1.3	90	07/07/2024	8:00	1.3	22.5	08/07/2024	8:00	1.8	135
05/07/2024	9:00	1.8	45	06/07/2024	9:00	1.3	112.5	07/07/2024	9:00	1.3	315	08/07/2024	9:00	1.8	45
05/07/2024	10:00	1.8	22.5	06/07/2024	10:00	1.3	45	07/07/2024	10:00	0.9	112.5	08/07/2024	10:00	1.3	202.5
05/07/2024	11:00	0.9	292.5	06/07/2024	11:00	1.8	67.5	07/07/2024	11:00	0.9	315	08/07/2024	11:00	1.3	135
05/07/2024	12:00	0.9	67.5	06/07/2024	12:00	0.4	67.5	07/07/2024	12:00	0.4	292.5	08/07/2024	12:00	1.3	112.5
05/07/2024	13:00	1.3	292.5	06/07/2024	13:00	1.3	90	07/07/2024	13:00	0.4	135	08/07/2024	13:00	1.3	45
05/07/2024	14:00	1.8	112.5	06/07/2024	14:00	1.8	135	07/07/2024	14:00	0.4	135	08/07/2024	14:00	2.2	135
05/07/2024	15:00	1.8	135	06/07/2024	15:00	0.9	90	07/07/2024	15:00	0.4	112.5	08/07/2024	15:00	1.3	180
05/07/2024	16:00	0.9	135	06/07/2024	16:00	0.9	135	07/07/2024	16:00	1.3	45	08/07/2024	16:00	1.3	45
05/07/2024	17:00	0.9	135	06/07/2024	17:00	0.9	90	07/07/2024	17:00	1.3	45	08/07/2026	17:00	1.3	337.5
05/07/2024	18:00	0.9	315	06/07/2024	18:00	0.4	90	07/07/2024	18:00	1.3	337.5	08/07/2024	18:00	1.3	270
05/07/2024	19:00	0.9	112.5	06/07/2024	19:00	1.8	292.5	07/07/2024	19:00	1.3	90	08/07/2024	19:00	1.3	315
05/07/2024	20:00	2.2	292.5	06/07/2024	20:00	1.3	112.5	07/07/2024	20:00	0.9	112.5	08/07/2024	20:00	1.8	45
05/07/2024	21:00	0.9	45	06/07/2024	21:00	0.9	112.5	07/07/2024	21:00	0.9	22.5	08/07/2024	21:00	1.3	270
05/07/2024	22:00	1.3	45	06/07/2024	22:00	0.4	112.5	07/07/2024	22:00	0.9	270	08/07/2024	22:00	1.3	45
05/07/2024	23:00	1.3	45	06/07/2024	23:00	0.4	292.5	07/07/2024	23:00	0.9	270	08/07/2024	23:00	0.9	22.5

Mean Wind Speed and Wind Direction recorded by the weather station setup at the rooftop of Hong Kong Children's Hospital

Date	Time	Wind Speed (m/s)	Wind Direction	Date	Time	Wind Speed (m/s)	Wind Direction	Date	Time	Wind Speed (m/s)	Wind Direction	Date	Time	Wind Speed (m/s)	Wind Direction
09/07/2024	0:00	1.3	112.5	10/07/2024	0:00	1.3	45	11/07/2024	0:00	0.9	337.5	12/07/2024	0:00	1.8	45
09/07/2024	1:00	1.8	67.5	10/07/2024	1:00	1.3	45	11/07/2024	1:00	0.9	90	12/07/2024	1:00	1.8	112.5
09/07/2024	2:00	1.3	292.5	10/07/2024	2:00	1.3	337.5	11/07/2024	2:00	0.9	337.5	12/07/2024	2:00	1.8	22.5
09/07/2024	3:00	1.3	112.5	10/07/2024	3:00	1.3	90	11/07/2024	3:00	0.9	22.5	12/07/2024	3:00	0.4	112.5
09/07/2024	4:00	1.8	135	10/07/2024	4:00	0.9	112.5	11/07/2024	4:00	0.4	270	12/07/2024	4:00	1.3	90
09/07/2024	5:00	1.8	112.5	10/07/2024	5:00	0.9	22.5	11/07/2024	5:00	0.4	270	12/07/2024	5:00	0.9	45
09/07/2024	6:00	1.3	135	10/07/2024	6:00	0.9	270	11/07/2024	6:00	0.4	225	12/07/2024	6:00	0.4	45
09/07/2024	7:00	1.3	45	10/07/2024	7:00	0.9	270	11/07/2024	7:00	0.9	270	12/07/2024	7:00	0.4	292.5
09/07/2024	8:00	1.8	337.5	10/07/2024	8:00	1.3	225	11/07/2024	8:00	0.9	202.5	12/07/2024	8:00	0.9	22.5
09/07/2024	9:00	0.9	247.5	10/07/2024	9:00	0.9	270	11/07/2024	9:00	0.4	135	12/07/2024	9:00	1.3	315
09/07/2024	10:00	0.9	112.5	10/07/2024	10:00	0.9	202.5	11/07/2024	10:00	0.4	135	12/07/2024	10:00	1.8	337.5
09/07/2024	11:00	0.4	112.5	10/07/2024	11:00	1.3	135	11/07/2024	11:00	0.4	135	12/07/2024	11:00	1.3	315
09/07/2024	12:00	0.4	112.5	10/07/2024	12:00	0.4	135	11/07/2024	12:00	0.4	135	12/07/2024	12:00	1.3	67.5
09/07/2024	13:00	0.9	135	10/07/2024	13:00	0.4	135	11/07/2024	13:00	0.4	112.5	12/07/2024	13:00	0.9	135
09/07/2024	14:00	0.4	112.5	10/07/2024	14:00	1.3	270	11/07/2024	14:00	0.9	135	12/07/2024	14:00	0.4	45
09/07/2024	15:00	0.9	90	10/07/2024	15:00	1.3	135	11/07/2024	15:00	1.3	67.5	12/07/2024	15:00	0.9	337.5
09/07/2024	16:00	0.4	135	10/07/2024	16:00	1.3	90	11/07/2024	16:00	0.4	45	12/07/2024	16:00	0.4	135
09/07/2024	17:00	0.9	135	10/07/2024	17:00	1.3	45	11/07/2024	17:00	1.3	112.5	12/07/2024	17:00	0.9	22.5
09/07/2024	18:00	1.3	112.5	10/07/2024	18:00	0.9	67.5	11/07/2024	18:00	0.9	45	12/07/2024	18:00	0.9	22.5
09/07/2024	19:00	0.4	135	10/07/2024	19:00	1.3	135	11/07/2024	19:00	1.3	90	12/07/2024	19:00	0.4	22.5
09/07/2024	20:00	1.8	202.5	10/07/2024	20:00	0.9	112.5	11/07/2024	20:00	0.9	45	12/07/2024	20:00	1.3	90
09/07/2024	21:00	1.8	112.5	10/07/2024	21:00	1.3	112.5	11/07/2024	21:00	0.4	67.5	12/07/2024	21:00	1.3	135
09/07/2024	22:00	1.3	90	10/07/2024	22:00	0.9	45	11/07/2024	22:00	0.9	135	12/07/2024	22:00	1.3	270
09/07/2024	23:00	1.3	112.5	10/07/2024	23:00	0.9	112.5	11/07/2024	23:00	0.4	90	12/07/2024	23:00	1.3	315

Mean Wind Speed and Wind Direction recorded by the weather station setup at the rooftop of Hong Kong Children's Hospital

Date	Time	Wind Speed (m/s)	Wind Direction	Date	Time	Wind Speed (m/s)	Wind Direction	Date	Time	Wind Speed (m/s)	Wind Direction	Date	Time	Wind Speed (m/s)	Wind Direction
13/07/2024	0:00	1.3	45	14/07/2024	0:00	2.7	247.5	15/07/2024	0:00	0.4	247.5	16/07/2024	0:00	1.8	45
13/07/2024	1:00	1.8	67.5	14/07/2024	1:00	2.7	247.5	15/07/2024	1:00	1.3	247.5	16/07/2024	1:00	1.3	270
13/07/2024	2:00	2.7	112.5	14/07/2024	2:00	1.8	247.5	15/07/2024	2:00	0.9	180	16/07/2024	2:00	1.3	45
13/07/2024	3:00	0.9	202.5	14/07/2024	3:00	2.2	225	15/07/2024	3:00	2.7	180	16/07/2024	3:00	0.9	247.5
13/07/2024	4:00	0.9	45	14/07/2024	4:00	2.7	247.5	15/07/2024	4:00	1.3	292.5	16/07/2024	4:00	0.9	247.5
13/07/2024	5:00	0.9	90	14/07/2024	5:00	2.7	270	15/07/2024	5:00	1.8	67.5	16/07/2024	5:00	1.3	225
13/07/2024	6:00	0.9	135	14/07/2024	6:00	2.7	247.5	15/07/2024	6:00	1.3	90	16/07/2024	6:00	0.9	270
13/07/2024	7:00	0.9	90	14/07/2024	7:00	3.1	247.5	15/07/2024	7:00	1.3	157.5	16/07/2024	7:00	1.3	270
13/07/2024	8:00	0.4	90	14/07/2024	8:00	2.2	247.5	15/07/2024	8:00	0.9	112.5	16/07/2024	8:00	0.9	270
13/07/2024	9:00	1.8	292.5	14/07/2024	9:00	1.8	247.5	15/07/2024	9:00	0.9	67.5	16/07/2024	9:00	1.3	270
13/07/2024	10:00	1.3	112.5	14/07/2024	10:00	1.8	247.5	15/07/2024	10:00	0.4	135	16/07/2024	10:00	2.7	247.5
13/07/2024	11:00	0.9	112.5	14/07/2024	11:00	0.9	247.5	15/07/2024	11:00	0.4	157.5	16/07/2024	11:00	1.8	270
13/07/2024	12:00	0.4	112.5	14/07/2024	12:00	1.3	247.5	15/07/2025	12:00	0.4	157.5	16/07/2024	12:00	1.3	157.5
13/07/2024	13:00	1.3	112.5	14/07/2024	13:00	1.3	247.5	15/07/2024	13:00	0.4	112.5	16/07/2024	13:00	1.3	112.5
13/07/2024	14:00	0.4	112.5	14/07/2024	14:00	2.2	67.5	15/07/2024	14:00	0.4	112.5	16/07/2024	14:00	1.3	112.5
13/07/2024	15:00	0.9	135	14/07/2024	15:00	3.1	247.5	15/07/2024	15:00	0.4	112.5	16/07/2024	15:00	1.3	112.5
13/07/2024	16:00	1.8	112.5	14/07/2024	16:00	3.6	225	15/07/2024	16:00	0.9	180	16/07/2024	16:00	1.3	112.5
13/07/2024	17:00	0.9	112.5	14/07/2024	17:00	3.6	90	15/07/2024	17:00	0.9	112.5	16/07/2024	17:00	1.8	112.5
13/07/2024	18:00	1.8	90	14/07/2024	18:00	3.6	157.5	15/07/2024	18:00	0.4	90	16/07/2024	18:00	0.4	112.5
13/07/2024	19:00	1.3	135	14/07/2024	19:00	2.7	112.5	15/07/2024	19:00	0.4	135	16/07/2024	19:00	0.4	112.5
13/07/2024	20:00	1.3	135	14/07/2024	20:00	3.1	135	15/07/2024	20:00	0.4	90	16/07/2024	20:00	0.4	90
13/07/2024	21:00	0.9	135	14/07/2024	21:00	2.7	135	15/07/2024	21:00	0.4	90	16/07/2024	21:00	0.4	90
13/07/2024	22:00	1.3	337.5	14/07/2024	22:00	1.8	157.5	15/07/2024	22:00	0.4	112.5	16/07/2024	22:00	0.4	112.5
13/07/2024	23:00	1.3	90	14/07/2024	23:00	1.3	22.5	15/07/2024	23:00	0.9	67.5	16/07/2024	23:00	0.9	112.5

Mean Wind Speed and Wind Direction recorded by the weather station setup at the rooftop of Hong Kong Children's Hospital

Date	Time	Wind Speed (m/s)	Wind Direction	Date	Time	Wind Speed (m/s)	Wind Direction	Date	Time	Wind Speed (m/s)	Wind Direction	Date	Time	Wind Speed (m/s)	Wind Direction
17/07/2024	0:00	0.9	112.5	18/07/2024	0:00	1.3	135	19/07/2024	0:00	2.2	90	20/07/2024	0:00	0.9	90
17/07/2024	1:00	0.9	112.5	18/07/2024	1:00	2.2	135	19/07/2024	1:00	1.8	135	20/07/2024	1:00	0.9	112.5
17/07/2024	2:00	1.3	202.5	18/07/2024	2:00	1.8	112.5	19/07/2024	2:00	1.3	135	20/07/2024	2:00	0.9	112.5
17/07/2024	3:00	0.9	112.5	18/07/2024	3:00	1.8	135	19/07/2024	3:00	1.8	90	20/07/2024	3:00	0.9	90
17/07/2024	4:00	0.4	112.5	18/07/2024	4:00	0.9	225	19/07/2024	4:00	0.9	112.5	20/07/2024	4:00	1.8	90
17/07/2024	5:00	0.4	45	18/07/2024	5:00	0.9	247.5	19/07/2024	5:00	1.8	337.5	20/07/2024	5:00	1.3	90
17/07/2024	6:00	0.9	112.5	18/07/2024	6:00	0.4	247.5	19/07/2024	6:00	1.3	112.5	20/07/2024	6:00	0.9	157.5
17/07/2024	7:00	0.9	157.5	18/07/2024	7:00	0.4	157.5	19/07/2024	7:00	1.3	90	20/07/2024	7:00	1.3	112.5
17/07/2024	8:00	0.9	292.5	18/07/2024	8:00	0.9	112.5	19/07/2024	8:00	1.3	90	20/07/2024	8:00	0.9	112.5
17/07/2024	9:00	0.4	112.5	18/07/2024	9:00	0.9	45	19/07/2024	9:00	1.3	112.5	20/07/2024	9:00	1.3	112.5
17/07/2024	10:00	0.4	247.5	18/07/2024	10:00	0.4	270	19/07/2024	10:00	0.4	112.5	20/07/2024	10:00	1.8	202.5
17/07/2024	11:00	0.9	315	18/07/2024	11:00	0.4	247.5	19/07/2024	11:00	0.9	112.5	20/07/2024	11:00	1.3	135
17/07/2024	12:00	0.4	315	18/07/2024	12:00	0.4	247.5	19/07/2024	12:00	2.2	202.5	20/07/2024	12:00	1.3	112.5
17/07/2024	13:00	0.4	135	18/07/2024	13:00	0.4	292.5	19/07/2024	13:00	1.8	135	20/07/2024	13:00	0.9	202.5
17/07/2024	14:00	0.9	112.5	18/07/2024	14:00	0.9	225	19/07/2024	14:00	1.8	112.5	20/07/2024	14:00	0.9	90
17/07/2024	15:00	0.9	45	18/07/2024	15:00	0.9	247.5	19/07/2024	15:00	2.2	112.5	20/07/2024	15:00	0.4	67.5
17/07/2024	16:00	1.3	112.5	18/07/2024	16:00	0.4	247.5	19/07/2024	16:00	1.8	112.5	20/07/2024	16:00	0.4	157.5
17/07/2024	17:00	0.9	112.5	18/07/2024	17:00	0.4	157.5	19/07/2024	17:00	1.3	67.5	20/07/2024	17:00	0.9	67.5
17/07/2024	18:00	0.4	90	18/07/2024	18:00	0.9	112.5	19/07/2024	18:00	1.8	67.5	20/07/2024	18:00	0.4	67.5
17/07/2024	19:00	0.9	90	18/07/2024	19:00	0.9	157.5	19/07/2024	19:00	0.9	45	20/07/2024	19:00	1.3	112.5
17/07/2024	20:00	1.3	90	18/07/2024	20:00	0.4	157.5	19/07/2024	20:00	1.8	112.5	20/07/2024	20:00	0.4	292.5
17/07/2024	21:00	1.8	90	18/07/2024	21:00	0.9	247.5	19/07/2024	21:00	1.3	135	20/07/2024	21:00	0.4	135
17/07/2024	22:00	1.3	135	18/07/2024	22:00	0.4	112.5	19/07/2024	22:00	1.3	135	20/07/2024	22:00	0.9	135
17/07/2024	23:00	0.9	67.5	18/07/2024	23:00	0.9	112.5	19/07/2024	23:00	1.3	112.5	20/07/2024	23:00	0.9	90

Mean Wind Speed and Wind Direction recorded by the weather station setup at the rooftop of Hong Kong Children's Hospital

Date	Time	Wind Speed (m/s)	Wind Direction	Date	Time	Wind Speed (m/s)	Wind Direction	Date	Time	Wind Speed (m/s)	Wind Direction	Date	Time	Wind Speed (m/s)	Wind Direction
21/07/2024	0:00	0.9	45	22/07/2024	0:00	0.4	90	23/07/2024	0:00	0.9	225	24/07/2024	0:00	0.4	90
21/07/2024	1:00	0.4	67.5	22/07/2024	1:00	0.4	22.5	23/07/2024	1:00	0.4	202.5	24/07/2024	1:00	0.4	22.5
21/07/2024	2:00	0.4	157.5	22/07/2024	2:00	1.3	90	23/07/2024	2:00	0	202.5	24/07/2024	2:00	1.3	90
21/07/2024	3:00	0.4	180	22/07/2024	3:00	0.9	112.5	23/07/2024	3:00	0.4	225	24/07/2024	3:00	0.9	112.5
21/07/2024	4:00	0.9	45	22/07/2024	4:00	1.3	45	23/07/2024	4:00	0.4	202.5	24/07/2024	4:00	0.9	112.5
21/07/2024	5:00	0.9	112.5	22/07/2024	5:00	1.3	135	23/07/2024	5:00	0	202.5	24/07/2024	5:00	0.9	135
21/07/2024	6:00	0.9	112.5	22/07/2024	6:00	0.9	157.5	23/07/2024	6:00	0.4	112.5	24/07/2024	6:00	0.9	90
21/07/2024	7:00	0.4	112.5	22/07/2024	7:00	0.9	112.5	23/07/2024	7:00	0	112.5	24/07/2024	7:00	0.9	112.5
21/07/2024	8:00	0.4	135	22/07/2024	8:00	0.4	90	23/07/2024	8:00	0.4	112.5	24/07/2024	8:00	1.8	112.5
21/07/2024	9:00	1.3	112.5	22/07/2024	9:00	0.9	67.5	23/07/2024	9:00	0.4	112.5	24/07/2024	9:00	1.3	112.5
21/07/2024	10:00	0.4	90	22/07/2024	10:00	0.9	112.5	23/07/2024	10:00	0.4	112.5	24/07/2024	10:00	0.9	90
21/07/2024	11:00	0.9	90	22/07/2024	11:00	0.9	45	23/07/2024	11:00	1.3	112.5	24/07/2024	11:00	1.8	90
21/07/2024	12:00	0.9	112.5	22/07/2024	12:00	0.4	135	23/07/2024	12:00	0.4	90	24/07/2024	12:00	1.3	90
21/07/2024	13:00	0.4	90	22/07/2024	13:00	0.9	67.5	23/07/2024	13:00	0.4	22.5	24/07/2024	13:00	1.8	67.5
21/07/2024	14:00	1.3	112.5	22/07/2024	14:00	0.4	135	23/07/2024	14:00	1.3	90	24/07/2024	14:00	0.9	112.5
21/07/2024	15:00	0.4	135	22/07/2024	15:00	0.4	67.5	23/07/2024	15:00	0.9	112.5	24/07/2024	15:00	1.8	22.5
21/07/2024	16:00	0.4	67.5	22/07/2024	16:00	0.9	67.5	23/07/2024	16:00	0.9	112.5	24/07/2024	16:00	0.9	270
21/07/2024	17:00	0.9	67.5	22/07/2024	17:00	0.9	90	23/07/2024	17:00	0.9	135	24/07/2024	17:00	1.3	0
21/07/2024	18:00	0.9	90	22/07/2024	18:00	0.9	90	23/07/2024	18:00	0.9	90	24/07/2024	18:00	1.3	270
21/07/2024	19:00	0.9	90	22/07/2024	19:00	0.9	90	23/07/2024	19:00	0.9	112.5	24/07/2024	19:00	0.4	337.5
21/07/2024	20:00	0.9	90	22/07/2024	20:00	1.3	67.5	23/07/2024	20:00	1.8	112.5	24/07/2024	20:00	1.3	270
21/07/2024	21:00	1.3	67.5	22/07/2024	21:00	0.9	67.5	23/07/2024	21:00	1.3	112.5	24/07/2024	21:00	0.9	247.5
21/07/2024	22:00	0.9	67.5	22/07/2024	22:00	1.3	67.5	23/07/2024	22:00	0.9	90	24/07/2024	22:00	0.4	225
21/07/2024	23:00	1.3	90	22/07/2024	23:00	0.9	67.5	23/07/2024	23:00	1.8	90	24/07/2024	23:00	0.4	180

Mean Wind Speed and Wind Direction recorded by the weather station setup at the rooftop of Hong Kong Children's Hospital

Date	Time	Wind Speed (m/s)	Wind Direction	Date	Time	Wind Speed (m/s)	Wind Direction	Date	Time	Wind Speed (m/s)	Wind Direction	Date	Time	Wind Speed (m/s)	Wind Direction
25/07/2024	0:00	2.2	112.5	26/07/2024	0:00	0.4	45	27/07/2024	0:00	1.3	90	28/07/2024	0:00	1.3	90
25/07/2024	1:00	2.2	90	26/07/2024	1:00	0.9	67.5	27/07/2024	1:00	1.8	67.5	28/07/2024	1:00	0.9	270
25/07/2024	2:00	2.7	112.5	26/07/2024	2:00	0.9	135	27/07/2024	2:00	0.9	112.5	28/07/2024	2:00	0.4	225
25/07/2024	3:00	1.8	112.5	26/07/2024	3:00	0.9	45	27/07/2024	3:00	0.4	112.5	28/07/2024	3:00	0.9	225
25/07/2024	4:00	2.2	90	26/07/2024	4:00	0.9	247.5	27/07/2024	4:00	0.4	90	28/07/2024	4:00	1.3	292.5
25/07/2024	5:00	1.3	90	26/07/2024	5:00	0.4	225	27/07/2024	5:00	0.9	112.5	28/07/2024	5:00	0.9	247.5
25/07/2024	6:00	1.3	112.5	26/07/2024	6:00	0.9	67.5	27/07/2024	6:00	0.9	90	28/07/2024	6:00	1.8	270
25/07/2024	7:00	1.3	112.5	26/07/2024	7:00	0.4	270	27/07/2024	7:00	1.3	90	28/07/2024	7:00	2.2	270
25/07/2024	8:00	2.2	112.5	26/07/2024	8:00	0.4	247.5	27/07/2024	8:00	1.3	112.5	28/07/2024	8:00	1.3	135
25/07/2024	9:00	2.2	90	26/07/2024	9:00	0.4	180	27/07/2024	9:00	0.9	90	28/07/2024	9:00	0.9	315
25/07/2024	10:00	2.7	112.5	26/07/2024	10:00	0.4	247.5	27/07/2024	10:00	0.9	90	28/07/2024	10:00	0.4	315
25/07/2024	11:00	1.8	112.5	26/07/2024	11:00	0.4	270	27/07/2024	11:00	1.3	112.5	28/07/2024	11:00	0.9	45
25/07/2024	12:00	2.2	90	26/07/2024	12:00	0.4	135	27/07/2024	12:00	1.3	112.5	28/07/2024	12:00	0.9	247.5
25/07/2024	13:00	1.3	90	26/07/2024	13:00	0.4	157.5	27/07/2024	13:00	0.9	135	28/07/2024	13:00	1.8	270
25/07/2024	14:00	1.3	112.5	26/07/2024	14:00	0.4	157.5	27/07/2024	14:00	0.9	112.5	28/07/2024	14:00	1.3	270
25/07/2024	15:00	1.3	112.5	26/07/2024	15:00	0.4	202.5	27/07/2024	15:00	0.4	112.5	28/07/2024	15:00	1.8	270
25/07/2024	16:00	0.9	135	26/07/2024	16:00	1.3	225	27/07/2024	16:00	0.9	112.5	28/07/2024	16:00	1.3	247.5
25/07/2024	17:00	1.3	90	26/07/2024	17:00	1.3	247.5	27/07/2024	17:00	0.4	112.5	28/07/2024	17:00	1.3	135
25/07/2024	18:00	0.9	112.5	26/07/2024	18:00	0.9	135	27/07/2024	18:00	0.4	112.5	28/07/2024	18:00	1.3	135
25/07/2024	19:00	0.9	112.5	26/07/2024	19:00	0.9	112.5	27/07/2024	19:00	0.9	135	28/07/2024	19:00	1.8	135
25/07/2024	20:00	1.8	112.5	26/07/2024	20:00	1.3	22.5	27/07/2024	20:00	0.9	112.5	28/07/2024	20:00	1.3	202.5
25/07/2024	21:00	0.4	90	26/07/2024	21:00	1.3	135	27/07/2024	21:00	0.9	112.5	28/07/2024	21:00	0.9	270
25/07/2024	22:00	1.3	45	26/07/2024	22:00	2.2	90	27/07/2024	22:00	1.3	90	28/07/2024	22:00	1.3	247.5
25/07/2024	23:00	0.9	112.5	26/07/2024	23:00	1.8	112.5	27/07/2024	23:00	0.9	112.5	28/07/2024	23:00	1.3	225

Mean Wind Speed and Wind Direction recorded by the weather station setup at the rooftop of Hong Kong Children's Hospital

Date	Time	Wind Speed (m/s)	Wind Direction	Date	Time	Wind Speed (m/s)	Wind Direction	Date	Time	Wind Speed (m/s)	Wind Direction	Date	Time	Wind Speed (m/s)	Wind Direction
29/07/2024	0:00	0.9	247.5	30/07/2024	0:00	0.9	247.5	31/07/2024	0:00	2.2	247.5				
29/07/2024	1:00	1.3	247.5	30/07/2024	1:00	0.9	247.5	31/07/2024	1:00	2.2	270				
29/07/2024	2:00	0.9	270	30/07/2024	2:00	1.3	247.5	31/07/2024	2:00	2.7	247.5				
29/07/2024	3:00	1.3	247.5	30/07/2024	3:00	0.9	270	31/07/2024	3:00	1.8	225				
29/07/2024	4:00	0.9	270	30/07/2024	4:00	1.3	247.5	31/07/2024	4:00	2.2	247.5				
29/07/2024	5:00	0.4	247.5	30/07/2024	5:00	0.9	112.5	31/07/2024	5:00	2.7	247.5				
29/07/2024	6:00	0.9	225	30/07/2024	6:00	0.9	67.5	31/07/2024	6:00	2.7	247.5				
29/07/2024	7:00	1.3	247.5	30/07/2024	7:00	0.9	90	31/07/2024	7:00	2.2	225				
29/07/2024	8:00	0.9	247.5	30/07/2024	8:00	0.9	157.5	31/07/2024	8:00	2.2	270				
29/07/2024	9:00	1.8	90	30/07/2024	9:00	1.3	112.5	31/07/2024	9:00	2.2	45				
29/07/2024	10:00	0.4	67.5	30/07/2024	10:00	0.9	112.5	31/07/2024	10:00	2.7	112.5				
29/07/2024	11:00	0.9	67.5	30/07/2024	11:00	1.3	112.5	31/07/2024	11:00	1.8	135				
29/07/2024	12:00	0.4	67.5	30/07/2024	12:00	1.8	202.5	31/07/2024	12:00	2.2	135				
29/07/2024	13:00	0.9	45	30/07/2024	13:00	1.3	135	31/07/2024	13:00	1.3	112.5				
29/07/2024	14:00	0.4	67.5	30/07/2024	14:00	1.3	112.5	31/07/2024	14:00	1.8	112.5				
29/07/2024	15:00	1.3	225	30/07/2024	15:00	0.9	202.5	31/07/2024	15:00	1.3	45				
29/07/2024	16:00	1.8	247.5	30/07/2024	16:00	0.9	90	31/07/2024	16:00	1.8	112.5				
29/07/2024	17:00	1.3	247.5	30/07/2024	17:00	0.4	67.5	31/07/2024	17:00	1.8	157.5				
29/07/2024	18:00	1.3	90	30/07/2024	18:00	0.4	157.5	31/07/2024	18:00	1.8	292.5				
29/07/2024	19:00	1.3	45	30/07/2024	19:00	0.9	67.5	31/07/2024	19:00	1.3	112.5				
29/07/2024	20:00	1.3	247.5	30/07/2024	20:00	0.4	67.5	31/07/2024	20:00	1.3	247.5				
29/07/2024	21:00	1.8	112.5	30/07/2024	21:00	1.3	112.5	31/07/2024	21:00	1.3	315				
29/07/2024	22:00	1.8	112.5	30/07/2024	22:00	0.4	112.5	31/07/2024	22:00	1.3	315				
29/07/2024	23:00	0.4	135	30/07/2024	23:00	0.4	112.5	31/07/2024	23:00	0.4	135				

Mean Wind Speed and Wind Direction recorded by the weather station setup at the rooftop of Hong Kong Children's Hospital

Date	Time	Wind Speed (m/s)	Wind Direction	Date	Time	Wind Speed (m/s)	Wind Direction	Date	Time	Wind Speed (m/s)	Wind Direction	Date	Time	Wind Speed (m/s)	Wind Direction
01/08/2024	0:00	1.3	90	02/08/2024	0:00	0.4	270	03/08/2024	0:00	0.4	67.5	04/08/2024	0:00	0.4	112.5
01/08/2024	1:00	2.2	90	02/08/2024	1:00	0.4	270	03/08/2024	1:00	0.4	112.5	04/08/2024	1:00	0.4	112.5
01/08/2024	2:00	1.3	67.5	02/08/2024	2:00	0.4	270	03/08/2024	2:00	0.9	22.5	04/08/2024	2:00	0.4	135
01/08/2024	3:00	1.8	22.5	02/08/2024	3:00	0.9	247.5	03/08/2024	3:00	0.9	90	04/08/2024	3:00	0.9	135
01/08/2024	4:00	1.3	67.5	02/08/2024	4:00	0.4	270	03/08/2024	4:00	0.9	292.5	04/08/2024	4:00	0.4	112.5
01/08/2024	5:00	1.3	90	02/08/2024	5:00	0.9	270	03/08/2024	5:00	0.4	292.5	04/08/2024	5:00	0.4	157.5
01/08/2024	6:00	1.8	135	02/08/2024	6:00	1.3	247.5	03/08/2024	6:00	0.4	292.5	04/08/2024	6:00	0.4	135
01/08/2024	7:00	1.8	67.5	02/08/2024	7:00	0.9	270	03/08/2024	7:00	0.9	22.5	04/08/2024	7:00	0.4	112.5
01/08/2024	8:00	1.3	225	02/08/2024	8:00	0.9	135	03/08/2024	8:00	0.4	22.5	04/08/2024	8:00	0.9	292.5
01/08/2024	9:00	1.3	157.5	02/08/2024	9:00	1.3	247.5	03/08/2024	9:00	0.9	337.5	04/08/2024	9:00	0.4	112.5
01/08/2024	10:00	1.8	112.5	02/08/2024	10:00	0.9	112.5	03/08/2024	10:00	0.9	270	04/08/2024	10:00	0.4	135
01/08/2024	11:00	1.8	67.5	02/08/2024	11:00	0.9	112.5	03/08/2024	11:00	0.4	22.5	04/08/2024	11:00	0.4	112.5
01/08/2024	12:00	2.2	22.5	02/08/2024	12:00	0.9	112.5	03/08/2024	12:00	0.9	202.5	04/08/2024	12:00	0.9	135
01/08/2024	13:00	2.7	45	02/08/2024	13:00	0.4	135	03/08/2024	13:00	0.4	270	04/08/2024	13:00	0.4	90
01/08/2024	14:00	2.2	45	02/08/2024	14:00	0.9	157.5	03/08/2024	14:00	0.4	247.5	04/08/2024	14:00	0.4	45
01/08/2024	15:00	2.7	45	02/08/2024	15:00	0.4	135	03/08/2024	15:00	1.3	202.5	04/08/2024	15:00	0.4	90
01/08/2024	16:00	3.1	90	02/08/2024	16:00	0.4	202.5	03/08/2024	16:00	1.3	247.5	04/08/2024	16:00	0.4	67.5
01/08/2024	17:00	1.3	67.5	02/08/2024	17:00	0.4	247.5	03/08/2024	17:00	0.4	247.5	04/08/2024	17:00	0.4	135
01/08/2024	18:00	1.3	67.5	02/08/2024	18:00	0.4	247.5	03/08/2024	18:00	0.4	157.5	04/08/2024	18:00	0.4	90
01/08/2024	19:00	1.3	135	02/08/2024	19:00	0.4	247.5	03/08/2024	19:00	0.9	202.5	04/08/2024	19:00	0.4	112.5
01/08/2024	20:00	0.4	67.5	02/08/2024	20:00	0.9	247.5	03/08/2024	20:00	0.4	225	04/08/2024	20:00	0.4	157.5
01/08/2024	21:00	1.3	90	02/08/2024	21:00	0.4	22.5	03/08/2024	21:00	0.4	225	04/08/2024	21:00	0.9	135
01/08/2024	22:00	0.9	67.5	02/08/2024	22:00	0.4	225	03/08/2024	22:00	0.4	225	04/08/2024	22:00	1.3	135
01/08/2024	23:00	0.9	67.5	02/08/2024	23:00	0.9	112.5	03/08/2024	23:00	0.4	225	04/08/2024	23:00	0.9	135

Mean Wind Speed and Wind Direction recorded by the weather station setup at the rooftop of Hong Kong Children's Hospital

Date	Time	Wind Speed (m/s)	Wind Direction	Date	Time	Wind Speed (m/s)	Wind Direction	Date	Time	Wind Speed (m/s)	Wind Direction	Date	Time	Wind Speed (m/s)	Wind Direction
05/08/2024	0:00	0.9	112.5	06/08/2024	0:00	0.9	337.5	07/08/2024	0:00	0.4	247.5	08/08/2024	0:00	0.4	247.5
05/08/2024	1:00	0.9	112.5	06/08/2024	1:00	0.4	337.5	07/08/2024	1:00	0.4	225	08/08/2024	1:00	0.4	225
05/08/2024	2:00	0.4	135	06/08/2024	2:00	0.4	337.5	07/08/2024	2:00	0.4	247.5	08/08/2024	2:00	0.9	270
05/08/2024	3:00	0.9	157.5	06/08/2024	3:00	1.3	337.5	07/08/2024	3:00	0.4	270	08/08/2024	3:00	1.3	247.5
05/08/2024	4:00	0.4	135	06/08/2024	4:00	2.2	45	07/08/2024	4:00	0.9	270	08/08/2024	4:00	1.3	135
05/08/2024	5:00	0.4	202.5	06/08/2024	5:00	2.2	292.5	07/08/2024	5:00	0.4	247.5	08/08/2024	5:00	0.4	112.5
05/08/2024	6:00	0.4	247.5	06/08/2024	6:00	1.8	337.5	07/08/2024	6:00	0.9	270	08/08/2024	6:00	0.4	157.5
05/08/2024	7:00	0.4	247.5	06/08/2024	7:00	1.8	22.5	07/08/2024	7:00	1.8	247.5	08/08/2024	7:00	0.4	135
05/08/2024	8:00	0.4	247.5	06/08/2024	8:00	2.2	45	07/08/2024	8:00	1.8	247.5	08/08/2024	8:00	0.4	112.5
05/08/2024	9:00	0.9	247.5	06/08/2024	9:00	1.8	45	07/08/2024	9:00	1.3	247.5	08/08/2024	9:00	0.9	292.5
05/08/2024	10:00	1.3	202.5	06/08/2024	10:00	1.3	315	07/08/2024	10:00	1.3	270	08/08/2024	10:00	0.4	112.5
05/08/2024	11:00	1.8	202.5	06/08/2024	11:00	2.2	202.5	07/08/2024	11:00	0.9	270	08/08/2024	11:00	0.4	135
05/08/2024	12:00	1.3	225	06/08/2024	12:00	0.9	247.5	07/08/2024	12:00	0.9	225	08/08/2024	12:00	0.4	112.5
05/08/2024	13:00	0.4	270	06/08/2024	13:00	1.3	22.5	07/08/2024	13:00	0.4	225	08/08/2024	13:00	0.9	135
05/08/2024	14:00	0.9	247.5	06/08/2024	14:00	1.3	202.5	07/08/2024	14:00	0.9	315	08/08/2024	14:00	1.3	90
05/08/2024	15:00	0.4	225	06/08/2024	15:00	1.8	270	07/08/2024	15:00	0.4	315	08/08/2024	15:00	1.3	22.5
05/08/2024	16:00	0.4	292.5	06/08/2024	16:00	1.8	247.5	07/08/2024	16:00	1.3	315	08/08/2024	16:00	0.9	112.5
05/08/2024	17:00	0.9	315	06/08/2024	17:00	0.9	247.5	07/08/2024	17:00	1.3	157.5	08/08/2026	17:00	1.3	157.5
05/08/2024	18:00	0.9	247.5	06/08/2024	18:00	0.9	247.5	07/08/2024	18:00	1.3	157.5	08/08/2024	18:00	0.9	135
05/08/2024	19:00	1.3	225	06/08/2024	19:00	1.3	315	07/08/2024	19:00	1.3	202.5	08/08/2024	19:00	1.3	112.5
05/08/2024	20:00	1.3	157.5	06/08/2024	20:00	1.3	270	07/08/2024	20:00	0.9	202.5	08/08/2024	20:00	1.3	157.5
05/08/2024	21:00	1.3	202.5	06/08/2024	21:00	1.3	270	07/08/2024	21:00	0.9	292.5	08/08/2024	21:00	1.3	112.5
05/08/2024	22:00	0.9	202.5	06/08/2024	22:00	0.9	337.5	07/08/2024	22:00	0.9	247.5	08/08/2024	22:00	1.3	90
05/08/2024	23:00	1.3	247.5	06/08/2024	23:00	1.3	247.5	07/08/2024	23:00	0.9	270	08/08/2024	23:00	0.9	22.5

Mean Wind Speed and Wind Direction recorded by the weather station setup at the rooftop of Hong Kong Children's Hospital

Date	Time	Wind Speed (m/s)	Wind Direction	Date	Time	Wind Speed (m/s)	Wind Direction	Date	Time	Wind Speed (m/s)	Wind Direction	Date	Time	Wind Speed (m/s)	Wind Direction
09/08/2024	0:00	0.9	90	10/08/2024	0:00	0.9	270	11/08/2024	0:00	0.9	112.5	12/08/2024	0:00	1.8	45
09/08/2024	1:00	0.9	22.5	10/08/2024	1:00	0.9	292.5	11/08/2024	1:00	0.9	90	12/08/2024	1:00	1.8	112.5
09/08/2024	2:00	0.4	45	10/08/2024	2:00	0.9	135	11/08/2024	2:00	0.9	135	12/08/2024	2:00	1.8	22.5
09/08/2024	3:00	1.3	67.5	10/08/2024	3:00	0.9	112.5	11/08/2024	3:00	0.9	135	12/08/2024	3:00	0.4	112.5
09/08/2024	4:00	1.3	112.5	10/08/2024	4:00	0.9	135	11/08/2028	4:00	0.9	112.5	12/08/2024	4:00	1.3	90
09/08/2024	5:00	0.9	157.5	10/08/2024	5:00	1.3	112.5	11/08/2024	5:00	0.9	135	12/08/2024	5:00	0.9	45
09/08/2024	6:00	0.9	315	10/08/2024	6:00	0.9	135	11/08/2024	6:00	0.9	90	12/08/2024	6:00	0.4	45
09/08/2024	7:00	0.9	292.5	10/08/2024	7:00	0.4	45	11/08/2024	7:00	1.3	112.5	12/08/2024	7:00	0.4	292.5
09/08/2024	8:00	0.9	135	10/08/2224	8:00	0.4	135	11/08/2024	8:00	1.3	112.5	12/08/2024	8:00	0.9	22.5
09/08/2024	9:00	0.9	45	10/08/2024	9:00	0.4	112.5	11/08/2024	9:00	0.9	112.5	12/08/2024	9:00	2.2	247.5
09/08/2024	10:00	1.3	202.5	10/08/2024	10:00	0.4	67.5	11/08/2024	10:00	1.8	112.5	12/08/2024	10:00	2.7	337.5
09/08/2024	11:00	0.9	135	10/08/2024	11:00	0.4	90	11/08/2026	11:00	0.9	112.5	12/08/2024	11:00	2.2	270
09/08/2024	12:00	0.9	112.5	10/08/2024	12:00	0.4	135	11/08/2024	12:00	1.3	112.5	12/08/2024	12:00	2.2	247.5
09/08/2024	13:00	0.9	45	10/08/2024	13:00	0.4	90	11/08/2024	13:00	1.3	67.5	12/08/2024	13:00	2.7	337.5
09/08/2024	14:00	0.9	135	10/08/2024	14:00	0.4	90	11/08/2024	14:00	0.9	112.5	12/08/2024	14:00	2.2	270
09/08/2024	15:00	0.9	180	10/08/2024	15:00	0.4	112.5	11/08/2024	15:00	0.9	67.5	12/08/2024	15:00	1.8	157.5
09/08/2024	16:00	0.9	112.5	10/08/2024	16:00	0.4	112.5	11/08/2024	16:00	1.3	112.5	12/08/2024	16:00	2.2	270
09/08/2024	17:00	0.9	135	10/08/2024	17:00	0.9	90	11/08/2024	17:00	0.9	135	12/08/2024	17:00	1.8	270
09/08/2024	18:00	0.9	112.5	10/08/2024	18:00	1.3	112.5	11/08/2024	18:00	0.9	157.5	12/08/2024	18:00	2.2	22.5
09/08/2024	19:00	0.9	112.5	10/08/2024	19:00	1.3	90	11/08/2024	19:00	0.9	90	12/08/2024	19:00	1.3	22.5
09/08/2024	20:00	1.3	135	10/08/2024	20:00	1.8	90	11/08/2024	20:00	0.9	135	12/08/2024	20:00	1.8	90
09/08/2024	21:00	0.9	135	10/08/2024	21:00	1.8	90	11/08/2024	21:00	0.9	112.5	12/08/2024	21:00	1.3	135
09/08/2024	22:00	1.8	135	10/08/2024	22:00	1.8	90	11/08/2024	22:00	0.9	90	12/08/2024	22:00	2.2	270
09/08/2024	23:00	1.8	112.5	10/08/2024	23:00	0.9	112.5	11/08/2024	23:00	0.4	90	12/08/2024	23:00	2.2	315

Mean Wind Speed and Wind Direction recorded by the weather station setup at the rooftop of Hong Kong Children's Hospital

Date	Time	Wind Speed (m/s)	Wind Direction	Date	Time	Wind Speed (m/s)	Wind Direction	Date	Time	Wind Speed (m/s)	Wind Direction	Date	Time	Wind Speed (m/s)	Wind Direction
13/08/2024	0:00	2.2	67.5	14/08/2024	0:00	1.3	135	15/08/2024	0:00	0.4	135	16/08/2024	0:00	0.9	45
13/08/2024	1:00	1.8	135	14/08/2024	1:00	0.9	112.5	15/08/2024	1:00	1.3	90	16/08/2024	1:00	0.4	337.5
13/08/2024	2:00	1.3	22.5	14/08/2024	2:00	1.8	90	15/08/2024	2:00	0.9	135	16/08/2024	2:00	0.4	270
13/08/2024	3:00	0.9	135	14/08/2024	3:00	1.3	112.5	15/08/2024	3:00	0.4	90	16/08/2024	3:00	0.9	315
13/08/2024	4:00	1.3	112.5	14/08/2024	4:00	1.3	135	15/08/2024	4:00	0.4	292.5	16/08/2024	4:00	0.4	45
13/08/2024	5:00	1.3	112.5	14/08/2024	5:00	1.3	180	15/08/2024	5:00	0.4	67.5	16/08/2024	5:00	0.9	270
13/08/2024	6:00	1.3	112.5	14/08/2024	6:00	0.9	90	15/08/2024	6:00	0.4	90	16/08/2024	6:00	0.4	45
13/08/2024	7:00	1.8	135	14/08/2024	7:00	0.9	135	15/08/2024	7:00	0.4	157.5	16/08/2024	7:00	0.4	22.5
13/08/2024	8:00	1.3	112.5	14/08/2024	8:00	1.8	45	15/08/2024	8:00	0.4	112.5	16/08/2024	8:00	0.9	45
13/08/2024	9:00	1.3	112.5	14/08/2024	9:00	1.3	135	15/08/2024	9:00	0.4	67.5	16/08/2024	9:00	0.4	90
13/08/2024	10:00	1.3	67.5	14/08/2024	10:00	1.8	112.5	15/08/2024	10:00	0.4	135	16/08/2024	10:00	0.4	270
13/08/2024	11:00	2.2	157.5	14/08/2024	11:00	1.8	112.5	15/08/2024	11:00	0.4	157.5	16/08/2024	11:00	0.9	135
13/08/2024	12:00	1.3	112.5	14/08/2024	12:00	1.3	90	15/08/2024	12:00	0.4	157.5	16/08/2024	12:00	0.9	135
13/08/2024	13:00	1.3	180	14/08/2024	13:00	0.9	135	15/08/2024	13:00	0.9	112.5	16/08/2024	13:00	0.9	112.5
13/08/2024	14:00	1.3	112.5	14/08/2024	14:00	0.4	135	15/08/2024	14:00	1.3	112.5	16/08/2024	14:00	0.4	247.5
13/08/2024	15:00	0.9	90	14/08/2024	15:00	0.9	112.5	15/08/2024	15:00	0.9	112.5	16/08/2024	15:00	0.4	202.5
13/08/2024	16:00	1.8	135	14/08/2024	16:00	0.9	112.5	15/08/2024	16:00	0.9	67.5	16/08/2024	16:00	0.4	112.5
13/08/2024	17:00	0.4	112.5	14/08/2024	17:00	0.9	135	15/08/2024	17:00	0.9	112.5	16/08/2024	17:00	0.4	135
13/08/2024	18:00	1.3	157.5	14/08/2024	18:00	0.9	112.5	15/08/2024	18:00	0.4	337.5	16/08/2024	18:00	0.4	112.5
13/08/2024	19:00	1.3	90	14/08/2024	19:00	0.9	67.5	15/08/2024	19:00	0.4	135	16/08/2024	19:00	0.4	112.5
13/08/2024	20:00	0.9	90	14/08/2024	20:00	1.8	90	15/08/2024	20:00	0.9	112.5	16/08/2024	20:00	0.4	90
13/08/2024	21:00	1.3	22.5	14/08/2024	21:00	1.8	135	15/08/2024	21:00	0.9	22.5	16/08/2024	21:00	0.4	90
13/08/2024	22:00	1.3	90	14/08/2024	22:00	1.8	45	15/08/2024	22:00	1.3	135	16/08/2024	22:00	0.4	112.5
13/08/2024	23:00	1.8	45	14/08/2024	23:00	1.3	90	15/08/2024	23:00	1.8	112.5	16/08/2024	23:00	0.9	112.5

Mean Wind Speed and Wind Direction recorded by the weather station setup at the rooftop of Hong Kong Children's Hospital

Date	Time	Wind Speed (m/s)	Wind Direction	Date	Time	Wind Speed (m/s)	Wind Direction	Date	Time	Wind Speed (m/s)	Wind Direction	Date	Time	Wind Speed (m/s)	Wind Direction
17/08/2024	0:00	1.8	90	18/08/2024	0:00	1.8	112.5	19/08/2024	0:00	1.3	90	20/08/2024	0:00	1.3	90
17/08/2024	1:00	2.7	90	18/08/2024	1:00	1.8	90	19/08/2024	1:00	1.3	135	20/08/2024	1:00	1.3	112.5
17/08/2024	2:00	3.1	112.5	18/08/2024	2:00	1.3	45	19/08/2024	2:00	1.8	135	20/08/2024	2:00	1.3	90
17/08/2024	3:00	2.2	202.5	18/08/2024	3:00	2.2	22.5	19/08/2024	3:00	1.8	90	20/08/2024	3:00	1.3	112.5
17/08/2024	4:00	4.5	45	18/08/2024	4:00	1.3	67.5	19/08/2024	4:00	0.9	112.5	20/08/2024	4:00	1.3	90
17/08/2024	5:00	5.4	45	18/08/2024	5:00	2.2	135	19/08/2024	5:00	1.8	337.5	20/08/2024	5:00	1.8	112.5
17/08/2024	6:00	3.1	90	18/08/2024	6:00	3.1	135	19/08/2024	6:00	1.3	112.5	20/08/2024	6:00	1.3	67.5
17/08/2024	7:00	3.1	112.5	18/08/2024	7:00	2.7	180	19/08/2024	7:00	1.3	90	20/08/2024	7:00	1.3	112.5
17/08/2024	8:00	4	112.5	18/08/2024	8:00	3.1	67.5	19/08/2024	8:00	1.3	90	20/08/2024	8:00	1.3	67.5
17/08/2024	9:00	3.6	112.5	18/08/2024	9:00	0.9	45	19/08/2024	9:00	1.3	112.5	20/08/2024	9:00	2.2	67.5
17/08/2024	10:00	4.5	247.5	18/08/2024	10:00	1.3	270	19/08/2024	10:00	1.3	112.5	20/08/2024	10:00	1.3	112.5
17/08/2024	11:00	3.6	315	18/08/2024	11:00	1.3	247.5	19/08/2024	11:00	2.2	135	20/08/2024	11:00	1.3	112.5
17/08/2024	12:00	3.6	315	18/08/2024	12:00	1.3	247.5	19/08/2024	12:00	1.3	135	20/08/2024	12:00	1.3	90
17/08/2024	13:00	2.7	315	18/08/2024	13:00	0.9	292.5	19/08/2024	13:00	1.8	112.5	20/08/2024	13:00	0.9	135
17/08/2024	14:00	2.2	315	18/08/2024	14:00	1.3	225	19/08/2024	14:00	1.3	90	20/08/2024	14:00	1.8	135
17/08/2024	15:00	2.2	247.5	18/08/2024	15:00	0.9	247.5	19/08/2024	15:00	1.3	135	20/08/2024	15:00	1.3	112.5
17/08/2024	16:00	2.7	247.5	18/08/2024	16:00	0.9	247.5	19/08/2024	16:00	1.8	135	20/08/2024	16:00	1.3	112.5
17/08/2024	17:00	2.2	157.5	18/08/2024	17:00	0.9	157.5	19/08/2024	17:00	1.8	112.5	20/08/2024	17:00	1.3	112.5
17/08/2024	18:00	1.8	135	18/08/2024	18:00	0.4	112.5	19/08/2024	18:00	1.3	135	20/08/2024	18:00	0.9	90
17/08/2024	19:00	2.2	157.5	18/08/2024	19:00	0.9	157.5	19/08/2024	19:00	1.3	90	20/08/2024	19:00	1.3	112.5
17/08/2024	20:00	1.8	135	18/08/2024	20:00	1.3	157.5	19/08/2024	20:00	1.8	45	20/08/2024	20:00	0.4	112.5
17/08/2024	21:00	2.2	112.5	18/08/2024	21:00	0.9	247.5	19/08/2024	21:00	1.3	22.5	20/08/2024	21:00	0.4	90
17/08/2024	22:00	2.7	135	18/08/2024	22:00	0.4	112.5	19/08/2024	22:00	2.7	45	20/08/2024	22:00	0.9	135
17/08/2024	23:00	3.1	157.5	18/08/2024	23:00	0.9	112.5	19/08/2024	23:00	1.8	135	20/08/2024	23:00	0.9	90

Mean Wind Speed and Wind Direction recorded by the weather station setup at the rooftop of Hong Kong Children's Hospital

Date	Time	Wind Speed (m/s)	Wind Direction	Date	Time	Wind Speed (m/s)	Wind Direction	Date	Time	Wind Speed (m/s)	Wind Direction	Date	Time	Wind Speed (m/s)	Wind Direction
21/08/2024	0:00	0.9	67.5	22/08/2024	0:00	0.4	90	23/08/2024	0:00	0.9	315	24/08/2024	0:00	0.4	90
21/08/2024	1:00	0.4	112.5	22/08/2024	1:00	0.4	22.5	23/08/2024	1:00	1.3	292.5	24/08/2024	1:00	0.4	22.5
21/08/2024	2:00	0.4	90	22/08/2024	2:00	0.9	90	23/08/2024	2:00	0.4	45	24/08/2024	2:00	1.3	90
21/08/2024	3:00	0.9	112.5	22/08/2024	3:00	0.9	67.5	23/08/2024	3:00	0.4	45	24/08/2024	3:00	0.9	112.5
21/08/2024	4:00	0.9	90	22/08/2024	4:00	0.4	112.5	23/08/2024	4:00	0.4	67.5	24/08/2024	4:00	0.9	112.5
21/08/2024	5:00	1.3	112.5	22/08/2024	5:00	0.4	90	23/08/2024	5:00	0.9	90	24/08/2024	5:00	0.9	135
21/08/2024	6:00	1.3	67.5	22/08/2024	6:00	0.9	112.5	23/08/2024	6:00	0.4	135	24/08/2024	6:00	0.9	90
21/08/2024	7:00	1.3	112.5	22/08/2024	7:00	0.9	90	23/08/2024	7:00	0.9	90	24/08/2024	7:00	0.9	112.5
21/08/2024	8:00	0.9	67.5	22/08/2024	8:00	1.3	112.5	23/08/2024	8:00	0.4	112.5	24/08/2024	8:00	1.8	112.5
21/08/2024	9:00	1.3	67.5	22/08/2024	9:00	1.3	67.5	23/08/2024	9:00	0.9	135	24/08/2024	9:00	0.9	112.5
21/08/2024	10:00	0.9	90	22/08/2024	10:00	1.3	112.5	23/08/2024	10:00	1.3	112.5	24/08/2024	10:00	0.9	90
21/08/2024	11:00	0.9	90	22/08/2024	11:00	0.9	67.5	23/08/2024	11:00	1.3	112.5	24/08/2024	11:00	1.3	90
21/08/2024	12:00	0.9	67.5	22/08/2024	12:00	1.3	67.5	23/08/2024	12:00	0.9	157.5	24/08/2024	12:00	0.9	90
21/08/2024	13:00	0.4	112.5	22/08/2024	13:00	0.9	90	23/08/2024	13:00	1.3	90	24/08/2024	13:00	0.4	67.5
21/08/2024	14:00	0.9	67.5	22/08/2024	14:00	0.9	90	23/08/2024	14:00	1.3	112.5	24/08/2024	14:00	0.4	112.5
21/08/2024	15:00	0.4	135	22/08/2024	15:00	0.9	67.5	23/08/2024	15:00	0.9	90	24/08/2024	15:00	0.4	22.5
21/08/2024	16:00	0.4	67.5	22/08/2024	16:00	0.4	112.5	23/08/2024	16:00	0.9	67.5	24/08/2024	16:00	2.7	270
21/08/2024	17:00	0.9	67.5	22/08/2024	17:00	0.4	90	23/08/2024	17:00	0.4	112.5	24/08/2024	17:00	3.1	0
21/08/2024	18:00	0.9	90	22/08/2024	18:00	0.9	112.5	23/08/2024	18:00	0.9	67.5	24/08/2024	18:00	2.2	270
21/08/2024	19:00	0.9	90	22/08/2024	19:00	0.9	90	23/08/2024	19:00	1.3	67.5	24/08/2024	19:00	0.4	337.5
21/08/2024	20:00	0.9	90	22/08/2024	20:00	1.3	112.5	23/08/2024	20:00	0.9	90	24/08/2024	20:00	1.3	270
21/08/2024	21:00	1.3	67.5	22/08/2024	21:00	1.3	67.5	23/08/2024	21:00	0.9	90	24/08/2024	21:00	0.9	247.5
21/08/2024	22:00	0.9	67.5	22/08/2024	22:00	1.3	112.5	23/08/2024	22:00	0.9	67.5	24/08/2024	22:00	0.4	225
21/08/2024	23:00	1.3	90	22/08/2024	23:00	0.9	67.5	23/08/2024	23:00	1.8	90	24/08/2024	23:00	0.4	180

Mean Wind Speed and Wind Direction recorded by the weather station setup at the rooftop of Hong Kong Children's Hospital

Date	Time	Wind Speed (m/s)	Wind Direction	Date	Time	Wind Speed (m/s)	Wind Direction	Date	Time	Wind Speed (m/s)	Wind Direction	Date	Time	Wind Speed (m/s)	Wind Direction
25/08/2024	0:00	2.2	112.5	26/08/2024	0:00	1.3	67.5	27/08/2024	0:00	1.3	90	28/08/2024	0:00	1.3	90
25/08/2024	1:00	2.2	90	26/08/2024	1:00	0.9	90	27/08/2024	1:00	1.8	67.5	28/08/2024	1:00	0.9	270
25/08/2024	2:00	2.7	112.5	26/08/2024	2:00	0.9	90	27/08/2024	2:00	0.9	112.5	28/08/2024	2:00	0.4	225
25/08/2024	3:00	1.8	112.5	26/08/2024	3:00	0.9	45	27/08/2024	3:00	0.4	112.5	28/08/2024	3:00	0.9	225
25/08/2024	4:00	2.2	90	26/08/2024	4:00	0.9	247.5	27/08/2024	4:00	0.4	90	28/08/2024	4:00	1.3	292.5
25/08/2024	5:00	1.3	90	26/08/2024	5:00	0.4	225	27/08/2024	5:00	0.9	112.5	28/08/2024	5:00	0.9	247.5
25/08/2024	6:00	1.3	112.5	26/08/2024	6:00	0.9	67.5	27/08/2024	6:00	0.9	90	28/08/2024	6:00	1.8	270
25/08/2024	7:00	1.3	112.5	26/08/2024	7:00	0.4	270	27/08/2024	7:00	1.3	90	28/08/2024	7:00	2.2	270
25/08/2024	8:00	2.2	112.5	26/08/2024	8:00	0.4	247.5	27/08/2024	8:00	1.3	112.5	28/08/2024	8:00	1.3	135
25/08/2024	9:00	2.2	90	26/08/2024	9:00	0.4	180	27/08/2024	9:00	0.9	90	28/08/2024	9:00	0.9	315
25/08/2024	10:00	2.7	112.5	26/08/2024	10:00	0.4	247.5	27/08/2024	10:00	0.9	90	28/08/2024	10:00	0.4	315
25/08/2024	11:00	1.8	112.5	26/08/2024	11:00	0.4	270	27/08/2024	11:00	1.3	112.5	28/08/2024	11:00	0.9	45
25/08/2024	12:00	2.2	90	26/08/2024	12:00	0.4	135	27/08/2024	12:00	1.3	112.5	28/08/2024	12:00	0.9	247.5
25/08/2024	13:00	1.3	90	26/08/2024	13:00	0.4	157.5	27/08/2024	13:00	0.9	135	28/08/2024	13:00	1.8	270
25/08/2024	14:00	1.3	112.5	26/08/2024	14:00	0.4	157.5	27/08/2024	14:00	0.9	112.5	28/08/2024	14:00	1.3	270
25/08/2024	15:00	1.3	112.5	26/08/2024	15:00	0.4	202.5	27/08/2024	15:00	0.4	112.5	28/08/2024	15:00	1.8	270
25/08/2024	16:00	0.9	135	26/08/2024	16:00	1.3	225	27/08/2024	16:00	0.9	112.5	28/08/2024	16:00	1.3	247.5
25/08/2024	17:00	1.3	90	26/08/2024	17:00	1.3	247.5	27/08/2024	17:00	0.4	112.5	28/08/2024	17:00	1.3	135
25/08/2024	18:00	0.9	112.5	26/08/2024	18:00	0.9	135	27/08/2024	18:00	0.4	135	28/08/2024	18:00	1.3	135
25/08/2024	19:00	0.9	112.5	26/08/2024	19:00	0.9	112.5	27/08/2024	19:00	0.9	180	28/08/2024	19:00	1.8	135
25/08/2024	20:00	1.8	112.5	26/08/2024	20:00	1.3	22.5	27/08/2024	20:00	0.4	247.5	28/08/2024	20:00	1.3	202.5
25/08/2024	21:00	0.4	90	26/08/2024	21:00	1.3	135	27/08/2024	21:00	0.4	270	28/08/2024	21:00	0.9	270
25/08/2024	22:00	1.3	45	26/08/2024	22:00	2.2	90	27/08/2024	22:00	0.4	270	28/08/2024	22:00	1.3	247.5
25/08/2024	23:00	0.9	112.5	26/08/2024	23:00	1.8	112.5	27/08/2024	23:00	0.4	247.5	28/08/2024	23:00	1.3	225

Mean Wind Speed and Wind Direction recorded by the weather station setup at the rooftop of Hong Kong Children's Hospital

Date	Time	Wind Speed (m/s)	Wind Direction	Date	Time	Wind Speed (m/s)	Wind Direction	Date	Time	Wind Speed (m/s)	Wind Direction	Date	Time	Wind Speed (m/s)	Wind Direction
29/08/2024	0:00	0.4	112.5	30/08/2024	0:00	1.3	247.5	31/08/2024	0:00	1.8	247.5				
29/08/2024	1:00	0.9	112.5	30/08/2024	1:00	1.8	247.5	31/08/2024	1:00	1.3	270				
29/08/2024	2:00	1.8	90	30/08/2024	2:00	1.3	270	31/08/2024	2:00	1.8	270				
29/08/2024	3:00	1.3	22.5	30/08/2024	3:00	1.3	247.5	31/08/2024	3:00	1.3	247.5				
29/08/2024	4:00	0.4	22.5	30/08/2024	4:00	1.3	247.5	31/08/2024	4:00	1.3	247.5				
29/08/2024	5:00	1.3	270	30/08/2024	5:00	1.8	270	31/08/2024	5:00	1.3	247.5				
29/08/2024	6:00	1.3	135	30/08/2024	6:00	2.7	270	31/08/2024	6:00	1.8	247.5				
29/08/2024	7:00	1.8	22.5	30/08/2024	7:00	2.2	247.5	31/08/2024	7:00	1.3	270				
29/08/2024	8:00	0.9	292.5	30/08/2024	8:00	1.8	247.5	31/08/2024	8:00	1.3	247.5				
29/08/2024	9:00	0.9	90	30/08/2024	9:00	2.2	247.5	31/08/2024	9:00	1.3	247.5				
29/08/2024	10:00	0.9	22.5	30/08/2024	10:00	2.2	270	31/08/2024	10:00	1.3	112.5				
29/08/2024	11:00	0.4	337.5	30/08/2024	11:00	1.8	247.5	31/08/2024	11:00	1.3	135				
29/08/2024	12:00	0.9	292.5	30/08/2024	12:00	1.3	135	31/08/2024	12:00	1.8	135				
29/08/2024	13:00	1.3	90	30/08/2024	13:00	1.3	90	31/08/2024	13:00	1.8	112.5				
29/08/2024	14:00	0.9	315	30/08/2024	14:00	1.8	247.5	31/08/2024	14:00	1.3	112.5				
29/08/2024	15:00	0.4	112.5	30/08/2024	15:00	1.3	22.5	31/08/2024	15:00	1.3	157.5				
29/08/2024	16:00	0.9	247.5	30/08/2024	16:00	0.9	90	31/08/2024	16:00	1.8	135				
29/08/2024	17:00	0.9	247.5	30/08/2024	17:00	1.3	22.5	31/08/2024	17:00	1.3	135				
29/08/2024	18:00	1.3	90	30/08/2024	18:00	0.9	315	31/08/2024	18:00	1.3	135				
29/08/2024	19:00	1.3	45	30/08/2024	19:00	0.9	90	31/08/2024	19:00	1.3	112.5				
29/08/2024	20:00	0.9	247.5	30/08/2024	20:00	1.3	67.5	31/08/2024	20:00	0.4	112.5				
29/08/2024	21:00	1.8	112.5	30/08/2024	21:00	0.9	22.5	31/08/2024	21:00	0.4	112.5				
29/08/2024	22:00	1.8	112.5	30/08/2024	22:00	0.9	90	31/08/2024	22:00	0.9	90				
29/08/2024	23:00	0.4	135	30/08/2024	23:00	1.8	337.5	31/08/2024	23:00	0.4	135				

Mean Wind Speed and Wind Direction recorded by the weather station setup at the rooftop of Hong Kong Children's Hospital

Date	Time	Wind Speed (m/s)	Wind Direction	Date	Time	Wind Speed (m/s)	Wind Direction	Date	Time	Wind Speed (m/s)	Wind Direction	Date	Time	Wind Speed (m/s)	Wind Direction
01/09/2024	0:00	1.8	112.5	02/09/2024	0:00	0.4	112.5	03/09/2024	0:00	1.8	135	04/09/2024	0:00	1.8	112.5
01/09/2024	1:00	1.8	135	02/09/2024	1:00	0.4	135	03/09/2024	1:00	1.8	45	04/09/2024	1:00	1.8	45
01/09/2024	2:00	1.3	112.5	02/09/2024	2:00	0.4	45	03/09/2024	2:00	1.3	202.5	04/09/2024	2:00	1.3	135
01/09/2024	3:00	0.9	135	02/09/2024	3:00	1.3	337.5	03/09/2024	3:00	1.3	135	04/09/2024	3:00	1.3	180
01/09/2024	4:00	1.8	135	02/09/2024	4:00	1.3	135	03/09/2024	4:00	1.3	315	04/09/2024	4:00	1.8	112.5
01/09/2024	5:00	2.2	135	02/09/2024	5:00	1.3	22.5	03/09/2024	5:00	1.3	45	04/09/2024	5:00	4.9	112.5
01/09/2024	6:00	2.2	157.5	02/09/2024	6:00	1.3	22.5	03/09/2024	6:00	2.2	270	04/09/2024	6:00	4	135
01/09/2024	7:00	1.8	135	02/09/2024	7:00	0.9	22.5	03/09/2024	7:00	1.3	45	04/09/2024	7:00	5.8	112.5
01/09/2024	8:00	1.8	157.5	02/09/2024	8:00	0.9	90	03/09/2024	8:00	1.3	22.5	04/09/2024	8:00	5.4	292.5
01/09/2024	9:00	0.4	90	02/09/2024	9:00	0.9	337.5	03/09/2024	9:00	0.9	45	04/09/2024	9:00	4.9	112.5
01/09/2024	10:00	0.8	135	02/09/2024	10:00	0.9	90	03/09/2024	10:00	1.3	22.5	04/09/2024	10:00	4.5	135
01/09/2024	11:00	0.8	270	02/09/2024	11:00	1.3	22.5	03/09/2024	11:00	1.3	202.5	04/09/2024	11:00	3.6	112.5
01/09/2024	12:00	0.8	315	02/09/2024	12:00	0.9	112.5	03/09/2024	12:00	1.8	292.5	04/09/2024	12:00	3.1	135
01/09/2024	13:00	0.9	45	02/09/2024	13:00	0.9	67.5	03/09/2024	13:00	1.3	337.5	04/09/2024	13:00	4	90
01/09/2024	14:00	0.9	337.5	02/09/2024	14:00	1.3	45	03/09/2024	14:00	1.3	90	04/09/2024	14:00	5.8	45
01/09/2024	15:00	1.3	270	02/09/2024	15:00	1.8	112.5	03/09/2024	15:00	1.3	45	04/09/2024	15:00	4.5	90
01/09/2024	16:00	1.3	315	02/09/2024	16:00	1.3	45	03/09/2024	16:00	1.8	337.5	04/09/2024	16:00	4.9	67.5
01/09/2024	17:00	1.3	45	02/09/2024	17:00	1.3	90	03/09/2024	17:00	0.9	247.5	04/09/2024	17:00	0.4	135
01/09/2024	18:00	1.8	270	02/09/2024	18:00	1.3	45	03/09/2024	18:00	0.9	112.5	04/09/2024	18:00	0.4	90
01/09/2024	19:00	1.8	45	02/09/2024	19:00	1.8	67.5	03/09/2024	19:00	0.4	112.5	04/09/2024	19:00	0.4	112.5
01/09/2024	20:00	1.3	22.5	02/09/2024	20:00	1.8	45	03/09/2024	20:00	0.4	112.5	04/09/2024	20:00	0.4	157.5
01/09/2024	21:00	1.8	45	02/09/2024	21:00	1.3	202.5	03/09/2024	21:00	0.9	135	04/09/2024	21:00	0.9	135
01/09/2024	22:00	2.2	22.5	02/09/2024	22:00	1.3	135	03/09/2024	22:00	2.2	90	04/09/2024	22:00	1.3	135
01/09/2024	23:00	2.2	202.5	02/09/2024	23:00	1.3	112.5	03/09/2024	23:00	2.7	337.5	04/09/2024	23:00	0.9	135

Mean Wind Speed and Wind Direction recorded by the weather station setup at the rooftop of Hong Kong Children's Hospital

Date	Time	Wind Speed (m/s)	Wind Direction	Date	Time	Wind Speed (m/s)	Wind Direction	Date	Time	Wind Speed (m/s)	Wind Direction	Date	Time	Wind Speed (m/s)	Wind Direction
05/09/2024	0:00	1.3	292.5	06/09/2024	0:00	4	112.5	07/09/2024	0:00	2.2	90	08/09/2024	0:00	0.9	90
05/09/2024	1:00	1.8	202.5	06/09/2024	1:00	4.5	337.5	07/09/2024	1:00	1.3	67.5	08/09/2024	1:00	0.9	67.5
05/09/2024	2:00	1.3	112.5	06/09/2024	2:00	5.4	337.5	07/09/2024	2:00	1.3	90	08/09/2024	2:00	0.4	112.5
05/09/2024	3:00	1.3	90	06/09/2024	3:00	7.2	337.5	07/09/2024	3:00	1.3	90	08/09/2024	3:00	0.4	90
05/09/2024	4:00	4.5	112.5	06/09/2024	4:00	6.8	247.5	07/09/2024	4:00	1.8	67.5	08/09/2024	4:00	0.9	112.5
05/09/2024	5:00	4.9	45	06/09/2024	5:00	6.3	270	07/09/2024	5:00	1.8	112.5	08/09/2024	5:00	0.9	90
05/09/2024	6:00	5.4	67.5	06/09/2024	6:00	5.8	270	07/09/2024	6:00	2.7	90	08/09/2024	6:00	1.3	112.5
05/09/2024	7:00	4	112.5	06/09/2024	7:00	5.8	247.5	07/09/2024	7:00	2.7	112.5	08/09/2024	7:00	1.3	67.5
05/09/2024	8:00	4	202.5	06/09/2024	8:00	6.3	247.5	07/09/2024	8:00	1.3	90	08/09/2024	8:00	1.3	112.5
05/09/2024	9:00	3.6	45	06/09/2024	9:00	4	270	07/09/2024	9:00	2.2	112.5	08/09/2024	9:00	0.9	67.5
05/09/2024	10:00	3.6	135	06/09/2024	10:00	4.9	270	07/09/2024	10:00	1.3	67.5	08/09/2024	10:00	1.3	67.5
05/09/2024	11:00	2.7	202.5	06/09/2024	11:00	4.5	247.5	07/09/2024	11:00	1.8	112.5	08/09/2024	11:00	0.9	90
05/09/2024	12:00	4	22.5	06/09/2024	12:00	4.5	247.5	07/09/2024	12:00	2.2	67.5	08/09/2024	12:00	0.9	67.5
05/09/2024	13:00	3.6	135	06/09/2024	13:00	5.8	247.5	07/09/2024	13:00	1.3	67.5	08/09/2024	13:00	0.4	112.5
05/09/2024	14:00	3.6	135	06/09/2024	14:00	4.5	247.5	07/09/2024	14:00	1.3	90	08/09/2024	14:00	0.4	90
05/09/2024	15:00	4	202.5	06/09/2024	15:00	5.8	270	07/09/2024	15:00	1.3	90	08/09/2024	15:00	0.9	112.5
05/09/2024	16:00	3.1	202.5	06/09/2024	16:00	4	247.5	07/09/2024	16:00	1.3	67.5	08/09/2024	16:00	0.9	90
05/09/2024	17:00	3.1	202.5	06/09/2024	17:00	4.5	247.5	07/09/2024	17:00	1.3	112.5	08/09/2026	17:00	1.3	112.5
05/09/2024	18:00	3.1	112.5	06/09/2024	18:00	4.5	247.5	07/09/2024	18:00	1.3	67.5	08/09/2024	18:00	1.3	67.5
05/09/2024	19:00	5.8	225	06/09/2024	19:00	3.6	315	07/09/2024	19:00	1.3	67.5	08/09/2024	19:00	1.3	112.5
05/09/2024	20:00	3.6	157.5	06/09/2024	20:00	4	270	07/09/2024	20:00	1.3	90	08/09/2024	20:00	0.9	67.5
05/09/2024	21:00	3.6	202.5	06/09/2024	21:00	3.6	270	07/09/2024	21:00	1.8	90	08/09/2024	21:00	1.3	112.5
05/09/2024	22:00	4.9	202.5	06/09/2024	22:00	3.6	337.5	07/09/2024	22:00	1.8	67.5	08/09/2024	22:00	1.3	90
05/09/2024	23:00	5.8	247.5	06/09/2024	23:00	4	247.5	07/09/2024	23:00	0.9	112.5	08/09/2024	23:00	0.9	22.5

Mean Wind Speed and Wind Direction recorded by the weather station setup at the rooftop of Hong Kong Children's Hospital

Date	Time	Wind Speed (m/s)	Wind Direction	Date	Time	Wind Speed (m/s)	Wind Direction	Date	Time	Wind Speed (m/s)	Wind Direction	Date	Time	Wind Speed (m/s)	Wind Direction
09/09/2024	0:00	1.8	90	10/09/2024	0:00	0.4	270	11/09/2024	0:00	0.9	112.5	12/09/2024	0:00	1.8	45
09/09/2024	1:00	1.8	22.5	10/09/2024	1:00	0.4	90	11/09/2024	1:00	0.9	90	12/09/2024	1:00	1.8	112.5
09/09/2024	2:00	2.7	45	10/09/2024	2:00	0.4	90	11/09/2024	2:00	0.9	135	12/09/2024	2:00	1.8	22.5
09/09/2024	3:00	2.2	67.5	10/09/2024	3:00	0.4	112.5	11/09/2024	3:00	0.9	135	12/09/2024	3:00	0.4	112.5
09/09/2024	4:00	1.3	112.5	10/09/2024	4:00	0.9	112.5	11/09/2028	4:00	0.9	112.5	12/09/2024	4:00	1.3	90
09/09/2024	5:00	1.8	157.5	10/09/2024	5:00	0.9	112.5	11/09/2024	5:00	0.9	135	12/09/2024	5:00	0.9	45
09/09/2024	6:00	0.9	315	10/09/2024	6:00	0.9	135	11/09/2024	6:00	0.9	90	12/09/2024	6:00	0.4	45
09/09/2024	7:00	0.4	292.5	10/09/2024	7:00	0.4	112.5	11/09/2024	7:00	1.3	112.5	12/09/2024	7:00	0.4	292.5
09/09/2024	8:00	0.9	135	10/09/2224	8:00	0.4	112.5	11/09/2024	8:00	1.3	112.5	12/09/2024	8:00	0.9	22.5
09/09/2024	9:00	0.9	45	10/09/2024	9:00	0.9	112.5	11/09/2024	9:00	0.9	112.5	12/09/2024	9:00	2.2	247.5
09/09/2024	10:00	1.3	202.5	10/09/2024	10:00	1.3	112.5	11/09/2024	10:00	1.8	112.5	12/09/2024	10:00	2.7	337.5
09/09/2024	11:00	0.9	135	10/09/2024	11:00	1.3	270	11/09/2026	11:00	1.8	112.5	12/09/2024	11:00	2.2	270
09/09/2024	12:00	0.9	112.5	10/09/2024	12:00	1.3	112.5	11/09/2024	12:00	1.3	112.5	12/09/2024	12:00	2.2	247.5
09/09/2024	13:00	0.9	45	10/09/2024	13:00	0.4	112.5	11/09/2024	13:00	1.8	112.5	12/09/2024	13:00	2.7	337.5
09/09/2024	14:00	1.8	135	10/09/2024	14:00	0.9	135	11/09/2024	14:00	0.9	135	12/09/2024	14:00	2.2	270
09/09/2024	15:00	2.7	180	10/09/2024	15:00	1.3	90	11/09/2024	15:00	1.8	112.5	12/09/2024	15:00	1.8	157.5
09/09/2024	16:00	2.7	112.5	10/09/2024	16:00	1.3	292.5	11/09/2024	16:00	1.3	112.5	12/09/2024	16:00	2.2	270
09/09/2024	17:00	2.2	135	10/09/2024	17:00	1.3	225	11/09/2024	17:00	0.9	90	12/09/2024	17:00	1.8	270
09/09/2024	18:00	1.3	112.5	10/09/2024	18:00	1.3	247.5	11/09/2024	18:00	0.9	90	12/09/2024	18:00	2.2	22.5
09/09/2024	19:00	1.8	112.5	10/09/2024	19:00	2.2	247.5	11/09/2024	19:00	1.3	112.5	12/09/2024	19:00	1.3	22.5
09/09/2024	20:00	0.9	135	10/09/2024	20:00	1.8	90	11/09/2024	20:00	0.4	90	12/09/2024	20:00	1.8	90
09/09/2024	21:00	1.3	135	10/09/2024	21:00	1.8	90	11/09/2024	21:00	0.9	112.5	12/09/2024	21:00	1.3	135
09/09/2024	22:00	1.8	135	10/09/2024	22:00	1.8	90	11/09/2024	22:00	0.4	90	12/09/2024	22:00	2.2	270
09/09/2024	23:00	1.8	112.5	10/09/2024	23:00	0.9	112.5	11/09/2024	23:00	1.3	135	12/09/2024	23:00	2.2	315

Mean Wind Speed and Wind Direction recorded by the weather station setup at the rooftop of Hong Kong Children's Hospital

Date	Time	Wind Speed (m/s)	Wind Direction	Date	Time	Wind Speed (m/s)	Wind Direction	Date	Time	Wind Speed (m/s)	Wind Direction	Date	Time	Wind Speed (m/s)	Wind Direction
13/09/2024	0:00	0.4	112.5	14/09/2024	0:00	1.3	135	15/09/2024	0:00	0.9	337.5	16/09/2024	0:00	0.9	112.5
13/09/2024	1:00	0.9	90	14/09/2024	1:00	1.8	337.5	15/09/2024	1:00	1.3	22.5	16/09/2024	1:00	1.3	112.5
13/09/2024	2:00	0.4	112.5	14/09/2024	2:00	1.8	22.5	15/09/2024	2:00	1.8	337.5	16/09/2024	2:00	1.3	112.5
13/09/2024	3:00	0.4	112.5	14/09/2024	3:00	2.7	315	15/09/2024	3:00	1.8	22.5	16/09/2024	3:00	0.4	112.5
13/09/2024	4:00	0.4	112.5	14/09/2024	4:00	2.7	90	15/09/2024	4:00	1.3	67.5	16/09/2024	4:00	1.3	112.5
13/09/2024	5:00	0.9	135	14/09/2024	5:00	2.2	90	15/09/2024	5:00	1.8	112.5	16/09/2024	5:00	1.3	112.5
13/09/2024	6:00	0.4	112.5	14/09/2024	6:00	2.7	315	15/09/2024	6:00	2.2	90	16/09/2024	6:00	1.8	112.5
13/09/2024	7:00	0.4	112.5	14/09/2024	7:00	1.8	112.5	15/09/2024	7:00	3.1	135	16/09/2024	7:00	0.9	112.5
13/09/2024	8:00	0.9	67.5	14/09/2024	8:00	1.8	135	15/09/2024	8:00	1.3	337.5	16/09/2024	8:00	1.3	112.5
13/09/2024	9:00	1.3	157.5	14/09/2024	9:00	1.3	202.5	15/09/2024	9:00	1.8	90	16/09/2024	9:00	1.3	90
13/09/2024	10:00	1.3	112.5	14/09/2024	10:00	1.8	135	15/09/2024	10:00	1.8	135	16/09/2024	10:00	1.8	270
13/09/2024	11:00	2.2	180	14/09/2024	11:00	1.3	202.5	15/09/2024	11:00	1.8	135	16/09/2024	11:00	1.8	135
13/09/2024	12:00	0.9	270	14/09/2024	12:00	1.3	135	15/09/2024	12:00	2.2	135	16/09/2024	12:00	2.2	135
13/09/2024	13:00	1.3	247.5	14/09/2024	13:00	1.3	135	15/09/2024	13:00	2.2	112.5	16/09/2024	13:00	2.2	112.5
13/09/2024	14:00	0.9	270	14/09/2024	14:00	1.3	135	15/09/2024	14:00	2.7	112.5	16/09/2024	14:00	0.4	247.5
13/09/2024	15:00	1.8	247.5	14/09/2024	15:00	1.3	112.5	15/09/2024	15:00	2.7	112.5	16/09/2024	15:00	0.4	202.5
13/09/2024	16:00	0.9	225	14/09/2024	16:00	1.3	112.5	15/09/2024	16:00	2.2	67.5	16/09/2024	16:00	0.4	112.5
13/09/2024	17:00	1.3	247.5	14/09/2024	17:00	1.8	135	15/09/2024	17:00	1.8	112.5	16/09/2024	17:00	0.4	135
13/09/2024	18:00	0.9	247.5	14/09/2024	18:00	2.2	112.5	15/09/2024	18:00	1.8	337.5	16/09/2024	18:00	0.4	112.5
13/09/2024	19:00	0.9	247.5	14/09/2024	19:00	2.7	67.5	15/09/2024	19:00	1.3	135	16/09/2024	19:00	0.4	112.5
13/09/2024	20:00	0.9	225	14/09/2024	20:00	1.8	90	15/09/2024	20:00	1.8	112.5	16/09/2024	20:00	0.4	90
13/09/2024	21:00	0.9	270	14/09/2024	21:00	1.3	135	15/09/2024	21:00	1.3	22.5	16/09/2024	21:00	0.4	90
13/09/2024	22:00	0.9	45	14/09/2024	22:00	1.3	45	15/09/2024	22:00	1.3	135	16/09/2024	22:00	0.4	112.5
13/09/2024	23:00	0.9	45	14/09/2024	23:00	2.2	90	15/09/2024	23:00	1.8	112.5	16/09/2024	23:00	0.9	112.5

Mean Wind Speed and Wind Direction recorded by the weather station setup at the rooftop of Hong Kong Children's Hospital

Date	Time	Wind Speed (m/s)	Wind Direction	Date	Time	Wind Speed (m/s)	Wind Direction	Date	Time	Wind Speed (m/s)	Wind Direction	Date	Time	Wind Speed (m/s)	Wind Direction
17/09/2024	0:00	0.9	90	18/09/2024	0:00	1.3	270	19/09/2024	0:00	0.9	247.5	20/09/2024	0:00	0.4	315
17/09/2024	1:00	0.9	90	18/09/2024	1:00	1.3	270	19/09/2024	1:00	0.4	225	20/09/2024	1:00	0.9	202.5
17/09/2024	2:00	0.4	112.5	18/09/2024	2:00	0.9	135	19/09/2024	2:00	1.8	247.5	20/09/2024	2:00	0.4	247.5
17/09/2024	3:00	0.9	202.5	18/09/2024	3:00	1.3	180	19/09/2024	3:00	1.3	225	20/09/2024	3:00	0.9	202.5
17/09/2024	4:00	0.4	45	18/09/2024	4:00	1.3	270	19/09/2024	4:00	1.3	247.5	20/09/2024	4:00	1.8	270
17/09/2024	5:00	0.4	45	18/09/2024	5:00	0.9	22.5	19/09/2024	5:00	1.3	270	20/09/2024	5:00	1.8	67.5
17/09/2024	6:00	0.4	90	18/09/2024	6:00	1.3	22.5	19/09/2024	6:00	1.3	270	20/09/2024	6:00	1.3	270
17/09/2024	7:00	0.4	112.5	18/09/2024	7:00	1.3	292.5	19/09/2024	7:00	1.8	247.5	20/09/2024	7:00	1.3	135
17/09/2024	8:00	0.4	112.5	18/09/2024	8:00	1.8	22.5	19/09/2024	8:00	1.3	270	20/09/2024	8:00	0.9	135
17/09/2024	9:00	0.9	22.5	18/09/2024	9:00	1.8	0	19/09/2024	9:00	2.7	247.5	20/09/2024	9:00	0.9	112.5
17/09/2024	10:00	0.9	337.5	18/09/2024	10:00	1.3	270	19/09/2024	10:00	1.8	247.5	20/09/2024	10:00	0.4	90
17/09/2024	11:00	0.4	337.5	18/09/2024	11:00	2.2	292.5	19/09/2024	11:00	2.7	247.5	20/09/2024	11:00	0.9	112.5
17/09/2024	12:00	0.4	337.5	18/09/2024	12:00	2.2	247.5	19/09/2024	12:00	2.2	270	20/09/2024	12:00	1.3	90
17/09/2024	13:00	1.3	337.5	18/09/2024	13:00	1.8	337.5	19/09/2024	13:00	0.9	135	20/09/2024	13:00	0.9	135
17/09/2024	14:00	0.9	45	18/09/2024	14:00	1.8	202.5	19/09/2024	14:00	1.3	90	20/09/2024	14:00	1.8	135
17/09/2024	15:00	0.9	292.5	18/09/2024	15:00	2.2	337.5	19/09/2024	15:00	1.3	135	20/09/2024	15:00	1.3	112.5
17/09/2024	16:00	0.4	337.5	18/09/2024	16:00	0.9	247.5	19/09/2024	16:00	0.4	112.5	20/09/2024	16:00	1.3	112.5
17/09/2024	17:00	0.4	22.5	18/09/2024	17:00	0.9	157.5	19/09/2024	17:00	0.4	157.5	20/09/2024	17:00	1.3	112.5
17/09/2024	18:00	0.4	45	18/09/2024	18:00	0.4	112.5	19/09/2024	18:00	0.4	202.5	20/09/2024	18:00	0.9	90
17/09/2024	19:00	0.4	45	18/09/2024	19:00	0.9	157.5	19/09/2024	19:00	0.4	112.5	20/09/2024	19:00	1.3	112.5
17/09/2024	20:00	0.4	315	18/09/2024	20:00	1.3	157.5	19/09/2024	20:00	0.4	247.5	20/09/2024	20:00	0.4	112.5
17/09/2024	21:00	0.9	202.5	18/09/2024	21:00	0.9	247.5	19/09/2024	21:00	0.4	270	20/09/2024	21:00	0.4	90
17/09/2024	22:00	0.4	247.5	18/09/2024	22:00	0.4	112.5	19/09/2024	22:00	0.4	247.5	20/09/2024	22:00	0.9	135
17/09/2024	23:00	0.9	202.5	18/09/2024	23:00	0.9	112.5	19/09/2024	23:00	0.4	247.5	20/09/2024	23:00	0.9	90

Mean Wind Speed and Wind Direction recorded by the weather station setup at the rooftop of Hong Kong Children's Hospital

Date	Time	Wind Speed (m/s)	Wind Direction	Date	Time	Wind Speed (m/s)	Wind Direction	Date	Time	Wind Speed (m/s)	Wind Direction	Date	Time	Wind Speed (m/s)	Wind Direction
21/09/2024	0:00	0.4	135	22/09/2024	0:00	0.4	90	23/09/2024	0:00	2.2	270	24/09/2024	0:00	0.4	90
21/09/2024	1:00	2.2	112.5	22/09/2024	1:00	0.4	22.5	23/09/2024	1:00	2.7	270	24/09/2024	1:00	1.3	135
21/09/2024	2:00	3.1	135	22/09/2024	2:00	0.9	90	23/09/2024	2:00	1.8	247.5	24/09/2024	2:00	3.1	270
21/09/2024	3:00	2.7	135	22/09/2024	3:00	0.9	67.5	23/09/2024	3:00	1.3	247.5	24/09/2024	3:00	1.8	270
21/09/2024	4:00	2.2	112.5	22/09/2024	4:00	0.4	112.5	23/09/2024	4:00	1.3	247.5	24/09/2024	4:00	2.2	112.5
21/09/2024	5:00	2.2	157.5	22/09/2024	5:00	0.4	90	23/09/2024	5:00	1.3	247.5	24/09/2024	5:00	2.2	270
21/09/2024	6:00	1.8	135	22/09/2024	6:00	0.9	112.5	23/09/2024	6:00	1.3	247.5	24/09/2024	6:00	1.8	270
21/09/2024	7:00	2.2	112.5	22/09/2024	7:00	0.9	90	23/09/2024	7:00	1.8	247.5	24/09/2024	7:00	1.8	337.5
21/09/2024	8:00	1.3	292.5	22/09/2024	8:00	1.3	112.5	23/09/2024	8:00	1.8	337.5	24/09/2024	8:00	1.8	337.5
21/09/2024	9:00	2.2	112.5	22/09/2024	9:00	1.3	67.5	23/09/2024	9:00	1.8	45	24/09/2024	9:00	1.8	225
21/09/2024	10:00	2.7	135	22/09/2024	10:00	1.3	112.5	23/09/2024	10:00	1.3	112.5	24/09/2024	10:00	1.8	22.5
21/09/2024	11:00	3.1	112.5	22/09/2024	11:00	0.9	67.5	23/09/2024	11:00	1.3	157.5	24/09/2024	11:00	1.8	337.5
21/09/2024	12:00	2.7	135	22/09/2024	12:00	1.3	67.5	23/09/2024	12:00	0.9	90	24/09/2024	12:00	1.8	22.5
21/09/2024	13:00	3.1	90	22/09/2024	13:00	2.7	45	23/09/2024	13:00	0.9	135	24/09/2024	13:00	2.7	315
21/09/2024	14:00	3.1	315	22/09/2024	14:00	2.2	45	23/09/2024	14:00	1.8	45	24/09/2024	14:00	2.7	247.5
21/09/2024	15:00	4.5	90	22/09/2024	15:00	2.7	45	23/09/2024	15:00	1.3	135	24/09/2024	15:00	2.2	247.5
21/09/2024	16:00	4	67.5	22/09/2024	16:00	3.1	90	23/09/2024	16:00	1.8	112.5	24/09/2024	16:00	2.7	247.5
21/09/2024	17:00	3.1	112.5	22/09/2024	17:00	3.1	90	23/09/2024	17:00	1.8	112.5	24/09/2024	17:00	1.8	202.5
21/09/2024	18:00	4	112.5	22/09/2024	18:00	2.7	112.5	23/09/2024	18:00	0.9	67.5	24/09/2024	18:00	1.8	270
21/09/2024	19:00	4	337.5	22/09/2024	19:00	2.2	45	23/09/2024	19:00	1.3	67.5	24/09/2024	19:00	1.3	270
21/09/2024	20:00	3.6	67.5	22/09/2024	20:00	3.1	90	23/09/2024	20:00	0.9	90	24/09/2024	20:00	1.8	202.5
21/09/2024	21:00	3.1	315	22/09/2024	21:00	2.7	67.5	23/09/2024	21:00	0.9	90	24/09/2024	21:00	0.9	270
21/09/2024	22:00	1.3	22.5	22/09/2024	22:00	1.3	337.5	23/09/2024	22:00	0.9	67.5	24/09/2024	22:00	1.3	157.5
21/09/2024	23:00	2.2	112.5	22/09/2024	23:00	1.3	90	23/09/2024	23:00	1.8	90	24/09/2024	23:00	2.2	135

Mean Wind Speed and Wind Direction recorded by the weather station setup at the rooftop of Hong Kong Children's Hospital

Date	Time	Wind Speed (m/s)	Wind Direction	Date	Time	Wind Speed (m/s)	Wind Direction	Date	Time	Wind Speed (m/s)	Wind Direction	Date	Time	Wind Speed (m/s)	Wind Direction
25/09/2024	0:00	1.8	135	26/09/2024	0:00	0.4	315	27/09/2024	0:00	0.4	247.5	28/09/2024	0:00	0.4	135
25/09/2024	1:00	4.9	22.5	26/09/2024	1:00	0.4	112.5	27/09/2024	1:00	0.4	157.5	28/09/2024	1:00	0.4	112.5
25/09/2024	2:00	2.2	337.5	26/09/2024	2:00	0.4	157.5	27/09/2024	2:00	0.9	202.5	28/09/2024	2:00	0.4	135
25/09/2024	3:00	3.1	22.5	26/09/2024	3:00	0.4	202.5	27/09/2024	3:00	0.4	225	28/09/2024	3:00	0.9	135
25/09/2024	4:00	2.7	67.5	26/09/2024	4:00	0.4	112.5	27/09/2024	4:00	0.4	225	28/09/2024	4:00	0.4	112.5
25/09/2024	5:00	2.2	112.5	26/09/2024	5:00	0.4	247.5	27/09/2024	5:00	0.4	225	28/09/2024	5:00	0.4	157.5
25/09/2024	6:00	0.4	90	26/09/2024	6:00	0.4	270	27/09/2024	6:00	0.4	225	28/09/2024	6:00	0.4	135
25/09/2024	7:00	0.4	135	26/09/2024	7:00	0.4	247.5	27/09/2024	7:00	0.9	270	28/09/2024	7:00	0.4	112.5
25/09/2024	8:00	0.9	337.5	26/09/2024	8:00	0.4	247.5	27/09/2024	8:00	0.9	157.5	28/09/2024	8:00	0.9	292.5
25/09/2024	9:00	0.4	90	26/09/2024	9:00	0.4	247.5	27/09/2024	9:00	0.9	135	28/09/2024	9:00	0.4	45
25/09/2024	10:00	0.9	112.5	26/09/2024	10:00	0.4	67.5	27/09/2024	10:00	1.3	112.5	28/09/2024	10:00	1.3	67.5
25/09/2024	11:00	1.3	247.5	26/09/2024	11:00	0.4	112.5	27/09/2024	11:00	1.3	112.5	28/09/2024	11:00	0.9	112.5
25/09/2024	12:00	0.9	337.5	26/09/2024	12:00	0.4	135	27/09/2024	12:00	0.9	135	28/09/2024	12:00	1.8	135
25/09/2024	13:00	1.3	270	26/09/2024	13:00	0.4	157.5	27/09/2024	13:00	0.4	157.5	28/09/2024	13:00	1.3	90
25/09/2024	14:00	1.8	157.5	26/09/2024	14:00	0.4	157.5	27/09/2024	14:00	0.4	157.5	28/09/2024	14:00	1.3	337.5
25/09/2024	15:00	2.2	270	26/09/2024	15:00	0.4	202.5	27/09/2024	15:00	0.4	135	28/09/2024	15:00	1.3	90
25/09/2024	16:00	1.8	270	26/09/2024	16:00	1.3	225	27/09/2024	16:00	0.9	112.5	28/09/2024	16:00	1.3	22.5
25/09/2024	17:00	0.4	270	26/09/2024	17:00	1.3	247.5	27/09/2024	17:00	0.4	112.5	28/09/2024	17:00	0.4	67.5
25/09/2024	18:00	0.4	247.5	26/09/2024	18:00	0.9	135	27/09/2024	18:00	0.4	135	28/09/2024	18:00	0.9	112.5
25/09/2024	19:00	0.4	247.5	26/09/2024	19:00	0.9	112.5	27/09/2024	19:00	0.9	180	28/09/2024	19:00	0.9	112.5
25/09/2024	20:00	0.4	270	26/09/2024	20:00	1.3	22.5	27/09/2024	20:00	0.4	247.5	28/09/2024	20:00	1.3	112.5
25/09/2024	21:00	0.9	270	26/09/2024	21:00	1.3	135	27/09/2024	21:00	0.4	270	28/09/2024	21:00	0.9	45
25/09/2024	22:00	1.3	45	26/09/2024	22:00	2.2	90	27/09/2024	22:00	0.4	270	28/09/2024	22:00	0.4	67.5
25/09/2024	23:00	0.9	112.5	26/09/2024	23:00	1.8	112.5	27/09/2024	23:00	0.4	247.5	28/09/2024	23:00	0.4	67.5

Mean Wind Speed and Wind Direction recorded by the weather station setup at the rooftop of Hong Kong Children's Hospital

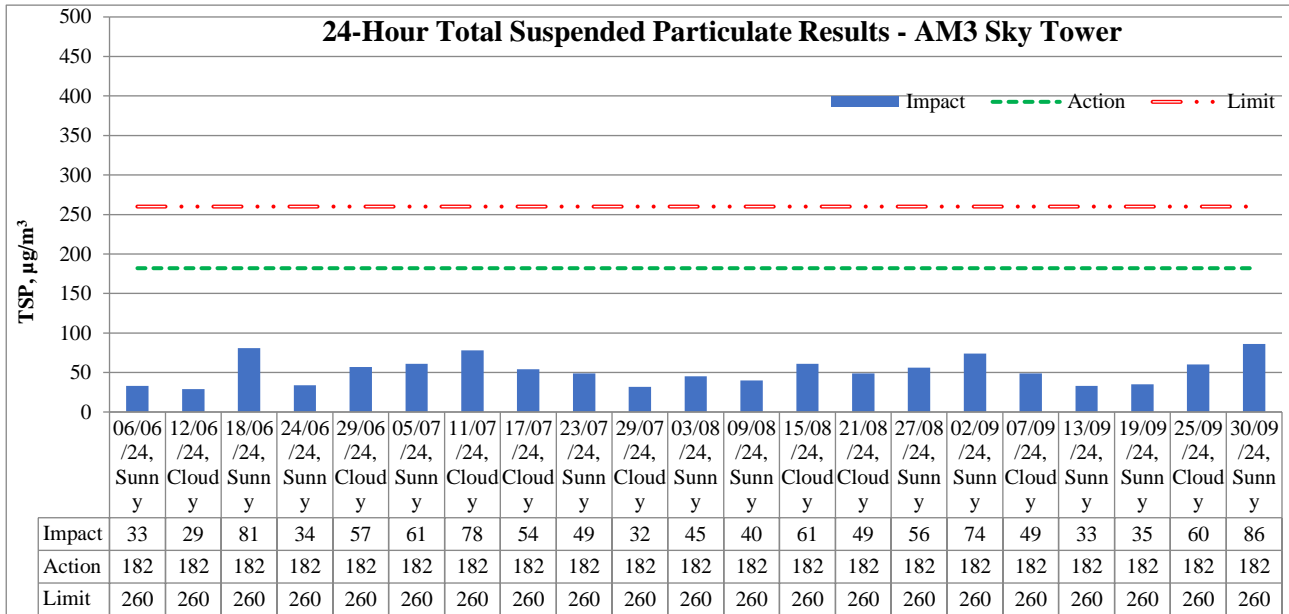
Date	Time	Wind Speed (m/s)	Wind Direction	Date	Time	Wind Speed (m/s)	Wind Direction	Date	Time	Wind Speed (m/s)	Wind Direction	Date	Time	Wind Speed (m/s)	Wind Direction
29/09/2024	0:00	1.3	135	30/09/2024	0:00	0.9	135								
29/09/2024	1:00	0.9	292.5	30/09/2024	1:00	0.4	135								
29/09/2024	2:00	1.3	247.5	30/09/2024	2:00	0.9	112.5								
29/09/2024	3:00	0.9	247.5	30/09/2024	3:00	1.3	67.5								
29/09/2024	4:00	1.3	292.5	30/09/2024	4:00	0.9	90								
29/09/2024	5:00	1.3	112.5	30/09/2024	5:00	0.9	135								
29/09/2024	6:00	1.3	67.5	30/09/2024	6:00	0.9	45								
29/09/2024	7:00	1.3	45	30/09/2024	7:00	1.8	90								
29/09/2024	8:00	1.8	112.5	30/09/2024	8:00	1.8	112.5								
29/09/2024	9:00	1.8	45	30/09/2024	9:00	1.8	90								
29/09/2024	10:00	1.3	22.5	30/09/2024	10:00	1.3	45								
29/09/2024	11:00	2.2	45	30/09/2024	11:00	1.8	22.5								
29/09/2024	12:00	1.8	135	30/09/2024	12:00	1.8	67.5								
29/09/2024	13:00	1.3	90	30/09/2024	13:00	1.3	112.5								
29/09/2024	14:00	1.3	67.5	30/09/2024	14:00	2.2	22.5								
29/09/2024	15:00	1.3	90	30/09/2024	15:00	1.3	90								
29/09/2024	16:00	1.3	22.5	30/09/2024	16:00	0.9	22.5								
29/09/2024	17:00	1.3	90	30/09/2024	17:00	1.3	22.5								
29/09/2024	18:00	1.8	45	30/09/2024	18:00	0.9	22.5								
29/09/2024	19:00	1.8	90	30/09/2024	19:00	0.9	315								
29/09/2024	20:00	0.9	90	30/09/2024	20:00	1.3	315								
29/09/2024	21:00	1.3	112.5	30/09/2024	21:00	0.9	315								
29/09/2024	22:00	0.9	202.5	30/09/2024	22:00	0.9	247.5								
29/09/2024	23:00	1.3	45	30/09/2024	23:00	1.8	247.5								

**Appendix E – Monitoring data and graphical plots**

## 24-hour average TSP

Air Monitoring Station		AM3 – Sky Tower	AM4(A) – The Hong Kong Society for the Blind’s Factory cum Sheltered Workshop*	AM7 – Hong Kong Children’s Hospital
Start Date	Weather	24-hr Average TSP Concentration, $\mu\text{g}/\text{m}^3$	24-hr Average TSP Concentration, $\mu\text{g}/\text{m}^3$	24-hr Average TSP Concentration, $\mu\text{g}/\text{m}^3$
06/06/2024	Sunny	33	/	25
12/06/2024	Cloudy	29	/	36
18/06/2024	Sunny	81	/	86
24/06/2024	Sunny	34	/	26
29/06/2024	Cloudy	57	/	66
05/07/2024	Sunny	61	/	32
11/07/2024	Cloudy	78	/	40
17/07/2024	Cloudy	54	/	62
23/07/2024	Sunny	49	/	51
29/07/2024	Cloudy	32	/	24
03/08/2024	Sunny	45	/	41
09/08/2024	Sunny	40	/	58
15/08/2024	Cloudy	61	/	63
21/08/2024	Cloudy	49	/	56
27/08/2024	Sunny	56	/	58
02/09/2024	Sunny	74	/	60
07/09/2024	Cloudy	49	/	27
13/09/2024	Sunny	33	/	53
19/09/2024	Sunny	35	/	44
25/09/2024	Cloudy	60	/	36
30/09/2024	Sunny	86	/	65

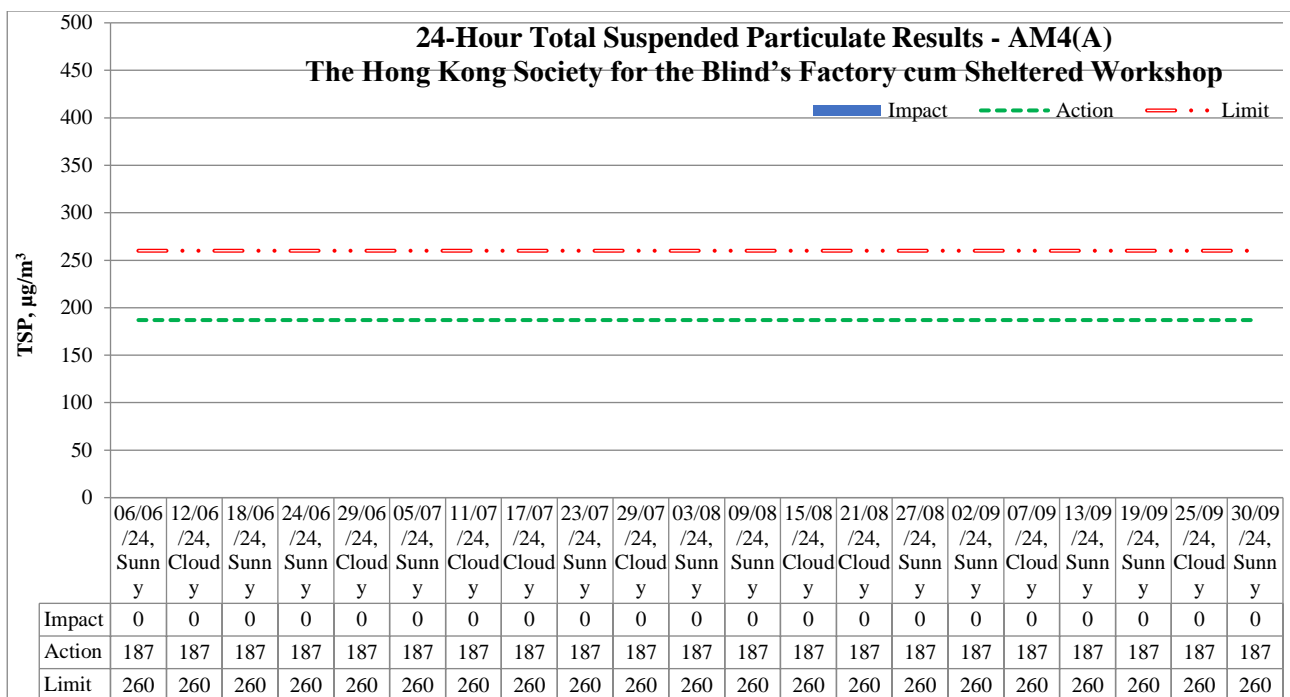
NOTE: \* Due to the relocation of The Hong Kong Society for the Blind’s Factory cum Sheltered Workshop (AM4(A)), the premises owner rejected ET to conduct impact monitoring since 1 Sept 2022. No 24-hour TSP monitoring was conducted at AM4(A) because of the assess limitation in September 2022.



Major Construction Activities	Reporting Period			
	Jun 2024	Jul 2024	Aug 2024	Sep 2024
Remedial works in Cell of DCS Intake Box Culvert	✓			
Granolithic finish work of Harbour Steps	✓			
Construction of draw pit and pipe ducting at Open Space and Promenade	✓			
Installation of drainage near Pumping Station	✓			
Finishing work in Pumping Station	✓			
Construction of U-channel and footing of Rain Shelter and Feature Shelter at Elevated Landscape Deck	✓			
Installation of steel roof structure at Observation Deck	✓			
Construction of thrust block, wash-out chamber, manhole for drainage works & draw pit for cable works.	✓			
Installation of internal partition of Temporary Management Office	✓			
Installation of internal partition of Toilet cum and Changing Room	✓			
Installation of steel roof structure at Observation Deck		✓		
Granolithic finishing works of Harbour Steps		✓		
Construction of thrust block, wash-out chamber, manhole for drainage works & draw pit for cable works		✓		
Flow rate test of DCS Intake Box Culvert		✓		
Construction of Event Deck no. 2		✓		
Installation of internal partition of Temporary Management Office		✓		
Installation of steel roof structure & internal partition of Toilet cum and Changing Room		✓		
Installation of drainage near Pumping Stations		✓		
Finishing work in Pumping Stations		✓		
Erection of cladding of Feature Shelter, planter kerb at Elevated Landscape Deck		✓		
Construction of pillar box and laying cable ducting by UU at LT-2			✓	
Installation of lift cart and E&M works for Lift LT-4			✓	
Junction realignment and modification works at Shing Kai Road			✓	
Laying of stormwater drainage pipes/ sewer pipes/ water mains			✓	
Waterproof work for Box Culvert under section 8 (confined space)			✓	✓
Construction of Seawater Intake Box Culvert			✓	
Construction of Pumping Stations			✓	✓
Construction of Harbour Steps and Outfalls			✓	
Construction of Observation Deck			✓	
Construction of Toilet Cum Changing Room			✓	

Major Construction Activities	Reporting Period			
	Jun 2024	Jul 2024	Aug 2024	Sep 2024
Underground services (e.g. watermains, storm drain, sewer laying works)				✓
Road works and utilities works at Road D3 (MPS) and Road L12d				✓
Outstanding works and rectification works along Road D3 (MPS)				✓
Backfilling at Elevated Landscape Deck				✓
Construction of Toilet cum Changing Room; Construction of Outfall and Harbour Steps				✓
Construction of inspection shaft for Seawater Intake Box Culvert				✓
Installation of lift cart and E&M works for Lift LT-1 & LT-2				✓
Testing & commissioning for Lift LT-4				✓

Factors might affect the monitoring results	Reporting Period			
	Jun 2024	Jul 2024	Aug 2024	Sep 2024
Non-project related construction activities in the adjacent construction sites were observed.	✓	✓	✓	✓

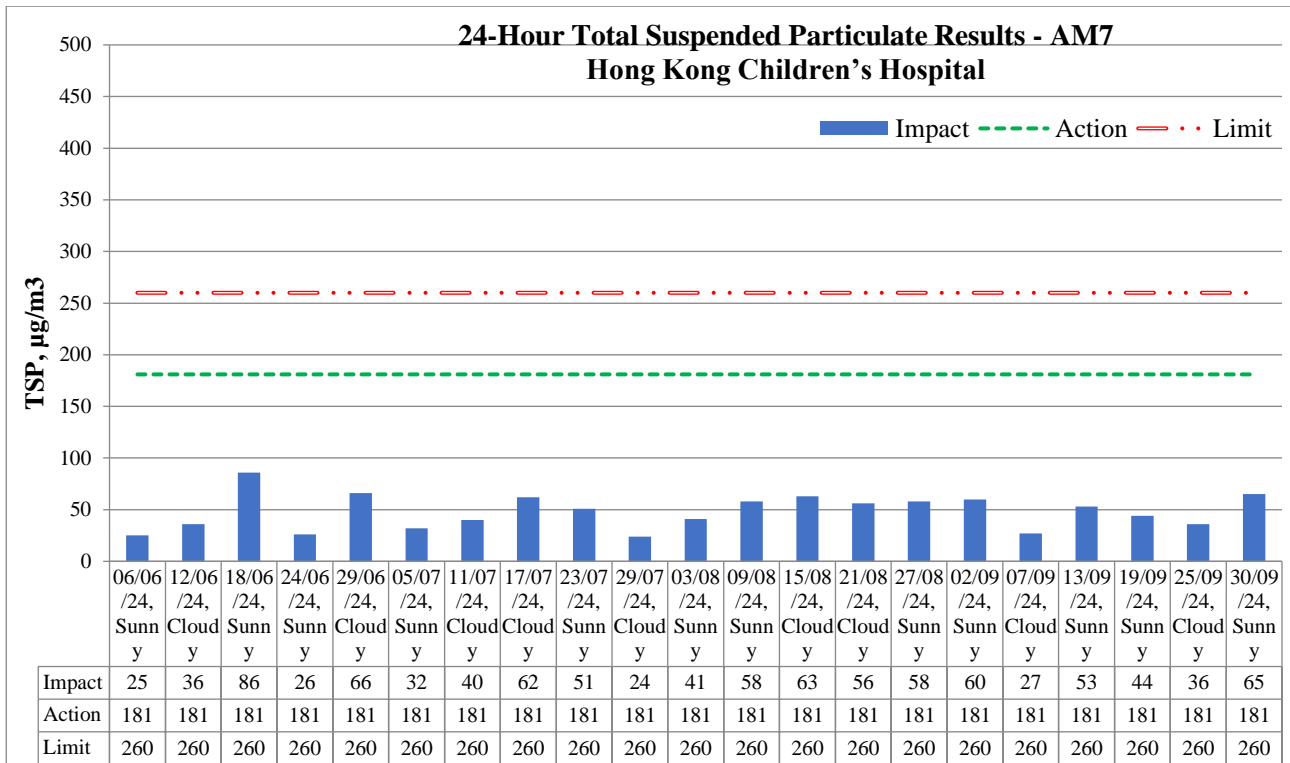


NOTE: \*Due to the relocation of The Hong Kong Society for the Blind's Factory cum Sheltered Workshop (AM4(A)), the premises owner rejected ET to conduct impact monitoring since 1 Sept 2022. No 24-hour TSP monitoring was conducted at AM4(A) because of the assess limitation in September 2022.

Major Construction Activities	Reporting Period			
	Jun 2024	Jul 2024	Aug 2024	Sep 2024
Remedial works in Cell of DCS Intake Box Culvert	✓			
Granolithic finish work of Harbour Steps	✓			
Construction of draw pit and pipe ducting at Open Space and Promenade	✓			
Installation of drainage near Pumping Station	✓			
Finishing work in Pumping Station	✓			
Construction of U-channel and footing of Rain Shelter and Feature Shelter at Elevated Landscape Deck	✓			
Installation of steel roof structure at Observation Deck	✓			
Construction of thrust block, wash-out chamber, manhole for drainage works &	✓			

Major Construction Activities	Reporting Period			
	Jun 2024	Jul 2024	Aug 2024	Sep 2024
draw pit for cable works.				
Installation of internal partition of Temporary Management Office	✓			
Installation of internal partition of Toilet cum and Changing Room	✓			
Installation of steel roof structure at Observation Deck		✓		
Granolithic finishing works of Harbour Steps		✓		
Construction of thrust block, wash-out chamber, manhole for drainage works & draw pit for cable works		✓		
Flow rate test of DCS Intake Box Culvert		✓		
Construction of Event Deck no. 2		✓		
Installation of internal partition of Temporary Management Office		✓		
Installation of steel roof structure & internal partition of Toilet cum and Changing Room		✓		
Installation of drainage near Pumping Stations		✓		
Finishing work in Pumping Stations		✓		
Erection of cladding of Feature Shelter, planter kerb at Elevated Landscape Deck		✓		
Construction of pillar box and laying cable ducting by UU at LT-2			✓	
Installation of lift cart and E&M works for Lift LT-4			✓	
Junction realignment and modification works at Shing Kai Road			✓	
Laying of stormwater drainage pipes/ sewer pipes/ watermains			✓	
Waterproof work for Box Culvert under section 8 (confined space)			✓	✓
Construction of Seawater Intake Box Culvert			✓	
Construction of Pumping Stations			✓	✓
Construction of Harbour Steps and Outfalls			✓	
Construction of Observation Deck			✓	
Construction of Toilet Cum Changing Room			✓	
Underground services (e.g. watermains, storm drain, sewer laying works)				✓
Road works and utilities works at Road D3 (MPS) and Road L12d				✓
Outstanding works and rectification works along Road D3 (MPS)				✓
Backfilling at Elevated Landscape Deck				✓
Construction of Toilet cum Changing Room; Construction of Outfall and Harbour Steps				✓
Construction of inspection shaft for Seawater Intake Box Culvert				✓
Installation of lift cart and E&M works for Lift LT-1 & LT-2				✓
Testing & commissioning for Lift LT-4				✓

Factors might affect the monitoring results	Reporting Period			
	Jun 2024	Jul 2024	Aug 2024	Sep 2024
Non-project related construction activities in the adjacent construction sites were observed.	✓	✓	✓	✓



Major Construction Activities	Reporting Period			
	Jun 2024	Jul 2024	Aug 2024	Sep 2024
Remedial works in Cell of DCS Intake Box Culvert	✓			
Granolithic finish work of Harbour Steps	✓			
Construction of draw pit and pipe ducting at Open Space and Promenade	✓			
Installation of drainage near Pumping Station	✓			
Finishing work in Pumping Station	✓			
Construction of U-channel and footing of Rain Shelter and Feature Shelter at Elevated Landscape Deck	✓			
Installation of steel roof structure at Observation Deck	✓			
Construction of thrust block, wash-out chamber, manhole for drainage works & draw pit for cable works.	✓			
Installation of internal partition of Temporary Management Office	✓			
Installation of internal partition of Toilet cum and Changing Room	✓			
Installation of steel roof structure at Observation Deck		✓		
Granolithic finishing works of Harbour Steps		✓		
Construction of thrust block, wash-out chamber, manhole for drainage works & draw pit for cable works		✓		
Flow rate test of DCS Intake Box Culvert		✓		
Construction of Event Deck no. 2		✓		
Installation of internal partition of Temporary Management Office		✓		
Installation of steel roof structure & internal partition of Toilet cum and Changing Room		✓		
Installation of drainage near Pumping Stations		✓		
Finishing work in Pumping Stations		✓		
Erection of cladding of Feature Shelter, planter kerb at Elevated Landscape Deck		✓		
Construction of pillar box and laying cable ducting by UU at LT-2			✓	
Installation of lift cart and E&M works for Lift LT-4			✓	
Junction realignment and modification works at Shing Kai Road			✓	
Laying of stormwater drainage pipes/ sewer pipes/ watermains			✓	
Waterproof work for Box Culvert under section 8 (confined space)			✓	✓

Major Construction Activities	Reporting Period			
	Jun 2024	Jul 2024	Aug 2024	Sep 2024
Construction of Seawater Intake Box Culvert			✓	
Construction of Pumping Stations			✓	✓
Construction of Harbour Steps and Outfalls			✓	
Construction of Observation Deck			✓	
Construction of Toilet Cum Changing Room			✓	
Underground services (e.g. watermains, storm drain, sewer laying works)				✓
Road works and utilities works at Road D3 (MPS) and Road L12d				✓
Outstanding works and rectification works along Road D3 (MPS)				✓
Backfilling at Elevated Landscape Deck				✓
Construction of Toilet cum Changing Room; Construction of Outfall and Harbour Steps				✓
Construction of inspection shaft for Seawater Intake Box Culvert				✓
Installation of lift cart and E&M works for Lift LT-1 & LT-2				✓
Testing & commissioning for Lift LT-4				✓

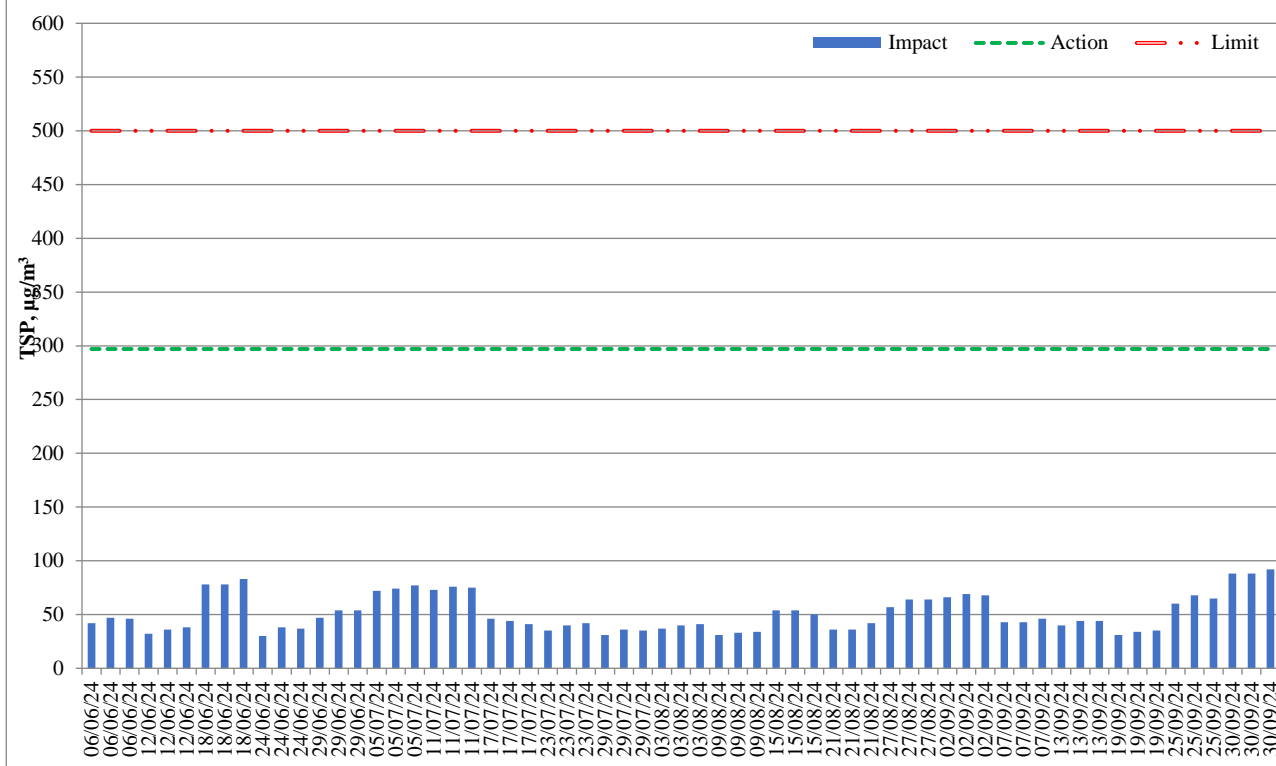
Factors might affect the monitoring results	Reporting Period			
	Jun 2024	Jul 2024	Aug 2024	Sep 2024
Non-project related construction activities in the adjacent construction sites were observed.	✓	✓	✓	✓

### 1-hour average TSP

Air Monitoring Station				AM3 – Sky Tower	
Date	Measurement Period			Weather	1-hr Average TSP Concentration, $\mu\text{g}/\text{m}^3$
06/06/2024	9:00	-	10:00	Sunny	42
06/06/2024	10:00	-	11:00		47
06/06/2024	11:00	-	12:00		46
12/06/2024	13:00	-	14:00	Cloudy	32
12/06/2024	14:00	-	15:00		36
12/06/2024	15:00	-	16:00		38
18/06/2024	13:00	-	14:00	Sunny	78
18/06/2024	14:00	-	15:00		78
18/06/2024	15:00	-	16:00		83
24/06/2024	9:00	-	10:00	Sunny	30
24/06/2024	10:00	-	11:00		38
24/06/2024	11:00	-	12:00		37
29/06/2024	13:00	-	14:00	Cloudy	47
29/06/2024	14:00	-	15:00		54
29/06/2024	15:00	-	16:00		54
05/07/2024	9:00	-	10:00	Sunny	72
05/07/2024	10:00	-	11:00		74
05/07/2024	11:00	-	12:00		77
11/07/2024	13:00	-	14:00	Cloudy	73
11/07/2024	14:00	-	15:00		76
11/07/2024	15:00	-	16:00		75
17/07/2024	9:00	-	10:00	Cloudy	46
17/07/2024	10:00	-	11:00		44
17/07/2024	11:00	-	12:00		41
23/07/2024	9:00	-	10:00		35

23/07/2024	10:00	-	11:00	Sunny	40
23/07/2024	11:00	-	12:00		42
29/07/2024	13:00	-	14:00	Cloudy	31
29/07/2024	14:00	-	15:00		36
29/07/2024	15:00	-	16:00		35
03/08/2024	9:00	-	10:00	Sunny	37
03/08/2024	10:00	-	11:00		40
03/08/2024	11:00	-	12:00		41
09/08/2024	13:00	-	14:00	Sunny	31
09/08/2024	14:00	-	15:00		33
09/08/2024	15:00	-	16:00		34
15/08/2024	9:00	-	10:00	Cloudy	54
15/08/2024	10:00	-	11:00		54
15/08/2024	11:00	-	12:00		50
21/08/2024	13:00	-	14:00	Cloudy	36
21/08/2024	14:00	-	15:00		36
21/08/2024	15:00	-	16:00		42
27/08/2024	9:00	-	10:00	Sunny	57
27/08/2024	10:00	-	11:00		64
27/08/2024	11:00	-	12:00		64
02/09/2024	9:00	-	10:00	Sunny	66
02/09/2024	10:00	-	11:00		69
02/09/2024	11:00	-	12:00		68
07/09/2024	13:00	-	14:00	Cloudy	43
07/09/2024	14:00	-	15:00		43
07/09/2024	15:00	-	16:00		46
13/09/2024	13:00	-	14:00	Sunny	40
13/09/2024	14:00	-	15:00		44
13/09/2024	15:00	-	16:00		44
19/09/2024	9:00	-	10:00	Sunny	31
19/09/2024	10:00	-	11:00		34
19/09/2024	11:00	-	12:00		35
25/09/2024	13:00	-	14:00	Cloudy	60
25/09/2024	14:00	-	15:00		68
25/09/2024	15:00	-	16:00		65
30/09/2024	9:00	-	10:00	Sunny	88
30/09/2024	10:00	-	11:00		88
30/09/2024	11:00	-	12:00		92

### 1-Hour Total Suspended Particulate Results - AM3 Sky Tower



Major Construction Activities	Reporting Period			
	Jun 2024	Jul 2024	Aug 2024	Sep 2024
Remedial works in Cell of DCS Intake Box Culvert	✓			
Granolithic finish work of Harbour Steps	✓			
Construction of draw pit and pipe ducting at Open Space and Promenade	✓			
Installation of drainage near Pumping Station	✓			
Finishing work in Pumping Station	✓			
Construction of U-channel and footing of Rain Shelter and Feature Shelter at Elevated Landscape Deck	✓			
Installation of steel roof structure at Observation Deck	✓			
Construction of thrust block, wash-out chamber, manhole for drainage works & draw pit for cable works.	✓			
Installation of internal partition of Temporary Management Office	✓			
Installation of internal partition of Toilet cum and Changing Room	✓			
Installation of steel roof structure at Observation Deck		✓		
Granolithic finishing works of Harbour Steps		✓		
Construction of thrust block, wash-out chamber, manhole for drainage works & draw pit for cable works		✓		
Flow rate test of DCS Intake Box Culvert		✓		
Construction of Event Deck no. 2		✓		
Installation of internal partition of Temporary Management Office		✓		
Installation of steel roof structure & internal partition of Toilet cum and Changing Room		✓		
Installation of drainage near Pumping Stations		✓		
Finishing work in Pumping Stations		✓		
Erection of cladding of Feature Shelter, planter kerb at Elevated Landscape Deck		✓		
Construction of pillar box and laying cable ducting by UU at LT-2			✓	
Installation of lift cart and E&M works for Lift LT-4			✓	
Junction realignment and modification works at Shing Kai Road			✓	

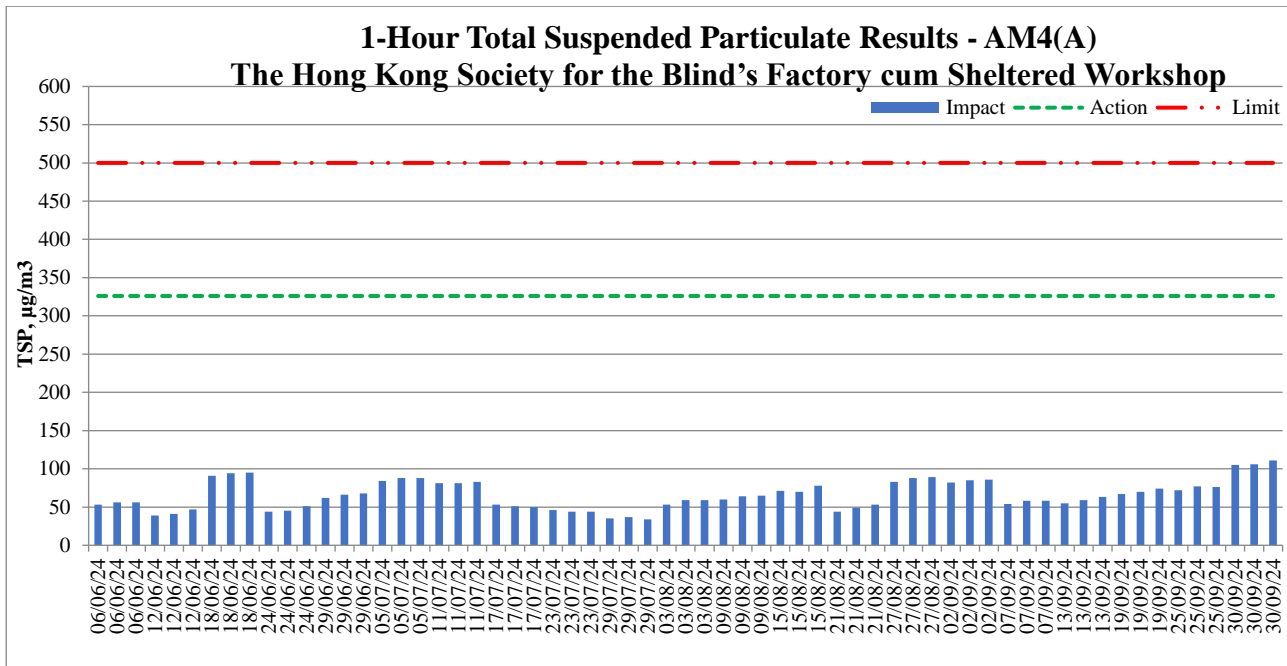
Major Construction Activities	Reporting Period			
	Jun 2024	Jul 2024	Aug 2024	Sep 2024
Laying of stormwater drainage pipes/ sewer pipes/ watermains			✓	
Waterproof work for Box Culvert under section 8 (confined space)			✓	✓
Construction of Seawater Intake Box Culvert			✓	
Construction of Pumping Stations			✓	✓
Construction of Harbour Steps and Outfalls			✓	
Construction of Observation Deck			✓	
Construction of Toilet Cum Changing Room			✓	
Underground services (e.g. watermains, storm drain, sewer laying works)				✓
Road works and utilities works at Road D3 (MPS) and Road L12d				✓
Outstanding works and rectification works along Road D3 (MPS)				✓
Backfilling at Elevated Landscape Deck				✓
Construction of Toilet cum Changing Room; Construction of Outfall and Harbour Steps				✓
Construction of inspection shaft for Seawater Intake Box Culvert				✓
Installation of lift cart and E&M works for Lift LT-1 & LT-2				✓
Testing & commissioning for Lift LT-4				✓

Factors might affect the monitoring results	Reporting Period			
	Jun 2024	Jul 2024	Aug 2024	Sep 2024
Non-project related construction activities in the adjacent construction sites were observed.	✓	✓	✓	✓

Air Monitoring Station				AM4(A) – The Hong Kong Society for the Blind’s Factory cum Sheltered Workshop*	
Date	Measurement Period			Weather	1-hr Average TSP Concentration, $\mu\text{g}/\text{m}^3$
06/06/2024	9:00	-	10:00	Sunny	53
06/06/2024	10:00	-	11:00		56
06/06/2024	11:00	-	12:00		56
12/06/2024	13:00	-	14:00	Cloudy	39
12/06/2024	14:00	-	15:00		41
12/06/2024	15:00	-	16:00		47
18/06/2024	13:00	-	14:00	Sunny	91
18/06/2024	14:00	-	15:00		94
18/06/2024	15:00	-	16:00		95
24/06/2024	9:00	-	10:00	Sunny	44
24/06/2024	10:00	-	11:00		45
24/06/2024	11:00	-	12:00		51
29/06/2024	13:00	-	14:00	Cloudy	62
29/06/2024	14:00	-	15:00		66
29/06/2024	15:00	-	16:00		68
05/07/2024	13:00	-	14:00	Sunny	84
05/07/2024	14:00	-	15:00		88
05/07/2024	15:00	-	16:00		88
11/07/2024	9:00	-	10:00	Cloudy	81
11/07/2024	10:00	-	11:00		81
11/07/2024	11:00	-	12:00		83
17/07/2024	13:00	-	14:00	Cloudy	53
17/07/2024	14:00	-	15:00		51

Air Monitoring Station				AM4(A) – The Hong Kong Society for the Blind’s Factory cum Sheltered Workshop*	
Date	Measurement Period			Weather	1-hr Average TSP Concentration, $\mu\text{g}/\text{m}^3$
17/07/2024	15:00	-	16:00		50
23/07/2024	9:00	-	10:00	Sunny	46
23/07/2024	10:00	-	11:00		44
23/07/2024	11:00	-	12:00		44
29/07/2024	13:00	-	14:00		Cloudy
29/07/2024	14:00	-	15:00	37	
29/07/2024	15:00	-	16:00	34	
03/08/2024	13:00	-	14:00	Sunny	53
03/08/2024	14:00	-	15:00		59
03/08/2024	15:00	-	16:00		59
09/08/2024	9:00	-	10:00	Sunny	60
09/08/2024	10:00	-	11:00		64
09/08/2024	11:00	-	12:00		65
15/08/2024	13:00	-	14:00	Cloudy	71
15/08/2024	14:00	-	15:00		70
15/08/2024	15:00	-	16:00		78
21/08/2024	9:00	-	10:00	Cloudy	44
21/08/2024	10:00	-	11:00		49
21/08/2024	11:00	-	12:00		53
27/08/2024	14:45	-	15:45	Sunny	83
27/08/2024	15:45	-	16:45		88
27/08/2024	16:45	-	17:45		89
02/09/2024	13:00	-	14:00	Sunny	82
02/09/2024	14:00	-	15:00		85
02/09/2024	15:00	-	16:00		86
07/09/2024	9:00	-	10:00	Cloudy	54
07/09/2024	10:00	-	11:00		58
07/09/2024	11:00	-	12:00		58
13/09/2024	13:00	-	14:00	Sunny	55
13/09/2024	14:00	-	15:00		59
13/09/2024	15:00	-	16:00		63
19/09/2024	9:00	-	10:00	Sunny	67
19/09/2024	10:00	-	11:00		70
19/09/2024	11:00	-	12:00		74
25/09/2024	13:00	-	14:00	Cloudy	72
25/09/2024	14:00	-	15:00		77
25/09/2024	15:00	-	16:00		76
30/09/2024	9:30	-	10:30	Sunny	105
30/09/2024	10:30	-	11:30		106
30/09/2024	13:00	-	14:00		111

NOTE: \* Due to the relocation of The Hong Kong Society for the Blind’s Factory cum Sheltered Workshop (AM4(A)), the premises owner rejected ET to conduct impact monitoring since 1 Sept 2022. 1-hour TSP monitoring was conducted on the ground floor outside AM4(A) with facing to the Project Site because of the access limitation in September 2022.



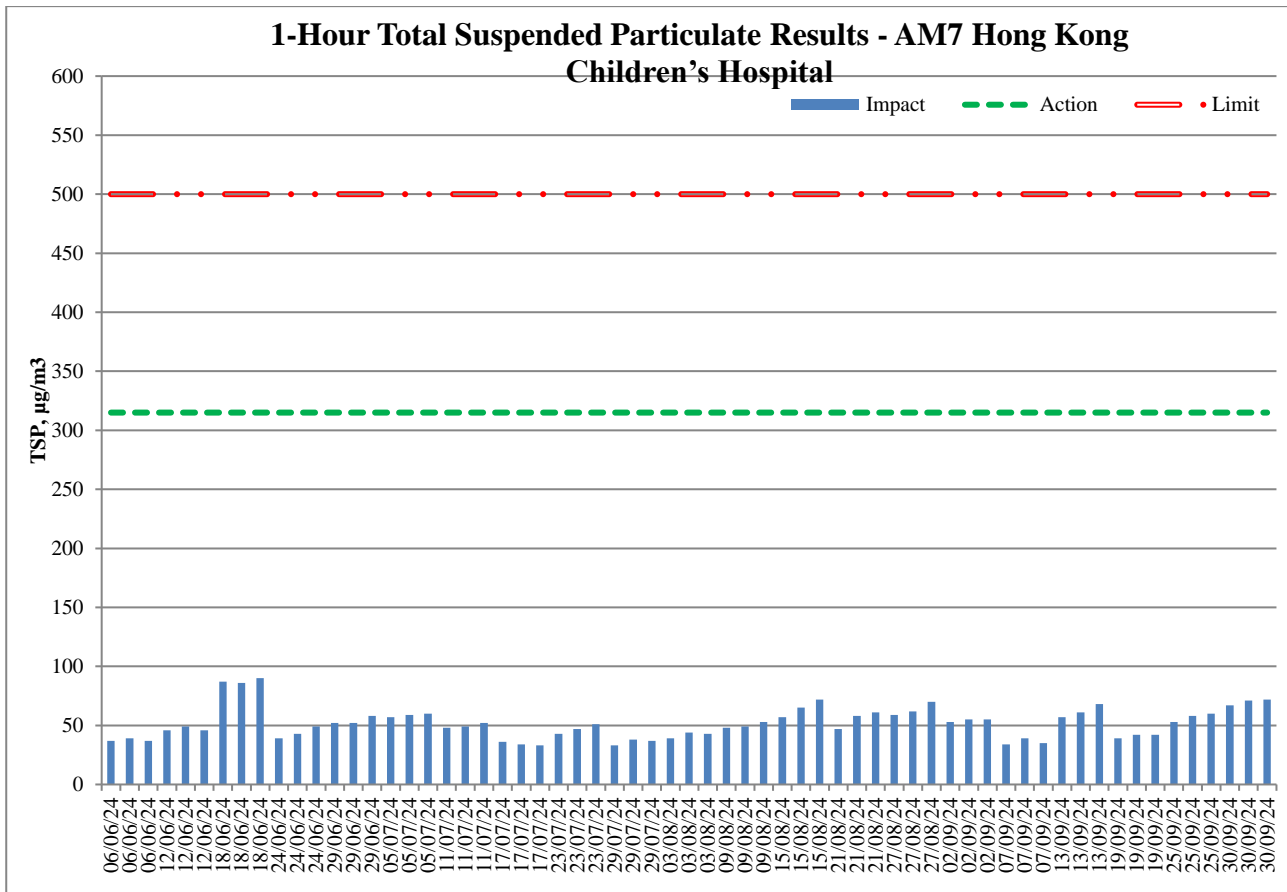
Major Construction Activities	Reporting Period			
	Jun 2024	Jul 2024	Aug 2024	Sep 2024
Remedial works in Cell of DCS Intake Box Culvert	✓			
Granolithic finish work of Harbour Steps	✓			
Construction of draw pit and pipe ducting at Open Space and Promenade	✓			
Installation of drainage near Pumping Station	✓			
Finishing work in Pumping Station	✓			
Construction of U-channel and footing of Rain Shelter and Feature Shelter at Elevated Landscape Deck	✓			
Installation of steel roof structure at Observation Deck	✓			
Construction of thrust block, wash-out chamber, manhole for drainage works & draw pit for cable works.	✓			
Installation of internal partition of Temporary Management Office	✓			
Installation of internal partition of Toilet cum and Changing Room	✓			
Installation of steel roof structure at Observation Deck		✓		
Granolithic finishing works of Harbour Steps		✓		
Construction of thrust block, wash-out chamber, manhole for drainage works & draw pit for cable works		✓		
Flow rate test of DCS Intake Box Culvert		✓		
Construction of Event Deck no. 2		✓		
Installation of internal partition of Temporary Management Office		✓		
Installation of steel roof structure & internal partition of Toilet cum and Changing Room		✓		
Installation of drainage near Pumping Stations		✓		
Finishing work in Pumping Stations		✓		
Erection of cladding of Feature Shelter, planter kerb at Elevated Landscape Deck		✓		
Construction of pillar box and laying cable ducting by UU at LT-2			✓	
Installation of lift cart and E&M works for Lift LT-4			✓	
Junction realignment and modification works at Shing Kai Road			✓	
Laying of stormwater drainage pipes/ sewer pipes/ watermains			✓	
Waterproof work for Box Culvert under section 8 (confined space)			✓	✓
Construction of Seawater Intake Box Culvert			✓	
Construction of Pumping Stations			✓	✓

Major Construction Activities	Reporting Period			
	Jun 2024	Jul 2024	Aug 2024	Sep 2024
Construction of Harbour Steps and Outfalls			✓	
Construction of Observation Deck			✓	
Construction of Toilet Cum Changing Room			✓	
Underground services (e.g. watermains, storm drain, sewer laying works)				✓
Road works and utilities works at Road D3 (MPS) and Road L12d				✓
Outstanding works and rectification works along Road D3 (MPS)				✓
Backfilling at Elevated Landscape Deck				✓
Construction of Toilet cum Changing Room; Construction of Outfall and Harbour Steps				✓
Construction of inspection shaft for Seawater Intake Box Culvert				✓
Installation of lift cart and E&M works for Lift LT-1 & LT-2				✓
Testing & commissioning for Lift LT-4				✓

Factors might affect the monitoring results	Reporting Period			
	Jun 2024	Jul 2024	Aug 2024	Sep 2024
Non-project related construction activities in the adjacent construction sites were observed.	✓	✓	✓	✓

Air Monitoring Station				AM7 – Hong Kong Children’s Hospital	
Date	Measurement Period			Weather	1-hr Average TSP Concentration, $\mu\text{g}/\text{m}^3$
06/06/2024	13:00	-	14:00	Sunny	37
06/06/2024	14:00	-	15:00		39
06/06/2024	15:00	-	16:00		37
12/06/2024	9:00	-	10:00	Cloudy	46
12/06/2024	10:00	-	11:00		49
12/06/2024	11:00	-	12:00		46
18/06/2024	9:00	-	10:00	Sunny	87
18/06/2024	10:00	-	11:00		86
18/06/2024	11:00	-	12:00		90
24/06/2024	13:00	-	14:00	Sunny	39
24/06/2024	14:00	-	15:00		43
24/06/2024	15:00	-	16:00		49
29/06/2024	9:00	-	10:00	Cloudy	52
29/06/2024	10:00	-	11:00		52
29/06/2024	11:00	-	12:00		58
05/07/2024	9:00	-	10:00	Sunny	57
05/07/2024	10:00	-	11:00		59
05/07/2024	11:00	-	12:00		60
11/07/2024	13:00	-	14:00	Cloudy	48
11/07/2024	14:00	-	15:00		49
11/07/2024	15:00	-	16:00		52
17/07/2024	9:00	-	10:00	Cloudy	36
17/07/2024	10:00	-	11:00		34
17/07/2024	11:00	-	12:00		33
23/07/2024	13:00	-	14:00	Sunny	43
23/07/2024	14:00	-	15:00		47
23/07/2024	15:00	-	16:00		51

Air Monitoring Station				AM7 – Hong Kong Children’s Hospital	
Date	Measurement Period			Weather	1-hr Average TSP Concentration, $\mu\text{g}/\text{m}^3$
29/07/2024	9:00	-	10:00	Cloudy	33
29/07/2024	10:00	-	11:00		38
29/07/2024	11:00	-	12:00		37
03/08/2024	9:00	-	10:00	Sunny	39
03/08/2024	10:00	-	11:00		44
03/08/2024	11:00	-	12:00		43
09/08/2024	13:00	-	14:00	Sunny	48
09/08/2024	14:00	-	15:00		49
09/08/2024	15:00	-	16:00		53
15/08/2024	9:00	-	10:00	Cloudy	57
15/08/2024	10:00	-	11:00		65
15/08/2024	11:00	-	12:00		72
21/08/2024	13:00	-	14:00	Cloudy	47
21/08/2024	14:00	-	15:00		58
21/08/2024	15:00	-	16:00		61
27/08/2024	9:30	-	10:30	Sunny	59
27/08/2024	10:30	-	11:30		62
27/08/2024	13:00	-	14:00		70
02/09/2024	9:00	-	10:00	Sunny	53
02/09/2024	10:00	-	11:00		55
02/09/2024	11:00	-	12:00		55
07/09/2024	13:00	-	14:00	Cloudy	34
07/09/2024	14:00	-	15:00		39
07/09/2024	15:00	-	16:00		35
13/09/2024	9:00	-	10:00	Sunny	57
13/09/2024	10:00	-	11:00		61
13/09/2024	11:00	-	12:00		68
19/09/2024	13:00	-	14:00	Sunny	39
19/09/2024	14:00	-	15:00		42
19/09/2024	15:00	-	16:00		42
25/09/2024	9:00	-	10:00	Cloudy	53
25/09/2024	10:00	-	11:00		58
25/09/2024	11:00	-	12:00		60
30/09/2024	14:30	-	15:30	Sunny	67
30/09/2024	15:30	-	16:30		71
30/09/2024	16:30	-	17:30		72



Major Construction Activities	Reporting Period			
	Jun 2024	Jul 2024	Aug 2024	Sep 2024
Remedial works in Cell of DCS Intake Box Culvert	✓			
Granolithic finish work of Harbour Steps	✓			
Construction of draw pit and pipe ducting at Open Space and Promenade	✓			
Installation of drainage near Pumping Station	✓			
Finishing work in Pumping Station	✓			
Construction of U-channel and footing of Rain Shelter and Feature Shelter at Elevated Landscape Deck	✓			
Installation of steel roof structure at Observation Deck	✓			
Construction of thrust block, wash-out chamber, manhole for drainage works & draw pit for cable works.	✓			
Installation of internal partition of Temporary Management Office	✓			
Installation of internal partition of Toilet cum and Changing Room	✓			
Installation of steel roof structure at Observation Deck		✓		
Granolithic finishing works of Harbour Steps		✓		
Construction of thrust block, wash-out chamber, manhole for drainage works & draw pit for cable works		✓		
Flow rate test of DCS Intake Box Culvert		✓		
Construction of Event Deck no. 2		✓		
Installation of internal partition of Temporary Management Office		✓		
Installation of steel roof structure & internal partition of Toilet cum and Changing Room		✓		
Installation of drainage near Pumping Stations		✓		
Finishing work in Pumping Stations		✓		
Erection of cladding of Feature Shelter, planter kerb at Elevated Landscape Deck		✓		
Construction of pillar box and laying cable ducting by UU at LT-2			✓	

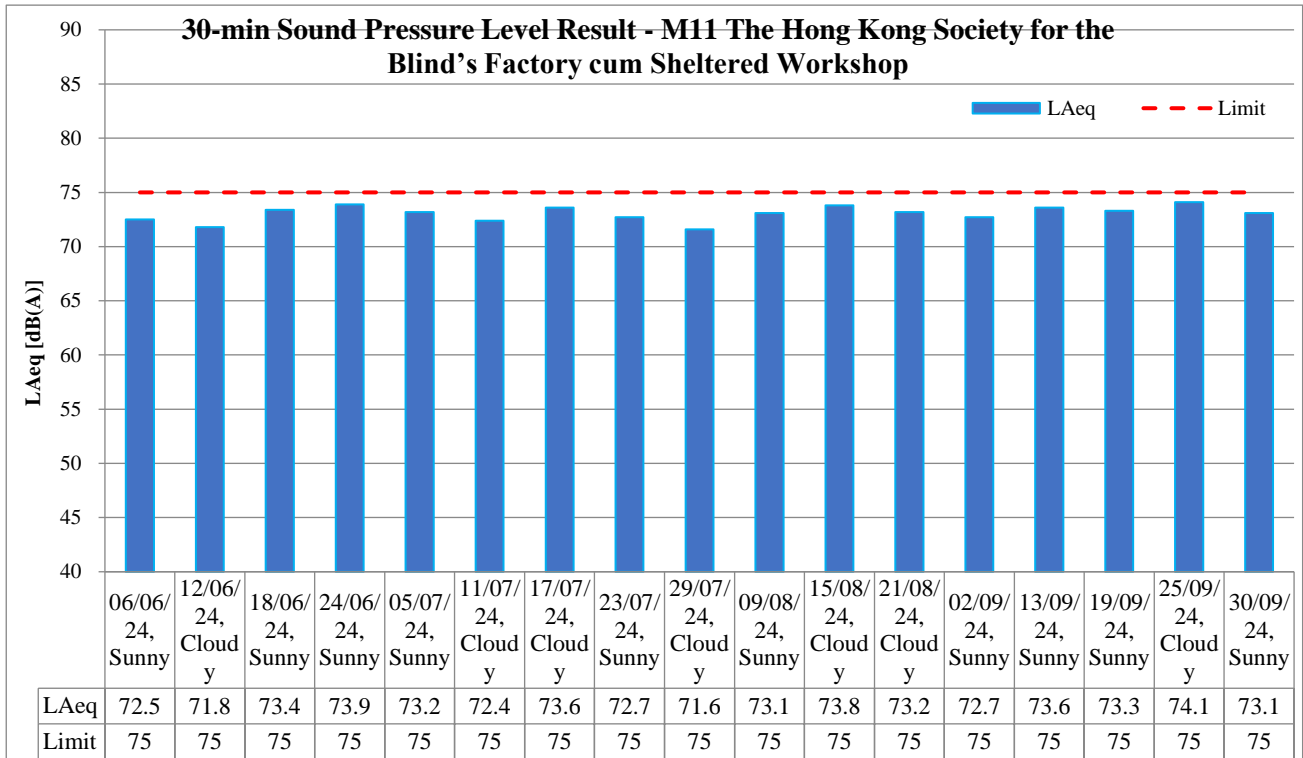
Major Construction Activities	Reporting Period			
	Jun 2024	Jul 2024	Aug 2024	Sep 2024
Installation of lift cart and E&M works for Lift LT-4			✓	
Junction realignment and modification works at Shing Kai Road			✓	
Laying of stormwater drainage pipes/ sewer pipes/ watermains			✓	
Waterproof work for Box Culvert under section 8 (confined space)			✓	✓
Construction of Seawater Intake Box Culvert			✓	
Construction of Pumping Stations			✓	✓
Construction of Harbour Steps and Outfalls			✓	
Construction of Observation Deck			✓	
Construction of Toilet Cum Changing Room			✓	
Underground services (e.g. watermains, storm drain, sewer laying works)				✓
Road works and utilities works at Road D3 (MPS) and Road L12d				✓
Outstanding works and rectification works along Road D3 (MPS)				✓
Backfilling at Elevated Landscape Deck				✓
Construction of Toilet cum Changing Room; Construction of Outfall and Harbour Steps				✓
Construction of inspection shaft for Seawater Intake Box Culvert				✓
Installation of lift cart and E&M works for Lift LT-1 & LT-2				✓
Testing & commissioning for Lift LT-4				✓

Factors might affect the monitoring results	Reporting Period			
	Jun 2024	Jul 2024	Aug 2024	Sep 2024
Non-project related construction activities in the adjacent construction sites were observed.	✓	✓	✓	✓

### 30-minute Noise

Noise Monitoring Station				M11 – The Hong Kong Society for the Blind’s Factory cum Sheltered Workshop*			
Date	Measurement Period			Weather	L <sub>Aeq</sub> , dB(A)	L <sub>A10</sub> , dB(A)	L <sub>A90</sub> , dB(A)
06/06/2024	10:14		10:44	Sunny	72.5	76.3	62.8
12/06/2024	14:02		14:32	Cloudy	71.8	75.7	65.2
18/06/2024	13:37		14:07	Sunny	73.4	77.8	66.7
24/06/2024	10:04		10:34	Sunny	73.9	78.1	65.6
05/07/2024	15:11		15:41	Sunny	73.2	77.6	65.9
11/07/2024	9:57		10:27	Cloudy	72.4	76.3	66.2
17/07/2024	14:07		14:37	Cloudy	73.6	78.2	66.9
23/07/2024	10:34		11:04	Sunny	72.7	77.1	65.3
29/07/2024	13:28		13:58	Cloudy	71.6	75.7	65.1
09/08/2024	11:09		11:39	Sunny	73.1	76.7	65.6
15/08/2024	13:28		13:58	Cloudy	73.8	78.1	66.8
21/08/2024	10:11		10:41	Cloudy	73.2	77.4	66.4
27/08/2024	15:24		15:54	Sunny	74.0	77.9	66.1
02/09/2024	13:24	-	13:54	Sunny	72.7	75.7	62.0
13/09/2024	14:02	-	14:32	Sunny	73.6	76.9	65.2
19/09/2024	9:36	-	10:06	Sunny	73.3	76.9	65.8
25/09/2024	14:14	-	14:44	Cloudy	74.1	78.0	67.2
30/09/2024	9:47	-	10:17	Sunny	73.1	76.2	64.4

NOTE: \* Due to the relocation of The Hong Kong Society for the Blind’s Factory cum Sheltered Workshop (M11), the premises owner rejected ET to conduct impact monitoring since 1 Sept 2022. Construction noise monitoring was conducted on the ground floor outside M11 with facing to the Project Site because of the access limitation in September 2022.

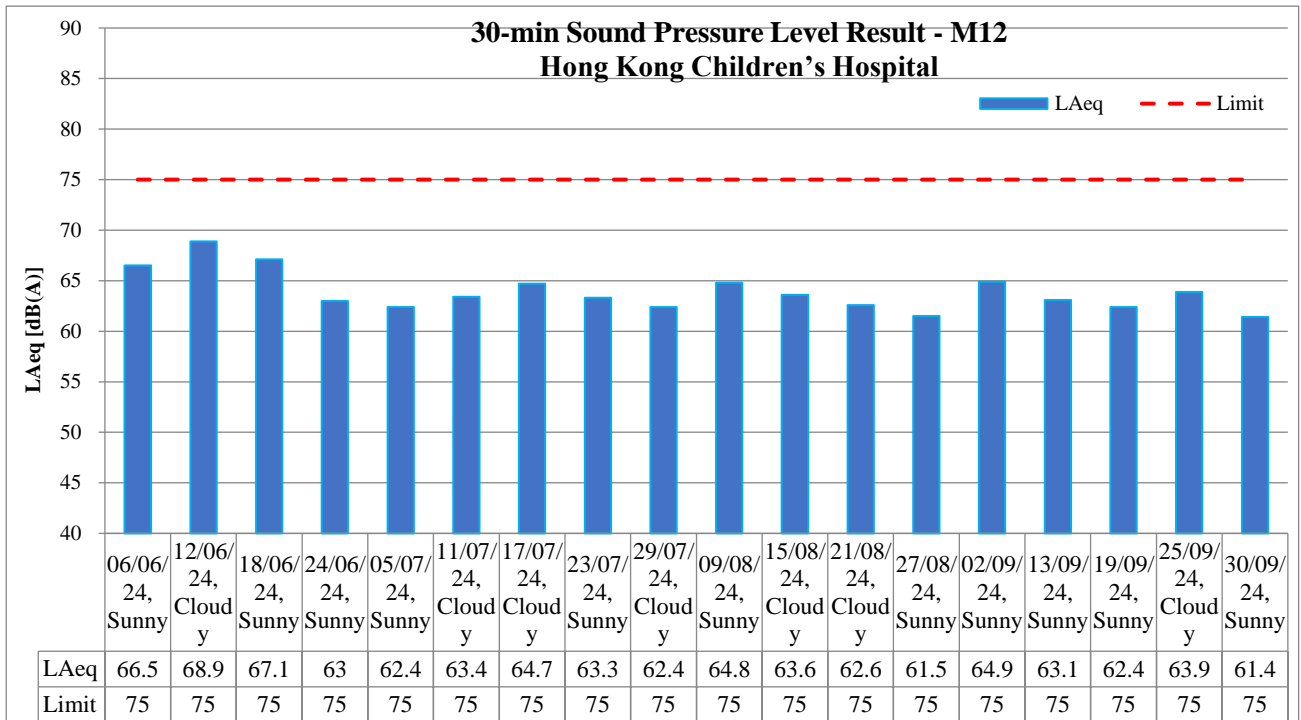


Major Construction Activities	Reporting Period			
	Jun 2024	Jul 2024	Aug 2024	Sep 2024
Remedial works in Cell of DCS Intake Box Culvert	✓			
Granolithic finish work of Harbour Steps	✓			
Construction of draw pit and pipe ducting at Open Space and Promenade	✓			
Installation of drainage near Pumping Station	✓			
Finishing work in Pumping Station	✓			
Construction of U-channel and footing of Rain Shelter and Feature Shelter at Elevated Landscape Deck	✓			
Installation of steel roof structure at Observation Deck	✓			
Construction of thrust block, wash-out chamber, manhole for drainage works & draw pit for cable works.	✓			
Installation of internal partition of Temporary Management Office	✓			
Installation of internal partition of Toilet cum and Changing Room	✓			
Installation of steel roof structure at Observation Deck		✓		
Granolithic finishing works of Harbour Steps		✓		
Construction of thrust block, wash-out chamber, manhole for drainage works & draw pit for cable works		✓		
Flow rate test of DCS Intake Box Culvert		✓		
Construction of Event Deck no. 2		✓		
Installation of internal partition of Temporary Management Office		✓		
Installation of steel roof structure & internal partition of Toilet cum and Changing Room		✓		
Installation of drainage near Pumping Stations		✓		
Finishing work in Pumping Stations		✓		
Erection of cladding of Feature Shelter, planter kerb at Elevated Landscape Deck		✓		
Construction of pillar box and laying cable ducting by UU at LT-2			✓	
Installation of lift cart and E&M works for Lift LT-4			✓	
Junction realignment and modification works at Shing Kai Road			✓	
Laying of stormwater drainage pipes/ sewer pipes/ watermains			✓	
Waterproof work for Box Culvert under section 8 (confined space)			✓	✓

Major Construction Activities	Reporting Period			
	Jun 2024	Jul 2024	Aug 2024	Sep 2024
Construction of Seawater Intake Box Culvert			✓	
Construction of Pumping Stations			✓	✓
Construction of Harbour Steps and Outfalls			✓	
Construction of Observation Deck			✓	
Construction of Toilet Cum Changing Room			✓	
Underground services (e.g. watermains, storm drain, sewer laying works)				✓
Road works and utilities works at Road D3 (MPS) and Road L12d				✓
Outstanding works and rectification works along Road D3 (MPS)				✓
Backfilling at Elevated Landscape Deck				✓
Construction of Toilet cum Changing Room; Construction of Outfall and Harbour Steps				✓
Construction of inspection shaft for Seawater Intake Box Culvert				✓
Installation of lift cart and E&M works for Lift LT-1 & LT-2				✓
Testing & commissioning for Lift LT-4				✓

Factors might affect the monitoring results	Reporting Period			
	Jun 2024	Jul 2024	Aug 2024	Sep 2024
Non-project related construction activities in the adjacent construction sites were observed.	✓	✓	✓	✓

Noise Monitoring Station				M12 – Hong Kong Children’s Hospital			
Date	Measurement Period			Weather	L <sub>Aeq</sub> , dB(A)	L <sub>A10</sub> , dB(A)	L <sub>A90</sub> , dB(A)
06/06/2024	14:12	-	14:42	Sunny	66.5	70.0	59.5
12/06/2024	10:22	-	10:52	Cloudy	68.9	69.7	66.7
18/06/2024	10:06	-	10:36	Sunny	67.1	69.8	58.1
24/06/2024	13:37	-	14:07	Sunny	63.0	64.8	60.9
05/07/2024	10:34		11:04	Sunny	62.4	63.9	59.4
11/07/2024	14:42		15:12	Cloudy	63.4	64.5	60.1
17/07/2024	10:21		10:51	Cloudy	64.7	68.5	60.5
23/07/2024	14:36		15:06	Sunny	63.3	64.4	59.6
29/07/2024	10:28		10:58	Cloudy	62.4	64.5	60.1
09/08/2024	14:18		14:48	Sunny	64.8	67.1	62.2
15/08/2024	10:07		10:37	Cloudy	63.6	65.2	61.5
21/08/2024	14:44		15:14	Cloudy	62.6	64.3	60.7
27/08/2024	9:54		10:24	Sunny	61.5	62.6	60.1
02/09/2024	10:05	-	10:35	Sunny	64.9	68.0	58.2
13/09/2024	11:22	-	11:52	Sunny	63.1	67.6	60.3
19/09/2024	14:18	-	14:48	Sunny	62.4	64.3	59.1
25/09/2024	10:11	-	10:41	Cloudy	63.9	68.4	60.7
30/09/2024	15:05	-	15:35	Sunny	61.4	63.4	58.7



Major Construction Activities	Reporting Period			
	Jun 2024	Jul 2024	Aug 2024	Sep 2024
Remedial works in Cell of DCS Intake Box Culvert	✓			
Granolithic finish work of Harbour Steps	✓			
Construction of draw pit and pipe ducting at Open Space and Promenade	✓			
Installation of drainage near Pumping Station	✓			
Finishing work in Pumping Station	✓			
Construction of U-channel and footing of Rain Shelter and Feature Shelter at Elevated Landscape Deck	✓			
Installation of steel roof structure at Observation Deck	✓			
Construction of thrust block, wash-out chamber, manhole for drainage works & draw pit for cable works.	✓			
Installation of internal partition of Temporary Management Office	✓			
Installation of internal partition of Toilet cum and Changing Room	✓			
Installation of steel roof structure at Observation Deck		✓		
Granolithic finishing works of Harbour Steps		✓		
Construction of thrust block, wash-out chamber, manhole for drainage works & draw pit for cable works		✓		
Flow rate test of DCS Intake Box Culvert		✓		
Construction of Event Deck no. 2		✓		
Installation of internal partition of Temporary Management Office		✓		
Installation of steel roof structure & internal partition of Toilet cum and Changing Room		✓		
Installation of drainage near Pumping Stations		✓		
Finishing work in Pumping Stations		✓		
Erection of cladding of Feature Shelter, planter kerb at Elevated Landscape Deck		✓		
Construction of pillar box and laying cable ducting by UU at LT-2			✓	
Installation of lift cart and E&M works for Lift LT-4			✓	
Junction realignment and modification works at Shing Kai Road			✓	
Laying of stormwater drainage pipes/ sewer pipes/ water mains			✓	
Waterproof work for Box Culvert under section 8 (confined space)			✓	✓
Construction of Seawater Intake Box Culvert			✓	
Construction of Pumping Stations			✓	✓

Major Construction Activities	Reporting Period			
	Jun 2024	Jul 2024	Aug 2024	Sep 2024
Construction of Harbour Steps and Outfalls			✓	
Construction of Observation Deck			✓	
Construction of Toilet Cum Changing Room			✓	
Underground services (e.g. watermains, storm drain, sewer laying works)				✓
Road works and utilities works at Road D3 (MPS) and Road L12d				✓
Outstanding works and rectification works along Road D3 (MPS)				✓
Backfilling at Elevated Landscape Deck				✓
Construction of Toilet cum Changing Room; Construction of Outfall and Harbour Steps				✓
Construction of inspection shaft for Seawater Intake Box Culvert				✓
Installation of lift cart and E&M works for Lift LT-1 & LT-2				✓
Testing & commissioning for Lift LT-4				✓

Factors might affect the monitoring results	Reporting Period			
	Jun 2024	Jul 2024	Aug 2024	Sep 2024
Non-project related construction activities in the adjacent construction sites were observed.	✓	✓	✓	✓

**Appendix F – Event and Action Plans for Construction Dust  
Monitoring, Construction Noise and Landscape and Visual Impact**

<b>Event and Action Plans for Construction Dust Monitoring</b>				
<b>Event</b>	<b>Action</b>			
	<b>ET</b>	<b>IEC</b>	<b>Supervisor / ER</b>	<b>Contractor</b>
Action Level being exceeded by one sampling	<ol style="list-style-type: none"> <li>1. Identify source and investigate the causes of exceedance;</li> <li>2. Inform Contractor, IEC and Supervisor /ER;</li> <li>3. Repeat measurement to confirm finding.</li> </ol>	<ol style="list-style-type: none"> <li>1. Check monitoring data submitted by ET;</li> <li>2. Check Contractor's working method.</li> </ol>	<ol style="list-style-type: none"> <li>1. Notify Contractor.</li> </ol>	<ol style="list-style-type: none"> <li>1. Rectify any unacceptable practice;</li> <li>2. Amend working methods if appropriate.</li> </ol>
Action Level being exceeded by two or more consecutive sampling	<ol style="list-style-type: none"> <li>1. Identify source and investigate the causes of exceedance;</li> <li>2. Inform Contractor, IEC and Supervisor /ER;</li> <li>3. Increase monitoring frequency to daily;</li> <li>4. Discuss with IEC and Contractor on remedial actions required;</li> <li>5. Assess the effectiveness of Contractor's remedial actions;</li> <li>6. If exceedance continues, arrange meeting with IEC and Supervisor /ER;</li> <li>7. If exceedance stops, cease additional monitoring.</li> </ol>	<ol style="list-style-type: none"> <li>1. Check monitoring data submitted by ET;</li> <li>2. Check Contractor's working method;</li> <li>3. Discuss with ET and Contractor on possible remedial measures;</li> <li>4. Advise the Supervisor /ER on the effectiveness of the proposed remedial measures.</li> </ol>	<ol style="list-style-type: none"> <li>1. Confirm receipt of notification of exceedance in writing;</li> <li>2. Notify Contractor;</li> <li>3. In consolidation with the IEC, agree with the Contractor on the remedial measures to be implemented;</li> <li>4. Supervise implementation of remedial measures;</li> <li>5. Conduct meeting with ET and IEC if exceedance continues.</li> </ol>	<ol style="list-style-type: none"> <li>1. Discuss with ET and IEC on proper remedial actions;</li> <li>2. Submit proposals for remedial actions to Supervisor /ER and IEC within three working day of notification;</li> <li>3. Implement the agreed proposals;</li> <li>4. Amend proposal if appropriate.</li> </ol>
Limit Level being exceeded by one sampling	<ol style="list-style-type: none"> <li>1. Identify source and investigate the causes of exceedance;</li> <li>2. Inform Contractor, IEC, Supervisor /ER, and EPD;</li> <li>3. Repeat measurement to confirm finding;</li> <li>4. Assess effectiveness of</li> </ol>	<ol style="list-style-type: none"> <li>1. Check monitoring data submitted by ET;</li> <li>2. Check Contractor's working method;</li> <li>3. Discuss possible remedial measures with ET and Contractor;</li> <li>4. Advise the Supervisor /ER</li> </ol>	<ol style="list-style-type: none"> <li>1. Confirm receipt of notification of exceedance in writing;</li> <li>2. Notify Contractor;</li> <li>3. In consolidation with the IEC, agree with the Contractor on the remedial measures to be</li> </ol>	<ol style="list-style-type: none"> <li>1. Take immediate action to avoid further exceedance;</li> <li>2. Discuss with ET and IEC on proper remedial actions;</li> <li>3. Submit proposal for remedial actions to Supervisor /ER and IEC</li> </ol>

<b>Event and Action Plans for Construction Dust Monitoring</b>				
<b>Event</b>	<b>Action</b>			
	<b>ET</b>	<b>IEC</b>	<b>Supervisor / ER</b>	<b>Contractor</b>
	Contractor's remedial actions and keep EPD, IEC and Supervisor /ER informed of the results.	on the effectiveness of the proposed remedial measures.	implemented; 4. Supervise implementation of remedial measures; 5. Conduct meeting with ET and IEC if exceedance continues.	within three working days of notification; 4. Implement the agreed proposals.
Limit Level being exceeded by two or more consecutive sampling	<ol style="list-style-type: none"> <li>1. Notify IEC, Supervisor /ER, Contractor and EPD;</li> <li>2. Repeat measurement to confirm findings;</li> <li>3. Carry out analysis of Contractor's working procedures to identify source and investigate the causes of exceedance;</li> <li>4. Increase monitoring frequency to daily;</li> <li>5. Arrange meeting with IEC, Supervisor /ER and Contractor to discuss the remedial action to be taken;</li> <li>6. Assess effectiveness of Contractor's remedial actions and keep EPD, IEC and Supervisor /ER informed of the results;</li> <li>7. If exceedance stop, cease additional monitoring.</li> </ol>	<ol style="list-style-type: none"> <li>1. Check monitoring data submitted by ET;</li> <li>2. Check Contractor's working method;</li> <li>3. Discuss with Supervisor /ER, ET, and Contractor on the potential remedial actions;</li> <li>4. Review Contractor's remedial actions whenever necessary to assure their effectiveness and advise the Supervisor /ER accordingly.</li> </ol>	<ol style="list-style-type: none"> <li>1. Confirm receipt of notification of exceedance in writing;</li> <li>2. Notify Contractor;</li> <li>3. In consolidation with the IEC, agree with the Contractor on the remedial measures to be implemented;</li> <li>4. Supervise implementation of remedial measures;</li> <li>5. If exceedance continues, consider stopping the Contractor to continue working on that portion of work which causes the exceedance until the exceedance is abated.</li> </ol>	<ol style="list-style-type: none"> <li>1. Take immediate action to avoid further exceedance;</li> <li>2. Discuss with ET and IEC on proper remedial actions;</li> <li>3. Submit proposal for remedial actions to Supervisor /ER and IEC within three working days of notification;</li> <li>4. Implement the agreed proposals;</li> <li>5. Submit further remedial actions if problem still not under control;</li> <li>6. Stop the relevant portion of works as instructed by the Supervisor /ER until the exceedance is abated.</li> </ol>

Event and Action Plans for Construction Noise				
Event	Action			
	ET	IEC	Supervisor / ER	Contractor
Action Level being exceeded	<ol style="list-style-type: none"> <li>1. Notify Supervisor / ER, IEC and Contractor;</li> <li>2. Carry out investigation;</li> <li>3. Report the results of investigation to the IEC, Supervisor / ER and Contractor;</li> <li>4. Discuss with the IEC and Contractor on remedial measures required;</li> <li>5. Increase monitoring frequency to check mitigation effectiveness.</li> </ol> <p>(The above actions should be taken within 2 working days after the exceedance is identified.)</p>	<ol style="list-style-type: none"> <li>1. Review the investigation results submitted by the ET;</li> <li>2. Review the proposed remedial measures submitted by the Contractor and advise the ER accordingly;</li> <li>3. Advise the Supervisor / ER on the proposed remedial measures.</li> </ol> <p>(The above actions should be taken within 2 working days after the exceedance is identified.)</p>	<ol style="list-style-type: none"> <li>1. Confirm receipt of notification of failure in writing;</li> <li>2. Notify Contractor;</li> <li>3. In consolidation with the IEC, agree with the Contractor on the remedial measures to be implemented;</li> <li>4. Supervise the implementation of remedial measures.</li> </ol> <p>(The above actions should be taken within 2 working days after the exceedance is identified.)</p>	<ol style="list-style-type: none"> <li>1. Submit noise mitigation proposal to IEC and Supervisor / ER;</li> <li>2. Implement noise mitigation proposals.</li> </ol> <p>(The above actions should be taken within 2 working days after the exceedance is identified.)</p>
Limit Level being exceeded	<ol style="list-style-type: none"> <li>1. Inform IEC, Supervisor /ER, Contractor and EPD;</li> <li>2. Repeat measurement to confirm findings;</li> <li>3. Increase monitoring frequency;</li> <li>4. Identify source and investigate the cause of exceedance;</li> <li>5. Carry out analysis of Contract's working procedure;</li> <li>6. Discuss remedial measures required with the IEC, Contractor and Supervisor /ER;</li> </ol>	<ol style="list-style-type: none"> <li>1. Discuss the potential remedial actions with Supervisor /ER, ET and Contractor;</li> <li>2. Review Contractor's remedial actions whenever necessary to assure their effectiveness and advise the Supervisor /ER accordingly.</li> </ol> <p>(The above actions should be taken within 2 working days after the exceedance is identified.)</p>	<ol style="list-style-type: none"> <li>1. Confirm receipt of notification of failure in writing;</li> <li>2. Notify Contractor;</li> <li>3. In consolidation with the IEC, agree with the Contractor on the remedial measures to be implemented;</li> <li>4. Supervise the implementation of remedial measures;</li> <li>5. If exceedance continues, consider stopping the Contractor to continue working on that portion of</li> </ol>	<ol style="list-style-type: none"> <li>1. Take immediate action to avoid further exceedance;</li> <li>2. Submit proposals for remedial actions to IEC and Supervisor /ER within 3 working days of notification;</li> <li>3. Implement the agreed proposal;</li> <li>4. Submit further proposal if problem still not under control;</li> <li>5. Stop the relevant portion of works as instructed by the Supervisor /ER until the exceedance is abated.</li> </ol>

<b>Event and Action Plans for Construction Noise</b>				
<b>Event</b>	<b>Action</b>			
	<b>ET</b>	<b>IEC</b>	<b>Supervisor / ER</b>	<b>Contractor</b>
	<p>7. Assess effectiveness of Contractor's remedial actions and keep IEC, EPD, and Supervisor /ER informed of the results;</p> <p>8. If exceedance stops, cease additional monitoring. (The above actions should be taken within 2 working days after the exceedance is identified.)</p>		<p>work which causes the exceedance until the exceedance is abated. (The above actions should be taken within 2 working days after the exceedance is identified.)</p>	<p>(The above actions should be taken within 2 working days after the exceedance is identified.)</p>

<b>Event and Action Plans for Landscape and Visual Impact</b>				
<b>Event</b>	<b>Action</b>			
	<b>ET</b>	<b>IEC</b>	<b>Supervisor / ER</b>	<b>Contractor</b>
Design Check	<ol style="list-style-type: none"> <li>1. Check final design conforms to the requirements of EP and prepare report.</li> </ol>	<ol style="list-style-type: none"> <li>1. Check report.</li> <li>2. Recommend remedial design if necessary.</li> </ol>	<ol style="list-style-type: none"> <li>1. Undertake remedial design if necessary.</li> </ol>	
Non-conformity on one occasion	<ol style="list-style-type: none"> <li>1. Identify Source.</li> <li>2. Inform IEC and Supervisor /ER.</li> <li>3. Discuss remedial actions with IEC, Supervisor /ER and Contractor.</li> <li>4. Monitor remedial actions until rectification has been completed.</li> </ol>	<ol style="list-style-type: none"> <li>1. Check report.</li> <li>2. Check Contractor's working method.</li> <li>3. Discuss with ET and Contractor on possible remedial measures.</li> <li>4. Advise Supervisor /ER on effectiveness of proposed remedial measures.</li> <li>5. Check implementation of remedial measures.</li> </ol>	<ol style="list-style-type: none"> <li>1. Notify Contractor.</li> <li>2. Ensure remedial measures are properly implemented.</li> </ol>	<ol style="list-style-type: none"> <li>1. Amend working methods.</li> <li>2. Rectify damage and undertake any necessary replacement.</li> </ol>
Repeated Non-conformity	<ol style="list-style-type: none"> <li>1. Identify Source.</li> <li>2. Inform IEC and Supervisor /ER.</li> <li>3. Increase monitoring frequency.</li> <li>4. Discuss remedial actions with IEC, Supervisor /ER and Contractor.</li> <li>5. Monitor remedial actions until rectification has been completed.</li> <li>6. If non-conformity stops, cease additional monitoring.</li> </ol>	<ol style="list-style-type: none"> <li>1. Check monitoring report.</li> <li>2. Check Contractor's working method.</li> <li>3. Discuss with ET and Contractor on possible remedial measures.</li> <li>4. Advise Supervisor /ER on effectiveness of proposed remedial measures.</li> <li>5. Supervise implementation of remedial measures.</li> </ol>	<ol style="list-style-type: none"> <li>1. Notify Contractor.</li> <li>2. Ensure remedial measures are properly implemented.</li> </ol>	<ol style="list-style-type: none"> <li>1. Amend working methods.</li> <li>2. Rectify damage and undertake any necessary replacement.</li> </ol>

**Appendix G – Waste Flow Table**

**Monthly Summary Waste Flow Table for September 2024**

Month	Actual Quantities of Inert C&D Materials Generated Monthly						Actual Quantities of C&D Wastes Generated Monthly				
	Total Quantity Generated	Hard Rock and Large Broken Concrete	Reused in the Contract	Reused in other Projects	Disposed as Public Fill	Imported Fill	Metals	Paper / cardboard packaging	Plastics (see Note 3)	Chemical Waste	Others, e.g. general refuse
	(in '000m <sup>3</sup> )	(in '000m <sup>3</sup> )	(in '000m <sup>3</sup> )	(in '000m <sup>3</sup> )	(in '000m <sup>3</sup> )	(in '000m <sup>3</sup> )	(in '000 kg)	(in '000kg)	(in '000kg)	(in '000kg)	(in '000m <sup>3</sup> )
Jan	2.311	0.111	--	--	2.311	--	--	--	--	--	0.184
Feb	2.232	0.177	--	--	2.232	--	--	--	--	--	0.173
Mar	2.893	0.032	--	--	2.893	--	--	0.051	--	--	0.259
Apr	3.482	0.016	--	--	3.482	--	--	--	--	--	0.238
May	2.899	0.595	--	--	2.899	--	--	--	--	--	0.143
Jun	1.610	0.248	--	--	1.610	1.106	--	--	--	--	0.190
<b>Sub-total</b>	<b>15.427</b>	<b>1.179</b>	<b>--</b>	<b>--</b>	<b>15.427</b>	<b>1.106</b>	<b>--</b>	<b>0.051</b>	<b>--</b>	<b>--</b>	<b>1.187</b>
July	2.088	0.272	--	--	2.088	6.397	--	--	--	--	0.371
Aug	4.620	0.451	--	--	4.620	4.188	--	--	--	--	0.330
Sep	9.965	0.843	--	--	9.965	2.372	--	--	--	--	0.213
Oct											
Nov											
Dec											
<b>Total</b>	<b>32.1</b>	<b>2.745</b>	<b>--</b>	<b>--</b>	<b>32.1</b>	<b>14.063</b>	<b>--</b>	<b>0.051</b>	<b>--</b>	<b>--</b>	<b>2.101</b>
<b>Forecast of Total Quantities of C&amp;D Materials to be Generated from the Contract*</b>											
Total Quantity Generated	Hard Rock and Large Broken Concrete	Reused in the Contract	Reused in other Projects	Disposed as Public Fill	Imported Fill	Metals	Paper / cardboard packaging	Plastics (see Note 3)	Chemical Waste	Others, e.g. general refuse	
(in '000m <sup>3</sup> )	(in '000m <sup>3</sup> )	(in '000m <sup>3</sup> )	(in '000m <sup>3</sup> )	(in '000m <sup>3</sup> )	(in '000m <sup>3</sup> )	(in '000 kg)	(in '000kg)	(in '000kg)	(in '000kg)	(in '000m <sup>3</sup> )	
<b>320.000</b>	<b>27.000</b>	<b>10.200</b>	<b>41.000</b>	<b>320.000</b>	<b>10.000</b>	<b>420.000</b>	<b>2.000</b>	<b>4.000</b>	<b>0.300</b>	<b>10.000</b>	

- Notes: (1) The performance targets are given in **ER Appendix 8I Clause 14** and the EM&A Manual  
 (2) The waste flow table shall also include C&D materials to be imported for use at the Site  
 (3) Plastics refer to plastic bottles/containers, plastic sheets/foam from packaging material and water barrier  
 (4) The Contractor shall also submit the latest forecast of the total amount of C&D materials expected to be generated from the works, together with a breakdown of the nature where the total amount of C&D materials expected to be generated from the Works is equal to or exceeding 50,000m<sup>3</sup> (**ER Part 8 Clause 8.7.5(d)(ii)** refers)  
 (5) Assume inert C&D materials density and non-inert C&D materials are 1.9 ton/m<sup>3</sup> and 1.5 ton/m<sup>3</sup>

**Appendix H – Environmental Mitigation Implementation Schedule  
(EMIS)**

<b>Implementation Schedule for Air Quality Measures</b>			
<b>EIA for KTD Development Ref.</b>	<b>EIA for KTD – Roads D3A &amp; D4A Ref.</b>	<b>Environmental Protection Measures / Mitigation Measures</b>	<b>Status</b>
S3.2		8 times daily watering of the work site with active dust emitting activities.	^
S3.2	S4.8	Implementation of dust suppression measures stipulated in Air Pollution Control (Construction Dust) Regulation. The following mitigation measures, good site practices and a comprehensive dust monitoring and audit programme are recommended to minimize cumulative dust impacts.	^
		- Stockpiling site(s) should be lined with impermeable sheeting and bunded. Stockpiles should be fully covered by impermeable sheeting to reduce dust emission.	^*
		- Misting for the dusty material should be carried out before being loaded into the vehicle.	^
		- Any vehicle with an open load carrying area should have properly fitted side and tail boards.	^
		- Material having the potential to create dust should not be loaded from a level higher than the side and tail boards and should be dampened and covered by a clean tarpaulin.	^
		- The tarpaulin should be properly secured and should extent at least 300 mm over the edges of the sides and tailboards. The material should also be dampened if necessary, before transportation.	^
		- The vehicles should be restricted to maximum speed of 10 km per hour and confined haulage and delivery vehicle to designated roadways insider the site. On- site unpaved roads should be compacted and kept free of lose materials.	^
		- Vehicle washing facilities should be provided at every vehicle exit point.	^
		- The area where vehicle washing takes place and the section of the road between the washing facilities and the exit point should be paved with concrete, bituminous materials or hardcores.	^
		- Every main haul road should be scaled with concrete and kept clear of dusty materials or sprayed with water so as to maintain the entire road surface wet.	^*
		- Every stock of more than 20 bags of cement should be covered entirely by impervious sheeting placed in an area sheltered on the top and the three sides.	^
		- Every vehicle should be washed to remove any dusty materials from its body and wheels before leaving the construction sites.	^

<b>Implementation Schedule for Noise Measures</b>			
<b>EIA for KTD Development Ref.</b>	<b>EIA for KTD – Roads D3A &amp; D4A Ref.</b>	<b>Environmental Protection Measures / Mitigation Measures</b>	<b>Status</b>
S3.3		Use of quiet PME, movable barriers barrier for Asphalt Paver, Breaker, Excavator and Hand-held breaker and full enclosure for Air Compressor, Bar Bender, Concrete Pump, Generator and Water Pump.	^
S3.3		Good Site Practice:	
S3.3		- Only well-maintained plant should be operated on-site and plant should be serviced regularly during the construction program.	^*
		- Silencers or mufflers on construction equipment should be utilized and should be properly maintained during the construction program.	^
		- Mobile plant, if any, should be sited as far away from NSRs as possible.	^
		- Machines and plant (such as trucks) that may be in intermittent use should be shut down between works periods or should be throttled down to a minimum.	^
		- Plant known to emit noise strongly in one direction should, wherever possible, be orientated so that the noise is directed away from the nearby NSRs.	^
		- Material stockpiles and other structures should be effectively utilized, wherever practicable, in screening noise from on-site construction activities.	^
		- Scheduling of Construction Works during School Examination Period	^

<b>Implementation Schedule for Water Quality Measures</b>			
<b>EIA for KTD Development Ref.</b>	<b>EIA for KTD – Roads D3A &amp; D4A Ref.</b>	<b>Environmental Protection Measures / Mitigation Measures</b>	<b>Status</b>
S3.4		<u>Construction Runoff</u> Exposed soil areas should be minimised to reduce the potential for increased siltation, contamination of runoff, and erosion. Construction runoff related impacts associated with the above ground construction activities can be readily controlled through the use of appropriate mitigation measures which include:	^*
S3.4		- use of sediment traps.	^
S3.4		- adequate maintenance of drainage systems to prevent flooding	^*

<b>Implementation Schedule for Water Quality Measures</b>			
<b>EIA for KTD Development Ref.</b>	<b>EIA for KTD – Roads D3A &amp; D4A Ref.</b>	<b>Environmental Protection Measures / Mitigation Measures</b>	<b>Status</b>
		and overflow.	
	S5.8	- Surface run-off from construction sites should be discharged into storm drains via adequately designed sand/silt removal facilities such as sand traps, silt traps and sedimentation basins.	^*
	S5.8	- Channels or earth bunds or sand bag barriers should be provided on site to properly direct stormwater to such silt removal facilities. Perimeter channels should be provided on site boundaries where necessary to intercept storm run-off from outside the site so that it will not wash across the site. Catchpits and perimeter channels should be constructed in advance of site formation works and earthworks.	^
	S5.8	- Silt removal facilities, channels and manholes should be maintained and the deposited silt and grit should be removed regularly, at the onset of and after each rainstorm to prevent local flooding. Any practical options for the diversion and re-alignment of drainage should comply with both engineering and environmental requirements in order to provide adequate hydraulic capacity of all drains. Minimum distance of 100 m should be maintained between the discharge points of construction site run-off and the existing saltwater intakes.	^*
	S5.8	- Earthworks final surfaces should be well compacted and the subsequent permanent work or surface protection should be carried out immediately after the final surfaces are formed to prevent erosion caused by rainstorms. Appropriate drainage like intercepting channels should be provided where necessary.	^
	S5.8	- Measures should be taken to minimize the ingress of rainwater into trenches. If excavation of trenches in wet seasons is necessary, they should be dug and backfilled in short sections. Rainwater pumped out from trenches or foundation excavations should be discharged into storm drains via silt removal facilities.	^
	S5.8	- Open stockpiles of construction materials (e.g. aggregates, sand and fill material) on sites should be covered with tarpaulin or similar fabric during rainstorms.	^
	S5.8	- Manholes (including newly constructed ones) should always be adequately covered and temporarily sealed so as to prevent silt, construction materials or debris from getting into the drainage system, and to prevent storm run-off from getting into foul sewers. Discharge of surface run-off into foul sewers must	^

<b>Implementation Schedule for Water Quality Measures</b>			
<b>EIA for KTD Development Ref.</b>	<b>EIA for KTD – Roads D3A &amp; D4A Ref.</b>	<b>Environmental Protection Measures / Mitigation Measures</b>	<b>Status</b>
		always be prevented in order not to unduly overload the foul sewerage system.	
	S5.8	- Good site practices should be adopted to remove rubbish and litter from construction sites so as to prevent the rubbish and litter from spreading from the site area. It is recommended to clean the construction sites on a regular basis.	^
S3.4		Construction site should be provided with adequately designed perimeter channel and pre-treatment facilities and proper maintenance. The boundaries of critical areas of earthworks should be marked and surrounded by dykes or embankments for flood protection. Temporary ditches should be provided to facilitate runoff discharge into the appropriate watercourses, via a silt retention pond. Permanent drainage channels should incorporate sediment basins or traps and baffles to enhance deposition rates. The design of efficient silt removal facilities should be based on the guidelines in Appendix A1 of ProPECC PN 1/94.	^
S3.4	S5.8	Ideally, construction works should be programmed to minimise surface excavation works during the rainy season (April to September). All exposed earth areas should be completed as soon as possible after earthworks have been completed, or alternatively, within 14 days of the cessation of earthworks where practicable.  If excavation of soil cannot be avoided during the rainy season, or at any time of year when rainstorms are likely, exposed slope surfaces should be covered by tarpaulin or other means.  If excavation in soil cannot be avoided in these months or at any time of year when rainstorms are likely, for the purpose of preventing soil erosion, temporary exposed slope surfaces should be covered e.g. by tarpaulin, and temporary access roads should be protected by crushed stone or gravel, as excavation proceeds. Intercepting channels should be provided (e.g. along the crest / edge of excavation) to prevent storm runoff from washing across exposed soil surfaces. Arrangements should always be in place in such a way that adequate surface protection measures can be safely carried out well before the arrival of a rainstorm.	^
S3.4		Sediment tanks of sufficient capacity, constructed from pre-formed individual cells of approximately 6 to 8 m <sup>3</sup> capacity, are recommended as a general mitigation measure which can be used for settling surface runoff prior to disposal. The system capacity is	^

<b>Implementation Schedule for Water Quality Measures</b>			
<b>EIA for KTD Development Ref.</b>	<b>EIA for KTD – Roads D3A &amp; D4A Ref.</b>	<b>Environmental Protection Measures / Mitigation Measures</b>	<b>Status</b>
		flexible and able to handle multiple inputs from a variety of sources and particularly suited to applications where the influent is pumped.	
S3.4		Open stockpiles of construction materials (for examples, aggregates, sand and fill material) of more than 50 m <sup>3</sup> should be covered with tarpaulin or similar fabric during rainstorms. Measures should be taken to prevent the washing away of construction materials, soil, silt or debris into any drainage system.	^
S3.4		Manholes (including newly constructed ones) should always be adequately covered and temporarily sealed so as to prevent silt, construction materials or debris being washed into the drainage system and storm runoff being directed into foul sewers.	^
S3.4		Precautions to be taken at any time of year when rainstorms are likely, actions to be taken when a rainstorm is imminent or forecast, and actions to be taken during or after rainstorms are summarised in Appendix A2 of ProPECC PN 1/94. Particular attention should be paid to the control of silty surface runoff during storm events.	^
S3.4		Oil interceptors should be provided in the drainage system and regularly cleaned to prevent the release of oils and grease into the storm water drainage system after accidental spillages. The interceptor should have a bypass to prevent flushing during periods of heavy rain.	NA
S3.4	S5.8	<u>Wheel Washing Water</u> All vehicles and plant should be cleaned before leaving a construction site to ensure no earth, mud, debris and the like is deposited by them on roads. An adequately designed and located wheel washing bay should be provided at every site exit, and wash-water should have sand and silt settled out and removed at least on a weekly basis to ensure the continued efficiency of the process. The section of access road leading to, and exiting from, the wheel-wash bay to the public road should be paved with sufficient backfall toward the wheel-wash bay to prevent vehicle tracking of soil and silty water to public roads and drains.	^
S3.4		<u>Drainage</u> It is recommended that on-site drainage system should be installed prior to the commencement of other construction activities. Sediment traps should be installed in order to minimise the sediment loading of the effluent prior to discharge into foul sewers. There should be no direct discharge of effluent from the site into the sea.	^

<b>Implementation Schedule for Water Quality Measures</b>			
<b>EIA for KTD Development Ref.</b>	<b>EIA for KTD – Roads D3A &amp; D4A Ref.</b>	<b>Environmental Protection Measures / Mitigation Measures</b>	<b>Status</b>
S3.4		All temporary and permanent drainage pipes and culverts provided to facilitate runoff discharge should be adequately designed for the controlled release of storm flows. All sediment control measures should be regularly inspected and maintained to ensure proper and efficient operation at all times and particularly following rain storms. The temporarily diverted drainage should be reinstated to its original condition when the construction work has finished or the temporary diversion is no longer required.	^*
S3.4		All fuel tanks and storage areas should be provided with locks and be located on sealed areas, within bunds of a capacity equal to 110% of the storage capacity of the largest tank, to prevent spilled fuel oils from reaching the coastal waters of the Victoria Harbour WCZ.	^
S3.4	S5.8	<p><u>Sewage Effluent</u></p> <p>Construction work force sewage discharges on site are expected to be connected to the existing trunk sewer or sewage treatment facilities. The construction sewage may need to be handled by portable chemical toilets prior to the commission of the on-site sewer system. Appropriate numbers of portable toilets should be provided by a licensed contractor to serve the large number of construction workers over the construction site. The Contractor should also be responsible for waste disposal and maintenance practices.</p> <p>Notices should be posted at conspicuous locations to remind the workers not to discharge any sewage or wastewater into the surrounding environment. Regular environmental audit of the construction site will provide an effective control of any malpractices and can encourage continual improvement of environmental performance on site. It is anticipated that sewage generation during the construction phase of the project would not cause water pollution problem after undertaking all required measures.</p>	^
S3.4		<p><u>Stormwater Discharges</u></p> <p>Minimum distances of 100 m should be maintained between the existing or planned stormwater discharges and the existing or planned seawater intakes</p>	^
S3.4		<p><u>Debris and Litter</u></p> <p>In order to maintain water quality in acceptable conditions with regard to aesthetic quality, contractors should be required, under</p>	^

<b>Implementation Schedule for Water Quality Measures</b>			
<b>EIA for KTD Development Ref.</b>	<b>EIA for KTD – Roads D3A &amp; D4A Ref.</b>	<b>Environmental Protection Measures / Mitigation Measures</b>	<b>Status</b>
		conditions of contract, to ensure that site management is optimised and that disposal of any solid materials, litter or wastes to marine waters does not occur.	
	S5.8	<u>Boring and Drilling Water</u> Water used in ground boring and drilling for site investigation or rock / soil anchoring should as far as practicable be re-circulated after sedimentation. When there is a need for final disposal, the wastewater should be discharged into storm drains via silt removal facilities.	^
	S5.8	<u>Acid Cleaning, Etching and Pickling Wastewater</u> Acidic wastewater generated from acid cleaning, etching, pickling and similar activities should be neutralized to within the pH range of 6 to 10 before discharging into foul sewers.	NA
	S5.8	<u>Effluent Discharge</u> There is a need to apply to EPD for a discharge licence for discharge of effluent from the construction site under the WPCO. The discharge quality must meet the requirements specified in the discharge licence. All the runoff and wastewater generated from the works areas should be treated so that it satisfies all the standards listed in the TM-DSS. Minimum distance of 100 m should be maintained between the discharge points of construction site effluent and the existing seawater intakes and the planned WSR mentioned in S5.3.1 as appropriate. The beneficial uses of the treated effluent for other on-site activities such as dust suppression, wheel washing and general cleaning etc., can minimise water consumption and reduce the effluent discharge volume. If monitoring of the treated effluent quality from the works areas is required during the construction phase of the Project, the monitoring should be carried out in accordance with the relevant WPCO licence which is under the ambit of regional office (RO) of EPD.	^
	S5.8	<u>Accidental Spillage</u> Contractor must register as a chemical waste producer if chemical wastes would be produced from the construction activities. The Waste Disposal Ordinance (Cap 354) and its subsidiary regulations in particular the Waste Disposal (Chemical Waste) (General) Regulation, should be observed and complied with for control of chemical wastes.	^

<b>Implementation Schedule for Water Quality Measures</b>			
<b>EIA for KTD Development Ref.</b>	<b>EIA for KTD – Roads D3A &amp; D4A Ref.</b>	<b>Environmental Protection Measures / Mitigation Measures</b>	<b>Status</b>
		Any service shop and maintenance facilities should be located on hard standings within a bunded area, and sumps and oil interceptors should be provided. Maintenance of vehicles and equipment involving activities with potential for leakage and spillage should only be undertaken within the areas appropriately equipped to control these discharges.	
	S5.8	Disposal of chemical wastes should be carried out in compliance with the Waste Disposal Ordinance. The Code of Practice on the Packaging, Labelling and Storage of Chemical Wastes published under the Waste Disposal Ordinance details the requirements to deal with chemical wastes. General requirements are given as follows: - Suitable containers should be used to hold the chemical wastes to avoid leakage or spillage during storage, handling and transport.	^
	S5.8	- Chemical waste containers should be suitably labelled, to notify and warn the personnel who are handling the wastes, to avoid accidents.	^
	S5.8	- Storage area should be selected at a safe location on site and adequate space should be allocated to the storage area.	^

<b>Implementation Schedule for Waste Management Measures</b>			
<b>EIA for KTD Development Ref.</b>	<b>EIA for KTD – Roads D3A &amp; D4A Ref.</b>	<b>Environmental Protection Measures / Mitigation Measures</b>	<b>Status</b>
S3.5		<u>Good Site Practices</u> It is not anticipated that adverse waste management related impacts would arise, provided that good site practices are adhered to. Recommendations for good site practices during construction activities include:	
S3.5		- Nomination of an approved person, such as a site manager, to be responsible for good site practices, arrangements for collection and effective disposal to an appropriate facility, of all wastes generated at the site.	^
	S6.7	- Prepare a Waste Management Plan, which becomes a part of the Environmental Management Plan, in accordance with the requirements stipulated in ETWB TC(W) No. 19/2005, approved by the Engineer/Supervising Officer of the Project based on current practices on construction sites.	^

<b>Implementation Schedule for Waste Management Measures</b>			
<b>EIA for KTD Development Ref.</b>	<b>EIA for KTD – Roads D3A &amp; D4A Ref.</b>	<b>Environmental Protection Measures / Mitigation Measures</b>	<b>Status</b>
S3.5	S6.7	- Training of site personnel in proper waste management and chemical waste handling procedures.	^
S3.5	S6.7	- Provision of sufficient waste disposal points and regular collection for disposal.	^*
S3.5	S6.7	- Appropriate measures to minimise windblown litter and dust during transportation of waste by either covering trucks or by transporting wastes in enclosed containers.	^
S3.5		- A recording system for the amount of wastes generated, recycled and disposed of (including the disposal sites).	^*
	S6.7	- Regular cleaning and maintenance programme for drainage systems, sumps and oil interceptors.	^
	S6.7	- Training should be provided to workers about the concepts of site cleanliness and appropriate waste management procedures, including waste reduction, reuse and recycle.	^
S3.5		<u>Waste Reduction Measures</u> Good management and control can prevent the generation of a significant amount of waste. Waste reduction is best achieved at the planning and design stage, as well as by ensuring the implementation of good site practices. Recommendations to achieve waste reduction include:	^
S3.5	S6.7	- Sort C&D waste from demolition of the remaining structures to recover recyclable portions such as metals.	NA
S3.5	S6.7	- Segregation and storage of different types of waste in different containers, skips or stockpiles to enhance reuse or recycling of materials and their proper disposal.	^
S3.5	S6.7	- Encourage collection of aluminium cans, PET bottles and paper by providing separate labelled bins to enable these wastes to be segregated from other general refuse generated by the work force.	^
S3.5		- Any unused chemicals or those with remaining functional capacity should be recycled.	^
S3.5	S6.7	- Proper storage and site practices to minimise the potential for damage or contamination of construction materials.	^
S3.5		<u>Construction and Demolition Materials</u> Mitigation measures and good site practices should be incorporated in the contract document to control potential environmental impact from handling and transportation of C&D material. The mitigation measures include:	

<b>Implementation Schedule for Waste Management Measures</b>			
<b>EIA for KTD Development Ref.</b>	<b>EIA for KTD – Roads D3A &amp; D4A Ref.</b>	<b>Environmental Protection Measures / Mitigation Measures</b>	<b>Status</b>
S3.5		- Where it is unavoidable to have transient stockpiles of C&D material within the Project work site pending collection for disposal, the transient stockpiles shall be located away from waterfront or storm drains as far as possible.	^
S3.5		- Open stockpiles of construction materials or construction wastes on-site should be covered with tarpaulin or similar fabric.	^
S3.5		- Skip hoist for material transport should be totally enclosed by impervious sheeting.	^
S3.5		- Every vehicle should be washed to remove any dusty materials from its body and wheels before leaving a construction site.	^
S3.5		- The area where vehicle washing takes place and the section of the road between the washing facilities and the exit point should be paved with concrete, bituminous materials or hardcores.	^
S3.5		- The load of dusty materials carried by vehicle leaving a construction site should be covered entirely by clean impervious sheeting to ensure dust materials do not leak from the vehicle.	^
S3.5		- All dusty materials should be sprayed with water prior to any loading, unloading or transfer operation so as to maintain the dusty materials wet.	^
S3.5		- The height from which excavated materials are dropped should be controlled to a minimum practical height to limit fugitive dust generation from unloading.	^
S3.5		- When delivering inert C&D material to public fill reception facilities, the material should consist entirely of inert construction waste and of size less than 250mm or other sizes as agreed with the Secretary of the Public Fill Committee. In order to monitor the disposal of the surplus C&D material at the designed public fill reception facility and to control fly tipping, a trip-ticket system as stipulated in the ETWB TCW No. 31/2004 “Trip Ticket System for Disposal of Construction and Demolition Materials” should be included as one of the contractual requirements and implemented by an Environmental Team undertaking the Environmental Monitoring and Audit work. An Independent Environmental Checker should be responsible for auditing the results of the system.	^

<b>Implementation Schedule for Waste Management Measures</b>			
<b>EIA for KTD Development Ref.</b>	<b>EIA for KTD – Roads D3A &amp; D4A Ref.</b>	<b>Environmental Protection Measures / Mitigation Measures</b>	<b>Status</b>
	S6.7	- Plan and stock construction materials carefully to minimize amount of waste generated and avoid unnecessary generation of waste.	^
S3.5		<u>Chemical Waste</u> After use, chemical wastes (for example, cleaning fluids, solvents, lubrication oil and fuel) should be handled according to the Code of Practice on the Packaging, Labelling and Storage of Chemical Wastes. Spent chemicals should be collected by a licensed collector for disposal at the CWTF or other licensed facility, in accordance with the Waste Disposal (Chemical Waste) (General) Regulation.	^
	S6.7	Separation of chemical wastes for special handling and appropriate treatment.	^
S3.5		<u>General Refuse</u> General refuse should be stored in enclosed bins or compaction units separate from C&D material. A licensed waste collector should be employed by the contractor to remove general refuse from the site, separately from C&D material. Effective collection and storage methods (including enclosed and covered area) of site wastes would be required to prevent waste materials from being blown around by wind, wastewater discharge by flushing or leaching into the marine environment, or creating odour nuisance or pest and vermin problem.	^

<b>Implementation Schedule for Landscape and Visual Measures</b>			
<b>EIA for KTD Development Ref.</b>	<b>EIA for KTD – Roads D3A &amp; D4A Ref.</b>	<b>Environmental Protection Measures / Mitigation Measures</b>	<b>Status</b>
S3.8.12		All existing trees should be carefully protected during construction	^*
S3.8.12		Trees unavoidably affected by the works should be transplanted where practical. Detailed transplanting proposal will be submitted to relevant government departments for approval in accordance with ETWBC 2/2004 and 3/2006. Final locations of transplanted trees should be agreed prior to commencement of the work.	NA
S3.8.12		Control of night-time lighting.	^
S3.8.12		Erection of decorative screen hoarding.	^
	S7.9	<u>Construction Site Control</u> - CM1 - Minimized construction area and contractor's temporary works areas.	^
		- CM2- Control of night-time lighting and glare by hooding all	^

<b>Implementation Schedule for Landscape and Visual Measures</b>			
<b>EIA for KTD Development Ref.</b>	<b>EIA for KTD – Roads D3A &amp; D4A Ref.</b>	<b>Environmental Protection Measures / Mitigation Measures</b>	<b>Status</b>
		lights.	
		- CM3 - Erection of decorative mesh screens or construction hoardings around works areas in visually unobtrusive colours.	^
		- CM4 - Reduction of construction period to practical minimum.	^
		- CM5 - Limitation of / Ensuring no run-off into surrounding landscape and adjacent seawater areas.	^
		- CM6 - Temporary or advance landscape should be provided along the temporary access roads to the Cruise Terminal until such time as road D3 is open.	NA

<b>Remarks:</b>			
^	Compliance of mitigation measure.	X	Non-compliance of mitigation measure.
N/A	Not Applicable at this stage.	●	Non-compliance but rectified by the contractor.
N/A (1)	Not observed.		
*	Recommendation was made during site audit but improved/rectified by the contractor.	#	Recommendation was made during audit and to be improved/ rectified by the contractor.

**Appendix I – Summaries of Environmental Complaint, Warning,  
Summon and Notification of Successful Prosecution**

**Reporting Period: July 2024 to September 2024**

<b>Contract No.</b>	<b>Record of Complaint (Yes/No)</b>	<b>Record of Warning (Yes/No)</b>	<b>Notification of Summons and Successful Prosecutions (Yes/No)</b>
ED/2018/01	No	No	No

**Cumulative Statistics on Complaints, Notification of Summons and Successful Prosecutions up to reporting period.**

<b>Contract No.</b>	<b>Record of Complaint</b>	<b>Record of Warning</b>	<b>Notification of Summons and Successful Prosecutions</b>
ED/2018/01	17	0	0

Complaint Log for ED/2018/01				
Complaint Ref. No.	Date of Complaint	Description of Complaint	Investigation / Recommendations / Actions	Close-Out Date / Status
C0001	A dust complaint was referred from the Contractor on 21 October 2020 regarding a public complaint via 1823 hotline (Case no. 3-6518939602) on 20 October 2020.	<ol style="list-style-type: none"> <li>The water spraying system was not operated in proper time.</li> <li>Stockpile was not covered properly.</li> <li>Haul road was not wetted.</li> <li>Materials transported on trucks were not provided with mechanical covers.</li> </ol>	<p><u>Investigation</u></p> <ol style="list-style-type: none"> <li>Based on the information provided by the Contractor on 22 October 2020, the water sprinklers system was sprayed every 15 minutes with 70 seconds interval automatically. For the area that water sprinklers system was not covered, manual water spraying was provided. Dump trucks were covered with mechanical cover after loading the materials. The stockpile area was covered by the tarpaulin during night time.</li> <li>Based on the monitoring results on 16 October 2020, the 1-hour and 24-hour TSP results were below the Action Levels and Limit Levels.</li> <li>Regular site inspection was conducted by ET on 22 October 2020, no adverse observation against the dust impact was recorded.</li> </ol> <p><u>Recommendations</u></p> <p>To minimize the impact for air quality, mitigation measures should be enhanced specially in dry seasons are recommended:</p> <ol style="list-style-type: none"> <li>Increase the frequency and duration for automatic water spraying system.</li> <li>Main haul road and the area that water sprinklers system was not covered in the construction site should be wetted by water trucks or manually in regular basis.</li> <li>Ensure stockpiling sites should be lined with impermeable sheeting and banded. Stockpiles should be fully covered by impermeable sheeting at all time except during working process.</li> </ol> <p><u>Action taken</u></p> <p>As per the Contractor, the water sprinklers are now adjusted to start at 8:00am and end at 6:00pm for Monday to Saturday while from 8:00am to 5:00pm on Sunday. Water spraying are set with 5-minute time interval with duration 30-60 seconds.</p>	<ul style="list-style-type: none"> <li>- Closed-out on 5 Nov 2020</li> <li>- No further complaint was received.</li> </ul>
C0002	A dust complaint was referred from the Contractor on 8 September 2021 through E-Mail	Complaint of dust problem at the pavement of Muk Tai Street near Sports Park.	<p><u>Investigation</u></p> <p>As per contractor, part of the complaint area was within the site boundary of the project.</p> <ul style="list-style-type: none"> <li>- Manual water spraying was provided.</li> <li>- The exposed surface and stockpile areas were covered by the impermeable</li> </ul>	<ul style="list-style-type: none"> <li>- Closed-out on 4 Oct 2021</li> <li>- No further complaint</li> </ul>

Complaint Log for ED/2018/01				
Complaint Ref. No.	Date of Complaint	Description of Complaint	Investigation / Recommendations / Actions	Close-Out Date / Status
	regarding a complaint received by EPD (EPD ref.: K19/RE/00021205-21) on 7 September 2021.		<p>tarpaulin sheet.</p> <p><u>Recommendations</u>            There was no direct evidence showing that the dust nuisance was caused by the contractor at the complaint area, however the contractor is recommended to implement the following measures to minimize the impact for air quality:</p> <ol style="list-style-type: none"> <li>1. Ensure stockpiling sites should be lined with impermeable sheeting and bundled.</li> <li>2. Stockpiles should be fully covered by impermeable sheeting at all time except during working process.</li> <li>3. Ensure the work fulfill the relevant statutory requirements on control of air pollution.</li> <li>4. Take necessary measures to minimize the environmental nuisance arising from the construction site.</li> </ol> <p><u>Action taken</u>            The exposed surface and stockpile area was covered by the impermeable tarpaulin sheet.</p>	was received.
C0003	A water discharge complaint was referred from the Contractor on 10 December 2021 through E-Mail regarding a complaint received by EPD (ref.: K19/RE/00029046-21) on 9 December 2021.	Complaint of muddy water being discharged into the sea of To Kwa Wan Typhoon Shelter via a DSD outfall near the roundabout of Shing Fung Road.	<p><u>Investigation</u>            Joint site inspection was conducted by ER, IEC, ET and the contractor on 14 December 2021, no adverse observation against the water impact was recorded.</p> <ul style="list-style-type: none"> <li>- There was no muddy water discharge to DSD outfall near the roundabout of Shing Fung Road.</li> <li>- The sand bag with layers and filter were provided at the manholes.</li> </ul> <p><u>Recommendations</u>            There was no direct evidence showing that the water nuisance was caused by the contractor at the complaint area.            Some of muddy water generated from wheel washing might be flow to the outfall inside the site boundary, however the contractor had taken the mitigation measure by using sand bag and filter to ease the nuisance. The contractor is recommended to implement the following measures to minimize the impact for waste water:</p>	- Closed-out on 5 Jan 2022 - No further complaint was received.

Complaint Log for ED/2018/01				
Complaint Ref. No.	Date of Complaint	Description of Complaint	Investigation / Recommendations / Actions	Close-Out Date / Status
			<ul style="list-style-type: none"> <li>- Enhance the sand bag with several layers instead of one layer only and replace the filter frequently.</li> <li>- Modify the wheel washing area such that the muddy water will be directly flow to the pit and then waste water treatment facility.</li> <li>- Take necessary measures to minimize the environmental nuisance arising from the construction site.</li> </ul> <p><u>Action taken</u></p> <ul style="list-style-type: none"> <li>- Sand bags and filter were used to block the manholes.</li> <li>- Manholes had been adequately covered and replace the filter frequently.</li> </ul>	
C0004	A dust complaint was referred received by EPD on 16 December 2022	Contractor received Notification of Environmental Complaints from EPD (ref.: K19/RE/00029136-22 ) by E-Mail on 22 December 2021. Complaint of mud/silt being brought out by vehicles from the project site casing mud/silt accumulation	<p><u>Investigation</u></p> <p>Regular site inspection was conducted by ET on 29 December 2022</p> <ul style="list-style-type: none"> <li>- As per the Contractor, mud / slit generated from nearby construction sites might be brought to Shing Fung Road roundabout.</li> <li>- No adverse observation against the dust impact was recorded during site inspection.</li> </ul> <p><u>Recommendations</u></p> <p>To minimize the impact for air quality, mitigation measures should be enhanced specially in dry seasons are recommended:</p> <ol style="list-style-type: none"> <li>1. Increase the frequency and duration for automatic water spraying system.</li> <li>2. Main haul road and the area that water sprinklers system was not covered in the construction site should be wetted by water trucks or manually in regular basis.</li> <li>3. Regular wash and clean the share haul road and roundabout in Shing Fung Road.</li> <li>4. Wheel washing for the trucks and vehicles before leaving the project site. The muddy water after the wheel washing should be directed to sedimentation tank and wastewater treatment facility before discharging to gully.</li> </ol>	<ul style="list-style-type: none"> <li>- Closed-out on 13 January 2023.</li> <li>- No further complaint was received</li> </ul>

Complaint Log for ED/2018/01														
Complaint Ref. No.	Date of Complaint	Description of Complaint	Investigation / Recommendations / Actions		Close-Out Date / Status									
		on Shing Fung Road.	5. Ensure stockpiling sites should be lined with impermeable sheeting and banded. Stockpiles should be fully covered by impermeable sheeting at all time except during working process. 6. Dusty materials transported on truck shall be covered. <u>Action taken</u> - Watering manually frequently. - Haul Road surfaces were wetted by water truck. - Wheel washing for the trucks and vehicles before leaving the project site.											
C0005	<p>A noise complaint was received by EPD on 21 Dec 2022.</p> <p>Contractor received Notification of Environmental Complaints from EPD (EPD ref.: K19/RE/00029422-22) on 22 Dec 2022.</p> <p>IEC received the notification on 22 Dec 2022 from EPD and forwarded the notification to CEDD, Contractor, ER and ET on same day.</p>	<p>Complaint of construction noise arising from the project site near Shing Kai Road and Muk Tai Street continued to 01:30 am on 21 Dec 2022.</p>	<p><u>Investigation</u>            Regular site inspection was conducted by ET and the Contractor on 29 Dec 2022</p> <p>1. The complaint was project-related as construction noise arose from the project site near Shing Kai Road and Muk Tai Street.</p> <p>2. Status of CNPs in the work area near Shing Kai Road and Muk Tai Street were checked and all of them were valid. However, the CNPs only cover the period up to 2300.</p> <table border="1"> <thead> <tr> <th>Construction Noise Permit</th> <th>Valid Form</th> <th>Valid Till</th> </tr> </thead> <tbody> <tr> <td>GW-RE1297-22</td> <td>10 Dec 2022</td> <td>08 Jun 2023</td> </tr> <tr> <td>GW-RE1299-22</td> <td>17 Dec 2022</td> <td>15 Jun 2023</td> </tr> </tbody> </table> <p><u>Actions taken</u></p> <p>1. Refresher training about CNP was provided to the labour on 22 Dec 2022.</p> <p>2. No construction activities were allowed in the restricted hours for those areas without valid CNP.</p> <p><u>Recommendations</u>            To minimize the impact of construction noise, the following mitigation measures are recommended:</p> <p>1. Provide regular training about CNP and other environmental issues to staff.</p> <p>2. Regularly check the status of ALL CNP and other environmental permits.</p>		Construction Noise Permit	Valid Form	Valid Till	GW-RE1297-22	10 Dec 2022	08 Jun 2023	GW-RE1299-22	17 Dec 2022	15 Jun 2023	<p>- After six months of receiving the complaint, there was no further action from EPD.</p> <p>- Closed-out on 29 Jun 2024.</p>
Construction Noise Permit	Valid Form	Valid Till												
GW-RE1297-22	10 Dec 2022	08 Jun 2023												
GW-RE1299-22	17 Dec 2022	15 Jun 2023												
C0006	A dust complaint was	Complaint of	<u>Investigation</u>		- Closed-out on									

Complaint Log for ED/2018/01				
Complaint Ref. No.	Date of Complaint	Description of Complaint	Investigation / Recommendations / Actions	Close-Out Date / Status
	<p>received by EPD on 6 Dec 2022.</p> <p>Contractor (POC) received Notification of Environmental Complaints from EPD (ref.: K19/RE/00027862-22) by E-Mail on 7 Dec 2022.</p> <p>IEC received the notification on 19 Jan 2023 and forwarded the notification to CEDD, ER and ET on same day.</p>	<p>construction dust arising from construction sites along Shing Fung Road.</p>	<p>Site inspections were conducted by ET on 26 Jan 2023 and joint site inspection was conducted by Contractor (POC), ER, ET and IEC on 8 Feb 2023.</p> <ol style="list-style-type: none"> <li>1. The concerned area (roundabout) is the common road for public vehicles. In addition, construction vehicles from several nearby construction sites also use the concerned road, especially a lots of dump trucks.</li> <li>2. Construction vehicles from Contractor (POC) project site are not allowed leaving the site to Shing Fung Road directly as the exit was blocked by barriers since 21 Jan 2023.</li> <li>3. Worker of sub-contractor from Contractor (POC) wetted the part of the concerned road surface during the site inspection on 8 Feb 2023 to suppress dust emission.</li> <li>4. No construction works was observed on 26 Jan 2023 and no adverse observation against the dust impact were found during the site inspection on both dates.</li> </ol> <p><u>Action taken</u></p> <ol style="list-style-type: none"> <li>1. Haul Road surfaces were wetted manually and washed the dusty water barrier regularly.</li> <li>2. Wheel washing for the trucks and vehicles before leaving the project site directly through Shing Fung Road exit.</li> <li>3. Construction vehicles from Contractor (POC) are not allowed leaving the site to Shing Fung Road directly as the exit was blocked by barriers since 21 Jan 2023.</li> </ol> <p><u>Recommendations</u></p> <p>There was no direct evidence showing that the dust nuisance was caused by the contractor at the complaint area, however Contractor (POC) is recommended to implement the following measures to minimize the impact for air quality:</p> <ol style="list-style-type: none"> <li>1. Main haul road and the area that water sprinklers system was not covered in the construction site should be wetted manually in regular basis.</li> <li>2. Regular wash the share haul road and roundabout in Shing Fung Road.</li> <li>3. Wheel washing for the trucks and vehicles before leaving the project site. The muddy water after the wheel washing should be directed to</li> </ol>	<p>16 Mar 2023.</p> <p>-</p>

Complaint Log for ED/2018/01				
Complaint Ref. No.	Date of Complaint	Description of Complaint	Investigation / Recommendations / Actions	Close-Out Date / Status
			<p>sedimentation tank and wastewater treatment facility before discharging to gully.</p> <p>4. Dusty materials transported on truck shall be covered.</p>	
C0007	<p>A dust complaint was received by EPD on 19 Jan 2023.</p> <p>Contractor (POC) received Notification of Environmental Complaints from EPD (ref.: K19/RE/00001988-23) by E-Mail on 2 Feb 2023.</p> <p>IEC received the notification on 2 Feb 2023 and forwarded the notification to CEDD, ER and ET on the same day.</p>	<p>Complaint of dusty environment at the new road connecting Shing Fung Road and Shing Kai Road caused by vehicles from construction sites nearby.</p>	<p><u>Investigation</u></p> <p>Joint site inspection was conducted by Contractor (POC), ER, ET and IEC on 8 Feb 2023.</p> <ol style="list-style-type: none"> <li>The concerned area (new road connecting Shing Fung Road &amp; Shing Kai Road) has been open for public vehicles (not only project related vehicles) since 31 Dec 2022.</li> <li>Construction vehicles from POC are not allowed leaving the site to Shing Fung Road directly with barriers blocked since 21 Jan 2023.</li> <li>Contractor (POC) has restricted the construction vehicles from nearby construction site (Gammon site) using this site entrance for any construction activities since 4 Feb 2023.</li> <li>Worker of sub-contractor from Contractor (POC) wetted the part of the concerned road surface during the site inspection on 8 Feb 2023 to suppress dust emission.</li> <li>No adverse observation against the dust impact were found during the site inspection along the new road.</li> </ol> <p><u>Action taken</u></p> <ol style="list-style-type: none"> <li>Haul Road surfaces were wetted manually and washed the dusty water barrier regularly.</li> <li>Wheel washing for the trucks and vehicles before leaving the project site.</li> <li>Contractor (POC) has restricted the construction vehicles from nearby construction site (Gammon site) using this site entrance for any construction activities since 4 Feb 2023.</li> </ol> <p><u>Recommendations</u></p> <p>There was no direct evidence showing that the dust nuisance was caused by the contractor at the complaint area, however Contractor (POC) is recommended to implement the following measures to minimize the impact for air quality:</p>	<p>- Closed-out on 16 Mar 2023.</p> <p>-</p>

Complaint Log for ED/2018/01				
Complaint Ref. No.	Date of Complaint	Description of Complaint	Investigation / Recommendations / Actions	Close-Out Date / Status
			<ol style="list-style-type: none"> <li>1. Main haul road and the area that water sprinklers system was not covered in the construction site should be wetted by water trucks or manually in regular basis.</li> <li>2. Regular wash the share haul road in Shing Fung Road.</li> <li>3. Wheel washing for the trucks and vehicles before leaving the project site. The muddy water after the wheel washing should be directed to sedimentation tank and wastewater treatment facility before discharging to gully.</li> <li>4. Dusty materials transported on truck shall be covered.</li> </ol>	
C0008	<p>A dust complaint was received by EPD on 13 Feb 2023.</p> <p>Contractor (POC) received the Notification of Environmental Complaints from EPD (ref.: K19/RE/00003909-23) by E-Mail on 17 Feb 2023 and forwarded the E-mail to ER, ET and IEC on same day.</p>	<p>Complaint of silt / mud accumulation on the new road connecting Shing Fung Road and Shing Kai Road caused by vehicles from construction sites nearby.</p>	<p><u>Investigation</u></p> <p>Joint site inspection was conducted by Contractor (POC), ER, ET and IEC on 23 Feb 2023 and regular site inspection was conducted by Contractor (POC), ER and ET on 2 Mar 2023.</p> <ol style="list-style-type: none"> <li>1. The concerned area (new road connecting Shing Fung Road &amp; Shing Kai Road) has been open for public vehicles (not only project related vehicles) since 31 Dec 2022. Vehicles from nearby construction sites also used the concerned road. Those are the possible sources of dust nuisance.</li> <li>2. Construction vehicles from POC are not allowed leaving the site to Shing Fung Road directly with barriers blocked since 21 Jan 2023.</li> <li>3. Contractor (POC) has restricted the construction vehicles from nearby construction site (Gammon site) using this site entrance for any construction activities since 4 Feb 2023.</li> <li>4. As per Contractor (POC), EPD conducted site visit on 16 Feb 2023.</li> <li>5. No adverse observation against the dust / muddy water impact were found during the site inspection on both dates.</li> </ol> <p><u>Action taken</u></p> <ol style="list-style-type: none"> <li>1. Construction vehicles from Contractor (POC) are not allowed leaving the site to Shing Fung Road directly as the exit was blocked by barriers since 21 Jan 2023.</li> <li>2. Contractor (POC) has restricted the construction vehicles from nearby construction site (Gammon site) using this site entrance for any construction</li> </ol>	<p>- Closed-out on 29 Mar 2023.</p> <p>-</p>

Complaint Log for ED/2018/01														
Complaint Ref. No.	Date of Complaint	Description of Complaint	Investigation / Recommendations / Actions	Close-Out Date / Status										
			<p>activities since 4 Feb 2023.</p> <ol style="list-style-type: none"> <li>3. Haul Road surfaces were wetted manually and washed the dusty water barrier regularly.</li> <li>4. Wheel washing for the trucks and vehicles before leaving the project site.</li> <li>5. As per instruction from CEDD and AECOM, road washing along the new road (connecting Shing Fung Road and Shing Kai Road) and Shing Fung Road by water truck was conducted once a week as follow: <table border="1" data-bbox="904 544 1861 719"> <thead> <tr> <th>Date</th> <th>Road Washing by</th> </tr> </thead> <tbody> <tr> <td>8 Mar 2023</td> <td>Sweeper truck with water spraying truck</td> </tr> <tr> <td>9 Mar 2023</td> <td>Sweeper truck with water spraying truck</td> </tr> <tr> <td>14 Mar 2023</td> <td>Sweeper truck with water spraying truck</td> </tr> <tr> <td>22 Mar 2023</td> <td>Sweeper truck with water spraying truck</td> </tr> </tbody> </table> </li> <li>6. During the two site inspections, mitigation measures implemented by the Contractor (POC) were found properly based on existing site condition and resources.</li> </ol> <p><u>Recommendations</u>  There was no direct evidence showing that the dust nuisance was caused by the contractor at the complaint area, however Contractor (POC) is recommended to implement the following measures to minimize the impact for air quality:</p> <ol style="list-style-type: none"> <li>1. Main haul road and the area that water sprinklers system was not covered in the construction site should be wetted by water trucks or manually in regular basis.</li> <li>2. Regular wash the share haul road in Shing Fung Road.</li> <li>3. Dusty materials transported on truck shall be covered.</li> </ol>	Date	Road Washing by	8 Mar 2023	Sweeper truck with water spraying truck	9 Mar 2023	Sweeper truck with water spraying truck	14 Mar 2023	Sweeper truck with water spraying truck	22 Mar 2023	Sweeper truck with water spraying truck	
Date	Road Washing by													
8 Mar 2023	Sweeper truck with water spraying truck													
9 Mar 2023	Sweeper truck with water spraying truck													
14 Mar 2023	Sweeper truck with water spraying truck													
22 Mar 2023	Sweeper truck with water spraying truck													
C0009	<p>A dust complaint was received by EPD on 15 Feb 2023.</p> <p>Contractor (POC) received the Notification of</p>	<p>Complaint of mud / silt being brought out by vehicles from construction site at Shing Fung Road</p>	<p><u>Investigation</u>  Joint site inspection was conducted by Contractor (POC), ER, ET and IEC on 23 Feb 2023 and regular site inspection was conducted by Contractor (POC), ER and ET on 2 Mar 2023.</p> <ol style="list-style-type: none"> <li>1. The concerned area (new road connecting Shing Fung Road &amp; Shing Kai Road) has been open for public vehicles (not only project related vehicles) since 31 Dec 2022. Vehicles from nearby construction sites also used the</li> </ol>	- Closed-out on 29 Mar 2023.										

Complaint Log for ED/2018/01															
Complaint Ref. No.	Date of Complaint	Description of Complaint	Investigation / Recommendations / Actions		Close-Out Date / Status										
	Environmental Complaints from EPD (ref.: K19/RE/00004280-23) by E-Mail on 22 Feb 2023 and forwarded the E-mail to ER, ET and IEC on same day.	roundabout (near Lamp Post DF4831) causing mud / silt accumulation along Shing Fung Road.	<p>concerned road. Those are the possible sources of dust nuisance.</p> <ol style="list-style-type: none"> <li>Construction vehicles from POC are not allowed leaving the site to Shing Fung Road directly with barriers blocked since 21 Jan 2023.</li> <li>Contractor (POC) has restricted the construction vehicles from nearby construction site (Gammon site) using this site entrance for any construction activities since 4 Feb 2023.</li> <li>As per Contractor (POC), EPD conducted site visit on 16 Feb 2023.</li> <li>No adverse observation against the dust impact were found during the site inspection on both dates.</li> </ol> <p><u>Action taken</u></p> <ol style="list-style-type: none"> <li>Construction vehicles from Contractor (POC) are not allowed leaving the site to Shing Fung Road directly as the exit was blocked by barriers since 21 Jan 2023.</li> <li>Contractor (POC) has restricted the construction vehicles from nearby construction site (Gammon site) using this site entrance for any construction activities since 4 Feb 2023.</li> <li>Haul Road surfaces were wetted manually and washed the dusty water barrier regularly.</li> <li>Wheel washing for the trucks and vehicles before leaving the project site.</li> <li>As per instruction from CEDD and AECOM, road washing along the new road (connecting Shing Fung Road and Shing Kai Road) and Shing Fung Road by water truck was conducted once a week as follow:</li> </ol> <table border="1"> <thead> <tr> <th>Date</th> <th>Road Washing by</th> </tr> </thead> <tbody> <tr> <td>8 Mar 2023</td> <td>Sweeper truck with water spraying truck</td> </tr> <tr> <td>9 Mar 2023</td> <td>Sweeper truck with water spraying truck</td> </tr> <tr> <td>14 Mar 2023</td> <td>Sweeper truck with water spraying truck</td> </tr> <tr> <td>22 Mar 2023</td> <td>Sweeper truck with water spraying truck</td> </tr> </tbody> </table> <ol style="list-style-type: none"> <li>During the two site inspections, mitigation measures implemented by the Contractor (POC) were found properly based on existing site condition and resources.</li> </ol> <p><u>Recommendations</u></p>		Date	Road Washing by	8 Mar 2023	Sweeper truck with water spraying truck	9 Mar 2023	Sweeper truck with water spraying truck	14 Mar 2023	Sweeper truck with water spraying truck	22 Mar 2023	Sweeper truck with water spraying truck	
Date	Road Washing by														
8 Mar 2023	Sweeper truck with water spraying truck														
9 Mar 2023	Sweeper truck with water spraying truck														
14 Mar 2023	Sweeper truck with water spraying truck														
22 Mar 2023	Sweeper truck with water spraying truck														

Complaint Log for ED/2018/01				
Complaint Ref. No.	Date of Complaint	Description of Complaint	Investigation / Recommendations / Actions	Close-Out Date / Status
			<p>There was no direct evidence showing that the dust nuisance was caused by the contractor at the complaint area, however Contractor (POC) is recommended to implement the following measures to minimize the impact for air quality:</p> <ol style="list-style-type: none"> <li>1. Main haul road and the area that water sprinklers system was not covered in the construction site should be wetted by water trucks or manually in regular basis.</li> <li>2. Regular wash the share haul road in Shing Fung Road.</li> </ol> <p>Dusty materials transported on truck shall be covered.</p>	
C0010	<p>A dust and muddy water complaint was received by Hotline 1823 on 9 Mar 2023.</p> <p>ER received the transfer from the Hotline 1823 on 9 Mar 2023 and forwarded the E-mail to Contractor (POC), ET and IEC on same day.</p>	<p>Complaint of dusty environment at the new road (connecting Shing Fung Road and Shing Kai Road) and Shing Fung Road roundabout.</p> <p>Worker wetted the road surface and might cause mud / silt problem.</p>	<p><u>Investigation</u></p> <p>Joint site inspection was conducted by Contractor (POC), ER, and ET on 16 Mar 2023 and 23 Mar 2023.</p> <ol style="list-style-type: none"> <li>1. The concerned area (new road connecting Shing Fung Road &amp; Shing Kai Road) has been open for public vehicles (not only project related vehicles) since 31 Dec 2022. Vehicles from nearby construction sites also used the concerned road. Those are the possible sources of dust nuisance.</li> <li>2. Construction vehicles from POC are not allowed leaving the site to Shing Fung Road directly with barriers blocked since 21 Jan 2023.</li> <li>3. Contractor (POC) has restricted the construction vehicles from nearby construction site (Gammon site) using this site entrance for any construction activities since 4 Feb 2023.</li> <li>4. The sandbags were provided around the manholes.</li> <li>5. No adverse observation against the dust / muddy water impact were found during the site inspection on both dates.</li> </ol> <p><u>Action taken</u></p> <ol style="list-style-type: none"> <li>1. Construction vehicles from Contractor (POC) are not allowed leaving the site to Shing Fung Road directly as the exit was blocked by barriers since 21 Jan 2023.</li> <li>2. Contractor (POC) has restricted the construction vehicles from nearby construction site (Gammon site) using this site entrance for any construction activities since 4 Feb 2023.</li> <li>3. Haul Road surfaces were wetted manually and washed the dusty water barrier regularly.</li> </ol>	- Closed-out on 6 Apr 2023.

Complaint Log for ED/2018/01														
Complaint Ref. No.	Date of Complaint	Description of Complaint	Investigation / Recommendations / Actions	Close-Out Date / Status										
			<p>4. Wheel washing for the trucks and vehicles before leaving the project site.</p> <p>5. As per instruction from CEDD and AECOM, road washing along the new road (connecting Shing Fung Road and Shing Kai Road) and Shing Fung Road by water truck was conducted once a week as follow:</p> <table border="1"> <thead> <tr> <th>Date</th> <th>Road Washing by</th> </tr> </thead> <tbody> <tr> <td>8 Mar 2023</td> <td>Sweeper truck with water spraying truck</td> </tr> <tr> <td>9 Mar 2023</td> <td>Sweeper truck with water spraying truck</td> </tr> <tr> <td>14 Mar 2023</td> <td>Sweeper truck with water spraying truck</td> </tr> <tr> <td>22 Mar 2023</td> <td>Sweeper truck with water spraying truck</td> </tr> </tbody> </table> <p>6. The sandbags were provided around the manholes.</p> <p>7. During the two site inspections, mitigation measures implemented by the Contractor (POC) were found properly based on existing site condition and resources.</p> <p><u>Recommendations</u>  There was no direct evidence showing that the dust nuisance was caused by the contractor at the complaint area, however Contractor (POC) is recommended to implement the following measures to minimize the impact for air and water quality:</p> <ol style="list-style-type: none"> <li>1. Dusty materials transported on truck shall be covered.</li> <li>2. Enhance the sandbags with several layers of filters and replace the filter frequently.</li> </ol>	Date	Road Washing by	8 Mar 2023	Sweeper truck with water spraying truck	9 Mar 2023	Sweeper truck with water spraying truck	14 Mar 2023	Sweeper truck with water spraying truck	22 Mar 2023	Sweeper truck with water spraying truck	
Date	Road Washing by													
8 Mar 2023	Sweeper truck with water spraying truck													
9 Mar 2023	Sweeper truck with water spraying truck													
14 Mar 2023	Sweeper truck with water spraying truck													
22 Mar 2023	Sweeper truck with water spraying truck													
C0011	A muddy water complaint was received by EPD on 9 Mar 2023.  Contractor (POC) received the Notification of Environmental Complaints from EPD (ref.:	Complaint of water being sprayed onto vehicles passing by and mud / silt being washed into roadside gully near Shing Fung Road roundabout.	<p><u>Investigation</u>  Joint site inspection was conducted by Contractor (POC), ER and ET on 23 Mar 2023.</p> <ol style="list-style-type: none"> <li>1. The concerned area (new road connecting Shing Fung Road &amp; Shing Kai Road) has been open for public vehicles (not only project related vehicles) since 31 Dec 2022. Vehicles from nearby construction sites also used the concerned road. Those are the possible sources of dust / mud / silt nuisance.</li> <li>2. The sandbags were provided around the manholes.</li> <li>3. No adverse observation against the muddy water impact were found during the site inspection on both dates.</li> </ol>	- Closed-out on 6 Apr 2023.										

Complaint Log for ED/2018/01														
Complaint Ref. No.	Date of Complaint	Description of Complaint	Investigation / Recommendations / Actions	Close-Out Date / Status										
	K19/RE/00006427-23) by E-Mail on 16 Mar 2023 and forwarded the E-mail to ER, ET and IEC on 17 Mar 2023.		<p><u>Action taken</u></p> <ol style="list-style-type: none"> <li>As per Contractor (POC), no manually road surfaces watering on Shing Fung Road after receiving complaint (16 Mar 2023).</li> <li>As per instruction from CEDD and AECOM, road washing along the new road (connecting Shing Fung Road and Shing Kai Road) and Shing Fung Road by water truck was conducted once a week as follow: <table border="1" data-bbox="902 534 1859 711"> <thead> <tr> <th>Date</th> <th>Road Washing by</th> </tr> </thead> <tbody> <tr> <td>8 Mar 2023</td> <td>Sweeper truck with water spraying truck</td> </tr> <tr> <td>9 Mar 2023</td> <td>Sweeper truck with water spraying truck</td> </tr> <tr> <td>14 Mar 2023</td> <td>Sweeper truck with water spraying truck</td> </tr> <tr> <td>22 Mar 2023</td> <td>Sweeper truck with water spraying truck</td> </tr> </tbody> </table> </li> <li>The sandbags were provided around the manholes.</li> </ol> <p><u>Recommendations</u></p> <p>There was no direct evidence showing that the muddy water nuisance was caused by the contractor at the complaint area, however Contractor (POC) is recommended to implement the following measures to minimize the impact for air and water quality:</p> <ol style="list-style-type: none"> <li>Enhance the sandbags with several layers of filters and replace the filter frequently.</li> </ol>	Date	Road Washing by	8 Mar 2023	Sweeper truck with water spraying truck	9 Mar 2023	Sweeper truck with water spraying truck	14 Mar 2023	Sweeper truck with water spraying truck	22 Mar 2023	Sweeper truck with water spraying truck	
Date	Road Washing by													
8 Mar 2023	Sweeper truck with water spraying truck													
9 Mar 2023	Sweeper truck with water spraying truck													
14 Mar 2023	Sweeper truck with water spraying truck													
22 Mar 2023	Sweeper truck with water spraying truck													
C0012	A dust complaint was received by EPD on 31 May 2023.  Contractor (POC) received the Notification of Environmental Complaints from EPD (ref.: K19/RE/00013488-23)	Complaint of silt / mud accumulation on the new road connecting Shing Fung Road and Shing Kai Road caused by vehicles from construction site nearby.	<p><u>Investigation</u></p> <p>Joint site inspection was conducted by Contractor (POC), ER and ET on 8 June 2023.</p> <ol style="list-style-type: none"> <li>As per Mr. Tony Tang from POC, the concerned area was the section of Shing Fung Road at the entrance of Gammon site accommodation.</li> <li>The new road connecting Shing Fung Road &amp; Shing Kai Road) has been open for public vehicles (not only project related vehicles) since 31 December 2022. Vehicles from nearby construction sites also used the concerned road. Those are the possible sources of dust / silt nuisance.</li> <li>As per Mr. Tony Tang from POC, recycled water was used in wheel washing machine near the entrance of Gammon site. Those are the possible sources</li> </ol>	- Closed-out on 19 June 2023.										

Complaint Log for ED/2018/01																						
Complaint Ref. No.	Date of Complaint	Description of Complaint	Investigation / Recommendations / Actions	Close-Out Date / Status																		
	by E-Mail on 6 June 2023 and forwarded the E-mail to ER, ET and IEC on same day.		<p>of mud nuisance.</p> <p>4. No adverse observation against the dust impact were found during the site inspection.</p> <p><u>Action taken</u></p> <p>1. As per instruction from CEDD and AECOM, road washing along the new road (connecting Shing Fung Road and Shing Kai Road) and Shing Fung Road by water truck was conducted twice a week start from 11 May 2023.</p> <table border="1"> <thead> <tr> <th>Date</th> <th>Road Washing by</th> </tr> </thead> <tbody> <tr> <td>19 May 2023</td> <td>Sweeper truck with water spraying truck</td> </tr> <tr> <td>23 May 2023</td> <td>Sweeper truck with water spraying truck</td> </tr> <tr> <td>25 May 2023</td> <td>Sweeper truck with water spraying truck</td> </tr> <tr> <td>30 May 2023</td> <td>Sweeper truck with water spraying truck</td> </tr> <tr> <td>2 June 2023</td> <td>Sweeper truck with water spraying truck</td> </tr> <tr> <td>6 June 2023</td> <td>Sweeper truck with water spraying truck</td> </tr> <tr> <td>9 June 2023</td> <td>Sweeper truck with water spraying truck</td> </tr> <tr> <td>13 June 2023</td> <td>Sweeper truck with water spraying truck</td> </tr> </tbody> </table> <p>2. Wheel washing for the vehicles before leaving the construction site.</p> <p><u>Recommendations</u></p> <p>There was no direct evidence showing that the dust nuisance was caused by the contractor at the complaint area, however Contractor (POC) is recommended to implement the following measures to minimize the impact for air quality:</p> <p>1. Regular wash the share haul road in Shing Fung Road and Shing Kai Road. Dusty materials transported on truck should be covered.</p>	Date	Road Washing by	19 May 2023	Sweeper truck with water spraying truck	23 May 2023	Sweeper truck with water spraying truck	25 May 2023	Sweeper truck with water spraying truck	30 May 2023	Sweeper truck with water spraying truck	2 June 2023	Sweeper truck with water spraying truck	6 June 2023	Sweeper truck with water spraying truck	9 June 2023	Sweeper truck with water spraying truck	13 June 2023	Sweeper truck with water spraying truck	
Date	Road Washing by																					
19 May 2023	Sweeper truck with water spraying truck																					
23 May 2023	Sweeper truck with water spraying truck																					
25 May 2023	Sweeper truck with water spraying truck																					
30 May 2023	Sweeper truck with water spraying truck																					
2 June 2023	Sweeper truck with water spraying truck																					
6 June 2023	Sweeper truck with water spraying truck																					
9 June 2023	Sweeper truck with water spraying truck																					
13 June 2023	Sweeper truck with water spraying truck																					
C0013	A water complaint was received by EPD on 19 June 2023.  Contractor (POC) received the Notification of Environmental	- Complaint of muddy water being discharged into Kai Tak Approach Channel on 18 Jun 2023. - Complaint of	<p><u>Investigation</u></p> <p>Joint site inspection was conducted by Contractor (POC), ER and ET on 6 Jul 2023.</p> <p>1. As per Mr. Tony Tang from POC, the concerned area was the section of Shing Fung Road at the nearby channel.</p> <p>2. Heavy raining was recorded on 18 Jun 2023. The recorded rainfall was 35.8mm (sourced from manned weather station of Hong Kong Observatory at <a href="https://www.hko.gov.hk/en/cis/dailyExtract.htm?v=2023&amp;m=6">https://www.hko.gov.hk/en/cis/dailyExtract.htm?v=2023&amp;m=6</a>). The</p>	- Closed-out on 2 Aug 2023.																		

Complaint Log for ED/2018/01				
Complaint Ref. No.	Date of Complaint	Description of Complaint	Investigation / Recommendations / Actions	Close-Out Date / Status
	Complaints from EPD (ref.: K19/RE/00014944-23) by E-Mail on 29 June 2023 and forwarded the E-mail to ER, ET and IEC on 4 July 2023.	construction work being conducted on the Sunday of 18 Jun 2023.	<p>implication of heavy rainfall storm runoff might wash across the exposed soil surfaces which was direct muddy water discharge. This is the possible source of water nuisance.</p> <p>3. As per Mr. Tony Tang from POC, no construction work was conducted on 18 Jun 2023. Based on the attendance record, 6 employees including 4 watchman, labourer and driver, were on site on 18 Jun 2023 and they were not involved in the construction work. In the joint site inspection, no construction work was conducted on the nearby channel.</p> <p>4. No adverse observation against the muddy water impact were found during the site inspection on 14 and 20 June 2023, and 6 July 2023. The sedimentation tank and wastewater treatment plant are operating efficiently during the site inspection.</p> <p><u>Action taken</u></p> <ol style="list-style-type: none"> <li>The ditch is maintained regularly and excavated deeper by workers.</li> <li>Pumps are placed at the ditch to prevent flooding and overflow.</li> <li>Enhanced training for site workers to prevent flushing during heavy rain by placing pumps in the ditch to prevent flooding and overflow during periods of heavy rain during Tool- Box-Talk training.</li> </ol> <p><u>Recommendations</u></p> <p>There was no direct evidence showing that the muddy water nuisance was caused by the contractor at the complaint area, however Contractor (POC) is recommended to implement the following measures to minimize the impact for water quality:</p> <ol style="list-style-type: none"> <li>Regular cleaning and maintenance drainage systems at the nearby Kai Tak Approach Channel.</li> </ol>	
C0014	A polluting discharge complaint was received by EPD on 16 October 2023. Contractor (POC)	- Complaint of polluting discharge from the construction site of Stage 4	<p><u>Investigation</u></p> <p>Joint site inspection was conducted by Contractor (POC), ER and ET on 26 October 2023.</p> <ol style="list-style-type: none"> <li>The concerned area is near at Former Runway and South Apron, Kowloon City. Those are the possible sources should be illegal</li> </ol>	- Closed-out on 15 November 2023. -

Complaint Log for ED/2018/01				
Complaint Ref. No.	Date of Complaint	Description of Complaint	Investigation / Recommendations / Actions	Close-Out Date / Status
	received the Notification of Environmental Complaints from EPD (ref.: K19/RE/00024581-23 ) by E-Mail on 19 October 2023 and forwarded the E-mail to ER, ET and IEC on 21 October 2023.	Infrastructure at the Former Runway and South Apron, Kowloon City (“illegal discharge from kai tak 6577 construction site the main contractor should be hip hing)	<p>discharge from Kai Tak 6577 construction site which the main contractor should be hip hing. The possible source of polluting discharge does not come from the Contractor (POC).</p> <p>2. No adverse observation against the muddy water impact were found during the site inspection on dates. No surface runoff is observed, and the sedimentation tank and wastewater treatment plant were implemented normally.</p> <p><u>Action taken</u></p> <ol style="list-style-type: none"> <li>1. As per Contractor (POC), no wastewater generated at concerned area and ensure fulfil the conditions stipulated in the valid WPCO licence after receiving complaint (16 October 2023). The effluent discharge has been implemented properly.</li> <li>2. The silt curtain has been installed around the construction activities at the concerned area. (referring to Photo 2) The sedimentation tank and wastewater treatment has been implemented properly.</li> <li>3. The pump has been installed and collected sewage at the channel which can minimize water quality impacts and prevent overload the foul sewage system. (referring to Photo 3) The channel and ditches have been clear after receiving complaint.</li> </ol> <p><u>Recommendations</u></p> <p>There was no direct evidence showing that the muddy water nuisance was caused by the contractor at the complaint area, however Contractor (POC) is recommended to implement the following measures to minimize the impact for water quality:</p> <ol style="list-style-type: none"> <li>1. The silt removal facilities, channels and manholes should be maintained regularly.</li> <li>2. The silt curtain and equipment should be properly maintained.</li> </ol>	

Complaint Log for ED/2018/01				
Complaint Ref. No.	Date of Complaint	Description of Complaint	Investigation / Recommendations / Actions	Close-Out Date / Status
C0015	A dust complaint was received by EPD on 12 December 2023. Contractor (POC) received the Notification of Environmental Complaints from EPD (ref.: K19/RE/00030287-23) by E-Mail on 19 December 2023 and forwarded the E-mail to ER, ET and IEC on 20 December 2023.	- Complaint of construction dust nuisance on Shing Fung Road.	<p><u>Investigation</u></p> <p>Joint site inspection was conducted by Contractor (POC), ER, and ET on 21 December 2023.</p> <ol style="list-style-type: none"> <li>1. As per the email clarified by Mr. Tony Tang from POC on 20 December 2023, the concerned area (section of Shing Fung Road) was the junction of Road D3 and gate 2A&amp; 2B.</li> <li>2. The new road connecting Shing Fung Road &amp; Shing Kai Road) has been open for public vehicles (not only project related vehicles) since 31 December 2022. Vehicles from nearby construction sites also used the concerned road. Those are the possible sources of dust / silt nuisance. The non-project of stockpiles is founded near the concerned road during the site inspection.</li> <li>3. 3. As per Mr. Tony Tang from POC, recycled water was used in wheel washing machine near the entrance of Gammon site. The washing facilities and regular road watering are implemented.</li> <li>4. No adverse observation against the dust impact were found during the site inspection. The washing facilities and dust control measures are implemented properly.</li> </ol> <p><u>Action taken</u></p> <ol style="list-style-type: none"> <li>1. As per instruction from CEDD and AECOM, road washing along the new road (connecting Shing Fung Road and Shing Kai Road) and Shing Fung Road by water truck was conducted once per week in December 2023.</li> </ol>	- 17 January 2024

Complaint Log for ED/2018/01															
Complaint Ref. No.	Date of Complaint	Description of Complaint	Investigation / Recommendations / Actions		Close-Out Date / Status										
			<table border="1"> <thead> <tr> <th>Date</th> <th>Road Washing by</th> </tr> </thead> <tbody> <tr> <td>07 December 2023</td> <td>Sweeper truck with water spraying truck</td> </tr> <tr> <td>16 December 2023</td> <td>Sweeper truck with water spraying truck</td> </tr> <tr> <td>21 December 2023</td> <td>Sweeper truck with water spraying truck</td> </tr> <tr> <td>29 December 2023</td> <td>Sweeper truck with water spraying truck</td> </tr> </tbody> </table>	Date	Road Washing by	07 December 2023	Sweeper truck with water spraying truck	16 December 2023	Sweeper truck with water spraying truck	21 December 2023	Sweeper truck with water spraying truck	29 December 2023	Sweeper truck with water spraying truck		
Date	Road Washing by														
07 December 2023	Sweeper truck with water spraying truck														
16 December 2023	Sweeper truck with water spraying truck														
21 December 2023	Sweeper truck with water spraying truck														
29 December 2023	Sweeper truck with water spraying truck														
			<p>2. Wheel washing for the vehicles before leaving the construction site.</p> <p><u>Recommendations</u></p> <p>There was no direct evidence showing that the dust nuisance was caused by the contractor at the complaint area, however Contractor (POC) is recommended to implement the following measures to minimize the impact for air quality:</p> <ol style="list-style-type: none"> <li>1. Regular wash the share haul road in Shing Fung Road and Shing Kai Road.</li> <li>2. Dusty materials transported on truck should be covered.</li> </ol>												
C0016	A dust complaint was received by Hotline 1823 on 20 May 2024. ER (AECOM) and Contractor (POC) received the transferred from Hotline 1823 (Case No. 3-8226038234) on 20 May 2024 and forwarded the E-mail to ET, and IEC on same day.	- The dust emission generated from a excavator near EVA No. 10 which affecting the surrounding residents. The complainant also expressed doubt the effectiveness of implementation of	<p><u>Investigation</u></p> <p>Joint site inspection was conducted by Contractor (POC), ER, and ET on 23 May 2024.</p> <ol style="list-style-type: none"> <li>1. The complaint is not directly project-related since C&amp;D stockpiling works from nearby construction sites. Those are the possible sources of dust nuisance.</li> <li>2. As per the email reply by Mr. Tony Tang from POC on 21 May 2024, the concerned area (section of Shing Fung Road) was near EVA No. 10. The POC proposed to implement measures for mitigate the dust nuisance.</li> <li>3. The nearest surrounding resident to the concerned area is 580.23m (locations referring to Attachment 1)</li> <li>4. As per Mr. Tony Tang from POC, POC will provide a worker starting from 22 May 2024 to spray water at the concerned</li> </ol>		- Closed-out on 04 June 2024										

Complaint Log for ED/2018/01																																									
Complaint Ref. No.	Date of Complaint	Description of Complaint	Investigation / Recommendations / Actions				Close-Out Date / Status																																		
		environmental management system.	<p>location (Near EVA No. 10) within office hour to suppress dust emission no matter there is any loading or unloading of dusty materials site activities.</p> <p>5. Based on the monitoring results on 20 May 2024, 1-hour and 24-hour TSP results were below the Action Levels and Limit as shown as below.</p> <table border="1"> <thead> <tr> <th rowspan="2"></th> <th colspan="2">AM3</th> <th colspan="2">AM4(A)</th> <th colspan="2">AM7</th> </tr> <tr> <th>1-hour TSP</th> <th>24-hour TSP</th> <th>1-hour TSP</th> <th>24-hour TSP</th> <th>1-hour TSP</th> <th>24-hour TSP</th> </tr> </thead> <tbody> <tr> <td>Measured result (<math>\mu\text{g}/\text{m}^3</math>)</td> <td>44 -48</td> <td>42</td> <td>56-63</td> <td>/</td> <td>53 – 57</td> <td>54</td> </tr> <tr> <td>Action Level (<math>\mu\text{g}/\text{m}^3</math>)</td> <td>297</td> <td>182</td> <td>326</td> <td>187</td> <td>315</td> <td>181</td> </tr> <tr> <td>Limit Level (<math>\mu\text{g}/\text{m}^3</math>)</td> <td>500</td> <td>260</td> <td>500</td> <td>260</td> <td>500</td> <td>260</td> </tr> </tbody> </table> <p>6. The effectiveness of the environmental management system implemented has been reviewed.</p> <p>7. No adverse observation against the dust impact were found during the site inspection. The dust control measures are implemented properly.</p> <p><u>Action taken</u></p> <p>1. Regularly monitor all the Powered Mechanical Equipment (PME) to ensure</p>					AM3		AM4(A)		AM7		1-hour TSP	24-hour TSP	1-hour TSP	24-hour TSP	1-hour TSP	24-hour TSP	Measured result ( $\mu\text{g}/\text{m}^3$ )	44 -48	42	56-63	/	53 – 57	54	Action Level ( $\mu\text{g}/\text{m}^3$ )	297	182	326	187	315	181	Limit Level ( $\mu\text{g}/\text{m}^3$ )	500	260	500	260	500	260	
	AM3		AM4(A)		AM7																																				
	1-hour TSP	24-hour TSP	1-hour TSP	24-hour TSP	1-hour TSP	24-hour TSP																																			
Measured result ( $\mu\text{g}/\text{m}^3$ )	44 -48	42	56-63	/	53 – 57	54																																			
Action Level ( $\mu\text{g}/\text{m}^3$ )	297	182	326	187	315	181																																			
Limit Level ( $\mu\text{g}/\text{m}^3$ )	500	260	500	260	500	260																																			

<b>Complaint Log for ED/2018/01</b>				
Complaint Ref. No.	Date of Complaint	Description of Complaint	Investigation / Recommendations / Actions	Close-Out Date / Status
			<p>no dark smoke emission.</p> <ol style="list-style-type: none"> <li>2. Arrange to cover the stockpile with tarpaulin sheet to prevent dust emission.</li> <li>3. Arrange resources to spray water during excavator loading and unloading of dusty material which have including fill material and sub-base.</li> </ol> <p><u>Recommendations</u></p> <p>There was no direct evidence showing that the dust nuisance was caused by the contractor at the complaint area, however Contractor (POC) is recommended to implement the following measures to minimize the impact for air quality:</p> <ol style="list-style-type: none"> <li>1. The share haul road in Shing Fung Road should be washed regularly.</li> <li>2. Dust mitigation control should be done at the work site 8 times per day.</li> <li>3. Stockpiling sites should be lined with impermeable sheeting and banded.</li> <li>4. Stockpiles should be fully covered by impermeable sheeting to reduce dust emission.</li> </ol>	
C0017	A waste management complaint was received by Hotline 1823 on 25 May 2024.  The public complaint is received via 1823 (Case No.: 3-8234938050) on 25	- Rodent problem at the junction of Shing Kai Road & Shing Fung Road	<p><u>Investigation</u></p> <p>Joint site inspection was conducted by Contractor (POC), ER, IEC and ET on 30 May 2024.</p> <ol style="list-style-type: none"> <li>1. Accumulation of waste was found in the concerned area, the grade road (Shing Kai Road to NSR) and the junction of Road D3 (Shing Kai Road Junction).</li> <li>2. No trace of rats was found during inspection but flies were present.</li> <li>3. Waste management measures were not implemented properly. There</li> </ol>	- Closed-out on 04 June 2024

Complaint Log for ED/2018/01				
Complaint Ref. No.	Date of Complaint	Description of Complaint	Investigation / Recommendations / Actions	Close-Out Date / Status
	May 2024 and forwarded by CEDD on 27 May 2024, and forwarded to ER, Contractor, ET and IEC.		<p>were no sufficient waste disposal points and regular dispose of waste at the concerned area.</p> <p>4. The complaint was project-related as improper disposal of waste could lead to occurrence of rats.</p> <p><u>Action taken</u></p> <ol style="list-style-type: none"> <li>1. Poisonous rat bait was placed within the site boundary.</li> <li>2. Workers received regular briefing about proper waste management.</li> <li>3. The general waste was collected and removed after site inspection on 30 May 2024.</li> </ol> <p><u>Recommendations</u></p> <p>There was related evidence showing that the waste nuisance at the concerned area was caused by the Contractor (POC). However, it is recommended to implement the following measures to minimize the impact of waste accumulation</p> <ol style="list-style-type: none"> <li>1. Multiple waste disposal points should be set up for proper waste storage.</li> <li>2. Frequency of waste cleaning and collection should be increased to prevent waste accumulation.</li> </ol> <p>Training should be provided to workers about the concepts of site cleanliness and appropriate waste management procedures, including waste reduction, reuse and recycle.</p>	