

APPENDIX E - 1-HOUR TSP MONITORING RESULTS

Location AM1 - Tin Hau Temple			
Date	Time	Weather	Particulate Concentration ($\mu\text{g}/\text{m}^3$)
5-Oct-20	13:00	Sunny	62.4
5-Oct-20	14:00	Sunny	69.6
5-Oct-20	15:00	Sunny	72.0
9-Oct-20	13:00	Sunny	44.0
9-Oct-20	14:00	Sunny	42.0
9-Oct-20	15:00	Sunny	44.0
15-Oct-20	9:00	Sunny	44.0
15-Oct-20	10:00	Sunny	46.0
15-Oct-20	11:00	Sunny	46.0
21-Oct-20	13:00	Sunny	44.2
21-Oct-20	14:00	Sunny	47.6
21-Oct-20	15:00	Sunny	39.1
27-Oct-20	9:00	Sunny	83.6
27-Oct-20	10:00	Sunny	89.3
27-Oct-20	11:00	Sunny	85.5
		Average	57.3
		Maximum	89.3
		Minimum	39.1

Location AM2 - Sai Tso Wan Recreation Ground			
Date	Time	Weather	<i>Particulate Concentration ($\mu\text{g}/\text{m}^3$)</i>
5-Oct-20	9:00	Sunny	66.7
5-Oct-20	10:00	Sunny	63.8
5-Oct-20	11:00	Sunny	60.9
9-Oct-20	9:00	Sunny	43.7
9-Oct-20	10:00	Sunny	48.3
9-Oct-20	11:00	Sunny	52.9
15-Oct-20	9:00	Sunny	30.4
15-Oct-20	10:00	Sunny	26.6
15-Oct-20	11:00	Sunny	34.2
21-Oct-20	16:00	Sunny	92.4
21-Oct-20	17:00	Sunny	77.0
21-Oct-20	18:00	Sunny	85.8
27-Oct-20	13:00	Sunny	32.3
27-Oct-20	14:00	Sunny	41.8
27-Oct-20	15:00	Sunny	43.7
		Average	53.4
		Maximum	92.4
		Minimum	26.6

APPENDIX E - 1-HOUR TSP MONITORING RESULTS

Location AM3 - Yau Lai Estate Bik Lai House			
Date	Time	Weather	<i>Particulate Concentration ($\mu\text{g}/\text{m}^3$)</i>
5-Oct-20	16:00	Sunny	78.0
5-Oct-20	17:00	Sunny	80.6
5-Oct-20	18:00	Sunny	88.4
9-Oct-20	16:00	Sunny	32.3
9-Oct-20	17:00	Sunny	36.1
9-Oct-20	18:00	Sunny	36.1
15-Oct-20	9:00	Sunny	43.7
15-Oct-20	10:00	Sunny	38.0
15-Oct-20	11:00	Sunny	43.7
21-Oct-20	16:00	Sunny	51.0
21-Oct-20	17:00	Sunny	61.2
21-Oct-20	18:00	Sunny	57.8
27-Oct-20	16:00	Sunny	41.8
27-Oct-20	17:00	Sunny	51.3
27-Oct-20	18:00	Sunny	45.6
		Average	52.4
		Maximum	88.4
		Minimum	32.3

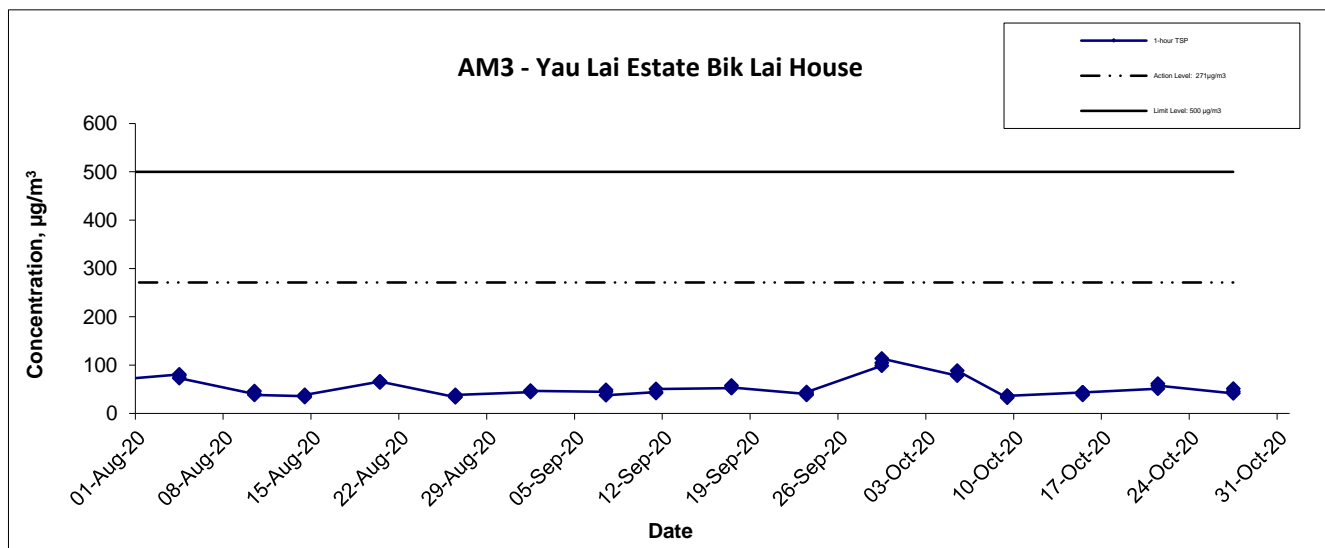
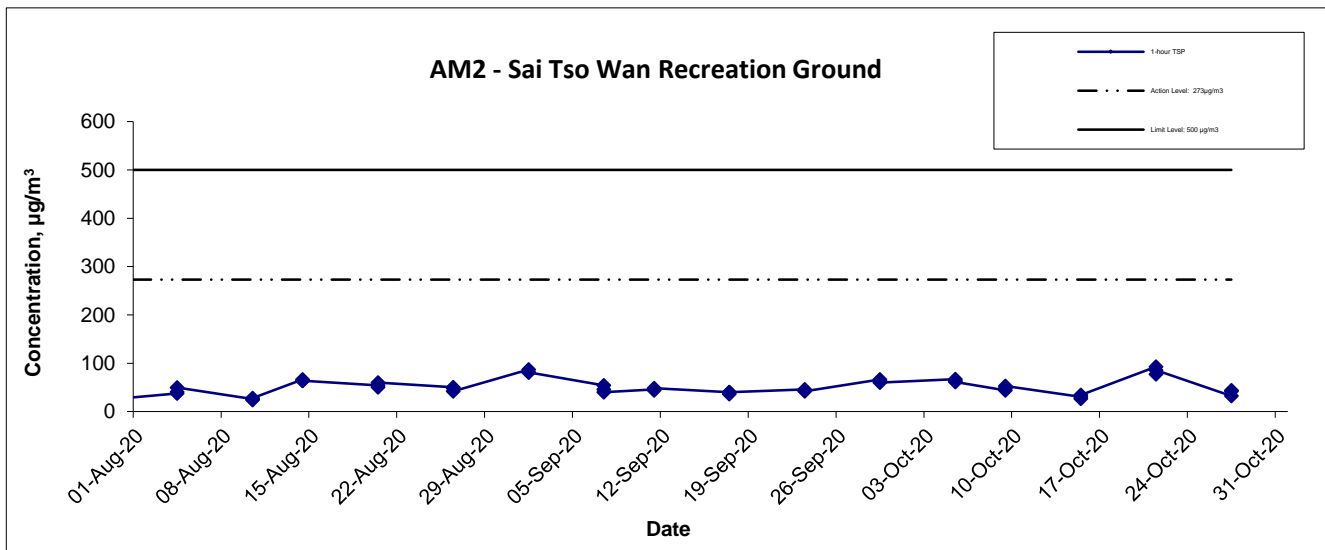
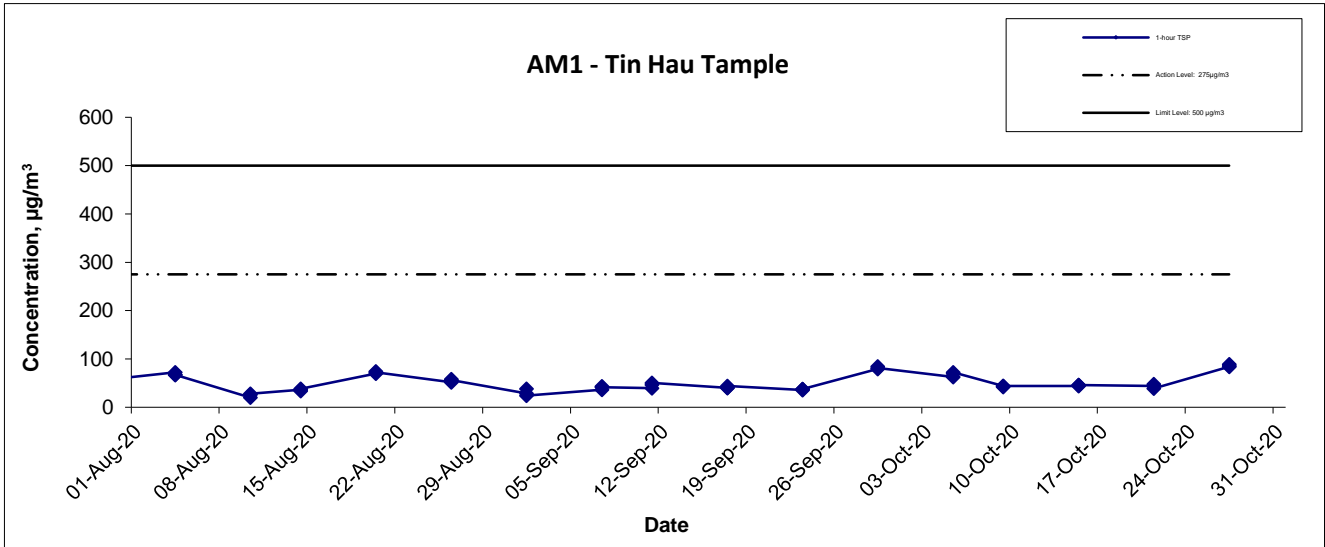
Location AM4 - Sitting-out Area at Cha Kwo Ling Village			
Date	Time	Weather	<i>Particulate Concentration ($\mu\text{g}/\text{m}^3$)</i>
5-Oct-20	9:00	Rainy	59.8
5-Oct-20	10:00	Rainy	65.0
5-Oct-20	11:00	Rainy	67.6
9-Oct-20	9:00	Sunny	42.0
9-Oct-20	10:00	Sunny	38.0
9-Oct-20	11:00	Sunny	40.0
15-Oct-20	9:00	Sunny	42.0
15-Oct-20	10:00	Sunny	40.0
15-Oct-20	11:00	Sunny	42.0
21-Oct-20	9:00	Sunny	54.4
21-Oct-20	10:00	Sunny	59.5
21-Oct-20	11:00	Sunny	51.0
27-Oct-20	10:00	Sunny	30.4
27-Oct-20	11:00	Sunny	36.1
27-Oct-20	12:00	Sunny	28.5
		Average	46.4
		Maximum	67.6
		Minimum	28.5

APPENDIX E - 1-HOUR TSP MONITORING RESULTS

Location AM5(A) - Tseung Kwan O DSD Desilting Compound			
Date	Time	Weather	<i>Particulate Concentration ($\mu\text{g}/\text{m}^3$)</i>
5-Oct-20	16:00	Sunny	40.8
5-Oct-20	17:00	Sunny	45.6
5-Oct-20	18:00	Sunny	48.0
9-Oct-20	14:00	Sunny	42.5
9-Oct-20	15:00	Sunny	52.7
9-Oct-20	16:00	Sunny	47.6
15-Oct-20	9:00	Sunny	38.0
15-Oct-20	10:00	Sunny	45.6
15-Oct-20	11:00	Sunny	39.9
21-Oct-20	11:00	Sunny	74.8
21-Oct-20	12:00	Sunny	83.6
21-Oct-20	13:00	Sunny	85.8
27-Oct-20	13:00	Sunny	34.2
27-Oct-20	14:00	Sunny	38.0
27-Oct-20	15:00	Sunny	28.5
		Average	49.7
		Maximum	85.8
		Minimum	28.5

Location AM6(A) - Park Central, L1/F Open Space Area			
Date	Time	Weather	<i>Particulate Concentration ($\mu\text{g}/\text{m}^3$)</i>
5-Oct-20	9:00	Sunny	55.2
5-Oct-20	10:00	Sunny	50.4
5-Oct-20	11:00	Sunny	50.4
9-Oct-20	13:00	Sunny	66.7
9-Oct-20	14:00	Sunny	73.6
9-Oct-20	15:00	Sunny	62.1
15-Oct-20	13:00	Sunny	36.1
15-Oct-20	14:00	Sunny	41.8
15-Oct-20	15:00	Sunny	43.7
21-Oct-20	7:30	Cloudy	77.0
21-Oct-20	8:30	Cloudy	68.2
21-Oct-20	9:30	Cloudy	72.6
27-Oct-20	13:00	Sunny	41.8
27-Oct-20	14:00	Sunny	45.6
27-Oct-20	15:00	Sunny	36.1
		Average	54.8
		Maximum	77.0
		Minimum	36.1

1-hr TSP Concentration Levels



Agreement No. CE/59/2015 (EP)
Environmental Team for Tseung Kwan O - Lam Tin Tunnel -
Design and Construction

Graphical Presentation of 1-hour TSP Monitoring Results

Scale
N.T.S

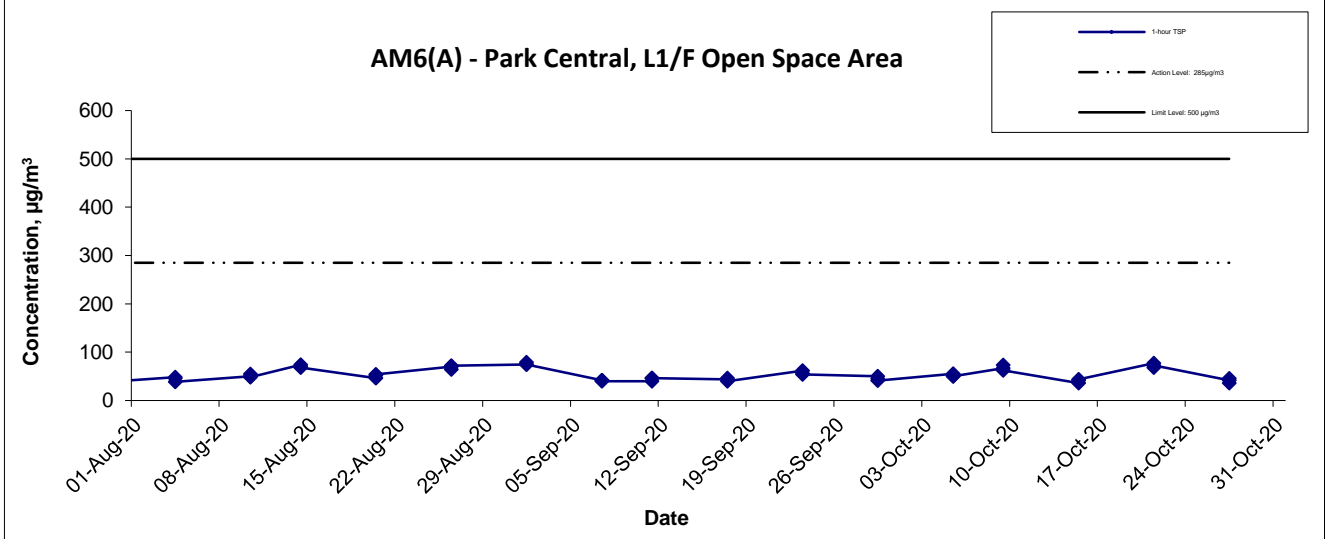
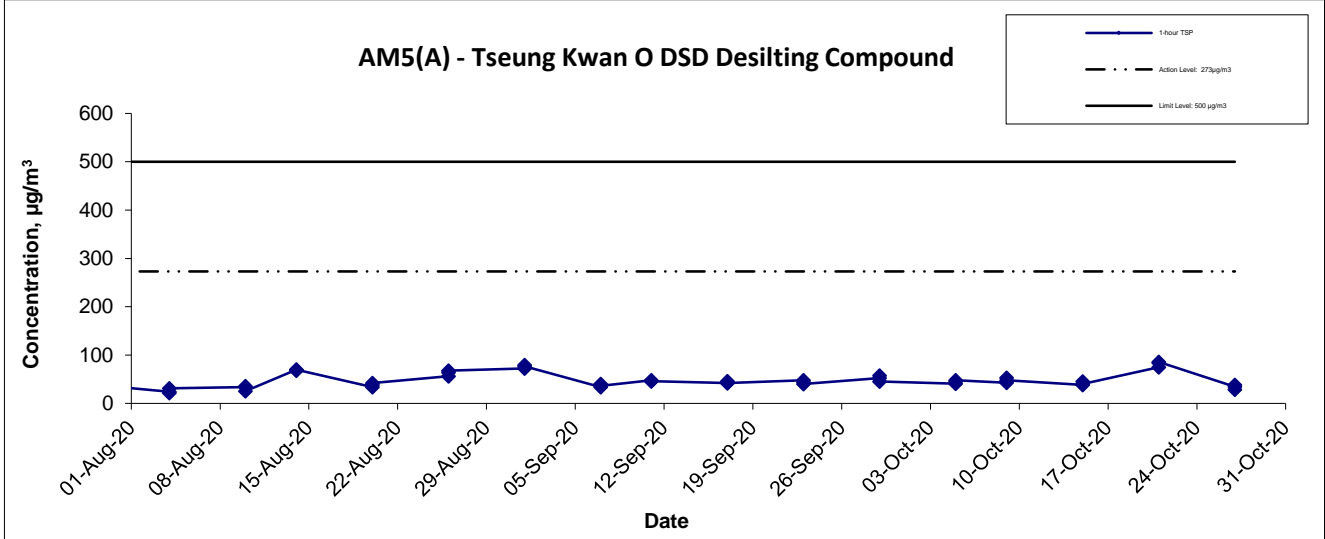
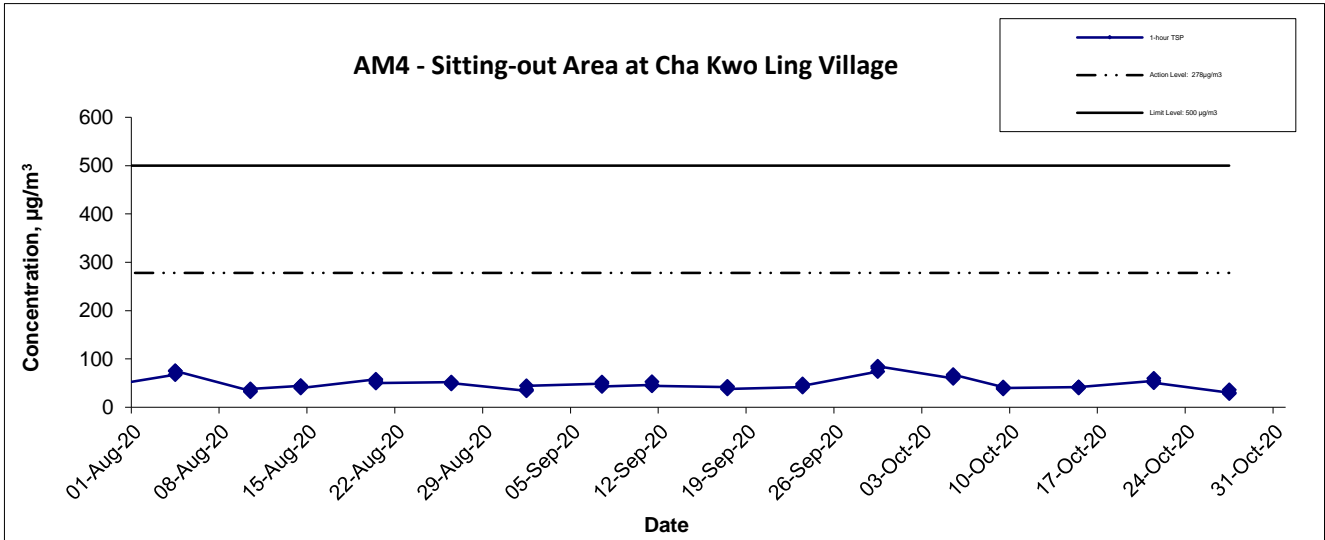
Date
Nov-20

Project
No. MA16034

Appendix
E

CINOTECH

1-hr TSP Concentration Levels



Agreement No. CE/59/2015 (EP)
 Environmental Team for Tseung Kwan O - Lam Tin Tunnel -
 Design and Construction

Graphical Presentation of 1-hour TSP Monitoring Results

Scale
 N.T.S

Date
 Nov-20

Project
 No. MA16034

Appendix
 E

