

Appendix F - 24-hour TSP Monitoring Results

Location AM1 - Tin Hau Temple

Start Date	Weather	Filter Weight (g)		Particulate	Elapse Time		Sampling	Flow Rate (m ³ /min.)		Av. flow	Total vol.	Conc.
	Condition	Initial	Final	Weight (g)	Initial	Final	Time(hrs.)	Initial	Final	(m ³ /min)	(m ³)	(µg/m ³)
8-Oct-20	Sunny	3.4889	3.5303	0.0414	7446.5	7470.5	24.0	1.22	1.22	1.22	1757.9	23.6
14-Oct-20	Sunny	3.5040	3.7106	0.2066	7470.5	7494.5	24.0	1.22	1.22	1.22	1755.2	117.7
20-Oct-20	Sunny	3.4516	3.6165	0.1649	7494.5	7518.5	24.0	1.22	1.22	1.22	1759.1	93.7
24-Oct-20	Sunny	3.5179	3.7029	0.1850	7518.5	7542.5	24.0	1.22	1.22	1.22	1762.2	105.0
30-Oct-20	Cloudy	3.5197	3.6913	0.1716	7542.5	7566.5	24.0	1.23	1.24	1.24	1779.1	96.5
											Min	23.6
											Max	117.7
											Average	87.3

*Measurement cannot be carried out for AM1 between 12 Sep 2020 - 7 Oct 2020 as no power supply due to technical problems in the system of the Temple. The measurement resumed on the second week of October

Location AM2 - Sai Tso Wan Recreation Ground

Start Date	Weather	Filter Weight (g)		Particulate	Elapse Time		Sampling	Flow Rate (m ³ /min.)		Av. flow	Total vol.	Conc.
	Condition	Initial	Final	Weight (g)	Initial	Final	Time(hrs.)	Initial	Final	(m ³ /min)	(m ³)	(µg/m ³)
3-Oct-20	Sunny	3.4793	3.5484	0.0691	28432.8	28456.8	24.0	1.22	1.22	1.22	1757.0	39.3
8-Oct-20	Sunny	3.4627	3.5453	0.0826	28456.8	28480.8	24.0	1.23	1.23	1.23	1768.8	46.7
14-Oct-20	Sunny	3.504	3.6204	0.1164	28480.8	28504.8	24.0	1.22	1.22	1.22	1756.4	66.3
20-Oct-20	Sunny	3.4982	3.6010	0.1028	28504.8	28528.8	24.0	1.22	1.22	1.22	1760.2	58.4
24-Oct-20	Sunny	3.4998	3.7027	0.2029	28528.8	28552.8	24.0	1.22	1.22	1.22	1763.3	115.1
30-Oct-20	Cloudy	3.4673	3.5963	0.1290	28552.8	28576.8	24.0	1.23	1.23	1.23	1766.7	73.0
											Min	39.3
											Max	115.1
											Average	66.5

Location AM3 - Yau Lai Estate, Bik Lai House

Start Date	Weather	Filter Weight (g)		Particulate	Elapse Time		Sampling	Flow Rate (m ³ /min.)		Av. flow	Total vol.	Conc.
	Condition	Initial	Final	Weight (g)	Initial	Final	Time(hrs.)	Initial	Final	(m ³ /min)	(m ³)	(µg/m ³)
3-Oct-20	Sunny	3.4897	3.6049	0.1152	2788.0	2812.0	24.0	1.22	1.22	1.22	1760.1	65.5
8-Oct-20	Sunny	3.4925	3.5976	0.1051	2812.0	2836.0	24.0	1.22	1.22	1.22	1760.3	59.7
14-Oct-20	Sunny	3.5236	3.6730	0.1494	2836.0	2860.0	24.0	1.22	1.22	1.22	1757.4	85.0
20-Oct-20	Sunny	3.4947	3.6133	0.1186	2860.0	2884.0	24.0	1.22	1.22	1.22	1761.5	67.3
24-Oct-20	Sunny	3.4882	3.7483	0.2601	2884.0	2908.0	24.0	1.23	1.23	1.23	1764.7	147.4
30-Oct-20	Cloudy	3.4801	3.6609	0.1808	2908.0	2932.0	24.0	1.23	1.23	1.23	1768.3	102.2
											Min	59.7
											Max	147.4
											Average	87.9

Appendix F - 24-hour TSP Monitoring Results

Location AM4(A) - Cha Kwo Ling Public Cargo Working Area Administrative Office

Start Date	Weather	Filter Weight (g)		Particulate	Elapse Time		Sampling	Flow Rate (m ³ /min.)		Av. flow	Total vol.	Conc.
	Condition	Initial	Final	Weight (g)	Initial	Final	Time(hrs.)	Initial	Final	(m ³ /min)	(m ³)	(µg/m ³)
3-Oct-20	Sunny	3.4971	3.5572	0.0601	13674.8	13698.8	24.0	1.22	1.22	2.43	3503.2	17.2
8-Oct-20	Sunny	3.5112	3.5797	0.0685	13698.8	13722.8	24.0	1.22	1.22	2.40	3458.4	19.8
14-Oct-20	Sunny	3.5223	3.6361	0.1138	13722.8	13746.8	24.0	1.22	1.22	2.40	3458.4	32.9
20-Oct-20	Sunny	3.4883	3.5789	0.0906	13746.8	13770.8	24.0	1.22	1.22	2.40	3458.4	26.2
24-Oct-20	Sunny	3.4822	3.6214	0.1392	13770.8	13794.8	24.0	1.22	1.22	2.40	3458.4	40.2
30-Oct-20	Cloudy	3.4857	3.6312	0.1455	13794.8	13818.8	24.0	1.22	1.23	2.40	3458.4	42.1
											Min	17.2
											Max	42.1
											Average	29.7

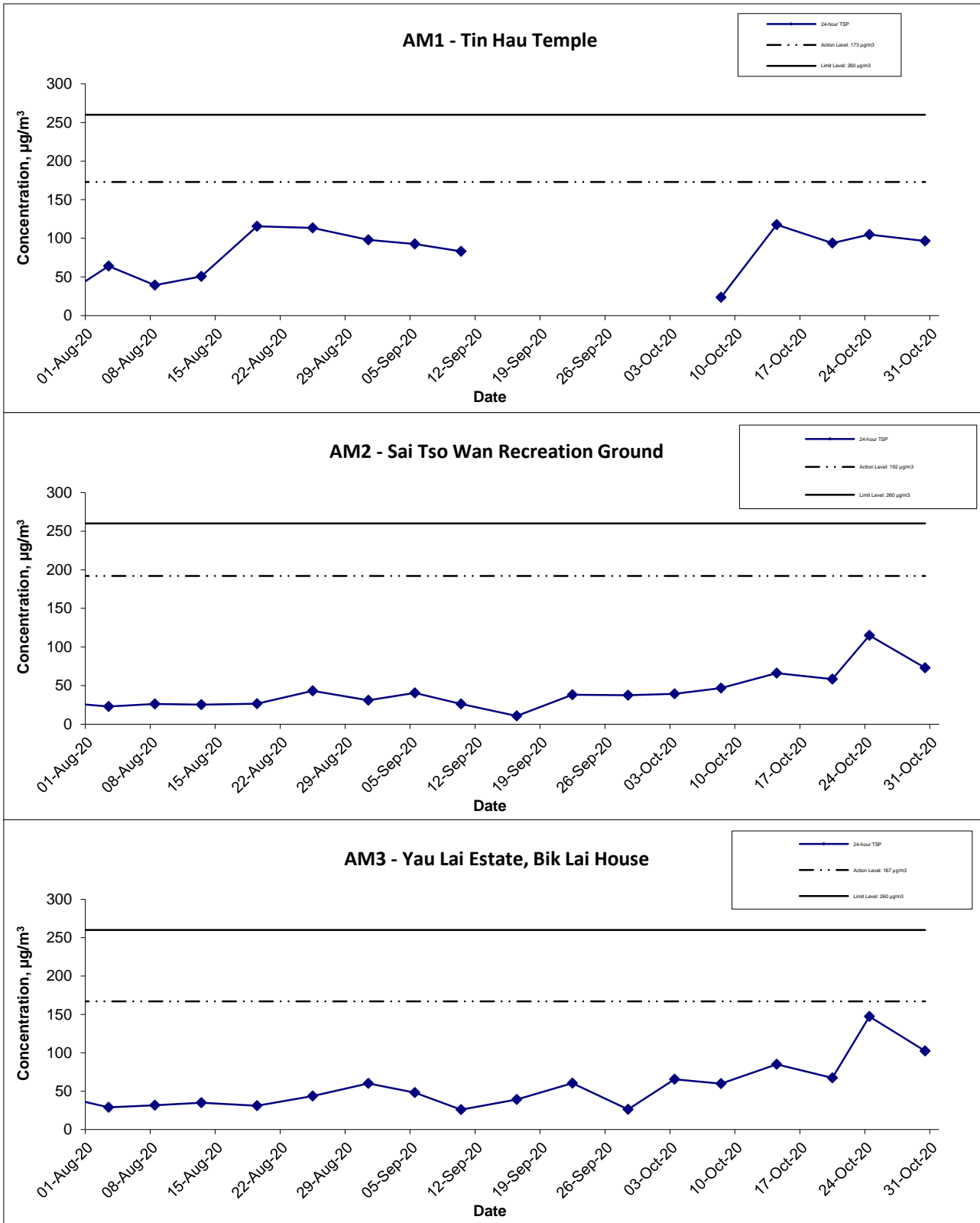
Location AM5(A) - Tseung Kwan O DSD Desilting Compound

Start Date	Weather	Filter Weight (g)		Particulate	Elapse Time		Sampling	Flow Rate (m ³ /min.)		Av. flow	Total vol.	Conc.
	Condition	Initial	Final	Weight (g)	Initial	Final	Time(hrs.)	Initial	Final	(m ³ /min)	(m ³)	(µg/m ³)
3-Oct-20	Sunny	3.4800	3.5669	0.0869	30147.9	30171.9	24.0	1.22	1.22	1.22	1760.2	49.4
8-Oct-20	Sunny	3.4936	3.5881	0.0945	30171.9	30195.9	24.0	1.22	1.22	1.22	1758.9	53.7
14-Oct-20	Sunny	3.4673	3.6160	0.1487	30195.9	30219.9	24.0	1.22	1.22	1.22	1756.2	84.7
20-Oct-20	Sunny	3.5094	3.6341	0.1247	30219.9	30243.9	24.0	1.22	1.22	1.22	1760.0	70.9
24-Oct-20	Sunny	3.5171	3.7612	0.2441	30243.9	30267.9	24.0	1.22	1.22	1.22	1762.9	138.5
30-Oct-20	Cloudy	3.4563	3.6192	0.1629	30267.9	30291.9	24.0	1.18	1.19	1.18	1705.7	95.5
											Min	49.4
											Max	138.5
											Average	82.1


Location AM6(A) - Park Central, L1/F Open Space Area

Start Date	Weather	Filter Weight (g)		Particulate	Elapse Time		Sampling	Flow Rate (m ³ /min.)		Av. flow	Total vol.	Conc.
	Condition	Initial	Final	Weight (g)	Initial	Final	Time(hrs.)	Initial	Final	(m ³ /min)	(m ³)	(µg/m ³)
3-Oct-20	Sunny	3.4546	3.4957	0.0411	2047.8	2071.8	24.0	1.22	1.22	2.49	3582.1	11.5
8-Oct-20	Sunny	3.4784	3.5313	0.0529	2071.8	2095.8	24.0	1.23	1.23	2.49	3582.1	14.8
14-Oct-20	Sunny	3.4918	3.5431	0.0513	2095.8	2119.8	24.0	1.23	1.23	1.23	1769.0	29.0
20-Oct-20	Sunny	3.5265	3.5845	0.0580	2119.8	2143.8	24.0	1.23	1.23	1.23	1766.1	32.8
24-Oct-20	Sunny	3.4967	3.6025	0.1058	2143.8	2167.8	24.0	1.23	1.23	1.23	1770.2	59.8
30-Oct-20	Cloudy	3.4764	3.5451	0.0687	2167.8	2191.8	24.0	1.23	1.23	1.23	1773.3	38.7
											Min	11.5
											Max	59.8
											Average	31.1

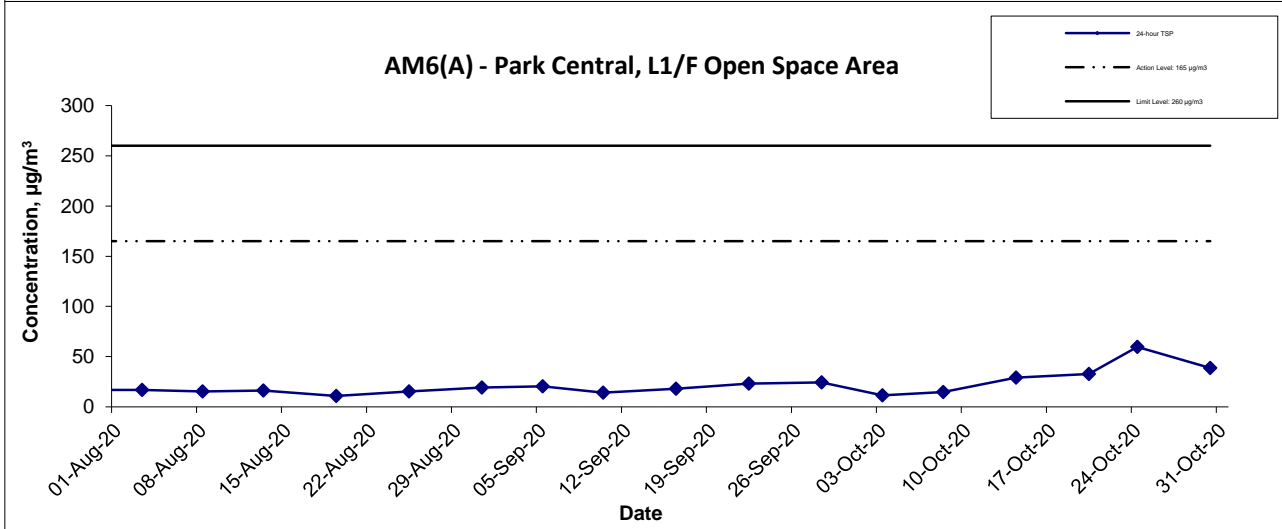
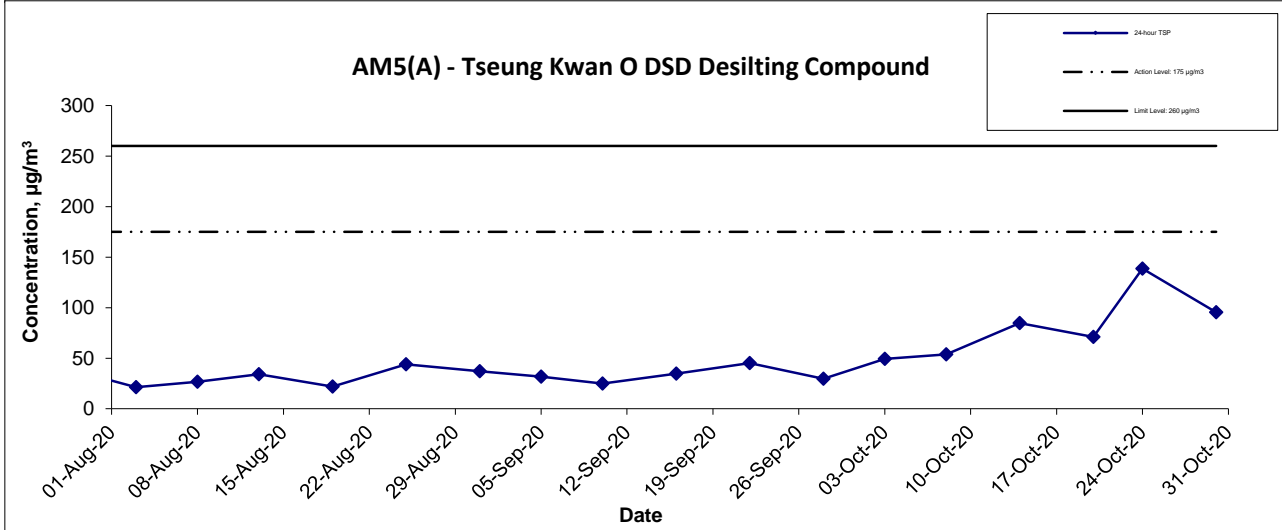
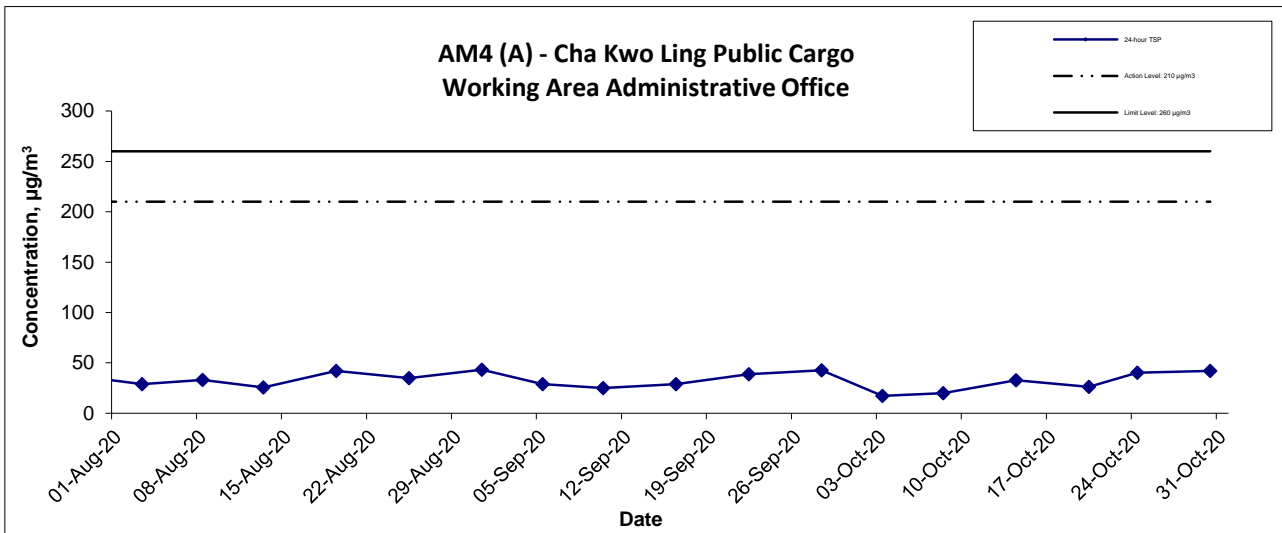
24-hr TSP Concentration Levels



*Measurement cannot be carried out for AM1 between 12 Sep 2020 - 7 Oct 2020 as no power supply due to technical problems in the system of the Temple.

Agreement No. CE/59/2015 (EP) Environmental Team for Tseung Kwan O - Lam Tin Tunnel - Design and Construction	Scale	Project	
	N.T.S	No. MA16034	
Graphical Presentation of 24-hour TSP Monitoring Results	Date	Appendix	
	Nov-20	F	

24-hr TSP Concentration Levels



Agreement No. CE/59/2015 (EP) Environmental Team for Tseung Kwan O - Lam Tin Tunnel - Design and Construction Graphical Presentation of 24-hour TSP Monitoring Results	Scale N.T.S	Project No. MA16034	
	Date Nov-20	Appendix F	